


9. SETUP PHOTOS


RADIATED EMISSIONS MEASUREMENT SETUP




RADIATED FRONT PHOTO (ABOVE 1 GHz)




RADIATED BACK PHOTO (ABOVE 1 GHz)



RADIATED FRONT PHOTO (ABOVE 30 MHz)



RADIATED BACK PHOTO (ABOVE 30 MHz)



RADIATED FRONT PHOTO (BELOW 30 MHz)



RADIATED BACK PHOTO (BELOW 30 MHz)

**ANTENNA PORT CONDUCTED RF MEASUREMENT SETUP AND
RADIATED EMISSIONS MEASUREMENT CONFIGURATION**



X POSITION FRONT PHOTO



Y POSITION FRONT PHOTO



Z POSITION FRONT PHOTO

Intentionally Left Blank

END OF REPORT