






7. SETUP PHOTOS

RADIATED EMISSIONS MEASUREMENT SETUP	
	
RADIATED FRONT PHOTO (BELOW 1 GHz)	RADIATED BACK PHOTO (BELOW 1 GHz)
	
RADIATED FRONT PHOTO (ABOVE 1-18 GHz)	RADIATED BACK PHOTO (ABOVE 1-18 GHz)

POWERLINE CONDUCTED EMISSIONS MEASUREMENT SETUP



LINE CONDUCTED FRONT PHOTO



LINE CONDUCTED SIDE VIEW PHOTO

END OF REPORT