
APPENDIX 3: Photographs of Test Setup

Radiated Spurious Emission


Front



Rear (Below 1 GHz)




Rear (Above 1 GHz)




Pre-Checke of Worst Case Position


X-axis



Y-axis



Z-axis



End of Report