

Appendix 2-2: SAR measurement data / SAR test data plot of other test conditions (cont'd)

Step 4: W56 band (Body)

Plot 4-3: (Body) Antenna Main; Front (Patient)-main & touch, 11n(40HT) (MCS0), 5550 MHz

EUT: SKR3000; Type: P-61; Serial: A8CE-S002

Mode: n40(MCS0,BPSK/OFDM)(UID 0, Frame Length in ms: 0; PAR: 0; PMF: 1); Frequency: 5550 MHz; Crest Factor: 1.0

Medium: MSL5800(1607); Medium parameters used: f = 5550 MHz; $\sigma = 5.872$ S/m; $\epsilon_r = 47.03$; $\rho = 1000$ kg/m³

Measurement Standard: DASYS5 (IEEE/IEC/ANSI C63.19-2007)

DASY Configuration: -Probe: EX3DV4 - SN3907; ConvF(3.65, 3.65, 3.65); Calibrated: 2016/05/12; -DASY52 52.8.8(1222); SEMCAD X 14.6.10(7331)
-Sensor-Surface: 1.4mm (Mechanical Surface Detection), z = 1.0, 25.0 -Electronics: DAE4 Sn626; Calibrated: 2015/09/15
-Phantom: ELI v4.0; Type: QDOVA001BA; Serial: 1059; Phantom section: Flat Section

body-touch,w56,ant-main(chain0)/56b1,ant0,front(patient)&d0,n40(m0,p12),b5550/

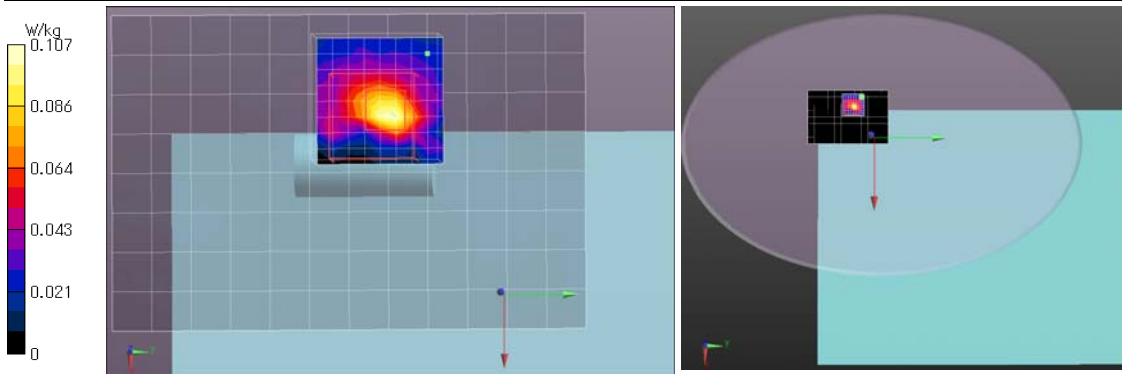
Area Scan:80x120,stp10 (9x13x1): Measurement grid: dx=10mm, dy=10mm; Maximum value of SAR (measured) = 0.0792 W/kg

Area Scan:80x120,stp10 (81x121x1): Interpolated grid: dx=1.000 mm, dy=1.000 mm; Maximum value of SAR (interpolated) = 0.0247 W/kg

Zoom:28x28x24,xy4-z1.4(ratio) (9x9x7)/Cube 0: Measurement grid: dx=4mm, dy=4mm, dz=1.4mm;

Reference Value = 4.128 V/m; Power Drift = -0.20 dB; Maximum value of SAR (measured) = 0.107 W/kg; Peak SAR (extrapolated) = 0.377 W/kg

SAR(1 g) = 0.00818 W/kg; SAR(10 g) = 0.00094 W/kg



Remarks: * Date tested: 2016/07/27; Tested by: Hiroshi Naka; Tested place: No.7 shielded room,
* liquid depth: 152 mm; Position: distance of EUT to phantom: 0 mm (2 mm to liquid); ambient: 24~25 deg.C. / 50 ± 10 %RH,
* liquid temperature: 23.6(start)/23.6(end)/23.7(in check) deg.C.; * White cubic: zoom scan area, Red cubic: big-SAR(10g)/small-SAR(1g)

Plot 4-4: (Body) Antenna Sub; Front (Patient)-sub & touch, 11n(40HT) (MCS0), 5550 MHz

EUT: SKR3000; Type: P-61; Serial: A8CE-S002

Mode: n40(MCS0,BPSK/OFDM)(UID 0, Frame Length in ms: 0; PAR: 0; PMF: 1); Frequency: 5550 MHz; Crest Factor: 1.0

Medium: MSL5800(1607); Medium parameters used: f = 5550 MHz; $\sigma = 5.872$ S/m; $\epsilon_r = 47.03$; $\rho = 1000$ kg/m³

Measurement Standard: DASYS5 (IEEE/IEC/ANSI C63.19-2007)

DASY Configuration: -Probe: EX3DV4 - SN3907; ConvF(3.65, 3.65, 3.65); Calibrated: 2016/05/12; -DASY52 52.8.8(1222); SEMCAD X 14.6.10(7331)
-Sensor-Surface: 1.4mm (Mechanical Surface Detection), z = 1.0, 25.0 -Electronics: DAE4 Sn626; Calibrated: 2015/09/15
-Phantom: ELI v4.0; Type: QDOVA001BA; Serial: 1059; Phantom section: Flat Section

body-touch,w56,ant-sub(chain1)/5g2w56b2,ant1,front(patient)&d0,n40(m0,p12),b5550/

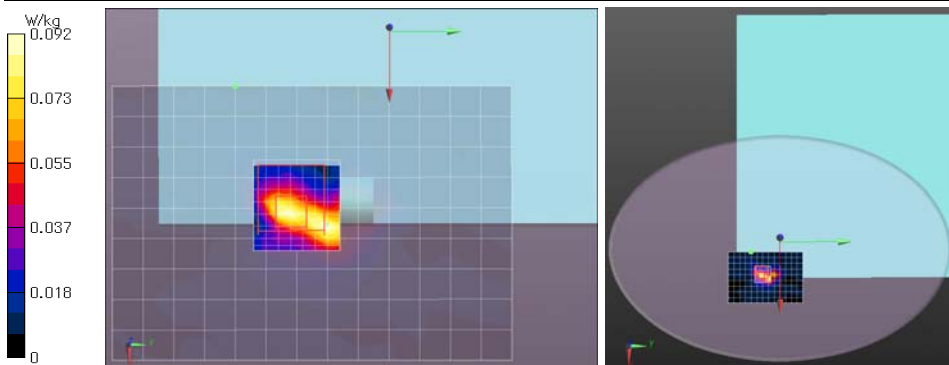
Area Scan:90x130,stp10 (10x14x1): Measurement grid: dx=10mm, dy=10mm; Maximum value of SAR (measured) = 0.0887 W/kg

Area Scan:90x130,stp10 (91x131x1): Interpolated grid: dx=1.000 mm, dy=1.000 mm; Maximum value of SAR (interpolated) = 0.00433 W/kg

Zoom:28x28x24,xy4-z1.4(ratio) (8x8x7)/Cube 0: Measurement grid: dx=4mm, dy=4mm, dz=1.4mm;

Reference Value = 4.169 V/m; Power Drift = -0.03 dB; Maximum value of SAR (measured) = 0.0918 W/kg; Peak SAR (extrapolated) = 0.461 W/kg

SAR(1 g) = 0.020 W/kg; SAR(10 g) = 0.00287 W/kg



Remarks: * Date tested: 2016/07/27; Tested by: Hiroshi Naka; Tested place: No.7 shielded room,
* liquid depth: 152 mm; Position: distance of EUT to phantom: 0 mm (2 mm to liquid); ambient: 24~25 deg.C. / 50 ± 10 %RH,
* liquid temperature: 23.6(start)/23.6(end)/23.7(in check) deg.C.; * White cubic: zoom scan area, Red cubic: big-SAR(10g)/small-SAR(1g)

UL Japan, Inc.

Shonan EMC Lab.

1-22-3 Megumigaoka, Hiratsuka-shi, Kanagawa-ken, 259-1220 JAPAN
Telephone: +81 463 50 6400 / Facsimile: +81 463 50 6401

Appendix 2-2: SAR measurement data / SAR test data plot of other test conditions / Step 4: W56 band (Body) (cont'd)

Plot 4-5: (Body) Antenna Main; Back-main & touch, 11n(40HT) (MCS0), 5550 MHz

EUT: SKR3000; Type: P-61; Serial: A8CE-S002

Mode: n40(MCS0,BPSK/OFDM)(UID 0, Frame Length in ms: 0; PAR: 0; PMF: 1); Frequency: 5550 MHz; Crest Factor: 1.0

Medium: MSL5800(1607); Medium parameters used: $f = 5550$ MHz; $\sigma = 5.872$ S/m; $\epsilon_r = 47.03$; $\rho = 1000$ kg/m³

Measurement Standard: DASY5 (IEEE/IEC/ANSI C63.19-2007)

DASY Configuration: -Probe: EX3DV4 - SN3907; ConvF(3.65, 3.65, 3.65); Calibrated: 2016/05/12; -DASY52 52.8.8(1222); SEMCAD X 14.6.10(7331)
-Sensor-Surface: 1.4mm (Mechanical Surface Detection), z= 1.0, 25.0 -Electronics: DAE4 Sn626; Calibrated: 2015/09/15
-Phantom: ELI v4.0; Type: QDOVA001BA; Serial: 1059; Phantom section: Flat Section

body-touch,w56,ant-main(chain0)/5g4w56b4,ant0,back&d0,n40(m0,p12),b5550/

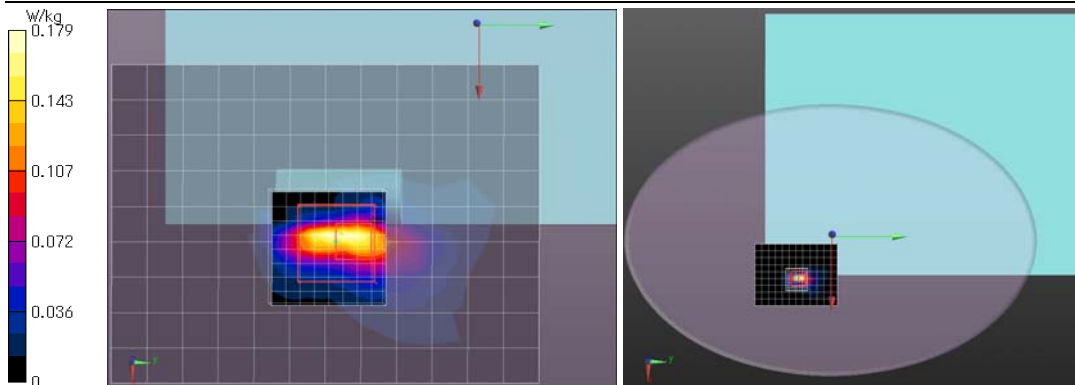
Area Scan:90x120,stp10 (10x13x1): Measurement grid: dx=10mm, dy=10mm; Maximum value of SAR (measured) = 0.170 W/kg

Area Scan:90x120,stp10 (91x121x1): Interpolated grid: dx=1.000 mm, dy=1.000 mm; Maximum value of SAR (interpolated) = 0.229 W/kg

Zoom:28x28x24,xy4-z1.4(ratio) (9x9x7)/Cube 0: Measurement grid: dx=4mm, dy=4mm, dz=1.4mm;

Reference Value = 6.066 V/m; Power Drift = 0.04 dB; Maximum value of SAR (measured) = 0.179 W/kg; Peak SAR (extrapolated) = 0.526 W/kg

SAR(1 g) = 0.049 W/kg; SAR(10 g) = 0.00972 W/kg



Remarks: * Date tested: 2016/07/27; Tested by: Hiroshi Naka; Tested place: No.7 shielded room,
* liquid depth: 152 mm; Position: distance of EUT to phantom: 0 mm (2 mm to liquid); ambient: 24~25 deg.C. / 50 ± 10 %RH,
* liquid temperature: 23.6(start)/23.6(end)/23.7(in check) deg.C.; * White cubic: zoom scan area, Red cubic: big=SAR(10g) /small=SAR(1g)

Plot 4-6: (Body) Antenna Sub; Back-sub & touch, 11n(40HT) (MCS0), 5550 MHz

EUT: SKR3000; Type: P-61; Serial: A8CE-S002

Mode: n40(MCS0,BPSK/OFDM)(UID 0, Frame Length in ms: 0; PAR: 0; PMF: 1); Frequency: 5550 MHz; Crest Factor: 1.0

Medium: MSL5800(1607); Medium parameters used: $f = 5550$ MHz; $\sigma = 5.872$ S/m; $\epsilon_r = 47.03$; $\rho = 1000$ kg/m³

Measurement Standard: DASY5 (IEEE/IEC/ANSI C63.19-2007)

DASY Configuration: -Probe: EX3DV4 - SN3907; ConvF(3.65, 3.65, 3.65); Calibrated: 2016/05/12; -DASY52 52.8.8(1222); SEMCAD X 14.6.10(7331)
-Sensor-Surface: 1.4mm (Mechanical Surface Detection), z= 1.0, 25.0 -Electronics: DAE4 Sn626; Calibrated: 2015/09/15
-Phantom: ELI v4.0; Type: QDOVA001BA; Serial: 1059; Phantom section: Flat Section

body-touch,w56,ant-sub(chain1)/5g3w56b3,ant1,back&d0,n40(m0,p12),b5550/

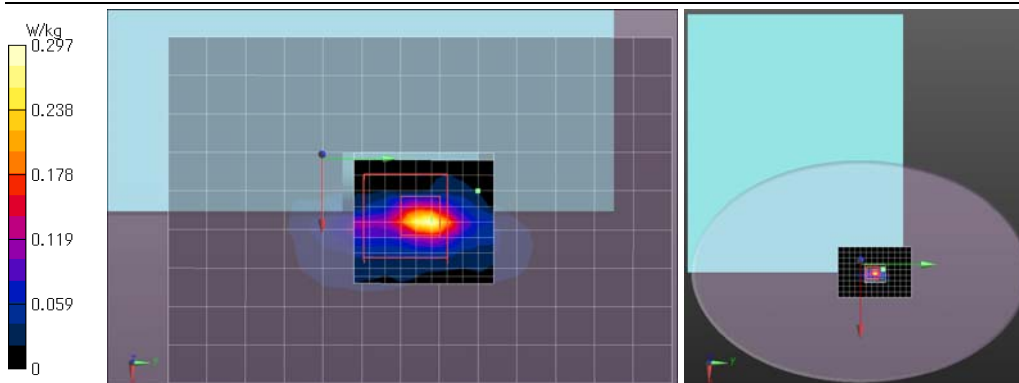
Area Scan:90x130,stp10 (10x14x1): Measurement grid: dx=10mm, dy=10mm; Maximum value of SAR (measured) = 0.188 W/kg

Area Scan:90x130,stp10 (91x131x1): Interpolated grid: dx=1.000 mm, dy=1.000 mm; Maximum value of SAR (interpolated) = 0.0208 W/kg

Zoom:28x28x24,xy4-z1.4(ratio) (9x10x7)/Cube 0: Measurement grid: dx=4mm, dy=4mm, dz=1.4mm;

Reference Value = 6.652 V/m; Power Drift = 0.11 dB; Maximum value of SAR (measured) = 0.297 W/kg; Peak SAR (extrapolated) = 0.698 W/kg

SAR(1 g) = 0.061 W/kg; SAR(10 g) = 0.00996 W/kg



Remarks: * Date tested: 2016/07/27; Tested by: Hiroshi Naka; Tested place: No.7 shielded room,
* liquid depth: 152 mm; Position: distance of EUT to phantom: 0 mm (2 mm to liquid); ambient: 24~25 deg.C. / 50 ± 10 %RH,
* liquid temperature: 23.6(start)/23.6(end)/23.7(in check) deg.C.; * White cubic: zoom scan area, Red cubic: big=SAR(10g) /small=SAR(1g)

Appendix 2-2: SAR measurement data / SAR test data plot of other test conditions / Step 4: W56 band (Body) (cont'd)

Plot 4-7: (Body) Antenna Main; Long side-main & touch, 11n(40HT) (MCS0), 5550 MHz

EUT: SKR3000; Type: P-61; Serial: A8CE-S002

Mode: n40(MCS0,BPSK/OFDM)(UID 0, Frame Length in ms: 0; PAR: 0; PMF: 1); Frequency: 5550 MHz; Crest Factor: 1.0

Medium: MSL5800(1607); Medium parameters used: $f = 5550$ MHz; $\sigma = 5.872$ S/m; $\epsilon_r = 47.03$; $\rho = 1000$ kg/m³

Measurement Standard: DASY5 (IEEE/IEC/ANSI C63.19-2007)

DASY Configuration: -Probe: EX3DV4 - SN3907; ConvF(3.65, 3.65, 3.65); Calibrated: 2016/05/12; -DASY52 52.8.8(1222); SEMCAD X 14.6.10(7331)
-Sensor-Surface: 1.4mm (Mechanical Surface Detection), z= 1.0, 25.0 -Electronics: DAE4 Sn626; Calibrated: 2015/09/15
-Phantom: ELI v4.0; Type: QDOVA001BA; Serial: 1059; Phantom section: Flat Section

body-touch,w56,ant-main(chain0)/5g5&w56b5,ant0,side&d0,n40(m0,p12),b5550/

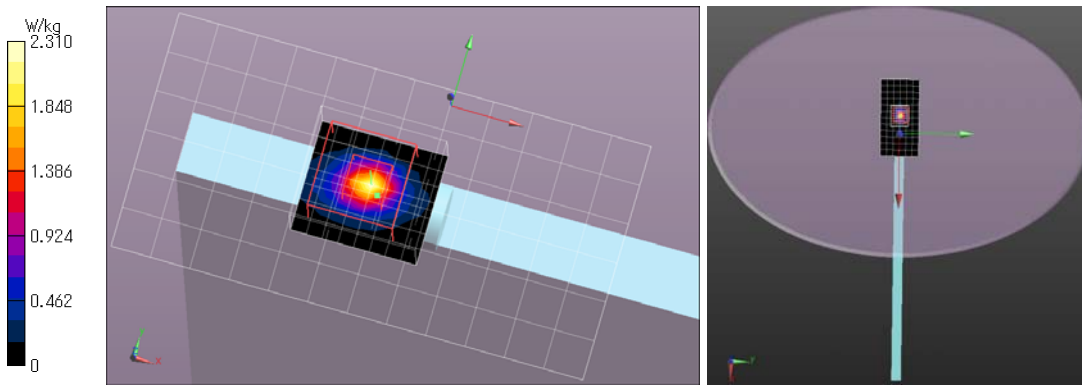
Area Scan:120x60,stp10 (13x7x1): Measurement grid: dx=10mm, dy=10mm; Maximum value of SAR (measured) = 1.50 W/kg

Area Scan:120x60,stp10 (121x61x1): Interpolated grid: dx=1.000 mm, dy=1.000 mm; Maximum value of SAR (interpolated) = 1.56 W/kg

Zoom:28x28x24,xy4-z1.4(ratio) (9x8x7)/Cube 0: Measurement grid: dx=4mm, dy=4mm, dz=1.4mm;

Reference Value = 20.07 V/m; Power Drift = -0.04 dB; Maximum value of SAR (measured) = 2.31 W/kg; Peak SAR (extrapolated) = 3.72 W/kg

SAR(1 g) = 0.695 W/kg; SAR(10 g) = 0.134 W/kg



Remarks: * Date tested: 2016/07/27; Tested by: Hiroshi Naka; Tested place: No.7 shielded room,
* liquid depth: 152 mm; Position: distance of EUT to phantom: 0 mm (2 mm to liquid); ambient: 24~25 deg.C. / 50 ± 10 %RH,
* liquid temperature: 23.6(start)/23.6(end)/23.7(in check) deg.C.; * White cubic: zoom scan area, Red cubic: big=SAR(10g)/small=SAR(1g)

Plot 4-8: (Body) Antenna Main; Long side-main & touch, 11n(40HT) (MCS0), 5590 MHz

EUT: SKR3000; Type: P-61; Serial: A8CE-S002

Mode: n40(MCS0,BPSK/OFDM)(UID 0, Frame Length in ms: 0; PAR: 0; PMF: 1); Frequency: 5590 MHz; Crest Factor: 1.0

Medium: MSL5800(1607); Medium parameters used: $f = 5590$ MHz; $\sigma = 5.907$ S/m; $\epsilon_r = 47.03$; $\rho = 1000$ kg/m³

Measurement Standard: DASY5 (IEEE/IEC/ANSI C63.19-2007)

DASY Configuration: -Probe: EX3DV4 - SN3907; ConvF(3.65, 3.65, 3.65); Calibrated: 2016/05/12; -DASY52 52.8.8(1222); SEMCAD X 14.6.10(7331)
-Sensor-Surface: 1.4mm (Mechanical Surface Detection), z= 1.0, 25.0 -Electronics: DAE4 Sn626; Calibrated: 2015/09/15
-Phantom: ELI v4.0; Type: QDOVA001BA; Serial: 1059; Phantom section: Flat Section

body-touch,w56,ant-main(chain0)/5g6&w56b6,ant0,side&d0,n40(m0,p12),b5590/


Area Scan:90x40,stp10 (10x5x1): Measurement grid: dx=10mm, dy=10mm; Maximum value of SAR (measured) = 1.74 W/kg

Area Scan:90x40,stp10 (91x41x1): Interpolated grid: dx=1.000 mm, dy=1.000 mm; Maximum value of SAR (interpolated) = 2.10 W/kg

Zoom:28x28x24,xy4-z1.4(ratio) (9x9x7)/Cube 0: Measurement grid: dx=4mm, dy=4mm, dz=1.4mm;

Reference Value = 23.66 V/m; Power Drift = -0.02 dB; Maximum value of SAR (measured) = 2.48 W/kg; Peak SAR (extrapolated) = 4.27 W/kg

SAR(1 g) = 0.782 W/kg; SAR(10 g) = 0.153 W/kg



Remarks: * Date tested: 2016/07/27; Tested by: Hiroshi Naka; Tested place: No.7 shielded room,
* liquid depth: 152 mm; Position: distance of EUT to phantom: 0 mm (2 mm to liquid); ambient: 24~25 deg.C. / 50 ± 10 %RH,
* liquid temperature: 23.6(start)/23.6(end)/23.7(in check) deg.C.; * White cubic: zoom scan area, Red cubic: big=SAR(10g)/small=SAR(1g)

UL Japan, Inc.

Shonan EMC Lab.

1-22-3 Megumigaoka, Hiratsuka-shi, Kanagawa-ken, 259-1220 JAPAN
Telephone: +81 463 50 6400 / Facsimile: +81 463 50 6401

Appendix 2-2: SAR measurement data / SAR test data plot of other test conditions / Step 4: W56 band (Body) (cont'd)

Plot 4-9: (Body) Antenna Main; Long side-main & touch, 11n(40HT) (MCS0), 5670 MHz

EUT: SKR3000; Type: P-61; Serial: A8CE-S002

Mode: n40(MCS0,BPSK/OFDM)(UID 0, Frame Length in ms: 0; PAR: 0; PMF: 1); Frequency: 5670 MHz; Crest Factor: 1.0

Medium: MSL5800(1607); Medium parameters used: $f = 5670$ MHz; $\sigma = 6.027$ S/m; $\epsilon_r = 46.79$; $\rho = 1000$ kg/m³

Measurement Standard: DASYS (IEEE/IEC/ANSI C63.19-2007)

DASY Configuration: -Probe: EX3DV4 - SN3907; ConvF(3.65, 3.65, 3.65); Calibrated: 2016/05/12; -Electronics: DAE4 Sn626; Calibrated: 2015/09/15
-Sensor-Surface: 1.4mm (Mechanical Surface Detection (Locations From Previous Scan Used)), Sensor-Surface: 1.4mm (Mechanical Surface Detection), z = 1.0, 25.0
-Phantom: ELI v4.0; Type: QDOVA001BA; Serial: 1059; Phantom section: Flat Section -DASY52 52.8.8(1222); SEMCAD X 14.6.10(7331)

body-touch,w56,ant-main(chain0)/5g7&w56b7,ant0,CH/side&d0,n40(m0,p12),b5670/

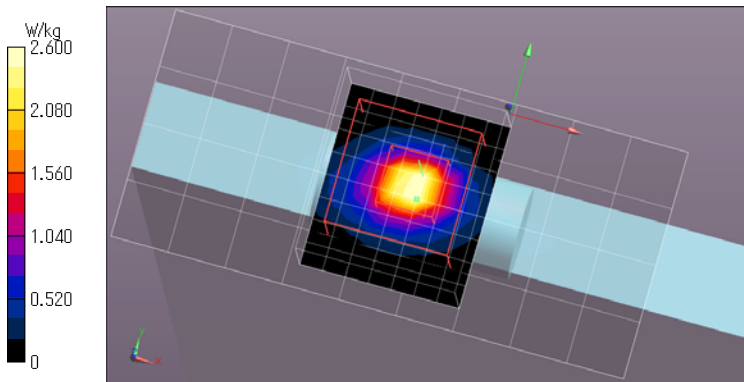
Area Scan:90x40,stp10 (10x5x1): Measurement grid: dx=10mm, dy=10mm; Maximum value of SAR (measured) = 2.09 W/kg

Area Scan:90x40,stp10 (91x41x1): Interpolated grid: dx=1.000 mm, dy=1.000 mm; Maximum value of SAR (interpolated) = 2.24 W/kg

Zoom:28x28x24,xy4-z1.4(ratio) (8x9x7)/Cube 0: Measurement grid: dx=4mm, dy=4mm, dz=1.4mm;

Reference Value = 24.28 V/m; Power Drift = 0.03 dB; Maximum value of SAR (measured) = 2.60 W/kg; Peak SAR (extrapolated) = 7.51 W/kg

SAR(1 g) = 0.912 W/kg; SAR(10 g) = 0.179 W/kg



Remarks: * Date tested: 2016/07/27; Tested by: Hiroshi Naka; Tested place: No.7 shielded room,
* liquid depth: 152 mm; Position: distance of EUT to phantom: 0 mm (2 mm to liquid); ambient: 24~25 deg.C. / 50 ± 10 %RH,
* liquid temperature: 23.6(start)/23.6(end)/23.7(in check) deg.C.; * White cubic: zoom scan area, Red cubic: big=SAR(10g)/small=SAR(1g)

Plot 4-10: (Body) Antenna Main; Long side-main & touch, 11n(40HT) (MCS0), 5510 MHz

EUT: SKR3000; Type: P-61; Serial: A8CE-S002

Mode: n40(MCS0,BPSK/OFDM)(UID 0, Frame Length in ms: 0; PAR: 0; PMF: 1); Frequency: 5510 MHz; Crest Factor: 1.0

Medium: MSL5800(1607); Medium parameters used: $f = 5510$ MHz; $\sigma = 5.8$ S/m; $\epsilon_r = 46.98$; $\rho = 1000$ kg/m³

Measurement Standard: DASYS (IEEE/IEC/ANSI C63.19-2007)

DASY Configuration: -Probe: EX3DV4 - SN3907; ConvF(3.65, 3.65, 3.65); Calibrated: 2016/05/12; -Electronics: DAE4 Sn626; Calibrated: 2015/09/15
-Sensor-Surface: 1.4mm (Mechanical Surface Detection (Locations From Previous Scan Used)), Sensor-Surface: 1.4mm (Mechanical Surface Detection), z = 1.0, 25.0
-Phantom: ELI v4.0; Type: QDOVA001BA; Serial: 1059; Phantom section: Flat Section -DASY52 52.8.8(1222); SEMCAD X 14.6.10(7331)

body-touch,w56,ant-main(chain0)/5g12&w56b12,ant0,CH/side&d0,n40(m0,p11),b5510/

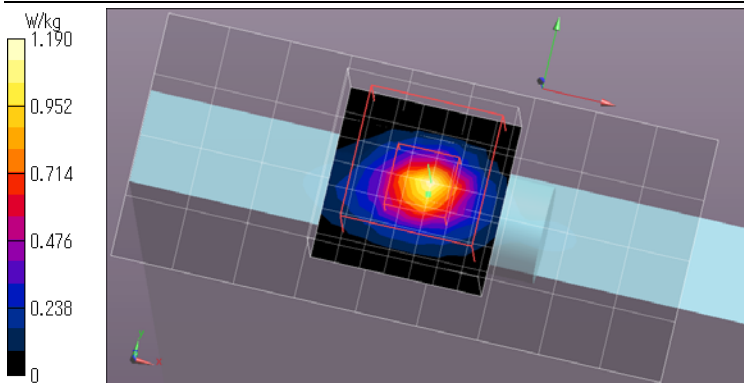
Area Scan:90x40,stp10 (10x5x1): Measurement grid: dx=10mm, dy=10mm; Maximum value of SAR (measured) = 0.785 W/kg

Area Scan:90x40,stp10 (91x41x1): Interpolated grid: dx=1.000 mm, dy=1.000 mm; Maximum value of SAR (interpolated) = 0.896 W/kg

Zoom:28x28x24,xy4-z1.4(ratio) (8x8x7)/Cube 0: Measurement grid: dx=4mm, dy=4mm, dz=1.4mm;

Reference Value = 16.38 V/m; Power Drift = -0.00 dB; Maximum value of SAR (measured) = 1.19 W/kg; Peak SAR (extrapolated) = 1.91 W/kg

SAR(1 g) = 0.367 W/kg; SAR(10 g) = 0.063 W/kg



Remarks: * Date tested: 2016/07/27; Tested by: Hiroshi Naka; Tested place: No.7 shielded room,
* liquid depth: 152 mm; Position: distance of EUT to phantom: 0 mm (2 mm to liquid); ambient: 24~25 deg.C. / 50 ± 10 %RH,
* liquid temperature: 23.5(start)/23.4(end)/23.7(in check) deg.C.; * White cubic: zoom scan area, Red cubic: big=SAR(10g)/small=SAR(1g)

Appendix 2-2: SAR measurement data / SAR test data plot of other test conditions / Step 4: W56 band (Body) (cont'd)

Plot 4-11: (Body) Antenna Sub; Short side-sub & touch, 11n(40HT) (MCS0), 5550 MHz

EUT: SKR3000; Type: P-61; Serial: A8CE-S002

Mode: n40(MCS0,BPSK/OFDM)(UID 0, Frame Length in ms: 0; PAR: 0; PMF: 1); Frequency: 5550 MHz; Crest Factor: 1.0

Medium: MSL5800(1607); Medium parameters used: $f = 5550$ MHz; $\sigma = 5.872$ S/m; $\epsilon_r = 47.03$; $\rho = 1000$ kg/m³

Measurement Standard: DASYS5 (IEEE/IEC/ANSI C63.19-2007)

DASY Configuration: -Probe: EX3DV4 - SN3907; ConvF(3.65, 3.65, 3.65); Calibrated: 2016/05/12; -DASY52 52.8.8(1222); SEMCAD X 14.6.10(7331)
-Sensor-Surface: 1.4mm (Mechanical Surface Detection), z= 1.0, 25.0 -Electronics: DAE4 Sn626; Calibrated: 2015/09/15
-Phantom: ELL v4.0; Type: QDOVA001BA; Serial: 1059; Phantom section: Flat Section

body-touch,w56,ant-sub(chain1)/5g18w56b18,ant0,side&d0,n40(m0,p12),b5550/

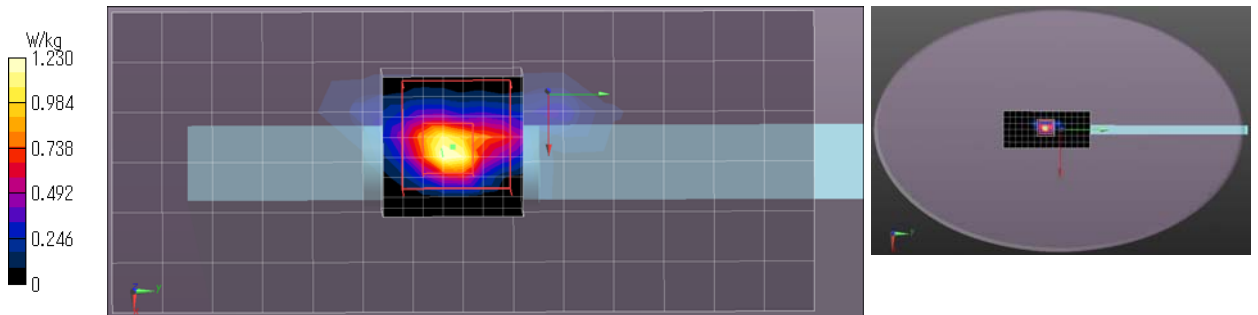
Area Scan:60x140,stp10 (7x15x1): Measurement grid: dx=10mm, dy=10mm; Maximum value of SAR (measured) = 1.11 W/kg

Area Scan:60x140,stp10 (61x141x1): Interpolated grid: dx=1.000 mm, dy=1.000 mm; Maximum value of SAR (interpolated) = 1.82 W/kg

Zoom:28x28x24,xy4-z1.4(ratio) (8x8x7)/Cube 0: Measurement grid: dx=4mm, dy=4mm, dz=1.4mm;

Reference Value = 17.24 V/m; Power Drift = 0.01 dB; Maximum value of SAR (measured) = 1.23 W/kg; Peak SAR (extrapolated) = 2.45 W/kg

SAR(1 g) = 0.454 W/kg; SAR(10 g) = 0.097 W/kg



Remarks: * Date tested: 2016/07/28; Tested by: Hiroshi Naka; Tested place: No.7 shielded room,
* liquid depth: 152 mm; Position: distance of EUT to phantom: 0 mm (2 mm to liquid); ambient: 24~25 deg.C. / 50 ± 10 %RH,
* liquid temperature: 23.6(start)/23.6(end)/23.7(in check) deg.C.; * White cubic: zoom scan area, Red cubic: big=SAR(10g)/small=SAR(1g)

Plot 4-12: (Body) Antenna Sub; Short side-sub & touch, 11n(40HT) (MCS0), 5590 MHz

EUT: SKR3000; Type: P-61; Serial: A8CE-S002

Mode: n40(MCS0,BPSK/OFDM)(UID 0, Frame Length in ms: 0; PAR: 0; PMF: 1); Frequency: 5590 MHz; Crest Factor: 1.0

Medium: MSL5800(1607); Medium parameters used: $f = 5590$ MHz; $\sigma = 5.907$ S/m; $\epsilon_r = 47.03$; $\rho = 1000$ kg/m³

Measurement Standard: DASYS5 (IEEE/IEC/ANSI C63.19-2007)

DASY Configuration: -Probe: EX3DV4 - SN3907; ConvF(3.65, 3.65, 3.65); Calibrated: 2016/05/12; -DASY52 52.8.8(1222); SEMCAD X 14.6.10(7331)
-Sensor-Surface: 1.4mm (Mechanical Surface Detection), z= 1.0, 25.0 -Electronics: DAE4 Sn626; Calibrated: 2015/09/15
-Phantom: ELL v4.0; Type: QDOVA001BA; Serial: 1059; Phantom section: Flat Section

body-touch,w56,ant-sub(chain1)/5g19w56b19,ant1,side&d0,n40(m0,p12),b5590/

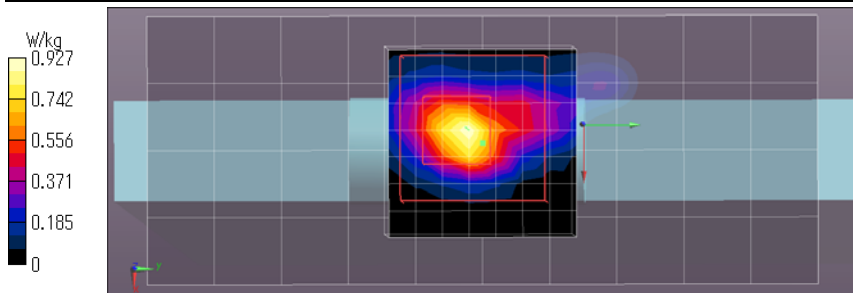
Area Scan:40x100,stp10 (5x11x1): Measurement grid: dx=10mm, dy=10mm; Maximum value of SAR (measured) = 0.779 W/kg

Area Scan:40x100,stp10 (41x101x1): Interpolated grid: dx=1.000 mm, dy=1.000 mm; Maximum value of SAR (interpolated) = 0.788 W/kg

Zoom:28x28x24,xy4-z1.4(ratio) (8x8x7)/Cube 0: Measurement grid: dx=4mm, dy=4mm, dz=1.4mm;

Reference Value = 13.82 V/m; Power Drift = -0.02 dB; Maximum value of SAR (measured) = 0.927 W/kg; Peak SAR (extrapolated) = 1.45 W/kg

SAR(1 g) = 0.302 W/kg; SAR(10 g) = 0.065 W/kg



Remarks: * Date tested: 2016/07/28; Tested by: Hiroshi Naka; Tested place: No.7 shielded room,
* liquid depth: 152 mm; Position: distance of EUT to phantom: 0 mm (2 mm to liquid); ambient: 24~25 deg.C. / 50 ± 10 %RH,
* liquid temperature: 23.6(start)/23.6(end)/23.7(in check) deg.C.; * White cubic: zoom scan area, Red cubic: big=SAR(10g)/small=SAR(1g)

Appendix 2-2: SAR measurement data / SAR test data plot of other test conditions / Step 4: W56 band (Body) (cont'd)

Plot 4-13: (Body) Antenna Sub; Short side-sub & touch, 11n(40HT) (MCS0), 5670 MHz

EUT: SKR3000; Type: P-61; Serial: A8CE-S002

Mode: n40(MCS0,BPSK/OFDM)(UID 0, Frame Length in ms: 0; PAR: 0; PMF: 1); Frequency: 5670 MHz; Crest Factor: 1.0

Medium: MSL5800(1607); Medium parameters used: $f = 5670$ MHz; $\sigma = 6.027$ S/m; $\epsilon_r = 46.79$; $\rho = 1000$ kg/m³

Measurement Standard: DASYS5 (IEEE/IEC/ANSI C63.19-2007)

DASY Configuration: -Probe: EX3DV4 - SN3907; ConvF(3.65, 3.65, 3.65); Calibrated: 2016/05/12; -Electronics: DAE4 Sn626; Calibrated: 2015/09/15
-Sensor-Surface: 1.4mm (Mechanical Surface Detection (Locations From Previous Scan Used)), Sensor-Surface: 1.4mm (Mechanical Surface Detection), z = 1.0, 25.0
-Phantom: ELI v4.0; Type: QDOVA001BA; Serial: 1059; Phantom section: Flat Section -DASY52 52.8.8(1222); SEMCAD X 14.6.10(7331)

body-touch,w56,ant-sub(chain1)5g20w56b20,ant1,side&d0,n40(m0,p12),b5670/

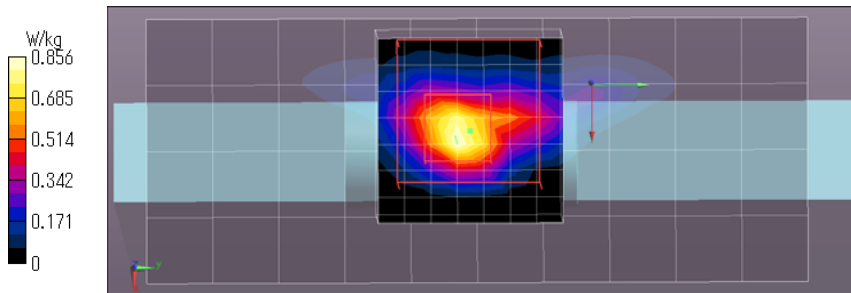
Area Scan:40x100,stp10 (5x11x1): Measurement grid: dx=10mm, dy=10mm; Maximum value of SAR (measured) = 0.752 W/kg

Area Scan:40x100,stp10 (41x101x1): Interpolated grid: dx=1.000 mm, dy=1.000 mm; Maximum value of SAR (interpolated) = 1.15 W/kg

Zoom:28x28x24,xy4-z1.4(ratio) (8x8x7)/Cube 0: Measurement grid: dx=4mm, dy=4mm, dz=1.4mm;

Reference Value = 13.90 V/m; Power Drift = -0.06 dB; Maximum value of SAR (measured) = 0.856 W/kg; Peak SAR (extrapolated) = 1.38 W/kg

SAR(1 g) = 0.283 W/kg; SAR(10 g) = 0.059 W/kg



Remarks: * Date tested: 2016/07/28; Tested by: Hiroshi Naka; Tested place: No.7 shielded room,
* liquid depth: 152 mm; Position: distance of EUT to phantom: 0 mm (2 mm to liquid); ambient: 24~25 deg.C. / 50 ± 10 %RH,
* liquid temperature: 23.6(start)/23.6(end)/23.7(in check) deg.C.; * White cubic: zoom scan area, Red cubic: big=SAR(10g) /small=SAR(1g)

Plot 4-14: (Body) Antenna Sub; Short side-sub & touch, 11n(40HT) (MCS0), 5510 MHz

EUT: SKR3000; Type: P-61; Serial: A8CE-S002

Mode: n40(MCS0,BPSK/OFDM)(UID 0, Frame Length in ms: 0; PAR: 0; PMF: 1); Frequency: 5510 MHz; Crest Factor: 1.0

Medium: MSL5800(1607); Medium parameters used: $f = 5510$ MHz; $\sigma = 5.8$ S/m; $\epsilon_r = 46.98$; $\rho = 1000$ kg/m³

Measurement Standard: DASYS5 (IEEE/IEC/ANSI C63.19-2007)

DASY Configuration: -Probe: EX3DV4 - SN3907; ConvF(3.65, 3.65, 3.65); Calibrated: 2016/05/12; -Electronics: DAE4 Sn626; Calibrated: 2015/09/15
-Sensor-Surface: 1.4mm (Mechanical Surface Detection (Locations From Previous Scan Used)), Sensor-Surface: 1.4mm (Mechanical Surface Detection), z = 1.0, 25.0
-Phantom: ELI v4.0; Type: QDOVA001BA; Serial: 1059; Phantom section: Flat Section -DASY52 52.8.8(1222); SEMCAD X 14.6.10(7331)

body-touch,w56,ant-sub(chain1)5g21w56b21,ant1,side&d0,n40(m0,p11),b5510/

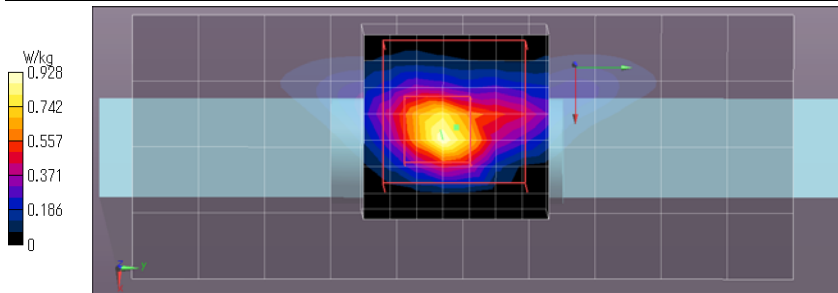
Area Scan:40x100,stp10 (5x11x1): Measurement grid: dx=10mm, dy=10mm; Maximum value of SAR (measured) = 0.785 W/kg

Area Scan:40x100,stp10 (41x101x1): Interpolated grid: dx=1.000 mm, dy=1.000 mm; Maximum value of SAR (interpolated) = 1.12 W/kg

Zoom:28x28x24,xy4-z1.4(ratio) (8x8x7)/Cube 0: Measurement grid: dx=4mm, dy=4mm, dz=1.4mm;

Reference Value = 14.36 V/m; Power Drift = -0.04 dB; Maximum value of SAR (measured) = 0.928 W/kg; Peak SAR (extrapolated) = 3.35 W/kg

SAR(1 g) = 0.319 W/kg; SAR(10 g) = 0.065 W/kg



Remarks: * Date tested: 2016/07/28; Tested by: Hiroshi Naka; Tested place: No.7 shielded room,
* liquid depth: 152 mm; Position: distance of EUT to phantom: 0 mm (2 mm to liquid); ambient: 24~25 deg.C. / 50 ± 10 %RH,
* liquid temperature: 23.6(start)/23.6(end)/23.7(in check) deg.C.; * White cubic: zoom scan area, Red cubic: big=SAR(10g) /small=SAR(1g)

Appendix 2-2: SAR measurement data / SAR test data plot of other test conditions / Step 4: W56 band (Body) (cont'd)

Plot 4-15: (Body) Antenna Main; Long side-main & touch, 11a 6Mbps, 5600 MHz

EUT: SKR3000; Type: P-61; Serial: A8CE-S002

Mode: 11a(6Mbps,BPSK/OFDM)(UID 0, Frame Length in ms: 0; PAR: 0; PMF: 1); Frequency: 5600 MHz Crest Factor: 1.0

Medium: MSL5800(1607); Medium parameters used: $f = 5600$ MHz; $\sigma = 5.904$ S/m; $\epsilon_r = 46.98$; $\rho = 1000$ kg/m³

Measurement Standard: DASY5 (IEEE/IEC/ANSI C63.19-2007)

DASY Configuration: -Probe: EX3DV4 - SN3907; ConvF(3.65, 3.65, 3.65); Calibrated: 2016/05/12; -Electronics: DAE4 Sn626; Calibrated: 2015/09/15
-Sensor-Surface: 1.4mm (Mechanical Surface Detection (Locations From Previous Scan Used)), Sensor-Surface: 1.4mm (Mechanical Surface Detection), z = 1.0, 25.0
-Phantom: ELI v4.0; Type: QDOVA001BA; Serial: 1059; Phantom section: Flat Section -DASY52 52.8.8(1222); SEMCAD X 14.6.10(7331)

body-touch,w56,ant-main(chain0)/5g11&w56b11,ant0,mode2;side&d0,11a(6m,p12),b5600/

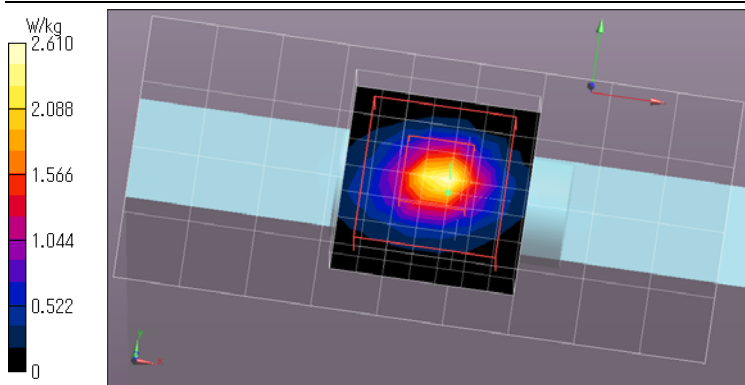
Area Scan:90x40,stp10 (10x5x1): Measurement grid: dx=10mm, dy=10mm; Maximum value of SAR (measured) = 1.79 W/kg

Area Scan:90x40,stp10 (91x41x1): Interpolated grid: dx=1.000 mm, dy=1.000 mm; Maximum value of SAR (interpolated) = 1.94 W/kg

Zoom:28x28x24,xy4-z1.4(ratio) (8x8x7)/Cube 0: Measurement grid: dx=4mm, dy=4mm, dz=1.4mm;

Reference Value = 22.71 V/m; Power Drift = 0.06 dB; Maximum value of SAR (measured) = 2.61 W/kg; Peak SAR (extrapolated) = 4.66 W/kg

SAR(1 g) = 0.792 W/kg; SAR(10 g) = 0.156 W/kg



Remarks: * Date tested: 2016/07/27; Tested by: Hiroshi Naka; Tested place: No.7 shielded room,
* liquid depth: 152 mm; Position: distance of EUT to phantom: 0 mm (2 mm to liquid); ambient: 24~25 deg.C. / 50 ± 10 %RH,
* liquid temperature: 23.6(start)/23.5(end)/23.7(in check) deg.C.; * White cubic: zoom scan area, Red cubic: big=SAR(10g)/small=SAR(1g)

Plot 4-16: (Body) Antenna Main; Long side-main & touch, 11a 6Mbps, 5500 MHz

EUT: SKR3000; Type: P-61; Serial: A8CE-S002

Mode: 11a(6Mbps,BPSK/OFDM)(UID 0, Frame Length in ms: 0; PAR: 0; PMF: 1); Frequency: 5500 MHz Crest Factor: 1.0

Medium: MSL5800(1607); Medium parameters used: $f = 5500$ MHz; $\sigma = 5.767$ S/m; $\epsilon_r = 47.06$; $\rho = 1000$ kg/m³

Measurement Standard: DASY5 (IEEE/IEC/ANSI C63.19-2007)

DASY Configuration: -Probe: EX3DV4 - SN3907; ConvF(3.65, 3.65, 3.65); Calibrated: 2016/05/12; -Electronics: DAE4 Sn626; Calibrated: 2015/09/15
-Sensor-Surface: 1.4mm (Mechanical Surface Detection (Locations From Previous Scan Used)), Sensor-Surface: 1.4mm (Mechanical Surface Detection), z = 1.0, 25.0
-Phantom: ELI v4.0; Type: QDOVA001BA; Serial: 1059; Phantom section: Flat Section -DASY52 52.8.8(1222); SEMCAD X 14.6.10(7331)

body-touch,w56,ant-main(chain0)/5g10&w56b10,ant0,CH/mode2;side&d0,11a(6m,p12),b5500/


Area Scan:90x40,stp10 (10x5x1): Measurement grid: dx=10mm, dy=10mm; Maximum value of SAR (measured) = 1.34 W/kg

Area Scan:90x40,stp10 (91x41x1): Interpolated grid: dx=1.000 mm, dy=1.000 mm; Maximum value of SAR (interpolated) = 1.49 W/kg

Zoom:28x28x24,xy4-z1.4(ratio) (8x8x7)/Cube 0: Measurement grid: dx=4mm, dy=4mm, dz=1.4mm;

Reference Value = 21.33 V/m; Power Drift = 0.02 dB; Maximum value of SAR (measured) = 1.94 W/kg; Peak SAR (extrapolated) = 5.39 W/kg

SAR(1 g) = 0.610 W/kg; SAR(10 g) = 0.119 W/kg



Remarks: * Date tested: 2016/07/27; Tested by: Hiroshi Naka; Tested place: No.7 shielded room,
* liquid depth: 152 mm; Position: distance of EUT to phantom: 0 mm (2 mm to liquid); ambient: 24~25 deg.C. / 50 ± 10 %RH,
* liquid temperature: 23.6(start)/23.6(end)/23.7(in check) deg.C.; * White cubic: zoom scan area, Red cubic: big=SAR(10g)/small=SAR(1g)

UL Japan, Inc.

Shonan EMC Lab.

1-22-3 Megumigaoka, Hiratsuka-shi, Kanagawa-ken, 259-1220 JAPAN
Telephone: +81 463 50 6400 / Facsimile: +81 463 50 6401

Appendix 2-2: SAR measurement data / SAR test data plot of other test conditions / Step 4: W56 band (Body) (cont'd)

Plot 4-17: (Body) Antenna Main; Long side-main & touch, 11a 6Mbps, 5700 MHz

EUT: SKR3000; Type: P-61; Serial: A8CE-S002

Mode: 11a(6Mbps,BPSK/OFDM)(UID 0, Frame Length in ms: 0; PAR: 0; PMF: 1); Frequency: 5700 MHz; Crest Factor: 1.0

Medium: MSL5800(1607); Medium parameters used: $f = 5700$ MHz; $\sigma = 6.035$ S/m; $\epsilon_r = 46.86$; $\rho = 1000$ kg/m³

Measurement Standard: DASY5 (IEEE/IEC/ANSI C63.19-2007)

DASY Configuration: -Probe: EX3DV4 - SN3907; ConvF(3.65, 3.65, 3.65); Calibrated: 2016/05/12; -Electronics: DAE4 Sn626; Calibrated: 2015/09/15
 -Sensor-Surface: 1.4mm (Mechanical Surface Detection (Locations From Previous Scan Used)), Sensor-Surface: 1.4mm (Mechanical Surface Detection), z = 1.0, 25.0
 -Phantom: ELI v4.0; Type: QDOVA001BA; Serial: 1059; Phantom section: Flat Section -DASY52 52.8.8(1222); SEMCAD X 14.6.10(7331)

body-touch,w56,ant-main(chain0)/5g9&w56b9,ant0,CH/mode2;side&d0,11a(6m,p12),b5700/

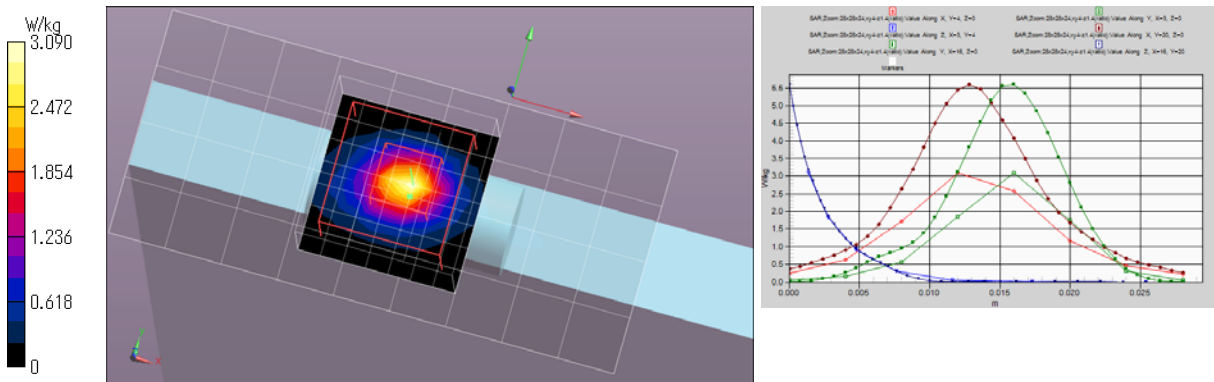
Area Scan:90x40,stp10 (10x5x1): Measurement grid: dx=10mm, dy=10mm; Maximum value of SAR (measured) = 2.19 W/kg

Area Scan:90x40,stp10 (91x41x1): Interpolated grid: dx=1.000 mm, dy=1.000 mm; Maximum value of SAR (interpolated) = 2.35 W/kg

Zoom:28x28x24,xy4-z1.4(ratio) (8x8x7)/Cube 0: Measurement grid: dx=4mm, dy=4mm, dz=1.4mm;

Reference Value = 24.68 V/m; Power Drift = 0.07 dB; Maximum value of SAR (measured) = 3.09 W/kg; Peak SAR (extrapolated) = 5.61 W/kg

SAR(1 g) = 0.935 W/kg; SAR(10 g) = 0.182 W/kg



Remarks: * Date tested: 2016/07/27; Tested by: Hiroshi Naka; Tested place: No.7 shielded room,
 * liquid depth: 152 mm; Position: distance of EUT to phantom: 0 mm (2 mm to liquid); ambient: 24~25 deg.C. / 50 ± 10 %RH,
 * liquid temperature: 23.6(start)/23.6(end)/23.7(in check) deg.C.; * White cubic: zoom scan area, Red cubic: big=SAR(10g)/small=SAR(1g)

Plot 4-18: (Body) Antenna Main; Long side-main & touch, 11a 6Mbps, 5580 MHz

EUT: SKR3000; Type: P-61; Serial: A8CE-S002

Mode: 11a(6Mbps,BPSK/OFDM)(UID 0, Frame Length in ms: 0; PAR: 0; PMF: 1); Frequency: 5580 MHz; Crest Factor: 1.0

Medium: MSL5800(1607); Medium parameters used: $f = 5580$ MHz; $\sigma = 5.857$ S/m; $\epsilon_r = 46.99$; $\rho = 1000$ kg/m³

Measurement Standard: DASY5 (IEEE/IEC/ANSI C63.19-2007)

DASY Configuration: -Probe: EX3DV4 - SN3907; ConvF(3.65, 3.65, 3.65); Calibrated: 2016/05/12; -Electronics: DAE4 Sn626; Calibrated: 2015/09/15
 -Sensor-Surface: 1.4mm (Mechanical Surface Detection (Locations From Previous Scan Used)), Sensor-Surface: 1.4mm (Mechanical Surface Detection), z = 1.0, 25.0
 -Phantom: ELI v4.0; Type: QDOVA001BA; Serial: 1059; Phantom section: Flat Section -DASY52 52.8.8(1222); SEMCAD X 14.6.10(7331)

body-touch,w56,ant-main(chain0)/5g8&w56b8,ant0,mode2;side&d0,11a(6m,p12),b5580/


Area Scan:90x40,stp10 (10x5x1): Measurement grid: dx=10mm, dy=10mm; Maximum value of SAR (measured) = 1.50 W/kg

Area Scan:90x40,stp10 (91x41x1): Interpolated grid: dx=1.000 mm, dy=1.000 mm; Maximum value of SAR (interpolated) = 1.69 W/kg

Zoom:28x28x24,xy4-z1.4(ratio) (8x8x7)/Cube 0: Measurement grid: dx=4mm, dy=4mm, dz=1.4mm;

Reference Value = 22.58 V/m; Power Drift = -0.02 dB; Maximum value of SAR (measured) = 2.19 W/kg; Peak SAR (extrapolated) = 3.86 W/kg

SAR(1 g) = 0.667 W/kg; SAR(10 g) = 0.131 W/kg



Remarks: * Date tested: 2016/07/27; Tested by: Hiroshi Naka; Tested place: No.7 shielded room,
 * liquid depth: 152 mm; Position: distance of EUT to phantom: 0 mm (2 mm to liquid); ambient: 24~25 deg.C. / 50 ± 10 %RH,
 * liquid temperature: 23.6(start)/23.6(end)/23.7(in check) deg.C.; * White cubic: zoom scan area, Red cubic: big=SAR(10g)/small=SAR(1g)

UL Japan, Inc.

Shonan EMC Lab.

1-22-3 Megumigaoka, Hiratsuka-shi, Kanagawa-ken, 259-1220 JAPAN
 Telephone: +81 463 50 6400 / Facsimile: +81 463 50 6401

Appendix 2-2: SAR measurement data / SAR test data plot of other test conditions / Step 4: W56 band (Body) (cont'd)

Plot 4-19: (Body) Antenna Sub; Short side-sub & touch, 11a 6Mbps, 5500 MHz

EUT: SKR3000; Type: P-61; Serial: A8CE-S002

Mode: 11a(6Mbps,BPSK/OFDM)(UID 0, Frame Length in ms: 0; PAR: 0; PMF: 1); Frequency: 5500 MHz; Crest Factor: 1.0

Medium: MSL5800(1607); Medium parameters used: $f = 5500$ MHz; $\sigma = 5.767$ S/m; $\epsilon_r = 47.06$; $\rho = 1000$ kg/m³

Measurement Standard: DASYS5 (IEEE/IEC/ANSI C63.19-2007)

DASY Configuration: -Probe: EX3DV4 - SN3907; ConvF(3.65, 3.65, 3.65); Calibrated: 2016/05/12; -Electronics: DAE4 Sn626; Calibrated: 2015/09/15
-Sensor-Surface: 1.4mm (Mechanical Surface Detection (Locations From Previous Scan Used)), Sensor-Surface: 1.4mm (Mechanical Surface Detection), z = 1.0, 25.0
-Phantom: ELI v4.0; Type: QDOVA001BA; Serial: 1059; Phantom section: Flat Section -DASY52 52.8.8(1222); SEMCAD X 14.6.10(7331)

body-touch,w56,ant-sub(chain1)5g22w56b22,ant1,mode2;side&d0,a(6m,p12),b5500/

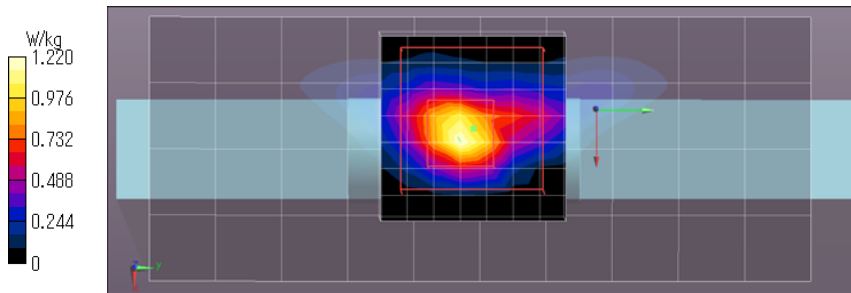
Area Scan:40x100,stp10 (5x11x1): Measurement grid: dx=10mm, dy=10mm; Maximum value of SAR (measured) = 1.04 W/kg

Area Scan:40x100,stp10 (41x101x1): Interpolated grid: dx=1.000 mm, dy=1.000 mm; Maximum value of SAR (interpolated) = 1.47 W/kg

Zoom:28x28x24,xy4-z1.4(ratio) (8x8x7)/Cube 0: Measurement grid: dx=4mm, dy=4mm, dz=1.4mm;

Reference Value = 16.44 V/m; Power Drift = -0.06 dB; Maximum value of SAR (measured) = 1.22 W/kg; Peak SAR (extrapolated) = 1.92 W/kg

SAR(1 g) = 0.413 W/kg; SAR(10 g) = 0.091 W/kg



Remarks: * Date tested: 2016/07/28; Tested by: Hiroshi Naka; Tested place: No.7 shielded room,
* liquid depth: 152 mm; Position: distance of EUT to phantom: 0 mm (2 mm to liquid); ambient: 24~25 deg.C. / 50 ± 10 %RH,
* liquid temperature: 23.6(start)/23.6(end)/23.7(in check) deg.C.; * White cubic: zoom scan area, Red cubic: big=SAR(10g) /small=SAR(1g)

Plot 4-20: (Body) Antenna Sub; Short side-sub & touch, 11a 6Mbps, 5580 MHz

EUT: SKR3000; Type: P-61; Serial: A8CE-S002

Mode: 11a(6Mbps,BPSK/OFDM)(UID 0, Frame Length in ms: 0; PAR: 0; PMF: 1); Frequency: 5580 MHz; Crest Factor: 1.0

Medium: MSL5800(1607); Medium parameters used: $f = 5580$ MHz; $\sigma = 5.857$ S/m; $\epsilon_r = 46.99$; $\rho = 1000$ kg/m³

Measurement Standard: DASYS5 (IEEE/IEC/ANSI C63.19-2007)

DASY Configuration: -Probe: EX3DV4 - SN3907; ConvF(3.65, 3.65, 3.65); Calibrated: 2016/05/12; -Electronics: DAE4 Sn626; Calibrated: 2015/09/15
-Sensor-Surface: 1.4mm (Mechanical Surface Detection (Locations From Previous Scan Used)), Sensor-Surface: 1.4mm (Mechanical Surface Detection), z = 1.0, 25.0
-Phantom: ELI v4.0; Type: QDOVA001BA; Serial: 1059; Phantom section: Flat Section -DASY52 52.8.8(1222); SEMCAD X 14.6.10(7331)

body-touch,w56,ant-sub(chain1)5g23w56b23,ant1,CH/mode2;side&d0,a(6m,p12),b5580/

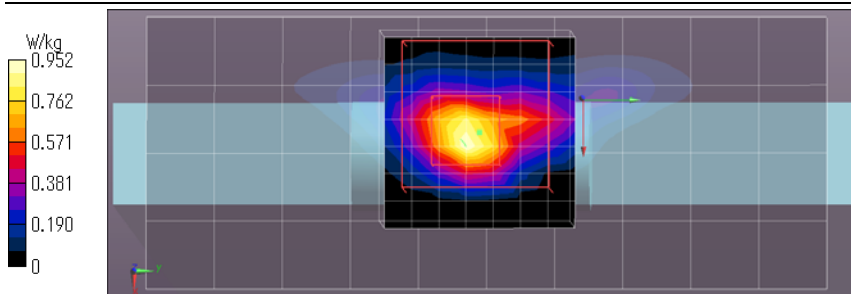
Area Scan:40x100,stp10 (5x11x1): Measurement grid: dx=10mm, dy=10mm; Maximum value of SAR (measured) = 0.845 W/kg

Area Scan:40x100,stp10 (41x101x1): Interpolated grid: dx=1.000 mm, dy=1.000 mm; Maximum value of SAR (interpolated) = 1.22 W/kg

Zoom:28x28x24,xy4-z1.4(ratio) (8x8x7)/Cube 0: Measurement grid: dx=4mm, dy=4mm, dz=1.4mm;

Reference Value = 14.72 V/m; Power Drift = -0.05 dB; Maximum value of SAR (measured) = 0.952 W/kg; Peak SAR (extrapolated) = 1.52 W/kg

SAR(1 g) = 0.324 W/kg; SAR(10 g) = 0.069 W/kg



Remarks: * Date tested: 2016/07/28; Tested by: Hiroshi Naka; Tested place: No.7 shielded room,
* liquid depth: 152 mm; Position: distance of EUT to phantom: 0 mm (2 mm to liquid); ambient: 24~25 deg.C. / 50 ± 10 %RH,
* liquid temperature: 23.6(start)/23.5(end)/23.7(in check) deg.C.; * White cubic: zoom scan area, Red cubic: big=SAR(10g) /small=SAR(1g)

Appendix 2-2: SAR measurement data / SAR test data plot of other test conditions / Step 4: W56 band (Body) (cont'd)

Plot 4-21: (Body) Antenna Main; Long side-main & touch, 11n(20HT) (MCS0), 5600 MHz

EUT: SKR3000; Type: P-61; Serial: A8CE-S002

Mode: n20(MCS0,BPSK/OFDM)(UID 0, Frame Length in ms: 0; PAR: 0; PMF: 1); Frequency: 5600 MHz; Crest Factor: 1.0

Medium: MSL5800(1607); Medium parameters used: $f = 5600$ MHz; $\sigma = 5.904$ S/m; $\epsilon_r = 46.98$; $\rho = 1000$ kg/m³

Measurement Standard: DASYS5 (IEEE/IEC/ANSI C63.19-2007)

DASY Configuration: -Probe: EX3DV4 - SN3907; ConvF(3.65, 3.65, 3.65); Calibrated: 2016/05/12; -Electronics: DAE4 Sn626; Calibrated: 2015/09/15
-Sensor-Surface: 1.4mm (Mechanical Surface Detection (Locations From Previous Scan Used)), Sensor-Surface: 1.4mm (Mechanical Surface Detection), z = 1.0, 25.0
-Phantom: ELI v4.0; Type: QDOVA001BA; Serial: 1059; Phantom section: Flat Section -DASY52 52.8.8(1222); SEMCAD X 14.6.10(7331)

body-touch,w56,ant-main(chain0)/5g14&w56b14,ant0,mode3;side&d0,n20(m0,p12),b5600/


Area Scan:90x40,stp10 (10x5x1): Measurement grid: dx=10mm, dy=10mm; Maximum value of SAR (measured) = 1.70 W/kg

Area Scan:90x40,stp10 (91x41x1): Interpolated grid: dx=1.000 mm, dy=1.000 mm; Maximum value of SAR (interpolated) = 1.85 W/kg

Zoom:28x28x24,xy4-z1.4(ratio) (8x8x7)/Cube 0: Measurement grid: dx=4mm, dy=4mm, dz=1.4mm;

Reference Value = 23.41 V/m; Power Drift = 0.04 dB; Maximum value of SAR (measured) = 2.48 W/kg; Peak SAR (extrapolated) = 4.49 W/kg

SAR(1 g) = 0.771 W/kg; SAR(10 g) = 0.150 W/kg



Remarks: * Date tested: 2016/07/27; Tested by: Hiroshi Naka; Tested place: No.7 shielded room,
* liquid depth: 152 mm; Position: distance of EUT to phantom: 0 mm (2 mm to liquid); ambient: 24~25 deg.C. / 50 ± 10 %RH,
* liquid temperature: 23.4(start)/23.5(end)/23.7(in check) deg.C.; * White cubic: zoom scan area, Red cubic: big=SAR(10g)/small=SAR(1g)

Plot 4-22: (Body) Antenna Main; Long side-main & touch, 11n(20HT) (MCS0), 5500 MHz

EUT: SKR3000; Type: P-61; Serial: A8CE-S002

Mode: n20(MCS0,BPSK/OFDM)(UID 0, Frame Length in ms: 0; PAR: 0; PMF: 1); Frequency: 5500 MHz; Crest Factor: 1.0

Medium: MSL5800(1607); Medium parameters used: $f = 5500$ MHz; $\sigma = 5.767$ S/m; $\epsilon_r = 47.06$; $\rho = 1000$ kg/m³

Measurement Standard: DASYS5 (IEEE/IEC/ANSI C63.19-2007)

DASY Configuration: -Probe: EX3DV4 - SN3907; ConvF(3.65, 3.65, 3.65); Calibrated: 2016/05/12; -Electronics: DAE4 Sn626; Calibrated: 2015/09/15
-Sensor-Surface: 1.4mm (Mechanical Surface Detection (Locations From Previous Scan Used)), Sensor-Surface: 1.4mm (Mechanical Surface Detection), z = 1.0, 25.0
-Phantom: ELI v4.0; Type: QDOVA001BA; Serial: 1059; Phantom section: Flat Section -DASY52 52.8.8(1222); SEMCAD X 14.6.10(7331)

body-touch,w56,ant-main(chain0)/5g16&w56b16,ant0,CH/mode3;side&d0,n20(m0,p12),b5500/

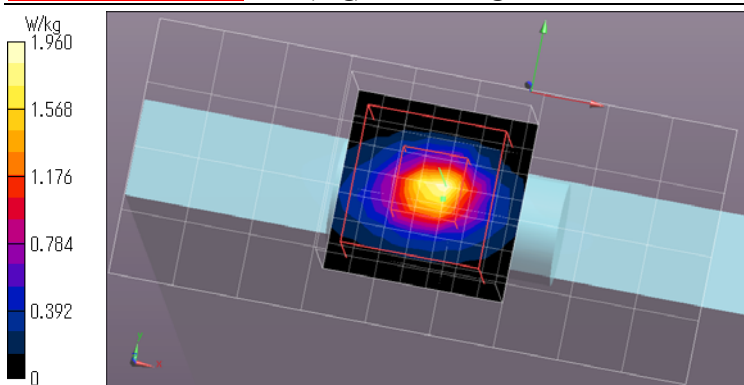
Area Scan:90x40,stp10 (10x5x1): Measurement grid: dx=10mm, dy=10mm; Maximum value of SAR (measured) = 1.34 W/kg

Area Scan:90x40,stp10 (91x41x1): Interpolated grid: dx=1.000 mm, dy=1.000 mm; Maximum value of SAR (interpolated) = 1.46 W/kg

Zoom:28x28x24,xy4-z1.4(ratio) (8x8x7)/Cube 0: Measurement grid: dx=4mm, dy=4mm, dz=1.4mm;

Reference Value = 21.01 V/m; Power Drift = 0.06 dB; Maximum value of SAR (measured) = 1.96 W/kg; Peak SAR (extrapolated) = 3.95 W/kg

SAR(1 g) = 0.634 W/kg; SAR(10 g) = 0.121 W/kg



Remarks: * Date tested: 2016/07/27; Tested by: Hiroshi Naka; Tested place: No.7 shielded room,
* liquid depth: 152 mm; Position: distance of EUT to phantom: 0 mm (2 mm to liquid); ambient: 24~25 deg.C. / 50 ± 10 %RH,
* liquid temperature: 23.5(start)/23.5(end)/23.7(in check) deg.C.; * White cubic: zoom scan area, Red cubic: big=SAR(10g)/small=SAR(1g)

UL Japan, Inc.

Shonan EMC Lab.

1-22-3 Megumigaoka, Hiratsuka-shi, Kanagawa-ken, 259-1220 JAPAN
Telephone: +81 463 50 6400 / Facsimile: +81 463 50 6401

Appendix 2-2: SAR measurement data / SAR test data plot of other test conditions / Step 4: W56 band (Body) (cont'd)

Plot 4-21: (Body) Antenna Main; Long side-main & touch, 11n(20HT) (MCS0), 5580 MHz

EUT: SKR3000; Type: P-61; Serial: A8CE-S002

Mode: n20(MCS0,BPSK/OFDM)(UID 0, Frame Length in ms: 0; PAR: 0; PMF: 1); Frequency: 5580 MHz; Crest Factor: 1.0

Medium: MSL5800(1607); Medium parameters used: $f = 5580$ MHz; $\sigma = 5.857$ S/m; $\epsilon_r = 46.99$; $\rho = 1000$ kg/m³

Measurement Standard: DASYS5 (IEEE/IEC/ANSI C63.19-2007)

DASY Configuration: -Probe: EX3DV4 - SN3907; ConvF(3.65, 3.65, 3.65); Calibrated: 2016/05/12; -Electronics: DAE4 Sn626; Calibrated: 2015/09/15
-Sensor-Surface: 1.4mm (Mechanical Surface Detection (Locations From Previous Scan Used)), Sensor-Surface: 1.4mm (Mechanical Surface Detection), z = 1.0, 25.0
-Phantom: ELI v4.0; Type: QDOVA001BA; Serial: 1059; Phantom section: Flat Section -DASY52 52.8.8(1222); SEMCAD X 14.6.10(7331)

body-touch,w56,ant-main(chain0)/5g15&w56b15,ant0,mode3;side&d0,n20(m0,p12),b5580/

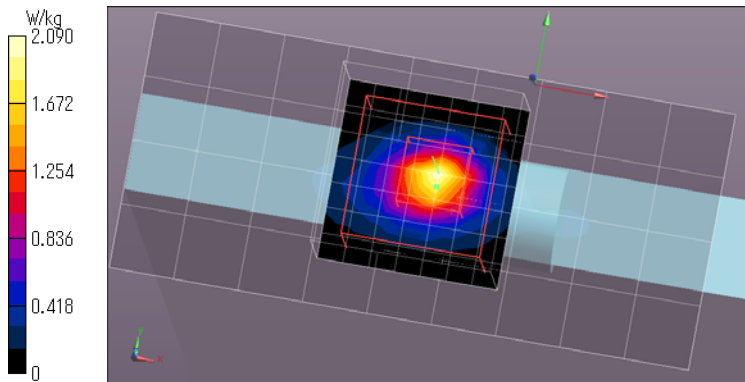
Area Scan:90x40,stp10 (10x5x1): Measurement grid: dx=10mm, dy=10mm; Maximum value of SAR (measured) = 1.43 W/kg

Area Scan:90x40,stp10 (91x41x1): Interpolated grid: dx=1.000 mm, dy=1.000 mm; Maximum value of SAR (interpolated) = 1.60 W/kg

Zoom:28x28x24,xy4-z1.4(ratio) (8x8x7)/Cube 0: Measurement grid: dx=4mm, dy=4mm, dz=1.4mm;

Reference Value = 21.97 V/m; Power Drift = -0.02 dB; Maximum value of SAR (measured) = 2.09 W/kg; Peak SAR (extrapolated) = 5.30 W/kg

SAR(1 g) = 0.663 W/kg; SAR(10 g) = 0.125 W/kg



Remarks: * Date tested: 2016/07/27; Tested by: Hiroshi Naka; Tested place: No.7 shielded room,
* liquid depth: 152 mm; Position: distance of EUT to phantom: 0 mm (2 mm to liquid); ambient: 24~25 deg.C. / 50 ± 10 %RH,
* liquid temperature: 23.5(start)/23.5(end)/23.7(in check) deg.C.; * White cubic: zoom scan area, Red cubic: big=SAR(10g)/small=SAR(1g)

Appendix 2-2: SAR measurement data / SAR test data plot of other test conditions (cont'd)

Step 5: W58 band (Body)

Plot 5-3: (Body) Antenna Main; Front (Patient)-main & touch, 11n(40HT) (MCS0), 5755 MHz

EUT: SKR3000; Type: P-61; Serial: A8CE-S002

Mode: n40(MCS0,BPSK/OFDM)(UID 0, Frame Length in ms: 0; PAR: 0; PMF: 1); Frequency: 5755 MHz; Crest Factor: 1.0

Medium: MSL5800(1607); Medium parameters used: $f = 5755$ MHz; $\sigma = 6.133$ S/m; $\epsilon_r = 46.54$; $\rho = 1000$ kg/m³

Measurement Standard: DASYS5 (IEEE/IEC/ANSI C63.19-2007)

DASY Configuration: -Probe: EX3DV4 - SN3907; ConvF(3.96, 3.96, 3.96); Calibrated: 2016/05/12; -DASY52 52.8.8(1222); SEMCAD X 14.6.10(7331)
-Sensor-Surface: 1.4mm (Mechanical Surface Detection), z = 1.0, 25.0 -Electronics: DAE4 Sn626; Calibrated: 2015/09/15
-Phantom: ELI v4.0; Type: QDOVA001BA; Serial: 1059; Phantom section: Flat Section

body-touch,w58,ant-main(chain0)/5g35w58b11.ant0,front(patient)&d0,n40(m0,p12),b5755/

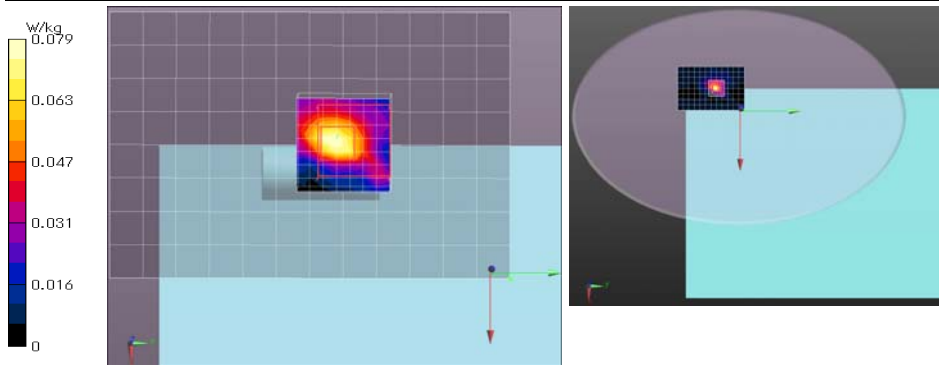
Area Scan:80x120,stp10 (9x13x1): Measurement grid: dx=10mm, dy=10mm; Maximum value of SAR (measured) = 0.0848 W/kg

Area Scan:80x120,stp10 (81x121x1): Interpolated grid: dx=1.000 mm, dy=1.000 mm; Maximum value of SAR (interpolated) = 0.00691 W/kg

Zoom:28x28x24,xy4-z1.4(ratio) (8x8x7)/Cube 0: Measurement grid: dx=4mm, dy=4mm, dz=1.4mm;

Reference Value = 4.163 V/m; Power Drift = -0.20 dB; Maximum value of SAR (measured) = 0.0785 W/kg; Peak SAR (extrapolated) = 0.414 W/kg

SAR(1 g) = 0.013 W/kg; SAR(10 g) = 0.00142 W/kg



Remarks: * Date tested: 2016/07/28; Tested by: Hiroshi Naka; Tested place: No. 7 shielded room,
* liquid depth: 152 mm; Position: distance of EUT to phantom: 0 mm (2 mm to liquid); ambient: 24~25 deg.C. / 50 ± 10 %RH,
* liquid temperature: 23.5(start)/23.5(end)/23.7(in check) deg.C.; * White cubic: zoom scan area, Red cubic: big=SAR(10g)/small=SAR(1g)

Plot 5-4: (Body) Antenna Sub; Front (Patient)-sub & touch, 11n(40HT) (MCS0), 5755 MHz

EUT: SKR3000; Type: P-61; Serial: A8CE-S002

Mode: n40(MCS0,BPSK/OFDM)(UID 0, Frame Length in ms: 0; PAR: 0; PMF: 1); Frequency: 5755 MHz; Crest Factor: 1.0

Medium: MSL5800(1607); Medium parameters used: $f = 5755$ MHz; $\sigma = 6.133$ S/m; $\epsilon_r = 46.54$; $\rho = 1000$ kg/m³

Measurement Standard: DASYS5 (IEEE/IEC/ANSI C63.19-2007)

DASY Configuration: -Probe: EX3DV4 - SN3907; ConvF(3.96, 3.96, 3.96); Calibrated: 2016/05/12; -DASY52 52.8.8(1222); SEMCAD X 14.6.10(7331)
-Sensor-Surface: 1.4mm (Mechanical Surface Detection), z = 1.0, 25.0 -Electronics: DAE4 Sn626; Calibrated: 2015/09/15
-Phantom: ELI v4.0; Type: QDOVA001BA; Serial: 1059; Phantom section: Flat Section

body-touch,frt&back/5g36w56b12.ant1,front(patient)&d0,n40(m0,p12),b5755/

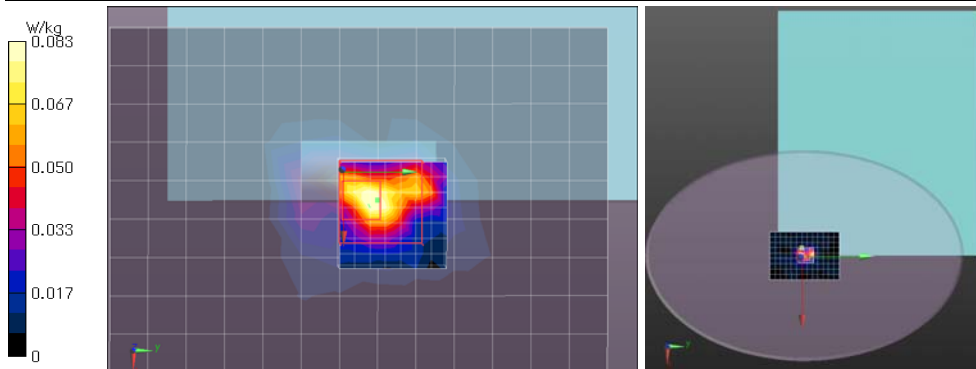
Area Scan:90x130,stp10 (10x14x1): Measurement grid: dx=10mm, dy=10mm; Maximum value of SAR (measured) = 0.0646 W/kg

Area Scan:90x130,stp10 (91x131x1): Interpolated grid: dx=1.000 mm, dy=1.000 mm; Maximum value of SAR (interpolated) = 0.129 W/kg

Zoom:28x28x24,xy4-z1.4(ratio) (8x8x7)/Cube 0: Measurement grid: dx=4mm, dy=4mm, dz=1.4mm;

Reference Value = 3.834 V/m; Power Drift = -0.08 dB; Maximum value of SAR (measured) = 0.0833 W/kg; Peak SAR (extrapolated) = 0.297 W/kg

SAR(1 g) = 0.00558 W/kg; SAR(10 g) = 0.000743 W/kg



Remarks: * Date tested: 2016/07/28; Tested by: Hiroshi Naka; Tested place: No. 7 shielded room,
* liquid depth: 152 mm; Position: distance of EUT to phantom: 0 mm (2 mm to liquid); ambient: 24~25 deg.C. / 50 ± 10 %RH,
* liquid temperature: 23.5(start)/23.5(end)/23.7(in check) deg.C.; * White cubic: zoom scan area, Red cubic: big=SAR(10g)/small=SAR(1g)

Appendix 2-2: SAR measurement data / SAR test data plot of other test conditions / Step 5: W58 band (Body) (cont'd)

Plot 5-5: (Body) Antenna Main; Back-main & touch, 11n(40HT) (MCS0), 5755 MHz

EUT: SKR3000; Type: P-61; Serial: A8CE-S002

Mode: n40(MCS0,BPSK/OFDM)(UID 0, Frame Length in ms: 0; PAR: 0; PMF: 1); Frequency: 5755 MHz; Crest Factor: 1.0

Medium: MSL5800(1607); Medium parameters used: $f = 5755$ MHz; $\sigma = 6.133$ S/m; $\epsilon_r = 46.54$; $\rho = 1000$ kg/m³

Measurement Standard: DASY5 (IEEE/IEC/ANSI C63.19-2007)

DASY Configuration: -Probe: EX3DV4 - SN3907; ConvF(3.96, 3.96, 3.96); Calibrated: 2016/05/12; -DASY52 52.8.8(1222); SEMCAD X 14.6.10(7331)
-Sensor-Surface: 1.4mm (Mechanical Surface Detection), z= 1.0, 25.0 -Electronics: DAE4 Sn626; Calibrated: 2015/09/15
-Phantom: ELI v4.0; Type: QDOVA001BA; Serial: 1059; Phantom section: Flat Section

body-touch,frt&back/5g38w58b14,ant0,back&d0,n40(m0,p12),b5755 2/

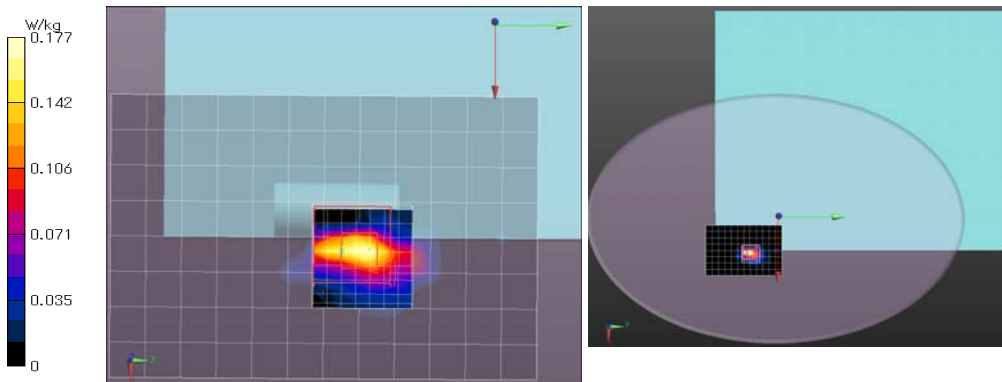
Area Scan:80x120,stp10 (9x13x1): Measurement grid: dx=10mm, dy=10mm; Maximum value of SAR (measured) = 0.105 W/kg

Area Scan:80x120,stp10 (81x121x1): Interpolated grid: dx=1.000 mm, dy=1.000 mm; Maximum value of SAR (interpolated) = 0.261 W/kg

Zoom:28x28x24,xy4-z1.4(ratio) (8x8x7)/Cube 0: Measurement grid: dx=4mm, dy=4mm, dz=1.4mm;

Reference Value = 5.803 V/m; Power Drift = 0.03 dB; Maximum value of SAR (measured) = 0.177 W/kg; Peak SAR (extrapolated) = 0.588 W/kg

SAR(1 g) = 0.047 W/kg; SAR(10 g) = 0.00711 W/kg



Remarks: * Date tested: 2016/07/28; Tested by: Hiroshi Naka; Tested place: No.7 shielded room,
* liquid depth: 152 mm; Position: distance of EUT to phantom: 0 mm (2 mm to liquid); ambient: 24~25 deg.C. / 50 ± 10 %RH,
* liquid temperature: 23.5(start)/23.5(end)/23.7(in check) deg.C.; * White cubic: zoom scan area, Red cubic: big=SAR(10g)/small=SAR(1g)

Plot 5-6: (Body) Antenna Sub; Back-sub & touch, 11n(40HT) (MCS0), 5755 MHz

EUT: SKR3000; Type: P-61; Serial: A8CE-S002

Mode: n40(MCS0,BPSK/OFDM)(UID 0, Frame Length in ms: 0; PAR: 0; PMF: 1); Frequency: 5755 MHz; Crest Factor: 1.0

Medium: MSL5800(1607); Medium parameters used: $f = 5755$ MHz; $\sigma = 6.133$ S/m; $\epsilon_r = 46.54$; $\rho = 1000$ kg/m³

Measurement Standard: DASY5 (IEEE/IEC/ANSI C63.19-2007)

DASY Configuration: -Probe: EX3DV4 - SN3907; ConvF(3.96, 3.96, 3.96); Calibrated: 2016/05/12; -DASY52 52.8.8(1222); SEMCAD X 14.6.10(7331)
-Sensor-Surface: 1.4mm (Mechanical Surface Detection), z= 1.0, 25.0 -Electronics: DAE4 Sn626; Calibrated: 2015/09/15
-Phantom: ELI v4.0; Type: QDOVA001BA; Serial: 1059; Phantom section: Flat Section

body-touch,frt&back/5g37w58b13,ant1,back&d0,n40(m0,p12),b5755/

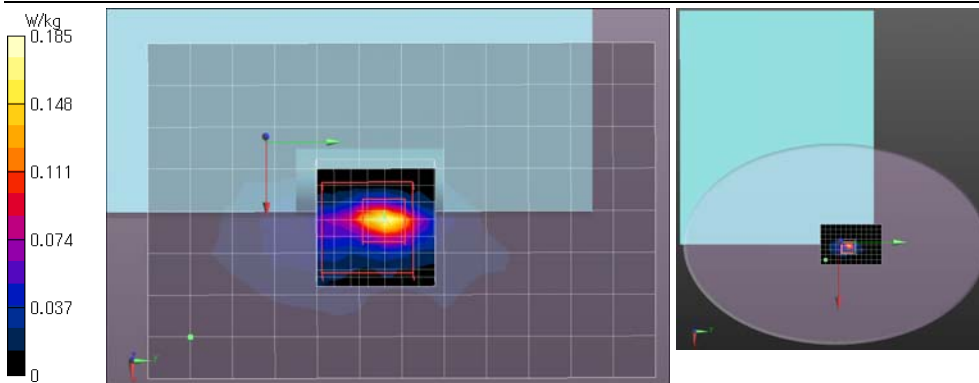
Area Scan:80x120,stp10 (9x13x1): Measurement grid: dx=10mm, dy=10mm; Maximum value of SAR (measured) = 0.109 W/kg

Area Scan:80x120,stp10 (81x121x1): Interpolated grid: dx=1.000 mm, dy=1.000 mm; Maximum value of SAR (interpolated) = 0.00785 W/kg

Zoom:28x28x24,xy4-z1.4(ratio) (8x8x7)/Cube 0: Measurement grid: dx=4mm, dy=4mm, dz=1.4mm;

Reference Value = 4.666 V/m; Power Drift = -0.03 dB; Maximum value of SAR (measured) = 0.185 W/kg; Peak SAR (extrapolated) = 0.798 W/kg

SAR(1 g) = 0.024 W/kg; SAR(10 g) = 0.00332 W/kg



Remarks: * Date tested: 2016/07/28; Tested by: Hiroshi Naka; Tested place: No.7 shielded room,
* liquid depth: 152 mm; Position: distance of EUT to phantom: 0 mm (2 mm to liquid); ambient: 24~25 deg.C. / 50 ± 10 %RH,
* liquid temperature: 23.5(start)/23.5(end)/23.7(in check) deg.C.; * White cubic: zoom scan area, Red cubic: big=SAR(10g)/small=SAR(1g)

Appendix 2-2: SAR measurement data / SAR test data plot of other test conditions / Step 5: W58 band (Body) (cont'd)

Plot 5-7: (Body) Antenna Main; Long side-main & touch, 11n(40HT) (MCS0), 5795 MHz

EUT: SKR3000; Type: P-61; Serial: A8CE-S002

Mode: n40(MCS0,BPSK/OFDM)(UID 0, Frame Length in ms: 0; PAR: 0; PMF: 1); Frequency: 5795 MHz; Crest Factor: 1.0

Medium: MSL5800(1607); Medium parameters used: $f = 5795$ MHz; $\sigma = 6.172$ S/m; $\epsilon_r = 46.61$; $\rho = 1000$ kg/m³

Measurement Standard: DASY5 (IEEE/IEC/ANSI C63.19-2007)

DASY Configuration: -Probe: EX3DV4 - SN3907; ConvF(3.96, 3.96, 3.96); Calibrated: 2016/05/12; -DASY52 52.8.8(1222); SEMCAD X 14.6.10(7331)
-Sensor-Surface: 1.4mm (Mechanical Surface Detection), z= 1.0, 25.0 -Electronics: DAE4 Sn626; Calibrated: 2015/09/15
-Phantom: ELI v4.0; Type: QDOVA001BA; Serial: 1059; Phantom section: Flat Section

body-touch,w58,ant-main(chain0)/5g31&w58b7,ant0,side&d0,n40(m0,p12),b5795/

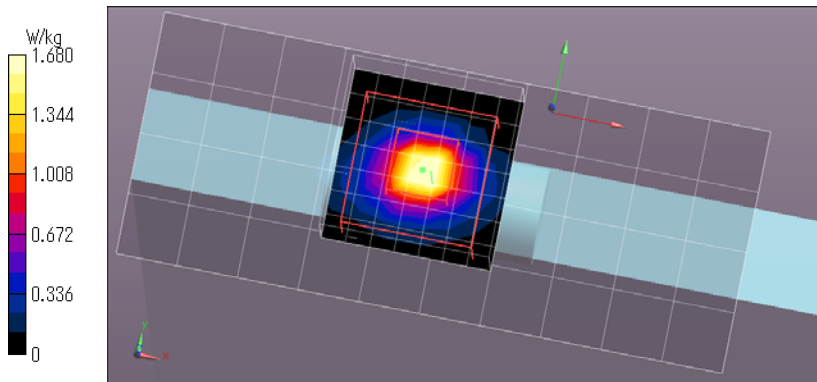
Area Scan:100x40,stp10 (11x5x1): Measurement grid: dx=10mm, dy=10mm; Maximum value of SAR (measured) = 1.10 W/kg

Area Scan:100x40,stp10 (101x41x1): Interpolated grid: dx=1.000 mm, dy=1.000 mm; Maximum value of SAR (interpolated) = 2.72 W/kg

Zoom:28x28x24,xy4-z1.4(ratio) (8x8x7)/Cube 0: Measurement grid: dx=4mm, dy=4mm, dz=1.4mm;

Reference Value = 21.17 V/m; Power Drift = -0.04 dB; Maximum value of SAR (measured) = 1.68 W/kg; Peak SAR (extrapolated) = 3.49 W/kg

SAR(1 g) = 0.595 W/kg; SAR(10 g) = 0.112 W/kg



Remarks: * Date tested: 2016/07/28; Tested by: Hiroshi Naka; Tested place: No.7 shielded room,
* liquid depth: 152 mm; Position: distance of EUT to phantom: 0 mm (2 mm to liquid); ambient: 24~25 deg.C. / 50 ± 10 %RH,
* liquid temperature: 23.6(start)/23.5(end)/23.7(in check) deg.C.; * White cubic: zoom scan area, Red cubic: big=SAR(10g)/small=SAR(1g)

Plot 5-8: (Body) Antenna Sub: Short side-sub & touch, 11n(40HT) (MCS0), 5755 MHz

EUT: SKR3000; Type: P-61; Serial: A8CE-S002

Mode: n40(MCS0,BPSK/OFDM)(UID 0, Frame Length in ms: 0; PAR: 0; PMF: 1); Frequency: 5755 MHz; Crest Factor: 1.0

Medium: MSL5800(1607); Medium parameters used: $f = 5755$ MHz; $\sigma = 6.133$ S/m; $\epsilon_r = 46.54$; $\rho = 1000$ kg/m³

Measurement Standard: DASY5 (IEEE/IEC/ANSI C63.19-2007)

DASY Configuration: -Probe: EX3DV4 - SN3907; ConvF(3.96, 3.96, 3.96); Calibrated: 2016/05/12; -DASY52 52.8.8(1222); SEMCAD X 14.6.10(7331)
-Sensor-Surface: 1.4mm (Mechanical Surface Detection), z= 1.0, 25.0 -Electronics: DAE4 Sn626; Calibrated: 2015/09/15
-Phantom: ELI v4.0; Type: QDOVA001BA; Serial: 1059; Phantom section: Flat Section

body-touch,w58,ant-sub(chain1)/5g25w58b1,ant1,side&d0,n40(m0,p12),b5755/

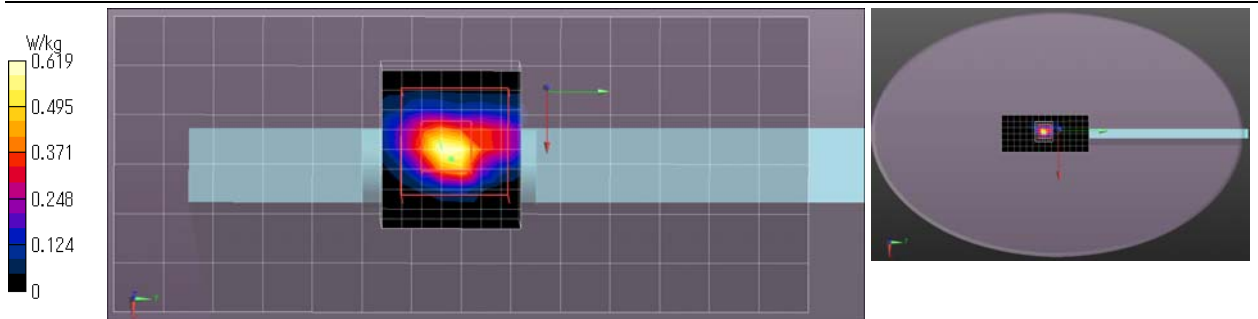
Area Scan:60x140,stp10 (7x15x1): Measurement grid: dx=10mm, dy=10mm; Maximum value of SAR (measured) = 0.527 W/kg

Area Scan:60x140,stp10 (61x141x1): Interpolated grid: dx=1.000 mm, dy=1.000 mm; Maximum value of SAR (interpolated) = 0.613 W/kg

Zoom:28x28x24,xy4-z1.4(ratio) (9x8x7)/Cube 0: Measurement grid: dx=4mm, dy=4mm, dz=1.4mm;

Reference Value = 11.68 V/m; Power Drift = 0.07 dB; Maximum value of SAR (measured) = 0.619 W/kg; Peak SAR (extrapolated) = 0.993 W/kg

SAR(1 g) = 0.203 W/kg; SAR(10 g) = 0.041 W/kg



Remarks: * Date tested: 2016/07/28; Tested by: Hiroshi Naka; Tested place: No.7 shielded room,
* liquid depth: 152 mm; Position: distance of EUT to phantom: 0 mm (2 mm to liquid); ambient: 24~25 deg.C. / 50 ± 10 %RH,
* liquid temperature: 23.5(start)/23.6(end)/23.7(in check) deg.C.; * White cubic: zoom scan area, Red cubic: big=SAR(10g)/small=SAR(1g)

Appendix 2-2: SAR measurement data / SAR test data plot of other test conditions / Step 5: W58 band (Body) (cont'd)

Plot 5-9: (Body) Antenna Sub: Short side-sub & touch, 11n(40HT) (MCS0), 5795 MHz

EUT: SKR3000; Type: P-61; Serial: A8CE-S002

Mode: n40(MCS0,BPSK/OFDM)(UID 0, Frame Length in ms: 0; PAR: 0; PMF: 1); Frequency: 5795 MHz; Crest Factor: 1.0

Medium: MSL5800(1607); Medium parameters used: $f = 5795$ MHz; $\sigma = 6.172$ S/m; $\epsilon_r = 46.61$; $\rho = 1000$ kg/m³

Measurement Standard: DASY5 (IEEE/IEC/ANSI C63.19-2007)

DASY Configuration: -Probe: EX3DV4 - SN3907; ConvF(3.96, 3.96, 3.96); Calibrated: 2016/05/12; -DASY52 52.8.8(1222); SEMCAD X 14.6.10(7331)
-Sensor-Surface: 1.4mm (Mechanical Surface Detection), z= 1.0, 25.0 -Electronics: DAE4 Sn626; Calibrated: 2015/09/15
-Phantom: ELI v4.0; Type: QDOVA001BA; Serial: 1059; Phantom section: Flat Section

body-touch,w58,ant-sub(chain1)/5g26w58b2,ant1,side&d0,n40(m0,p12),b5795/

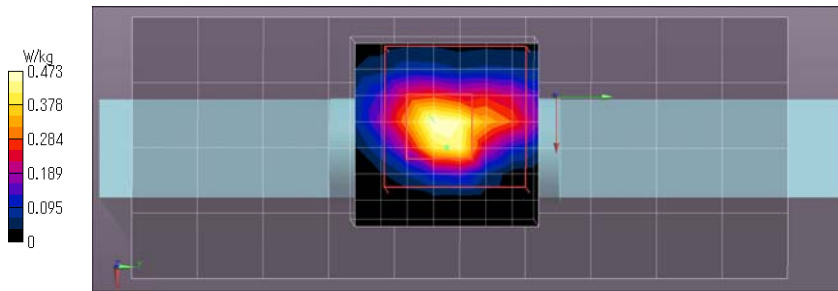
Area Scan:40x100,stp10 (5x11x1): Measurement grid: dx=10mm, dy=10mm; Maximum value of SAR (measured) = 0.419 W/kg

Area Scan:40x100,stp10 (41x101x1): Interpolated grid: dx=1.000 mm, dy=1.000 mm; Maximum value of SAR (interpolated) = 0.490 W/kg

Zoom:28x28x24,xy4-z1.4(ratio) (8x8x7)/Cube 0: Measurement grid: dx=4mm, dy=4mm, dz=1.4mm;

Reference Value = 9.954 V/m; Power Drift = 0.15 dB; Maximum value of SAR (measured) = 0.473 W/kg; Peak SAR (extrapolated) = 0.760 W/kg

SAR(1 g) = 0.148 W/kg; SAR(10 g) = 0.032 W/kg



Remarks: * Date tested: 2016/07/28; Tested by: Hiroshi Naka; Tested place: No.7 shielded room,
* liquid depth: 152 mm; Position: distance of EUT to phantom: 0 mm (2 mm to liquid); ambient: 24~25 deg.C. / 50 ± 10 %RH,
* liquid temperature: 23.6(start)/23.6(end)/23.7(in check) deg.C.; * White cubic: zoom scan area, Red cubic: big=SAR(10g) /small=SAR(1g)

Plot 5-10: (Body) Antenna Main; Long side-main & touch, 11a (6Mbps), 5745 MHz

EUT: SKR3000; Type: P-61; Serial: A8CE-S002

Mode: 11a(6Mbps,BPSK/OFDM)(UID 0, Frame Length in ms: 0; PAR: 0; PMF: 1); Frequency: 5745 MHz; Crest Factor: 1.0

Medium: MSL5800(1607); Medium parameters used: $f = 5745$ MHz; $\sigma = 6.077$ S/m; $\epsilon_r = 46.59$; $\rho = 1000$ kg/m³

Measurement Standard: DASY5 (IEEE/IEC/ANSI C63.19-2007)

DASY Configuration: -Probe: EX3DV4 - SN3907; ConvF(3.96, 3.96, 3.96); Calibrated: 2016/05/12; -Electronics: DAE4 Sn626; Calibrated: 2015/09/15
-Sensor-Surface: 1.4mm (Mechanical Surface Detection (Locations From Previous Scan Used)), Sensor-Surface: 1.4mm (Mechanical Surface Detection), z= 1.0, 25.0
-Phantom: ELI v4.0; Type: QDOVA001BA; Serial: 1059; Phantom section: Flat Section -DASY52 52.8.8(1222); SEMCAD X 14.6.10(7331)

body-touch,w58,ant-main(chain0)/5g32&w58b8,ant0,side&d0,a(6m,p12),b5745/

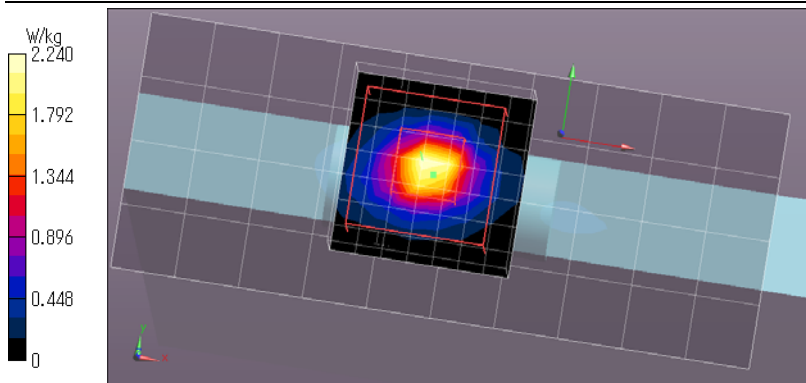
Area Scan:100x40,stp10 (11x5x1): Measurement grid: dx=10mm, dy=10mm; Maximum value of SAR (measured) = 1.39 W/kg

Area Scan:100x40,stp10 (101x41x1): Interpolated grid: dx=1.000 mm, dy=1.000 mm; Maximum value of SAR (interpolated) = 1.64 W/kg

Zoom:28x28x24,xy4-z1.4(ratio) (8x8x7)/Cube 0: Measurement grid: dx=4mm, dy=4mm, dz=1.4mm;

Reference Value = 23.32 V/m; Power Drift = -0.01 dB; Maximum value of SAR (measured) = 2.24 W/kg; Peak SAR (extrapolated) = 4.38 W/kg

SAR(1 g) = 0.730 W/kg; SAR(10 g) = 0.140 W/kg



Remarks: * Date tested: 2016/07/28; Tested by: Hiroshi Naka; Tested place: No.7 shielded room,
* liquid depth: 152 mm; Position: distance of EUT to phantom: 0 mm (2 mm to liquid); ambient: 24~25 deg.C. / 50 ± 10 %RH,
* liquid temperature: 23.5(start)/23.5(end)/23.7(in check) deg.C.; * White cubic: zoom scan area, Red cubic: big=SAR(10g) /small=SAR(1g)

Appendix 2-2: SAR measurement data / SAR test data plot of other test conditions / Step 5: W58 band (Body) (cont'd)

Plot 5-11: (Body) Antenna Main; Long side-main & touch, 11a (6Mbps), 5785 MHz

EUT: SKR3000; Type: P-61; Serial: A8CE-S002

Mode: 11a(6Mbps,BPSK/OFDM)(UID 0, Frame Length in ms: 0; PAR: 0; PMF: 1); Frequency: 5785 MHz; Crest Factor: 1.0

Medium: MSL5800(1607); Medium parameters used: $f = 5785$ MHz; $\sigma = 6.122$ S/m; $\epsilon_r = 46.51$; $\rho = 1000$ kg/m³

Measurement Standard: DASY5 (IEEE/IEC/ANSI C63.19-2007)

DASY Configuration: -Probe: EX3DV4 - SN3907; ConvF(3.96, 3.96, 3.96); Calibrated: 2016/05/12; -Electronics: DAE4 Sn626; Calibrated: 2015/09/15
-Sensor-Surface: 1.4mm (Mechanical Surface Detection (Locations From Previous Scan Used)), Sensor-Surface: 1.4mm (Mechanical Surface Detection), z = 1.0, 25.0
-Phantom: ELI v4.0; Type: QDOVA001BA; Serial: 1059; Phantom section: Flat Section -DASY52 52.8.8(1222); SEMCAD X 14.6.10(7331)

body-touch,w58,ant-main(chain0)/5g33&w58b9,ant0,side&d0,a(6m,p12),b5785/

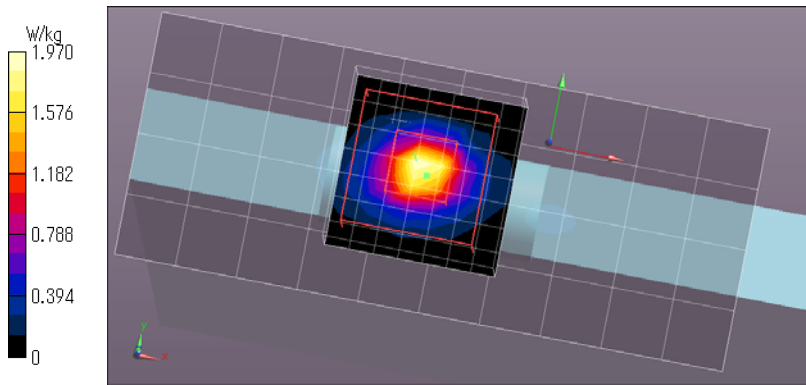
Area Scan:100x40,stp10 (11x5x1): Measurement grid: dx=10mm, dy=10mm; Maximum value of SAR (measured) = 1.22 W/kg

Area Scan:100x40,stp10 (101x41x1): Interpolated grid: dx=1.000 mm, dy=1.000 mm; Maximum value of SAR (interpolated) = 1.43 W/kg

Zoom:28x28x24,xy4-z1.4(ratio) (8x8x7)/Cube 0: Measurement grid: dx=4mm, dy=4mm, dz=1.4mm;

Reference Value = 21.86 V/m; Power Drift = -0.01 dB; Peak SAR (extrapolated) = 6.72 W/kg; Maximum value of SAR (measured) = 1.97 W/kg

SAR(1 g) = 0.640 W/kg; SAR(10 g) = 0.121 W/kg



Remarks: * Date tested: 2016/07/28; Tested by: Hiroshi Naka; Tested place: No.7 shielded room,
* liquid depth: 152 mm; Position: distance of EUT to phantom: 0 mm (2 mm to liquid); ambient: 24~25 deg.C. / 50 ± 10 %RH,
* liquid temperature: 23.5(start)/23.5(end)/23.7(in check) deg.C.; * White cubic: zoom scan area, Red cubic: big=SAR(10g)/small=SAR(1g)

Plot 5-12: (Body) Antenna Main; Long side-main & touch, 11a (6Mbps), 5825 MHz

EUT: SKR3000; Type: P-61; Serial: A8CE-S002

Mode: 11a(6Mbps,BPSK/OFDM)(UID 0, Frame Length in ms: 0; PAR: 0; PMF: 1); Frequency: 5825 MHz; Crest Factor: 1.0

Medium: MSL5800(1607); Medium parameters used: $f = 5825$ MHz; $\sigma = 6.201$ S/m; $\epsilon_r = 46.62$; $\rho = 1000$ kg/m³

Measurement Standard: DASY5 (IEEE/IEC/ANSI C63.19-2007)

DASY Configuration: -Probe: EX3DV4 - SN3907; ConvF(3.96, 3.96, 3.96); Calibrated: 2016/05/12; -Electronics: DAE4 Sn626; Calibrated: 2015/09/15
-Sensor-Surface: 1.4mm (Mechanical Surface Detection (Locations From Previous Scan Used)), Sensor-Surface: 1.4mm (Mechanical Surface Detection), z = 1.0, 25.0
-Phantom: ELI v4.0; Type: QDOVA001BA; Serial: 1059; Phantom section: Flat Section -DASY52 52.8.8(1222); SEMCAD X 14.6.10(7331)

body-touch,w58,ant-main(chain0)/5g34&w58b10,ant0,side&d0,a(6m,p12),b5825/

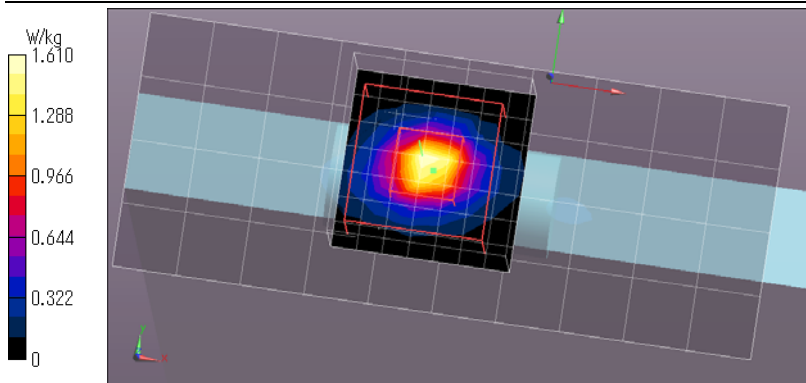
Area Scan:100x40,stp10 (11x5x1): Measurement grid: dx=10mm, dy=10mm; Maximum value of SAR (measured) = 0.999 W/kg

Area Scan:100x40,stp10 (101x41x1): Interpolated grid: dx=1.000 mm, dy=1.000 mm; Maximum value of SAR (interpolated) = 1.24 W/kg

Zoom:28x28x24,xy4-z1.4(ratio) (8x8x7)/Cube 0: Measurement grid: dx=4mm, dy=4mm, dz=1.4mm;

Reference Value = 19.73 V/m; Power Drift = 0.01 dB; Maximum value of SAR (measured) = 1.61 W/kg; Peak SAR (extrapolated) = 3.92 W/kg

SAR(1 g) = 0.525 W/kg; SAR(10 g) = 0.096 W/kg



Remarks: * Date tested: 2016/07/28; Tested by: Hiroshi Naka; Tested place: No.7 shielded room,
* liquid depth: 152 mm; Position: distance of EUT to phantom: 0 mm (2 mm to liquid); ambient: 24~25 deg.C. / 50 ± 10 %RH,
* liquid temperature: 23.5(start)/23.5(end)/23.7(in check) deg.C.; * White cubic: zoom scan area, Red cubic: big=SAR(10g)/small=SAR(1g)

UL Japan, Inc.

Shonan EMC Lab.

1-22-3 Megumigaoka, Hiratsuka-shi, Kanagawa-ken, 259-1220 JAPAN
Telephone: +81 463 50 6400 / Facsimile: +81 463 50 6401

Appendix 2-2: SAR measurement data / SAR test data plot of other test conditions / Step 5: W58 band (Body) (cont'd)

Plot 5-13: (Body) Antenna Sub: Short side-sub & touch, 11a(6Mbps), 5785 MHz

EUT: SKR3000; Type: P-61; Serial: A8CE-S002

Mode: 11a(6Mbps,BPSK/OFDM)(UID 0, Frame Length in ms: 0; PAR: 0; PMF: 1); Frequency: 5785 MHz; Crest Factor: 1.0

Medium: MSL5800(1607); Medium parameters used: $f = 5785$ MHz; $\sigma = 6.122$ S/m; $\epsilon_r = 46.51$; $\rho = 1000$ kg/m³

Measurement Standard: DASY5 (IEEE/IEC/ANSI C63.19-2007)

DASY Configuration: -Probe: EX3DV4 - SN3907; ConvF(3.96, 3.96, 3.96); Calibrated: 2016/05/12; -Electronics: DAE4 Sn626; Calibrated: 2015/09/15
-Sensor-Surface: 1.4mm (Mechanical Surface Detection (Locations From Previous Scan Used)), Sensor-Surface: 1.4mm (Mechanical Surface Detection), z = 1.0, 25.0
-Phantom: ELI v4.0; Type: QDOVA001BA; Serial: 1059; Phantom section: Flat Section -DASY52 52.8.8(1222); SEMCAD X 14.6.10(7331)

body-touch,w58,ant-sub(chain1)/5g28w58b4,ant1,side&d0,a(6m,p12),b5785/

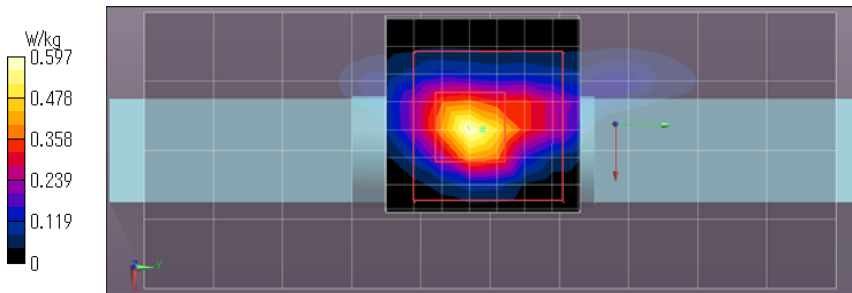
Area Scan:40x100,stp10 (5x11x1): Measurement grid: dx=10mm, dy=10mm; Maximum value of SAR (measured) = 0.496 W/kg

Area Scan:40x100,stp10 (41x101x1): Interpolated grid: dx=1.000 mm, dy=1.000 mm; Maximum value of SAR (interpolated) = 0.797 W/kg

Zoom:28x28x24,xy4-z1.4(ratio) (8x8x7)/Cube 0: Measurement grid: dx=4mm, dy=4mm, dz=1.4mm;

Reference Value = 11.45 V/m; Power Drift = -0.03 dB; Maximum value of SAR (measured) = 0.597 W/kg; Peak SAR (extrapolated) = 0.921 W/kg

SAR(1 g) = 0.183 W/kg; SAR(10 g) = 0.039 W/kg



Remarks: * Date tested: 2016/07/28; Tested by: Hiroshi Naka; Tested place: No.7 shielded room,
* liquid depth: 152 mm; Position: distance of EUT to phantom: 0 mm (2 mm to liquid); ambient: 24~25 deg.C. / 50 ± 10 %RH,
* liquid temperature: 23.6(start)/23.6(end)/23.7(in check) deg.C.; * White cubic: zoom scan area, Red cubic: big=SAR(10g)/small=SAR(1g)

Plot 5-14: (Body) Antenna Sub: Short side-sub & touch, 11a(6Mbps), 5825 MHz

EUT: SKR3000; Type: P-61; Serial: A8CE-S002

Mode: 11a(6Mbps,BPSK/OFDM)(UID 0, Frame Length in ms: 0; PAR: 0; PMF: 1); Frequency: 5825 MHz; Crest Factor: 1.0

Medium: MSL5800(1607); Medium parameters used: $f = 5825$ MHz; $\sigma = 6.201$ S/m; $\epsilon_r = 46.62$; $\rho = 1000$ kg/m³

Measurement Standard: DASY5 (IEEE/IEC/ANSI C63.19-2007)

DASY Configuration: -Probe: EX3DV4 - SN3907; ConvF(3.96, 3.96, 3.96); Calibrated: 2016/05/12; -Electronics: DAE4 Sn626; Calibrated: 2015/09/15
-Sensor-Surface: 1.4mm (Mechanical Surface Detection (Locations From Previous Scan Used)), Sensor-Surface: 1.4mm (Mechanical Surface Detection), z = 1.0, 25.0
-Phantom: ELI v4.0; Type: QDOVA001BA; Serial: 1059; Phantom section: Flat Section -DASY52 52.8.8(1222); SEMCAD X 14.6.10(7331)

body-touch,w58,ant-sub(chain1)/5g29w58b5,ant1,side&d0,a(6m,p12),b5825/

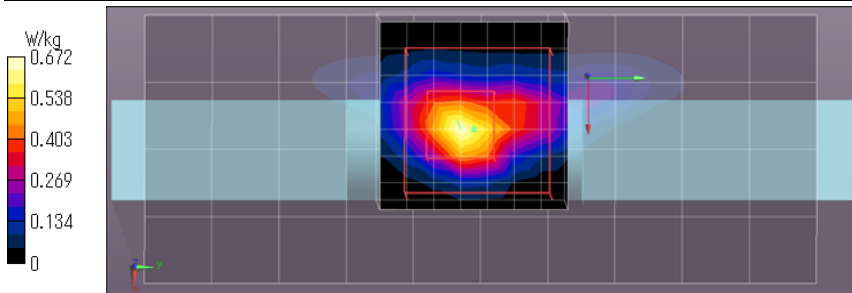
Area Scan:40x100,stp10 (5x11x1): Measurement grid: dx=10mm, dy=10mm; Maximum value of SAR (measured) = 0.549 W/kg

Area Scan:40x100,stp10 (41x101x1): Interpolated grid: dx=1.000 mm, dy=1.000 mm; Maximum value of SAR (interpolated) = 0.876 W/kg

Zoom:28x28x24,xy4-z1.4(ratio) (8x8x7)/Cube 0: Measurement grid: dx=4mm, dy=4mm, dz=1.4mm;

Reference Value = 12.05 V/m; Power Drift = -0.04 dB; Maximum value of SAR (measured) = 0.672 W/kg; Peak SAR (extrapolated) = 0.852 W/kg

SAR(1 g) = 0.197 W/kg; SAR(10 g) = 0.043 W/kg



Remarks: * Date tested: 2016/07/28; Tested by: Hiroshi Naka; Tested place: No.7 shielded room,
* liquid depth: 152 mm; Position: distance of EUT to phantom: 0 mm (2 mm to liquid); ambient: 24~25 deg.C. / 50 ± 10 %RH,
* liquid temperature: 23.6(start)/23.6(end)/23.7(in check) deg.C.; * White cubic: zoom scan area, Red cubic: big=SAR(10g)/small=SAR(1g)

Appendix 2-2: SAR measurement data / SAR test data plot of other test conditions (cont'd)

Step 6: W52/53 band (Head)

Plot 6-3: (Head) Antenna Main; Front (Patient)-main & touch, 11n(40HT) (MCS0), 5270 MHz

EUT: SKR3000; Type: P-61; Serial: A8CE-S002

Mode: n40(MCS0,BPSK/OFDM)(UID 0, Frame Length in ms: 0; PAR: 0; PMF: 1); Frequency: 5270 MHz; Crest Factor: 1.0

Medium: HSL5GHz(1608); Medium parameters used: $f = 5270$ MHz; $\sigma = 4.504$ S/m; $\epsilon_r = 36.05$; $\rho = 1000$ kg/m³

Measurement Standard: DASY5 (IEEE/IEC/ANSI C63.19-2007)

DASY Configuration: -Probe: EX3DV4 - SN3907; ConvF(4.94, 4.94, 4.94); Calibrated: 2016/05/12; -DASY52 52.8.8(1222); SEMCAD X 14.6.10(7331)
-Sensor-Surface: 1.4mm (Mechanical Surface Detection), z = 1.0, 25.0 -Electronics: DAE4 Sn626; Calibrated: 2015/09/15
-Phantom: ELI v4.0; Type: QDOVA001BA; Serial: 1059; Phantom section: Flat Section

head,front&back/5g20w53h20,ant0,front(patient)&d0,n40(m0,p12),h5270/

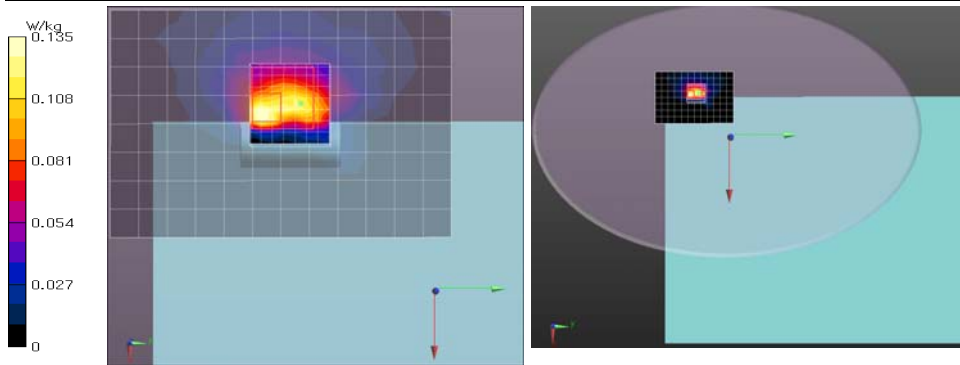
Area Scan:80x120,stp10 (9x13x1): Measurement grid: dx=10mm, dy=10mm; Maximum value of SAR (measured) = 0.108 W/kg

Area Scan:80x120,stp10 (81x121x1): Interpolated grid: dx=1.000 mm, dy=1.000 mm; Maximum value of SAR (interpolated) = 0.251 W/kg

Zoom:28x28x24,xy4-z1.4(ratio) (8x8x7)/Cube 0: Measurement grid: dx=4mm, dy=4mm, dz=1.4mm;

Reference Value = 5.605 V/m; Power Drift = -0.17 dB; Maximum value of SAR (measured) = 0.135 W/kg; Peak SAR (extrapolated) = 0.299 W/kg

SAR(1 g) = 0.058 W/kg; SAR(10 g) = 0.016 W/kg



Remarks: * Date tested: 2016/08/02; Tested by: Hiroshi Naka; Tested place: No.7 shielded room,
* liquid depth: 153 mm; Position: distance of EUT to phantom: 0 mm (2 mm to liquid); ambient: 24 ± 1 deg.C. / 50 ± 10 %RH,
* liquid temperature: 22.8(start)/22.8(end)/22.8(in check) deg.C.; * White cubic: zoom scan area, Red cubic: big=SAR(10g)/small=SAR(1g)

Plot 6-4: (Head) Antenna Sub; Front (Patient)-sub & touch, 11n(40HT) (MCS0), 5270 MHz

EUT: SKR3000; Type: P-61; Serial: A8CE-S002

Mode: n40(MCS0,BPSK/OFDM)(UID 0, Frame Length in ms: 0; PAR: 0; PMF: 1); Frequency: 5270 MHz; Crest Factor: 1.0

Medium: HSL5GHz(1608); Medium parameters used: $f = 5270$ MHz; $\sigma = 4.504$ S/m; $\epsilon_r = 36.05$; $\rho = 1000$ kg/m³

Measurement Standard: DASY5 (IEEE/IEC/ANSI C63.19-2007)

DASY Configuration: -Probe: EX3DV4 - SN3907; ConvF(4.94, 4.94, 4.94); Calibrated: 2016/05/12; -DASY52 52.8.8(1222); SEMCAD X 14.6.10(7331)
-Sensor-Surface: 1.4mm (Mechanical Surface Detection), z = 1.0, 25.0 -Electronics: DAE4 Sn626; Calibrated: 2015/09/15
-Phantom: ELI v4.0; Type: QDOVA001BA; Serial: 1059; Phantom section: Flat Section

head,front&back/5g21w53h21,ant1,front(patient)&d0,n40(m0,p13),h5270/

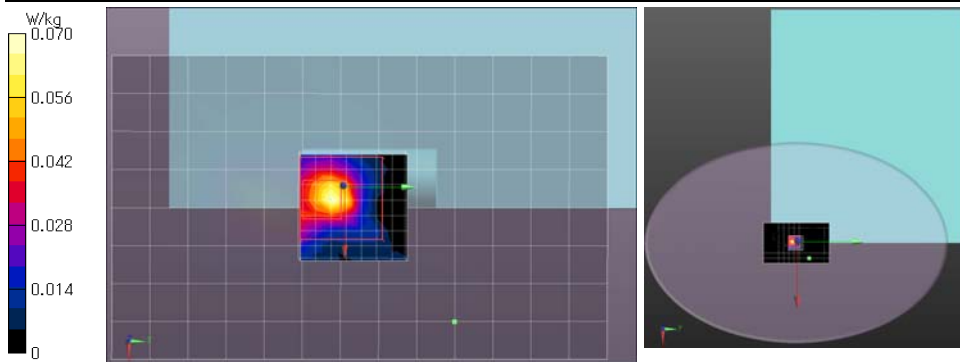
Area Scan:80x130,stp10 (9x14x1): Measurement grid: dx=10mm, dy=10mm; Maximum value of SAR (measured) = 0.0650 W/kg

Area Scan:80x130,stp10 (81x131x1): Interpolated grid: dx=1.000 mm, dy=1.000 mm; Maximum value of SAR (interpolated) = 0.00159 W/kg

Zoom:28x28x24,xy4-z1.4(ratio) (8x8x7)/Cube 0: Measurement grid: dx=4mm, dy=4mm, dz=1.4mm;

Reference Value = 4.037 V/m; Power Drift = -0.04 dB; Maximum value of SAR (measured) = 0.0703 W/kg; Peak SAR (extrapolated) = 0.237 W/kg

SAR(1 g) = 0.011 W/kg; SAR(10 g) = 0.00126 W/kg



Remarks: * Date tested: 2016/08/02; Tested by: Hiroshi Naka; Tested place: No.7 shielded room,
* liquid depth: 153 mm; Position: distance of EUT to phantom: 0 mm (2 mm to liquid); ambient: 24 ± 1 deg.C. / 50 ± 10 %RH,
* liquid temperature: 22.8(start)/22.8(end)/22.8(in check) deg.C.; * White cubic: zoom scan area, Red cubic: big=SAR(10g)/small=SAR(1g)

Appendix 2-2: SAR measurement data / SAR test data plot of other test conditions / Step 6: W52/53 band (Head) (cont'd)

Plot 6-5: (Head) Antenna Main; Back-main & touch, 11n(40HT) (MCS0), 5270 MHz

EUT: SKR3000; Type: P-61; Serial: A8CE-S002

Mode: n40(MCS0,BPSK/OFDM)(UID 0, Frame Length in ms: 0; PAR: 0; PMF: 1); Frequency: 5270 MHz; Crest Factor: 1.0

Medium: HSL5GHz(1608); Medium parameters used: $f = 5270$ MHz; $\sigma = 4.504$ S/m; $\epsilon_r = 36.05$; $\rho = 1000$ kg/m³

Measurement Standard: DASYS5 (IEEE/IEC/ANSI C63.19-2007)

DASY Configuration: -Probe: EX3DV4 - SN3907; ConvF(4.94, 4.94, 4.94); Calibrated: 2016/05/12; -DASY52 52.8.8(1222); SEMCAD X 14.6.10(7331)
-Sensor-Surface: 1.4mm (Mechanical Surface Detection), z= 1.0, 25.0 -Electronics: DAE4 Sn626; Calibrated: 2015/09/15
-Phantom: ELL v4.0; Type: QDOVA001BA; Serial: 1059; Phantom section: Flat Section

head,front&back,2/5g26w53h23,ant0,back&d0,n40(m0,p12),h5270/

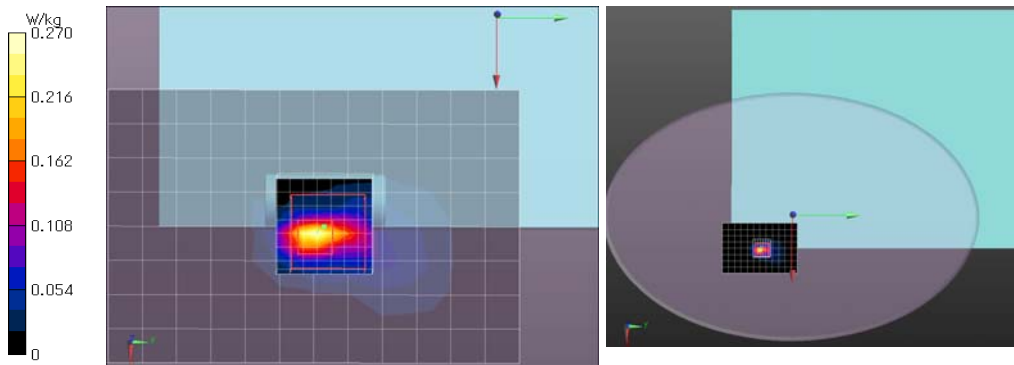
Area Scan:80x120,stp10 (9x13x1): Measurement grid: dx=10mm, dy=10mm; Maximum value of SAR (measured)=0.213 W/kg

Area Scan:80x120,stp10 (81x121x1): Interpolated grid: dx=1.000 mm, dy=1.000 mm; Maximum value of SAR (interpolated)=0.275 W/kg

Zoom:28x28x24,xy4-z1.4(ratio) (8x8x7)/Cube 0: Measurement grid: dx=4mm, dy=4mm, dz=1.4mm;

Reference Value = 7.481 V/m; Power Drift = -0.16 dB; Maximum value of SAR (measured)=0.270 W/kg; Peak SAR (extrapolated)=0.415 W/kg

SAR(1 g) = 0.084 W/kg; SAR(10 g) = 0.020 W/kg



Remarks: * Date tested: 2016/08/02; Tested by: Hiroshi Naka; Tested place: No.7 shielded room,
* liquid depth: 153 mm; Position: distance of EUT to phantom: 0 mm (2 mm to liquid); ambient: 24 ± 1 deg.C. / 50 ± 10 %RH,
* liquid temperature: 22.8(start)/22.8(end)/22.8(in check) deg.C.; * White cubic: zoom scan area, Red cubic: big=SAR(10g)/small=SAR(1g)

Plot 6-6: (Head) Antenna Sub; Back-sub & touch, 11n(40HT) (MCS0), 5270 MHz

EUT: SKR3000; Type: P-61; Serial: A8CE-S002

Mode: n40(MCS0,BPSK/OFDM)(UID 0, Frame Length in ms: 0; PAR: 0; PMF: 1); Frequency: 5270 MHz; Crest Factor: 1.0

Medium: HSL5GHz(1608); Medium parameters used: $f = 5270$ MHz; $\sigma = 4.504$ S/m; $\epsilon_r = 36.05$; $\rho = 1000$ kg/m³

Measurement Standard: DASYS5 (IEEE/IEC/ANSI C63.19-2007)

DASY Configuration: -Probe: EX3DV4 - SN3907; ConvF(4.94, 4.94, 4.94); Calibrated: 2016/05/12; -DASY52 52.8.8(1222); SEMCAD X 14.6.10(7331)
-Sensor-Surface: 1.4mm (Mechanical Surface Detection), z= 1.0, 25.0 -Electronics: DAE4 Sn626; Calibrated: 2015/09/15
-Phantom: ELL v4.0; Type: QDOVA001BA; Serial: 1059; Phantom section: Flat Section

head,front&back,2/5g24w53h22,ant1,back&d0,n40(m0,p13),h5270/

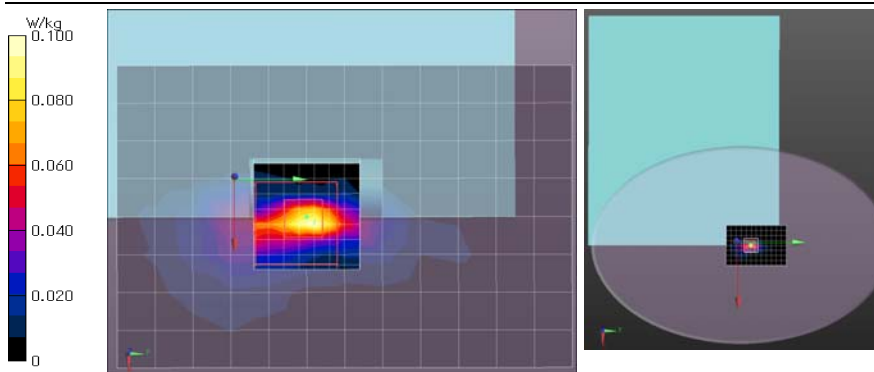
Area Scan:80x120,stp10 (9x13x1): Measurement grid: dx=10mm, dy=10mm; Maximum value of SAR (measured)=0.110 W/kg

Area Scan:80x120,stp10 (81x121x1): Interpolated grid: dx=1.000 mm, dy=1.000 mm; Maximum value of SAR (interpolated)=0.110 W/kg

Zoom:28x28x24,xy4-z1.4(ratio) (8x8x7)/Cube 0: Measurement grid: dx=4mm, dy=4mm, dz=1.4mm;

Reference Value = 5.290 V/m; Power Drift = -0.03 dB; Maximum value of SAR (measured)=0.0999 W/kg; Peak SAR (extrapolated)=0.188 W/kg

SAR(1 g) = 0.026 W/kg; SAR(10 g) = 0.00493 W/kg



Remarks: * Date tested: 2016/08/02; Tested by: Hiroshi Naka; Tested place: No.7 shielded room,
* liquid depth: 153 mm; Position: distance of EUT to phantom: 0 mm (2 mm to liquid); ambient: 24 ± 1 deg.C. / 50 ± 10 %RH,
* liquid temperature: 22.9(start)/22.9(end)/22.9(in check) deg.C.; * White cubic: zoom scan area, Red cubic: big=SAR(10g)/small=SAR(1g)

Appendix 2-2: SAR measurement data / SAR test data plot of other test conditions / Step 6: W52/53 band (Head) (cont'd)

Plot 6-7: (Head) Antenna Main; Long side-main & touch, 11n(40HT) (MCS0), 5270 MHz

EUT: SKR3000; Type: P-61; Serial: A8CE-S002

Mode: n40(MCS0,BPSK/OFDM)(UID 0, Frame Length in ms: 0; PAR: 0; PMF: 1); Frequency: 5270 MHz; Crest Factor: 1.0

Medium: HSL5GHz(1608); Medium parameters used: f = 5270 MHz; $\sigma = 4.504$ S/m; $\epsilon_r = 36.05$; $\rho = 1000$ kg/m³

Measurement Standard: DASY5 (IEEE/IEC/ANSI C63.19-2007)

DASY Configuration: -Probe: EX3DV4 - SN3907; ConvF(4.94, 4.94, 4.94); Calibrated: 2016/05/12; -DASY52 52.8.8(1222); SEMCAD X 14.6.10(7331)
-Sensor-Surface: 1.4mm (Mechanical Surface Detection), z= 1.0, 25.0 -Electronics: DAE4 Sn626; Calibrated: 2015/09/15
-Phantom: ELI v4.0; Type: QDOVA001BA; Serial: 1059; Phantom section: Flat Section

head,w53,ant-main(chain0)/5g1w53h1,ant0,side&d0,n40(m0,p12),h5270/


Area scan:120x60,stp10 (13x7x1): Measurement grid: dx=10mm, dy=10mm; Maximum value of SAR (measured) = 1.97 W/kg

Area scan:120x60,stp10 (121x61x1): Interpolated grid: dx=1.000 mm, dy=1.000 mm; Maximum value of SAR (interpolated) = 3.12 W/kg

Zoom:28x28x24,xy4-z1.4(ratio) (8x8x7)/Cube 0: Measurement grid: dx=4mm, dy=4mm, dz=1.4mm;

Reference Value = 26.07 V/m; Power Drift = -0.19 dB; Maximum value of SAR (measured) = 2.35 W/kg; Peak SAR (extrapolated) = 5.10 W/kg

SAR(1 g) = 0.863 W/kg; SAR(10 g) = 0.191 W/kg



Remarks: * Date tested: 2016/08/01; Tested by: Hiroshi Naka; Tested place: No.7 shielded room,
* liquid depth: 153 mm; Position: distance of EUT to phantom: 0 mm (2 mm to liquid); ambient: 24 ± 1 deg.C. / 50 ± 10 %RH,
* liquid temperature: 23.0(start)/23.0(end)/22.8(in check) deg.C.; * White cubic: zoom scan area, Red cubic: big=SAR(10g)/small=SAR(1g)

Plot 6-8: (Head) Antenna Sub; Short side-sub & touch, 11n(40HT) (MCS0), 5270 MHz

EUT: SKR3000; Type: P-61; Serial: A8CE-S002

Mode: n40(MCS0,BPSK/OFDM)(UID 0, Frame Length in ms: 0; PAR: 0; PMF: 1); Frequency: 5270 MHz; Crest Factor: 1.0

Medium: HSL5GHz(1608); Medium parameters used: f = 5270 MHz; $\sigma = 4.504$ S/m; $\epsilon_r = 36.05$; $\rho = 1000$ kg/m³

Measurement Standard: DASY5 (IEEE/IEC/ANSI C63.19-2007)

DASY Configuration: -Probe: EX3DV4 - SN3907; ConvF(4.94, 4.94, 4.94); Calibrated: 2016/05/12; -DASY52 52.8.8(1222); SEMCAD X 14.6.10(7331)
-Sensor-Surface: 1.4mm (Mechanical Surface Detection), z= 1.0, 25.0 -Electronics: DAE4 Sn626; Calibrated: 2015/09/15
-Phantom: ELI v4.0; Type: QDOVA001BA; Serial: 1059; Phantom section: Flat Section

head,w53,ant-sub(chain1)/5g12h12,ant1,side&d0,n40(m0,p13),h5270/

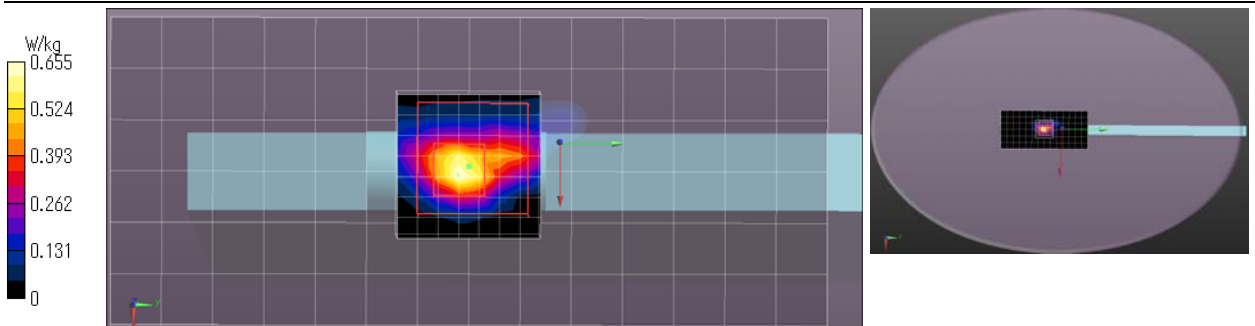
Area Scan:60x140,stp10 (7x15x1): Measurement grid: dx=10mm, dy=10mm; Maximum value of SAR (measured) = 0.648 W/kg

Area Scan:60x140,stp10 (61x141x1): Interpolated grid: dx=1.000 mm, dy=1.000 mm; Maximum value of SAR (interpolated) = 0.649 W/kg

Zoom:28x28x24,xy4-z1.4(ratio) (8x8x7)/Cube 0: Measurement grid: dx=4mm, dy=4mm, dz=1.4mm;

Reference Value = 12.79 V/m; Power Drift = 0.10 dB; Maximum value of SAR (measured) = 0.655 W/kg; Peak SAR (extrapolated) = 2.36 W/kg

SAR(1 g) = 0.243 W/kg; SAR(10 g) = 0.058 W/kg



Remarks: * Date tested: 2016/08/01; Tested by: Hiroshi Naka; Tested place: No.7 shielded room,
* liquid depth: 153 mm; Position: distance of EUT to phantom: 0 mm (2 mm to liquid); ambient: 24 ± 1 deg.C. / 50 ± 10 %RH,
* liquid temperature: 23.0(start)/23.0(end)/22.8(in check) deg.C.; * White cubic: zoom scan area, Red cubic: big=SAR(10g)/small=SAR(1g)

UL Japan, Inc.

Shonan EMC Lab.

1-22-3 Megumigaoka, Hiratsuka-shi, Kanagawa-ken, 259-1220 JAPAN
Telephone: +81 463 50 6400 / Facsimile: +81 463 50 6401

Appendix 2-2: SAR measurement data / SAR test data plot of other test conditions / Step 6: W52/53 band (Head) (cont'd)

Plot 6-9: (Head) Antenna Main; Long side-main & touch, 11a (6Mbps), 5300 MHz

EUT: SKR3000; Type: P-61; Serial: A8CE-S002

Mode: 11a(6Mbps,BPSK/OFDM)(UID 0, Frame Length in ms: 0; PAR: 0; PMF: 1); Frequency: 5300 MHz; Crest Factor: 1.0

Medium: HSL5GHz(1608); Medium parameters used: $f = 5300$ MHz; $\sigma = 4.544$ S/m; $\epsilon_r = 35.9$; $\rho = 1000$ kg/m³

Measurement Standard: DASYS (IEEE/IEC/ANSI C63.19-2007)

DASY Configuration: -Probe: EX3DV4 - SN3907; ConvF(4.94, 4.94, 4.94); Calibrated: 2016/05/12; -Electronics: DAE4 Sn626; Calibrated: 2015/09/15
-Sensor-Surface: 1.4mm (Mechanical Surface Detection (Locations From Previous Scan Used)), Sensor-Surface: 1.4mm (Mechanical Surface Detection), z = 1.0, 25.0
-Phantom: ELI v4.0; Type: QDOVA001BA; Serial: 1059; Phantom section: Flat Section -DASY52 52.8.8(1222); SEMCAD X 14.6.10(7331)

head,w53,ant-main(chain0)/5g4w53h4,mode2&ch;ant0,side&d0,a(6m,p12),h5300/

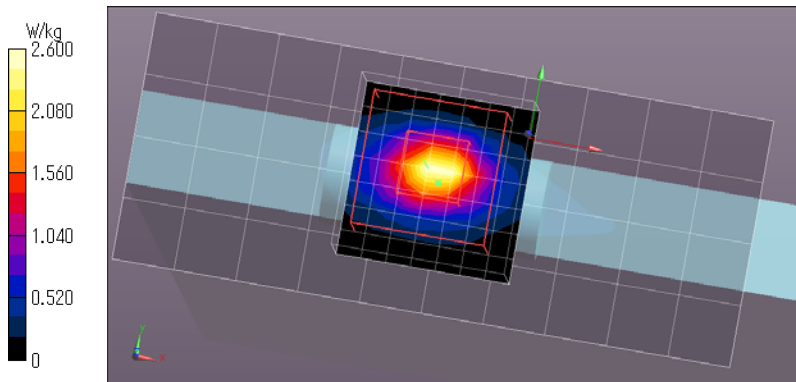
Area Scan:100x40,stp10 (11x5x1): Measurement grid: dx=10mm, dy=10mm; Maximum value of SAR (measured) = 1.91 W/kg

Area Scan:100x40,stp10 (101x41x1): Interpolated grid: dx=1.000 mm, dy=1.000 mm; Maximum value of SAR (interpolated) = 2.01 W/kg

Zoom:28x28x24,xy4-z1.4(ratio) (8x8x7)/Cube 0: Measurement grid: dx=4mm, dy=4mm, dz=1.4mm;

Reference Value = 24.94 V/m; Power Drift = -0.01 dB; Maximum value of SAR (measured) = 2.60 W/kg; Peak SAR (extrapolated) = 5.16 W/kg

SAR(1 g) = 0.884 W/kg; SAR(10 g) = 0.195 W/kg



Remarks: * Date tested: 2016/08/01; Tested by: Hiroshi Naka; Tested place: No.7 shielded room,
* liquid depth: 153 mm; Position: distance of EUT to phantom: 0 mm (2 mm to liquid); ambient: 24 ± 1 deg.C. / 50 ± 10 %RH,
* liquid temperature: 23.0(start)/23.0(end)/22.8(in check) deg.C.; * White cubic: zoom scan area, Red cubic: big=SAR(10g)/small=SAR(1g)

Plot 6-10: (Head) Antenna Main; Long side-main & touch, 11a(6Mbps), 5320 MHz

EUT: SKR3000; Type: P-61; Serial: A8CE-S002

Mode: 11a(6Mbps,BPSK/OFDM)(UID 0, Frame Length in ms: 0; PAR: 0; PMF: 1); Frequency: 5320 MHz; Crest Factor: 1.0

Medium: HSL5GHz(1608); Medium parameters used: $f = 5320$ MHz; $\sigma = 4.568$ S/m; $\epsilon_r = 35.93$; $\rho = 1000$ kg/m³

Measurement Standard: DASYS (IEEE/IEC/ANSI C63.19-2007)

DASY Configuration: -Probe: EX3DV4 - SN3907; ConvF(4.94, 4.94, 4.94); Calibrated: 2016/05/12; -Electronics: DAE4 Sn626; Calibrated: 2015/09/15
-Sensor-Surface: 1.4mm (Mechanical Surface Detection (Locations From Previous Scan Used)), 1.4mm (Mechanical Surface Detection), z = 1.0, 25.0
-Phantom: ELI v4.0; Type: QDOVA001BA; Serial: 1059; Phantom section: Flat Section -DASY52 52.8.8(1222); SEMCAD X 14.6.10(7331)

head,w53,ant-main(chain0)/5g5w53h5,ant0,side&d0,a(6m,p12),h5320/


Area Scan:100x40,stp10 (11x5x1): Measurement grid: dx=10mm, dy=10mm; Maximum value of SAR (measured) = 2.08 W/kg

Area Scan:100x40,stp10 (101x41x1): Interpolated grid: dx=1.000 mm, dy=1.000 mm; Maximum value of SAR (interpolated) = 2.20 W/kg

Zoom:28x28x24,xy4-z1.4(ratio) (8x8x7)/Cube 0: Measurement grid: dx=4mm, dy=4mm, dz=1.4mm;

Reference Value = 25.87 V/m; Power Drift = -0.20 dB; Maximum value of SAR (measured) = 2.76 W/kg; Peak SAR (extrapolated) = 5.69 W/kg

SAR(1 g) = 0.949 W/kg; SAR(10 g) = 0.208 W/kg



Remarks: * Date tested: 2016/08/01; Tested by: Hiroshi Naka; Tested place: No.7 shielded room,
* liquid depth: 153 mm; Position: distance of EUT to phantom: 0 mm (2 mm to liquid); ambient: 24 ± 1 deg.C. / 50 ± 10 %RH,
* liquid temperature: 23.0(start)/23.0(end)/22.8(in check) deg.C.; * White cubic: zoom scan area, Red cubic: big=SAR(10g)/small=SAR(1g)

Appendix 2-2: SAR measurement data / SAR test data plot of other test conditions / Step 6: W52/53 band (Head) (cont'd)

Plot 6-11: (Head) Antenna Sub; Short side-sub & touch, 11a (6Mbps), 5300 MHz

EUT: SKR3000; Type: P-61; Serial: A8CE-S002

Mode: 11a(6Mbps,BPSK/OFDM)(UID 0, Frame Length in ms: 0; PAR: 0; PMF: 1); Frequency: 5300 MHz; Crest Factor: 1.0

Medium: HSL5GHz(1608); Medium parameters used: $f = 5300$ MHz; $\sigma = 4.544$ S/m; $\epsilon_r = 35.9$; $\rho = 1000$ kg/m³

Measurement Standard: DASYS5 (IEEE/IEC/ANSI C63.19-2007)

DASY Configuration: -Probe: EX3DV4 - SN3907; ConvF(4.94, 4.94, 4.94); Calibrated: 2016/05/12; -Electronics: DAE4 Sn626; Calibrated: 2015/09/15
-Sensor-Surface: 1.4mm (Mechanical Surface Detection (Locations From Previous Scan Used)), Sensor-Surface: 1.4mm (Mechanical Surface Detection), z = 1.0, 25.0
-Phantom: ELI v4.0; Type: QDOVA001BA; Serial: 1059; Phantom section: Flat Section -DASY52 52.8.8(1222); SEMCAD X 14.6.10(7331)

head,w53,ant-sub(chain1),0802/5g17w53h17,ant1,side&d0,a(6m,p13),h5300/

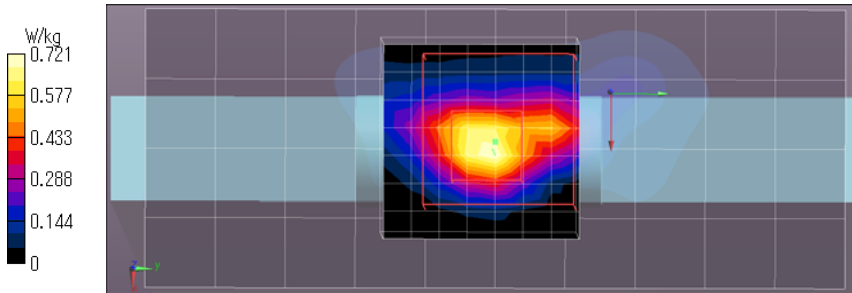
Area Scan:40x100,stp10 (5x11x1): Measurement grid: dx=10mm, dy=10mm; Maximum value of SAR (measured) = 0.749 W/kg

Area Scan:40x100,stp10 (41x101x1): Interpolated grid: dx=1.000 mm, dy=1.000 mm; Maximum value of SAR (interpolated) = 0.777 W/kg

Zoom:28x28x24,xy4-z1.4(ratio) (8x8x7)/Cube 0: Measurement grid: dx=4mm, dy=4mm, dz=1.4mm;

Reference Value = 13.83 V/m; Power Drift = -0.03 dB; Maximum value of SAR (measured) = 0.721 W/kg; Peak SAR (extrapolated) = 1.42 W/kg

SAR(1 g) = 0.269 W/kg; SAR(10 g) = 0.069 W/kg



Remarks: * Date tested: 2016/08/02; Tested by: Hiroshi Naka; Tested place: No.7 shielded room,
* liquid depth: 153 mm; Position: distance of EUT to phantom: 0 mm (2 mm to liquid); ambient: 24 ± 1 deg.C. / 50 ± 10 %RH,
* liquid temperature: 22.9(start)/22.8(end)/22.8(in check) deg.C.; * White cubic: zoom scan area, Red cubic: big=SAR(10g) /small=SAR(1g)

Plot 6-12: (Head) Antenna Sub; Short side-sub & touch, 11a (6Mbps), 5320 MHz

EUT: SKR3000; Type: P-61; Serial: A8CE-S002

Mode: 11a(6Mbps,BPSK/OFDM)(UID 0, Frame Length in ms: 0; PAR: 0; PMF: 1); Frequency: 5320 MHz; Crest Factor: 1.0

Medium: HSL5GHz(1608); Medium parameters used: $f = 5320$ MHz; $\sigma = 4.568$ S/m; $\epsilon_r = 35.93$; $\rho = 1000$ kg/m³

Measurement Standard: DASYS5 (IEEE/IEC/ANSI C63.19-2007)

DASY Configuration: -Probe: EX3DV4 - SN3907; ConvF(4.94, 4.94, 4.94); Calibrated: 2016/05/12; -Electronics: DAE4 Sn626; Calibrated: 2015/09/15
-Sensor-Surface: 1.4mm (Mechanical Surface Detection (Locations From Previous Scan Used)), Sensor-Surface: 1.4mm (Mechanical Surface Detection), z = 1.0, 25.0
-Phantom: ELI v4.0; Type: QDOVA001BA; Serial: 1059; Phantom section: Flat Section -DASY52 52.8.8(1222); SEMCAD X 14.6.10(7331)

head,w53,ant-sub(chain1),0802/5g18w53h18,ant1,side&d0,a(6m,p13),h5320/

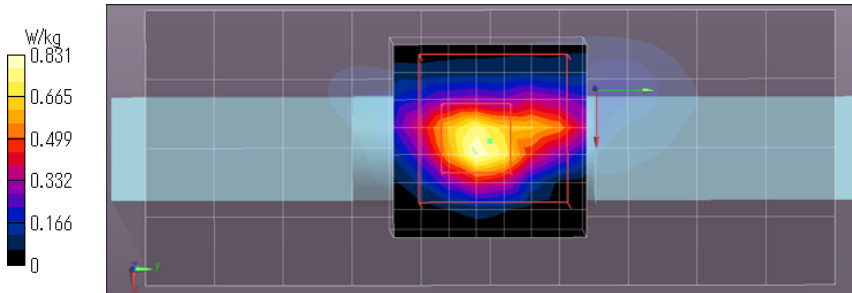
Area Scan:40x100,stp10 (5x11x1): Measurement grid: dx=10mm, dy=10mm; Maximum value of SAR (measured) = 0.842 W/kg

Area Scan:40x100,stp10 (41x101x1): Interpolated grid: dx=1.000 mm, dy=1.000 mm; Maximum value of SAR (interpolated) = 0.890 W/kg

Zoom:28x28x24,xy4-z1.4(ratio) 2 (8x8x7)/Cube 0: Measurement grid: dx=4mm, dy=4mm, dz=1.4mm;

Reference Value = 14.68 V/m; Power Drift = 0.00 dB; Maximum value of SAR (measured) = 0.831 W/kg; Peak SAR (extrapolated) = 1.60 W/kg

SAR(1 g) = 0.307 W/kg; SAR(10 g) = 0.078 W/kg



Remarks: * Date tested: 2016/08/02; Tested by: Hiroshi Naka; Tested place: No.7 shielded room,
* liquid depth: 153 mm; Position: distance of EUT to phantom: 0 mm (2 mm to liquid); ambient: 24 ± 1 deg.C. / 50 ± 10 %RH,
* liquid temperature: 22.8(start)/22.8(end)/22.8(in check) deg.C.; * White cubic: zoom scan area, Red cubic: big=SAR(10g) /small=SAR(1g)

UL Japan, Inc.

Shonan EMC Lab.

1-22-3 Megumigaoka, Hiratsuka-shi, Kanagawa-ken, 259-1220 JAPAN
Telephone: +81 463 50 6400 / Facsimile: +81 463 50 6401

Appendix 2-2: SAR measurement data / SAR test data plot of other test conditions (cont'd)

Step 7: W56 band (Head)

Plot 7-3: (Head) Antenna Main; Front (Patient)-main & touch, 11n(40HT) (MCS0), 5550 MHz

EUT: SKR3000; Type: P-61; Serial: A8CE-S002

Mode: n40(MCS0,BPSK/OFDM)(UID 0, Frame Length in ms: 0; PAR: 0; PMF: 1); Frequency: 5550 MHz; Crest Factor: 1.0

Medium: HSL5GHz(1608); Medium parameters used: $f = 5550$ MHz; $\sigma = 4.802$ S/m; $\epsilon_r = 35.59$; $\rho = 1000$ kg/m³

Measurement Standard: DASY5 (IEEE/IEC/ANSI C63.19-2007)

DASY Configuration: -Probe: EX3DV4 - SN3907; ConvF(4.33, 4.33, 4.33); Calibrated: 2016/05/12; -DASY52 52.8.8(1222); SEMCAD X 14.6.10(7331)
-Sensor-Surface: 1.4mm (Mechanical Surface Detection), z = 1.0, 25.0 -Electronics: DAE4 Sn626; Calibrated: 2015/09/15
-Phantom: ELI v4.0; Type: QDOVA001BA; Serial: 1059; Phantom section: Flat Section

head,front&back,2/5g23w56h2,ant0,front(patient)&d0,n40(m0,p12),h5550/

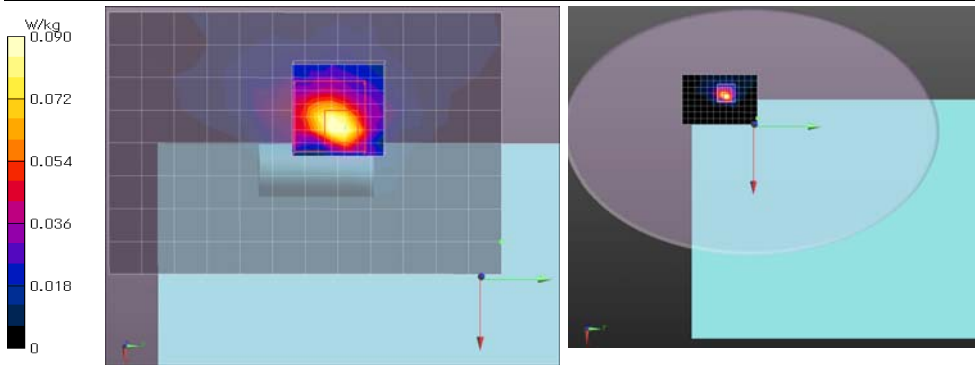
Area Scan:80x120,stp10 (9x13x1): Measurement grid: dx=10mm, dy=10mm; Maximum value of SAR (measured) = 0.0745 W/kg

Area Scan:80x120,stp10 (81x121x1): Interpolated grid: dx=1.000 mm, dy=1.000 mm; Maximum value of SAR (interpolated) = 0.00163 W/kg

Zoom:28x28x24,xy4-z1.4(ratio) (8x8x7)/Cube 0: Measurement grid: dx=4mm, dy=4mm, dz=1.4mm;

Reference Value = 4.191 V/m; Power Drift = 0.06 dB; Maximum value of SAR (measured) = 0.0903 W/kg; Peak SAR (extrapolated) = 0.248 W/kg

SAR(1 g) = 0.028 W/kg; SAR(10 g) = 0.00515 W/kg



Remarks: * Date tested: 2016/08/02; Tested by: Hiroshi Naka; Tested place: No.7 shielded room,
* liquid depth: 153 mm; Position: distance of EUT to phantom: 0 mm (2 mm to liquid); ambient: 24 ± 1 deg.C. / 50 ± 10 %RH,
* liquid temperature: 22.8(start)/22.9(end)/22.8(in check) deg.C.; * White cubic: zoom scan area, Red cubic: big=SAR(10g)/small=SAR(1g)

Plot 7-4: (Head) Antenna Sub; Front (Patient)-sub & touch, 11n(40HT) (MCS0), 5550 MHz

EUT: SKR3000; Type: P-61; Serial: A8CE-S002

Mode: n40(MCS0,BPSK/OFDM)(UID 0, Frame Length in ms: 0; PAR: 0; PMF: 1); Frequency: 5550 MHz; Crest Factor: 1.0

Medium: HSL5GHz(1608); Medium parameters used: $f = 5550$ MHz; $\sigma = 4.802$ S/m; $\epsilon_r = 35.59$; $\rho = 1000$ kg/m³

Measurement Standard: DASY5 (IEEE/IEC/ANSI C63.19-2007)

DASY Configuration: -Probe: EX3DV4 - SN3907; ConvF(4.33, 4.33, 4.33); Calibrated: 2016/05/12; -DASY52 52.8.8(1222); SEMCAD X 14.6.10(7331)
-Sensor-Surface: 1.4mm (Mechanical Surface Detection), z = 1.0, 25.0 -Electronics: DAE4 Sn626; Calibrated: 2015/09/15
-Phantom: ELI v4.0; Type: QDOVA001BA; Serial: 1059; Phantom section: Flat Section

head,front&back,2/5g22w56h1,ant1,front(patient)&d0,n40(m0,p12),h5550/

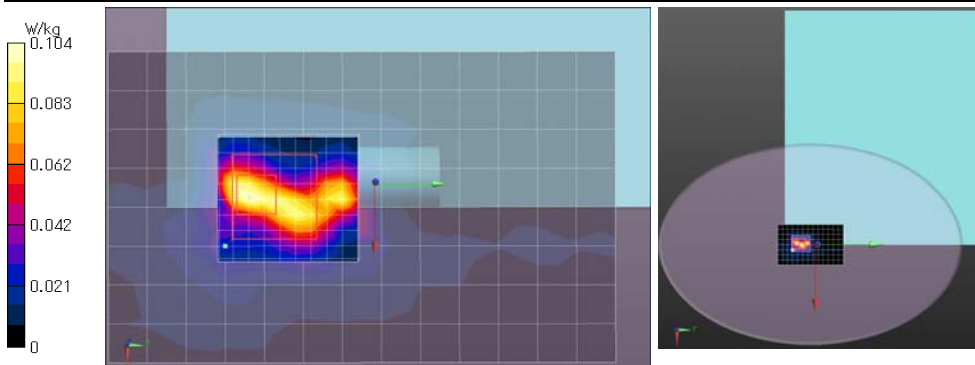
Area Scan:80x130,stp10 (9x14x1): Measurement grid: dx=10mm, dy=10mm; Maximum value of SAR (measured) = 0.0981 W/kg

Area Scan:80x130,stp10 (81x131x1): Interpolated grid: dx=1.000 mm, dy=1.000 mm; Maximum value of SAR (interpolated) = 0.0343 W/kg

Zoom:28x28x24,xy4-z1.4(ratio) (9x10x7)/Cube 0: Measurement grid: dx=4mm, dy=4mm, dz=1.4mm;

Reference Value = 4.876 V/m; Power Drift = -0.10 dB; Maximum value of SAR (measured) = 0.104 W/kg; Peak SAR (extrapolated) = 0.289 W/kg

SAR(1 g) = 0.033 W/kg; SAR(10 g) = 0.008 W/kg



Remarks: * Date tested: 2016/08/02; Tested by: Hiroshi Naka; Tested place: No.7 shielded room,
* liquid depth: 153 mm; Position: distance of EUT to phantom: 0 mm (2 mm to liquid); ambient: 24 ± 1 deg.C. / 50 ± 10 %RH,
* liquid temperature: 22.8(start)/22.8(end)/22.8(in check) deg.C.; * White cubic: zoom scan area, Red cubic: big=SAR(10g)/small=SAR(1g)

Appendix 2-2: SAR measurement data / SAR test data plot of other test conditions / Step 7: W56 band (Head) (cont'd)

Plot 7-5: (Head) Antenna Main; Back-main & touch, 11n(40HT) (MCS0), 5550 MHz

EUT: SKR3000; Type: P-61; Serial: A8CE-S002

Mode: n40(MCS0,BPSK/OFDM)(UID 0, Frame Length in ms: 0; PAR: 0; PMF: 1); Frequency: 5550 MHz; Crest Factor: 1.0

Medium: HSL5GHz(1608); Medium parameters used: $f = 5550$ MHz; $\sigma = 4.802$ S/m; $\epsilon_r = 35.59$; $\rho = 1000$ kg/m³

Measurement Standard: DASY5 (IEEE/IEC/ANSI C63.19-2007)

DASY Configuration: -Probe: EX3DV4 - SN3907; ConvF(4.33, 4.33, 4.33); Calibrated: 2016/05/12; -DASY52 52.8.8(1222); SEMCAD X 14.6.10(7331)
-Sensor-Surface: 1.4mm (Mechanical Surface Detection), z= 1.0, 25.0 -Electronics: DAE4 Sn626; Calibrated: 2015/09/15
-Phantom: ELI v4.0; Type: QDOVA001BA; Serial: 1059; Phantom section: Flat Section

head,front&back,2/5g27w56h4,ant0,back&d0,n40(m0,p12),h5550/

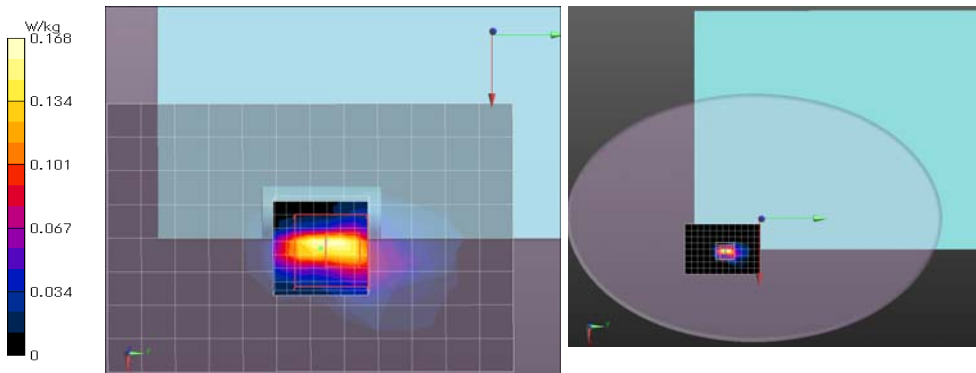
Area Scan:80x120,stp10 (9x13x1): Measurement grid: dx=10mm, dy=10mm; Maximum value of SAR (measured)=0.139 W/kg

Area Scan:80x120,stp10 (81x121x1): Interpolated grid: dx=1.000 mm, dy=1.000 mm; Maximum value of SAR (interpolated)=0.213 W/kg

Zoom:28x28x24,xy4-z1.4(ratio) (8x8x7)/Cube 0: Measurement grid: dx=4mm, dy=4mm, dz=1.4mm;

Reference Value = 6.630 V/m; Power Drift = 0.03 dB; Maximum value of SAR (measured) = 0.168 W/kg; Peak SAR (extrapolated) = 0.283 W/kg

SAR(1 g) = 0.054 W/kg; SAR(10 g) = 0.012 W/kg



Remarks: * Date tested: 2016/08/02; Tested by: Hiroshi Naka; Tested place: No.7 shielded room,
* liquid depth: 153 mm; Position: distance of EUT to phantom: 0 mm (2 mm to liquid); ambient: 24 ± 1 deg.C. / 50 ± 10 %RH,
* liquid temperature: 22.8(start)/22.8(end)/22.8(in check) deg.C.; * White cubic: zoom scan area, Red cubic: big=SAR(10g)/small=SAR(1g)

Plot 7-6: (Head) Antenna Sub; Back-sub & touch, 11n(40HT) (MCS0), 5550 MHz

EUT: SKR3000; Type: P-61; Serial: A8CE-S002

Mode: n40(MCS0,BPSK/OFDM)(UID 0, Frame Length in ms: 0; PAR: 0; PMF: 1); Frequency: 5550 MHz; Crest Factor: 1.0

Medium: HSL5GHz(1608); Medium parameters used: $f = 5550$ MHz; $\sigma = 4.802$ S/m; $\epsilon_r = 35.59$; $\rho = 1000$ kg/m³

Measurement Standard: DASY5 (IEEE/IEC/ANSI C63.19-2007)

DASY Configuration: -Probe: EX3DV4 - SN3907; ConvF(4.33, 4.33, 4.33); Calibrated: 2016/05/12; -DASY52 52.8.8(1222); SEMCAD X 14.6.10(7331)
-Sensor-Surface: 1.4mm (Mechanical Surface Detection), z= 1.0, 25.0 -Electronics: DAE4 Sn626; Calibrated: 2015/09/15
-Phantom: ELI v4.0; Type: QDOVA001BA; Serial: 1059; Phantom section: Flat Section

head,front&back,2/5g25w56h3,ant1,back&d0,n40(m0,p12),h5550/

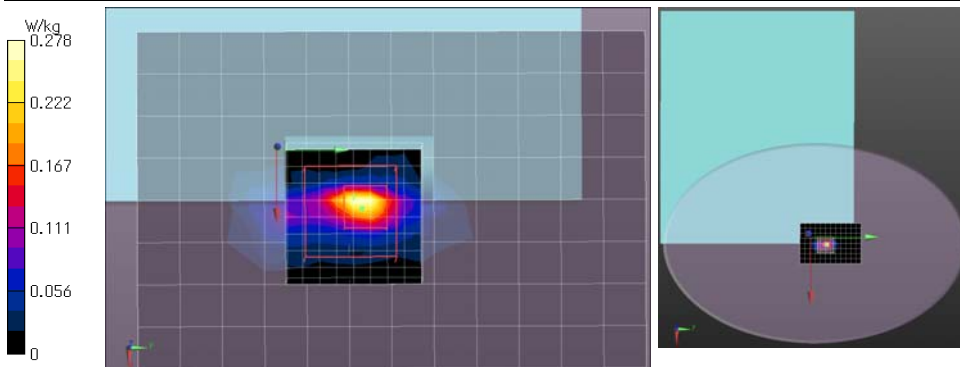
Area Scan:80x120,stp10 (9x13x1): Measurement grid: dx=10mm, dy=10mm; Maximum value of SAR (measured)=0.250 W/kg

Area Scan:80x120,stp10 (81x121x1): Interpolated grid: dx=1.000 mm, dy=1.000 mm; Maximum value of SAR (interpolated)=0.313 W/kg

Zoom:28x28x24,xy4-z1.4(ratio) (9x9x7)/Cube 0: Measurement grid: dx=4mm, dy=4mm, dz=1.4mm;

Reference Value = 8.454 V/m; Power Drift = 0.13 dB; Maximum value of SAR (measured) = 0.278 W/kg; Peak SAR (extrapolated) = 0.465 W/kg

SAR(1 g) = 0.077 W/kg; SAR(10 g) = 0.014 W/kg



Remarks: * Date tested: 2016/08/02; Tested by: Hiroshi Naka; Tested place: No.7 shielded room,
* liquid depth: 153 mm; Position: distance of EUT to phantom: 0 mm (2 mm to liquid); ambient: 24 ± 1 deg.C. / 50 ± 10 %RH,
* liquid temperature: 22.9(start)/22.9(end)/22.9(in check) deg.C.; * White cubic: zoom scan area, Red cubic: big=SAR(10g)/small=SAR(1g)

UL Japan, Inc.

Shonan EMC Lab.

1-22-3 Megumigaoka, Hiratsuka-shi, Kanagawa-ken, 259-1220 JAPAN
Telephone: +81 463 50 6400 / Facsimile: +81 463 50 6401

Appendix 2-2: SAR measurement data / SAR test data plot of other test conditions / Step 7: W56 band (Head) (cont'd)

Plot 7-7: (Head) Antenna Main; Long side-main & touch, 11n(40HT) (MCS0), 5550 MHz

EUT: SKR3000; Type: P-61; Serial: A8CE-S002

Mode: n40(MCS0,BPSK/OFDM)(UID 0, Frame Length in ms: 0; PAR: 0; PMF: 1); Frequency: 5550 MHz; Crest Factor: 1.0

Medium: HSL5GHz(1608); Medium parameters used: $f = 5550$ MHz; $\sigma = 4.802$ S/m; $\epsilon_r = 35.59$; $\rho = 1000$ kg/m³

Measurement Standard: DASY5 (IEEE/IEC/ANSI C63.19-2007)

DASY Configuration: -Probe: EX3DV4 - SN3907; ConvF(4.33, 4.33, 4.33); Calibrated: 2016/05/12; -DASY52 52.8.8(1222); SEMCAD X 14.6.10(7331)
-Sensor-Surface: 1.4mm (Mechanical Surface Detection), z= 1.0, 25.0 -Electronics: DAE4 Sn626; Calibrated: 2015/09/15
-Phantom: ELI v4.0; Type: QDOVA001BA; Serial: 1059; Phantom section: Flat Section

head,w56,ant-main(chain0)/5g28w56h5,ant0,side&d0,n40(m0,p12),h5550/

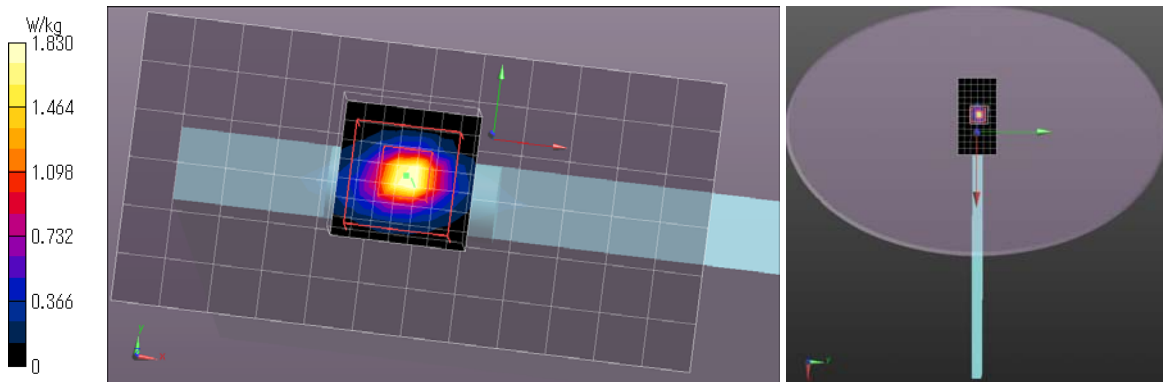
Area scan:120x60,stp10 (13x7x1): Measurement grid: dx=10mm, dy=10mm Maximum value of SAR (measured) = 1.42 W/kg

Area scan:120x60,stp10 (121x61x1): Interpolated grid: dx=1.000 mm, dy=1.000 mm; Maximum value of SAR (interpolated) = 2.55 W/kg

Zoom:28x28x24,xy4-z1.4(ratio) (8x8x7)/Cube 0: Measurement grid: dx=4mm, dy=4mm, dz=1.4mm;

Reference Value = 23.66 V/m; Power Drift = -0.10 dB; Maximum value of SAR (measured) = 1.83 W/kg; Peak SAR (extrapolated) = 3.89 W/kg

SAR(1 g) = 0.662 W/kg; SAR(10 g) = 0.136 W/kg



Remarks: * Date tested: 2016/08/02; Tested by: Hiroshi Naka; Tested place: No.7 shielded room,
* liquid depth: 153 mm; Position: distance of EUT to phantom: 0 mm (2 mm to liquid); ambient: 24 ± 1 deg.C. / 50 ± 10 %RH,
* liquid temperature: 22.8(start)/22.8(end)/22.8(in check) deg.C.; * White cubic: zoom scan area, Red cubic: big=SAR(10g)/small=SAR(1g)

Plot 7-8: (Head) Antenna Main; Long side-main & touch, 11n(40HT) (MCS0), 5590 MHz

EUT: SKR3000; Type: P-61; Serial: A8CE-S002

Mode: n40(MCS0,BPSK/OFDM)(UID 0, Frame Length in ms: 0; PAR: 0; PMF: 1); Frequency: 5590 MHz; Crest Factor: 1.0

Medium: HSL5GHz(1608); Medium parameters used: $f = 5590$ MHz; $\sigma = 4.849$ S/m; $\epsilon_r = 35.53$; $\rho = 1000$ kg/m³

Measurement Standard: DASY5 (IEEE/IEC/ANSI C63.19-2007)

DASY Configuration: -Probe: EX3DV4 - SN3907; ConvF(4.33, 4.33, 4.33); Calibrated: 2016/05/12; -DASY52 52.8.8(1222); SEMCAD X 14.6.10(7331)
-Sensor-Surface: 1.4mm (Mechanical Surface Detection), z= 1.0, 25.0 -Electronics: DAE4 Sn626; Calibrated: 2015/09/15
-Phantom: ELI v4.0; Type: QDOVA001BA; Serial: 1059; Phantom section: Flat Section

head,w56,ant-main(chain0)/5g29&w56h6,ch;ant0,side&d0,n40(m0,p12),h5590/

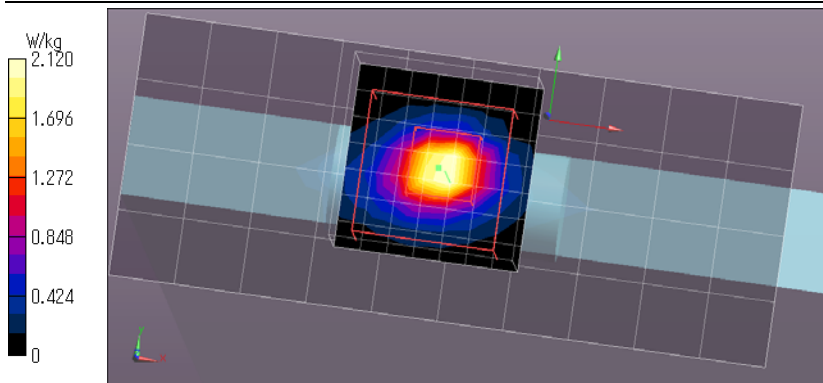
Area Scan:100x40,stp10 (11x5x1): Measurement grid: dx=10mm, dy=10mm; Maximum value of SAR (measured) = 1.64 W/kg

Area Scan:100x40,stp10 (101x41x1): Interpolated grid: dx=1.000 mm, dy=1.000 mm; Maximum value of SAR (interpolated) = 2.86 W/kg

Zoom:28x28x24,xy4-z1.4(ratio) (8x8x7)/Cube 0: Measurement grid: dx=4mm, dy=4mm, dz=1.4mm;

Reference Value = 25.26 V/m; Power Drift = -0.07 dB; Maximum value of SAR (measured) = 2.12 W/kg; Peak SAR (extrapolated) = 4.56 W/kg

SAR(1 g) = 0.754 W/kg; SAR(10 g) = 0.154 W/kg



Remarks: * Date tested: 2016/08/02; Tested by: Hiroshi Naka; Tested place: No.7 shielded room,
* liquid depth: 153 mm; Position: distance of EUT to phantom: 0 mm (2 mm to liquid); ambient: 24 ± 1 deg.C. / 50 ± 10 %RH,
* liquid temperature: 22.8(start)/22.8(end)/22.8(in check) deg.C.; * White cubic: zoom scan area, Red cubic: big=SAR(10g)/small=SAR(1g)

UL Japan, Inc.

Shonan EMC Lab.

1-22-3 Megumigaoka, Hiratsuka-shi, Kanagawa-ken, 259-1220 JAPAN
Telephone: +81 463 50 6400 / Facsimile: +81 463 50 6401

Appendix 2-2: SAR measurement data / SAR test data plot of other test conditions / Step 7: W56 band (Head) (cont'd)

Plot 7-9: (Head) Antenna Main; Long side-main & touch, 11n(40HT) (MCS0), 5670 MHz

EUT: SKR3000; Type: P-61; Serial: A8CE-S002

Mode: n40(MCS0,BPSK/OFDM)(UID 0, Frame Length in ms: 0; PAR: 0; PMF: 1); Frequency: 5670 MHz; Crest Factor: 1.0

Medium: HSL5GHz(1608); Medium parameters used: $f = 5670$ MHz; $\sigma = 4.916$ S/m; $\epsilon_r = 35.52$; $\rho = 1000$ kg/m³

Measurement Standard: DASY5 (IEEE/IEC/ANSI C63.19-2007)

DASY Configuration: -Probe: EX3DV4 - SN3907; ConvF(4.33, 4.33, 4.33); Calibrated: 2016/05/12; -Electronics: DAE4 Sn626; Calibrated: 2015/09/15
-Sensor-Surface: 1.4mm (Mechanical Surface Detection (Locations From Previous Scan Used)), Sensor-Surface: 1.4mm (Mechanical Surface Detection), z = 1.0, 25.0
-Phantom: ELI v4.0; Type: QDOVA001BA; Serial: 1059; Phantom section: Flat Section -DASY52 52.8.8(1222); SEMCAD X 14.6.10(7331)

head,w56,ant-main(chain0)/5g30&w56h7,ch;ant0,side&d0,n40(m0,p12),h5670/

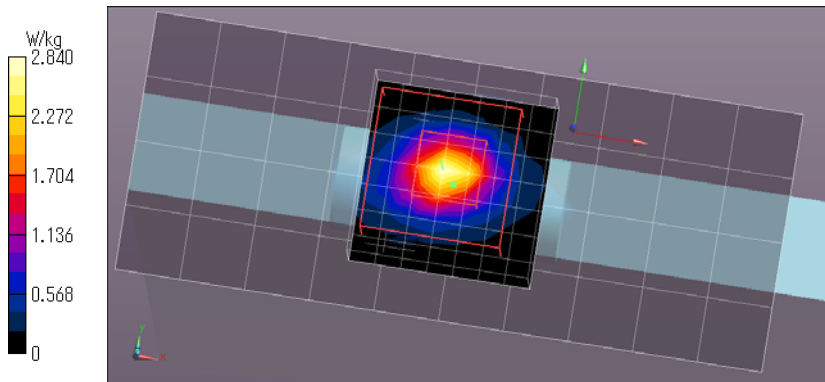
Area Scan:100x40,stp10 (11x5x1): Measurement grid: dx=10mm, dy=10mm; Maximum value of SAR (measured) = 1.99 W/kg

Area Scan:100x40,stp10 (101x41x1): Interpolated grid: dx=1.000 mm, dy=1.000 mm; Maximum value of SAR (interpolated) = 2.14 W/kg

Zoom:28x28x24,xy4-z1.4(ratio) (8x8x7)/Cube 0: Measurement grid: dx=4mm, dy=4mm, dz=1.4mm;

Reference Value = 25.43 V/m; Power Drift = 0.04 dB; Maximum value of SAR (measured) = 2.84 W/kg; Peak SAR (extrapolated) = 5.28 W/kg

SAR(1 g) = 0.885 W/kg; SAR(10 g) = 0.180 W/kg



Remarks: * Date tested: 2016/08/02; Tested by: Hiroshi Naka; Tested place: No.7 shielded room,
* liquid depth: 153 mm; Position: distance of EUT to phantom: 0 mm (2 mm to liquid); ambient: 24 ± 1 deg.C. / 50 ± 10 %RH,
* liquid temperature: 22.8(start)/22.8(end)/22.8(in check) deg.C.; * White cubic: zoom scan area, Red cubic: big=SAR(10g)/small=SAR(1g)

Plot 7-10: (Head) Antenna Main; Long side-main & touch, 11n(40HT) (MCS0), 5510 MHz

EUT: SKR3000; Type: P-61; Serial: A8CE-S002

Mode: n40(MCS0,BPSK/OFDM)(UID 0, Frame Length in ms: 0; PAR: 0; PMF: 1); Frequency: 5510 MHz; Crest Factor: 1.0

Medium: HSL5GHz(1608); Medium parameters used: $f = 5510$ MHz; $\sigma = 4.768$ S/m; $\epsilon_r = 35.62$; $\rho = 1000$ kg/m³

Measurement Standard: DASY5 (IEEE/IEC/ANSI C63.19-2007)

DASY Configuration: -Probe: EX3DV4 - SN3907; ConvF(4.33, 4.33, 4.33); Calibrated: 2016/05/12; -DASY52 52.8.8(1222); SEMCAD X 14.6.10(7331)
-Sensor-Surface: 1.4mm (Mechanical Surface Detection), z = 1.0, 25.0 -Electronics: DAE4 Sn626; Calibrated: 2015/09/15
-Phantom: ELI v4.0; Type: QDOVA001BA; Serial: 1059; Phantom section: Flat Section

head,w56,ant-main(chain0),0803/5g31&w56h8,ch;ant0,side&d0,n40(m0,p11),h5510/

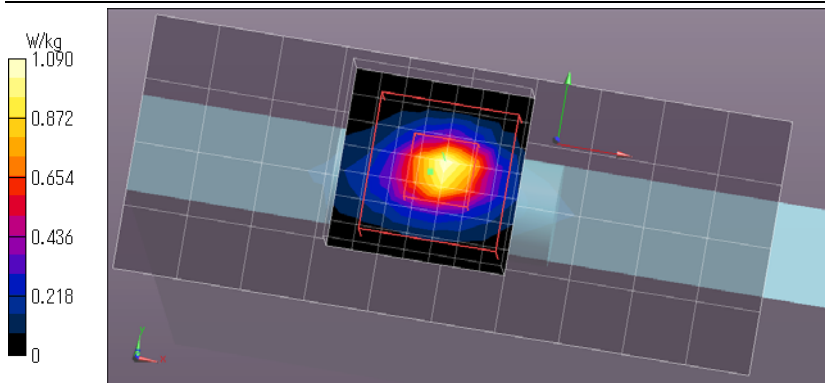
Area Scan:100x40,stp10 (11x5x1): Measurement grid: dx=10mm, dy=10mm; Maximum value of SAR (measured) = 0.662 W/kg

Area Scan:100x40,stp10 (101x41x1): Interpolated grid: dx=1.000 mm, dy=1.000 mm; Maximum value of SAR (interpolated) = 1.52 W/kg

Zoom:28x28x24,xy4-z1.4(ratio) (8x8x7)/Cube 0: Measurement grid: dx=4mm, dy=4mm, dz=1.4mm;

Reference Value = 16.47 V/m; Power Drift = -0.09 dB; Maximum value of SAR (measured) = 1.09 W/kg; Peak SAR (extrapolated) = 2.14 W/kg

SAR(1 g) = 0.368 W/kg; SAR(10 g) = 0.073 W/kg



Remarks: * Date tested: 2016/08/03; Tested by: Hiroshi Naka; Tested place: No.7 shielded room,
* liquid depth: 153 mm; Position: distance of EUT to phantom: 0 mm (2 mm to liquid); ambient: 24 ± 1 deg.C. / 50 ± 10 %RH,
* liquid temperature: 22.7(start)/22.7(end)/22.8(in check) deg.C.; * White cubic: zoom scan area, Red cubic: big=SAR(10g)/small=SAR(1g)

Appendix 2-2: SAR measurement data / SAR test data plot of other test conditions / Step 7: W56 band (Head) (cont'd)

Plot 7-11: (Head) Antenna Sub; Short side-sub & touch, 11n(40HT) (MCS0), 5590 MHz

EUT: SKR3000; Type: P-61; Serial: A8CE-S002

Mode: n40(MCS0,BPSK/OFDM)(UID 0, Frame Length in ms: 0; PAR: 0; PMF: 1); **Frequency: 5590 MHz; Crest Factor: 1.0**

Medium: HSL5GHz(1608); Medium parameters used: $f = 5590$ MHz; $\sigma = 4.849$ S/m; $\epsilon_r = 35.53$; $\rho = 1000$ kg/m³

Measurement Standard: DASYS5 (IEEE/IEC/ANSI C63.19-2007)

DASY Configuration: -Probe: EX3DV4 - SN3907; ConvF(4.33, 4.33, 4.33); Calibrated: 2016/05/12; -DASY52 52.8.8(1222); SEMCAD X 14.6.10(7331)
-Sensor-Surface: 1.4mm (Mechanical Surface Detection), z = 1.0, 25.0 -Electronics: DAE4 Sn626; Calibrated: 2015/09/15
-Phantom: ELI v4.0; Type: QDOVA001BA; Serial: 1059; Phantom section: Flat Section

head,w56,ant-sub(chain1)/5g42w56h19,ant1,side&d0,n40(m0,p12),h5590/

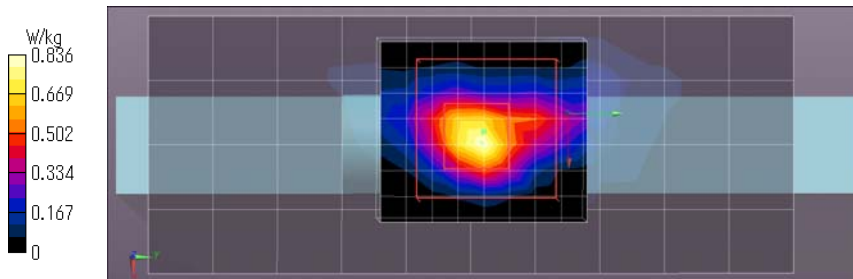
Area Scan:40x100,stp10 (5x11x1): Measurement grid: dx=10mm, dy=10mm; Maximum value of SAR (measured) = 0.825 W/kg

Area Scan:40x100,stp10 (41x101x1): Interpolated grid: dx=1.000 mm, dy=1.000 mm; Maximum value of SAR (interpolated) = 1.14 W/kg

Zoom:28x28x24,xy4-z1.4(ratio) (8x9x7)/Cube 0: Measurement grid: dx=4mm, dy=4mm, dz=1.4mm;

Reference Value = 14.60 V/m; Power Drift = -0.05 dB; Maximum value of SAR (measured) = 0.836 W/kg; Peak SAR (extrapolated) = 2.01 W/kg

SAR(1 g) = 0.291 W/kg; SAR(10 g) = 0.066 W/kg



Remarks: * Date tested: 2016/08/03; Tested by: Hiroshi Naka; Tested place: No.7 shielded room,
* liquid depth: 153 mm; Position: distance of EUT to phantom: 0 mm (2 mm to liquid); ambient: 24 ± 1 deg.C. / 50 ± 10 %RH,
* liquid temperature: 22.8(start)/22.8(end)/22.8(in check) deg.C.; * White cubic: zoom scan area, Red cubic: big=SAR(10g)/small=SAR(1g)

Plot 7-12: (Head) Antenna Sub; Short side-sub & touch, 11n(40HT) (MCS0), 5670 MHz

EUT: SKR3000; Type: P-61; Serial: A8CE-S002

Mode: n40(MCS0,BPSK/OFDM)(UID 0, Frame Length in ms: 0; PAR: 0; PMF: 1); **Frequency: 5670 MHz; Crest Factor: 1.0**

Medium: HSL5GHz(1608); Medium parameters used: $f = 5670$ MHz; $\sigma = 4.916$ S/m; $\epsilon_r = 35.52$; $\rho = 1000$ kg/m³

Measurement Standard: DASYS5 (IEEE/IEC/ANSI C63.19-2007)

DASY Configuration: -Probe: EX3DV4 - SN3907; ConvF(4.33, 4.33, 4.33); Calibrated: 2016/05/12; -Electronics: DAE4 Sn626; Calibrated: 2015/09/15
-Sensor-Surface: 1.4mm (Mechanical Surface Detection (Locations From Previous Scan Used)), Sensor-Surface: 1.4mm (Mechanical Surface Detection), z = 1.0, 25.0
-Phantom: ELI v4.0; Type: QDOVA001BA; Serial: 1059; Phantom section: Flat Section -DASY52 52.8.8(1222); SEMCAD X 14.6.10(7331)

head,w56,ant-sub(chain1)/5g43w56h20,ant1,side&d0,n40(m0,p12),h5670/

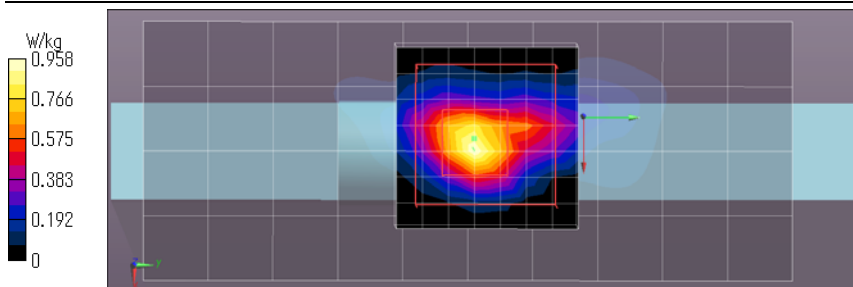
Area Scan:40x100,stp10 (5x11x1): Measurement grid: dx=10mm, dy=10mm; Maximum value of SAR (measured) = 0.945 W/kg

Area Scan:40x100,stp10 (41x101x1): Interpolated grid: dx=1.000 mm, dy=1.000 mm; Maximum value of SAR (interpolated) = 1.08 W/kg

Zoom:28x28x24,xy4-z1.4(ratio) (8x8x7)/Cube 0: Measurement grid: dx=4mm, dy=4mm, dz=1.4mm;

Reference Value = 16.04 V/m; Power Drift = -0.05 dB; Maximum value of SAR (measured) = 0.958 W/kg; Peak SAR (extrapolated) = 1.68 W/kg

SAR(1 g) = 0.329 W/kg; SAR(10 g) = 0.076 W/kg



Remarks: * Date tested: 2016/08/03; Tested by: Hiroshi Naka; Tested place: No.7 shielded room,
* liquid depth: 153 mm; Position: distance of EUT to phantom: 0 mm (2 mm to liquid); ambient: 24 ± 1 deg.C. / 50 ± 10 %RH,
* liquid temperature: 22.8(start)/22.8(end)/22.8(in check) deg.C.; * White cubic: zoom scan area, Red cubic: big=SAR(10g)/small=SAR(1g)

Appendix 2-2: SAR measurement data / SAR test data plot of other test conditions / Step 7: W56 band (Head) (cont'd)

Plot 7-13: (Head) Antenna Sub; Short side-sub & touch, 11n(40HT) (MCS0), 5510 MHz

EUT: SKR3000; Type: P-61; Serial: A8CE-S002

Mode: n40(MCS0,BPSK/OFDM)(UID 0, Frame Length in ms: 0; PAR: 0; PMF: 1); **Frequency: 5510 MHz; Crest Factor: 1.0**

Medium: HSL5GHz(1608); Medium parameters used: $f = 5510$ MHz; $\sigma = 4.768$ S/m; $\epsilon_r = 35.62$; $\rho = 1000$ kg/m³

Measurement Standard: DASY5 (IEEE/IEC/ANSI C63.19-2007)

DASY Configuration: -Probe: EX3DV4 - SN3907; ConvF(4.33, 4.33, 4.33); Calibrated: 2016/05/12; -Electronics: DAE4 Sn626; Calibrated: 2015/09/15
-Sensor-Surface: 1.4mm (Mechanical Surface Detection (Locations From Previous Scan Used)), Sensor-Surface: 1.4mm (Mechanical Surface Detection), z = 1.0, 25.0
-Phantom: ELI v4.0; Type: QDOVA001BA; Serial: 1059; Phantom section: Flat Section -DASY52 52.8.8(1222); SEMCAD X 14.6.10(7331)

head,w56,ant-sub(chain1)5g44w56h21,ant1,side&d0,n40(m0,p11),h5510/

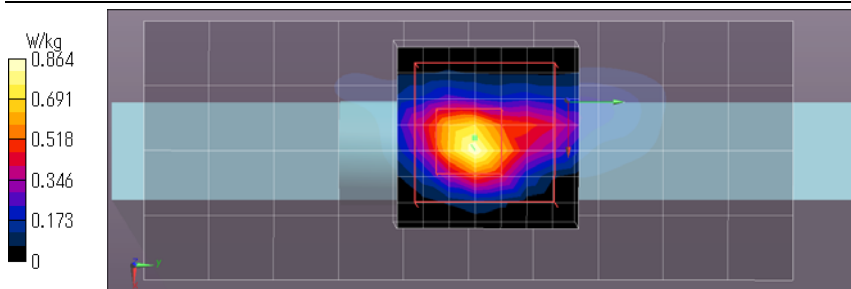
Area Scan:40x100,stp10 (5x11x1): Measurement grid: dx=10mm, dy=10mm; Maximum value of SAR (measured) = 0.840 W/kg

Area Scan:40x100,stp10 (41x101x1): Interpolated grid: dx=1.000 mm, dy=1.000 mm; Maximum value of SAR (interpolated) = 0.945 W/kg

Zoom:28x28x24,xy4-z1.4(ratio) (8x8x7)/Cube 0: Measurement grid: dx=4mm, dy=4mm, dz=1.4mm;

Reference Value = 15.14 V/m; Power Drift = -0.04 dB; Maximum value of SAR (measured) = 0.864 W/kg; Peak SAR (extrapolated) = 1.45 W/kg

SAR(1 g) = 0.300 W/kg; SAR(10 g) = 0.068 W/kg



Remarks: * Date tested: 2016/08/03; Tested by: Hiroshi Naka; Tested place: No.7 shielded room,
* liquid depth: 153 mm; Position: distance of EUT to phantom: 0 mm (2 mm to liquid); ambient: 24 ± 1 deg.C. / 50 ± 10 %RH,
* liquid temperature: 22.8(start)/22.8(end)/22.8(in check) deg.C.; * White cubic: zoom scan area, Red cubic: big=SAR(10g)/small=SAR(1g)

Plot 7-14: (Head) Antenna Main; Long side-main & touch, 11a (6Mbps), 5600MHz

EUT: SKR3000; Type: P-61; Serial: A8CE-S002

Mode: 11a(6Mbps,BPSK/OFDM)(UID 0, Frame Length in ms: 0; PAR: 0; PMF: 1); **Frequency: 5600 MHz; Crest Factor: 1.0**

Medium: HSL5GHz(1608); Medium parameters used: $f = 5600$ MHz; $\sigma = 4.832$ S/m; $\epsilon_r = 35.67$; $\rho = 1000$ kg/m³

Measurement Standard: DASY5 (IEEE/IEC/ANSI C63.19-2007)

DASY Configuration: -Probe: EX3DV4 - SN3907; ConvF(4.33, 4.33, 4.33); Calibrated: 2016/05/12; -Electronics: DAE4 Sn626; Calibrated: 2015/09/15
-Sensor-Surface: 1.4mm (Mechanical Surface Detection (Locations From Previous Scan Used)), Sensor-Surface: 1.4mm (Mechanical Surface Detection), z = 1.0, 25.0
-Phantom: ELI v4.0; Type: QDOVA001BA; Serial: 1059; Phantom section: Flat Section -DASY52 52.8.8(1222); SEMCAD X 14.6.10(7331)

head,w56,ant-main(chain0),0803/5g32&w56h9,mode2,ant0,side&d0,a(6m,p12),h5600/

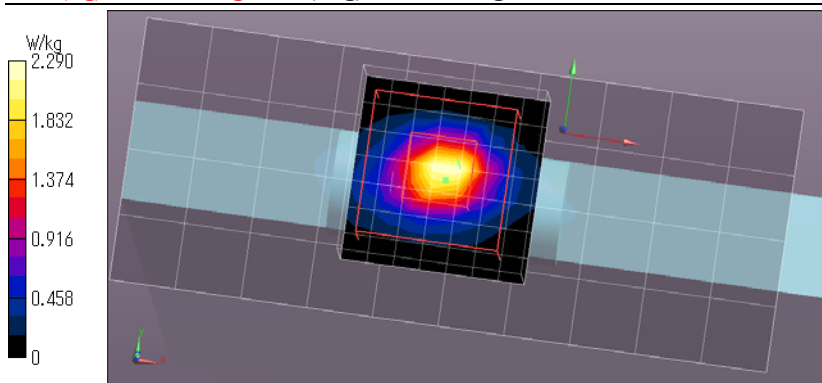
Area Scan:100x40,stp10 (11x5x1): Measurement grid: dx=10mm, dy=10mm; Maximum value of SAR (measured) = 1.52 W/kg

Area Scan:100x40,stp10 (101x41x1): Interpolated grid: dx=1.000 mm, dy=1.000 mm; Maximum value of SAR (interpolated) = 1.76 W/kg

Zoom:28x28x24,xy4-z1.4(ratio) (8x8x7)/Cube 0: Measurement grid: dx=4mm, dy=4mm, dz=1.4mm;

Reference Value = 25.04 V/m; Power Drift = -0.13 dB; Maximum value of SAR (measured) = 2.29 W/kg; Peak SAR (extrapolated) = 4.63 W/kg

SAR(1 g) = 0.777 W/kg; SAR(10 g) = 0.159 W/kg



Remarks: * Date tested: 2016/08/03; Tested by: Hiroshi Naka; Tested place: No.7 shielded room,
* liquid depth: 153 mm; Position: distance of EUT to phantom: 0 mm (2 mm to liquid); ambient: 24 ± 1 deg.C. / 50 ± 10 %RH,
* liquid temperature: 22.6(start)/22.7(end)/22.8(in check) deg.C.; * White cubic: zoom scan area, Red cubic: big=SAR(10g)/small=SAR(1g)

Appendix 2-2: SAR measurement data / SAR test data plot of other test conditions / Step 7: W56 band (Head) (cont'd)

Plot 7-15: (Head) Antenna Main; Long side-main & touch, 11a (6Mbps), 5500MHz

EUT: SKR3000; Type: P-61; Serial: A8CE-S002

Mode: 11a(6Mbps,BPSK/OFDM)(UID 0, Frame Length in ms: 0; PAR: 0; PMF: 1); Frequency: 5500 MHz; Crest Factor: 1.0

Medium: HSL5GHz(1608); Medium parameters used: $f = 5500$ MHz; $\sigma = 4.74$ S/m; $\epsilon_r = 35.74$; $\rho = 1000$ kg/m³

Measurement Standard: DASY5 (IEEE/IEC/ANSI C63.19-2007)

DASY Configuration: -Probe: EX3DV4 - SN3907; ConvF(4.33, 4.33, 4.33); Calibrated: 2016/05/12; -Electronics: DAE4 Sn626; Calibrated: 2015/09/15
-Sensor-Surface: 1.4mm (Mechanical Surface Detection (Locations From Previous Scan Used)), Sensor-Surface: 1.4mm (Mechanical Surface Detection), z = 1.0, 25.0
-Phantom: ELI v4.0; Type: QDOVA001BA; Serial: 1059; Phantom section: Flat Section -DASY52 52.8.8(1222); SEMCAD X 14.6.10(7331)

head,w56,ant-main(chain0),0803/5g36&w56h13,mode2/ch;ant0,side&d0,a(6m,p12),h5500/

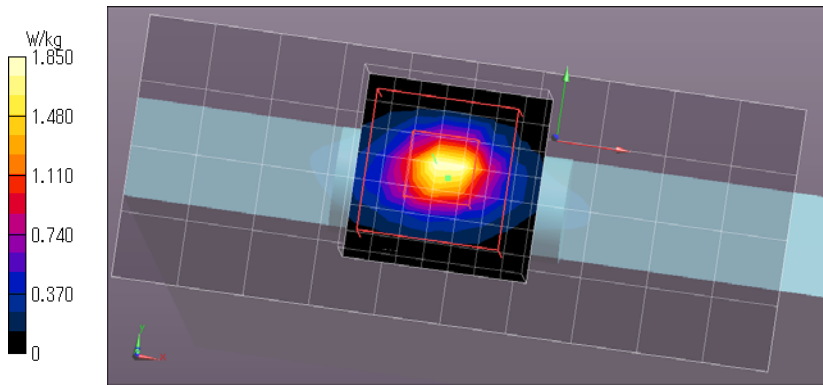
Area Scan:100x40,stp10 (11x5x1): Measurement grid: dx=10mm, dy=10mm; Maximum value of SAR (measured) = 1.15 W/kg

Area Scan:100x40,stp10 (101x41x1): Interpolated grid: dx=1.000 mm, dy=1.000 mm; Maximum value of SAR (interpolated) = 1.32 W/kg

Zoom:28x28x24,xy4-z1.4(ratio) (8x8x7)/Cube 0: Measurement grid: dx=4mm, dy=4mm, dz=1.4mm;

Reference Value = 22.38 V/m; Power Drift = -0.00 dB; Maximum value of SAR (measured) = 1.85 W/kg; Peak SAR (extrapolated) = 3.57 W/kg

SAR(1 g) = 0.625 W/kg; SAR(10 g) = 0.128 W/kg



Remarks: * Date tested: 2016/08/03; Tested by: Hiroshi Naka; Tested place: No.7 shielded room,
* liquid depth: 153 mm; Position: distance of EUT to phantom: 0 mm (2 mm to liquid); ambient: 24 ± 1 deg.C. / 50 ± 10 %RH,
* liquid temperature: 22.7(start)/22.8(end)/22.8(in check) deg.C.; * White cubic: zoom scan area, Red cubic: big=SAR(10g)/small=SAR(1g)

Plot 7-16: (Head) Antenna Main; Long side-main & touch, 11a (6Mbps), 5700MHz

EUT: SKR3000; Type: P-61; Serial: A8CE-S002

Mode: 11a(6Mbps,BPSK/OFDM)(UID 0, Frame Length in ms: 0; PAR: 0; PMF: 1); Frequency: 5700 MHz; Crest Factor: 1.0

Medium: HSL5GHz(1608); Medium parameters used: $f = 5700$ MHz; $\sigma = 4.957$ S/m; $\epsilon_r = 35.35$; $\rho = 1000$ kg/m³

Measurement Standard: DASY5 (IEEE/IEC/ANSI C63.19-2007)

DASY Configuration: -Probe: EX3DV4 - SN3907; ConvF(4.33, 4.33, 4.33); Calibrated: 2016/05/12; -Electronics: DAE4 Sn626; Calibrated: 2015/09/15
-Sensor-Surface: 1.4mm (Mechanical Surface Detection (Locations From Previous Scan Used)), 1.4mm (Mechanical Surface Detection), z = 1.0, 25.0, 156.0
-Phantom: ELI v4.0; Type: QDOVA001BA; Serial: 1059; Phantom section: Flat Section -DASY52 52.8.8(1222); SEMCAD X 14.6.10(7331)

head,w56,ant-main(chain0),0803/5g34&w56h11,mode2/ch;ant0,side&d0,a(6m,p12),h5700/


Area Scan:100x40,stp10 (11x5x1): Measurement grid: dx=10mm, dy=10mm; Maximum value of SAR (measured) = 1.81 W/kg

Area Scan:100x40,stp10 (101x41x1): Interpolated grid: dx=1.000 mm, dy=1.000 mm; Maximum value of SAR (interpolated) = 1.96 W/kg

Zoom:28x28x24,xy4-z1.4(ratio) (8x8x7)/Cube 0: Measurement grid: dx=4mm, dy=4mm, dz=1.4mm;

Reference Value = 25.09 V/m; Power Drift = 0.01 dB; Maximum value of SAR (measured) = 2.98 W/kg; Peak SAR (extrapolated) = 5.58 W/kg

SAR(1 g) = 0.919 W/kg; SAR(10 g) = 0.185 W/kg



Remarks: * Date tested: 2016/08/03; Tested by: Hiroshi Naka; Tested place: No.7 shielded room,
* liquid depth: 153 mm; Position: distance of EUT to phantom: 0 mm (2 mm to liquid); ambient: 24 ± 1 deg.C. / 50 ± 10 %RH,
* liquid temperature: 22.7(start)/22.7(end)/22.8(in check) deg.C.; * White cubic: zoom scan area, Red cubic: big=SAR(10g)/small=SAR(1g)

UL Japan, Inc.

Shonan EMC Lab.

1-22-3 Megumigaoka, Hiratsuka-shi, Kanagawa-ken, 259-1220 JAPAN
Telephone: +81 463 50 6400 / Facsimile: +81 463 50 6401

Appendix 2-2: SAR measurement data / SAR test data plot of other test conditions / Step 7: W56 band (Head) (cont'd)

Plot 7-17: (Head) Antenna Main; Long side-main & touch, 11a (6Mbps), 5580MHz

EUT: SKR3000; Type: P-61; Serial: A8CE-S002

Mode: 11a(6Mbps,BPSK/OFDM)(UID 0, Frame Length in ms: 0; PAR: 0; PMF: 1); Frequency: 5580 MHz; Crest Factor: 1.0

Medium: HSL5GHz(1608); Medium parameters used: $f = 5580$ MHz; $\sigma = 4.83$ S/m; $\epsilon_r = 35.62$; $\rho = 1000$ kg/m³

Measurement Standard: DASY5 (IEEE/IEC/ANSI C63.19-2007)

DASY Configuration: -Probe: EX3DV4 - SN3907; ConvF(4.33, 4.33, 4.33); Calibrated: 2016/05/12; -Electronics: DAE4 Sn626; Calibrated: 2015/09/15
-Sensor-Surface: 1.4mm (Mechanical Surface Detection (Locations From Previous Scan Used)), Sensor-Surface: 1.4mm (Mechanical Surface Detection), z = 1.0, 25.0
-Phantom: ELI v4.0; Type: QDOVA001BA; Serial: 1059; Phantom section: Flat Section -DASY52 52.8.8(1222); SEMCAD X 14.6.10(7331)

head,w56,ant-main(chain0),0803/5g38&w56h15,mode2/ch;ant0,side&d0,a(6m,p12),h5580/

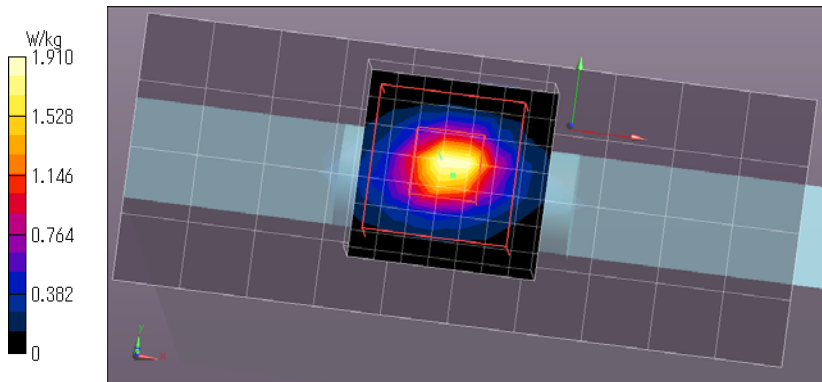
Area Scan:100x40,stp10 (11x5x1): Measurement grid: dx=10mm, dy=10mm; Maximum value of SAR (measured) = 1.18 W/kg

Area Scan:100x40,stp10 (101x41x1): Interpolated grid: dx=1.000 mm, dy=1.000 mm; Maximum value of SAR (interpolated) = 1.38 W/kg

Zoom:28x28x24,xy4-z1.4(ratio) (8x8x7)/Cube 0: Measurement grid: dx=4mm, dy=4mm, dz=1.4mm;

Reference Value = 22.86 V/m; Power Drift = -0.01 dB; Maximum value of SAR (measured) = 1.91 W/kg; Peak SAR (extrapolated) = 3.77 W/kg

SAR(1 g) = 0.641 W/kg; SAR(10 g) = 0.129 W/kg



Remarks: * Date tested: 2016/08/03; Tested by: Hiroshi Naka; Tested place: No.7 shielded room,
* liquid depth: 153 mm; Position: distance of EUT to phantom: 0 mm (2 mm to liquid); ambient: 24 ± 1 deg.C. / 50 ± 10 %RH,
* liquid temperature: 22.8(start)/22.8(end)/22.8(in check) deg.C.; * White cubic: zoom scan area, Red cubic: big=SAR(10g) /small=SAR(1g)

Plot 7-18: (Head) Antenna Sub; Short side-sub & touch, 11a (6Mbps), 5500MHz

EUT: SKR3000; Type: P-61; Serial: A8CE-S002

Mode: 11a(6Mbps,BPSK/OFDM)(UID 0, Frame Length in ms: 0; PAR: 0; PMF: 1); Frequency: 5500 MHz; Crest Factor: 1.0

Medium: HSL5GHz(1608); Medium parameters used: $f = 5500$ MHz; $\sigma = 4.74$ S/m; $\epsilon_r = 35.74$; $\rho = 1000$ kg/m³

Measurement Standard: DASY5 (IEEE/IEC/ANSI C63.19-2007)

DASY Configuration: -Probe: EX3DV4 - SN3907; ConvF(4.33, 4.33, 4.33); Calibrated: 2016/05/12; -Electronics: DAE4 Sn626; Calibrated: 2015/09/15
-Sensor-Surface: 1.4mm (Mechanical Surface Detection (Locations From Previous Scan Used)), Sensor-Surface: 1.4mm (Mechanical Surface Detection), z = 1.0, 25.0
-Phantom: ELI v4.0; Type: QDOVA001BA; Serial: 1059; Phantom section: Flat Section -DASY52 52.8.8(1222); SEMCAD X 14.6.10(7331)

head,w56,ant-sub(chain1),5g48w56h25,mode2/ch;ant1,side&d0,a(6m,p12),h5500/

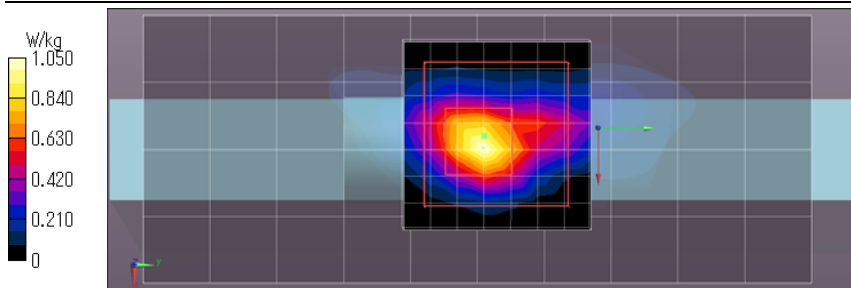
Area Scan:40x100,stp10 (5x11x1): Measurement grid: dx=10mm, dy=10mm; Maximum value of SAR (measured) = 1.04 W/kg

Area Scan:40x100,stp10 (41x101x1): Interpolated grid: dx=1.000 mm, dy=1.000 mm; Maximum value of SAR (interpolated) = 1.16 W/kg

Zoom:28x28x24,xy4-z1.4(ratio) (8x8x7)/Cube 0: Measurement grid: dx=4mm, dy=4mm, dz=1.4mm;

Reference Value = 16.51 V/m; Power Drift = -0.03 dB; Maximum value of SAR (measured) = 1.05 W/kg; Peak SAR (extrapolated) = 1.78 W/kg

SAR(1 g) = 0.362 W/kg; SAR(10 g) = 0.083 W/kg



Remarks: * Date tested: 2016/08/03; Tested by: Hiroshi Naka; Tested place: No.7 shielded room,
* liquid depth: 153 mm; Position: distance of EUT to phantom: 0 mm (2 mm to liquid); ambient: 24 ± 1 deg.C. / 50 ± 10 %RH,
* liquid temperature: 22.8(start)/22.8(end)/22.8(in check) deg.C.; * White cubic: zoom scan area, Red cubic: big=SAR(10g) /small=SAR(1g)

Appendix 2-2: SAR measurement data / SAR test data plot of other test conditions / Step 7: W56 band (Head)(cont'd)

Plot 7-19: (Head) Antenna Sub; Short side-sub & touch, 11a (6Mbps), 5580MHz

EUT: SKR3000; Type: P-61; Serial: A8CE-S002

Mode: 11a(6Mbps,BPSK/OFDM)(UID 0, Frame Length in ms: 0; PAR: 0; PMF: 1); Frequency: 5580 MHz; Crest Factor: 1.0

Medium: HSL5GHz(1608); Medium parameters used: $f = 5580$ MHz; $\sigma = 4.83$ S/m; $\epsilon_r = 35.62$; $\rho = 1000$ kg/m³

Measurement Standard: DASYS (IEEE/IEC/ANSI C63.19-2007)

DASY Configuration: -Probe: EX3DV4 - SN3907; ConvF(4.33, 4.33, 4.33); Calibrated: 2016/05/12; -Electronics: DAE4 Sn626; Calibrated: 2015/09/15
-Sensor-Surface: 1.4mm (Mechanical Surface Detection (Locations From Previous Scan Used)), Sensor-Surface: 1.4mm (Mechanical Surface Detection), z = 1.0, 25.0
-Phantom: ELI v4.0; Type: QDOVA001BA; Serial: 1059; Phantom section: Flat Section -DASY52 52.8.8(1222); SEMCAD X 14.6.10(7331)

head,w56,ant-sub(chain1)/5g49w56h26,mode2/ch;ant1,side&d0,a(6m,p12),h5580/

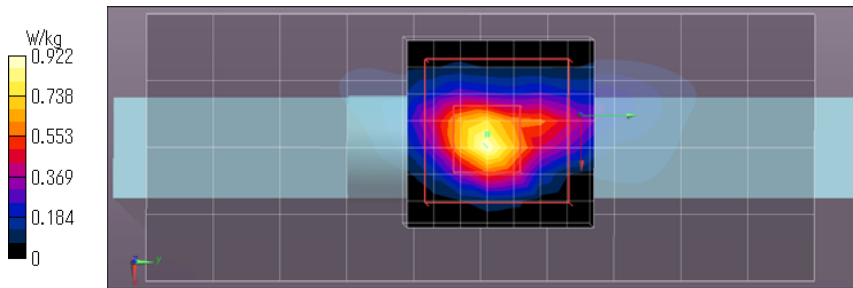
Area Scan:40x100,stp10 (5x11x1): Measurement grid: dx=10mm, dy=10mm; Maximum value of SAR (measured) = 0.915 W/kg

Area Scan:40x100,stp10 (41x101x1): Interpolated grid: dx=1.000 mm, dy=1.000 mm; Maximum value of SAR (interpolated) = 1.03 W/kg

Zoom:28x28x24,xy4-z1.4(ratio) (8x8x7)/Cube 0: Measurement grid: dx=4mm, dy=4mm, dz=1.4mm;

Reference Value = 15.65 V/m; Power Drift = -0.04 dB; Maximum value of SAR (measured) = 0.922 W/kg; Peak SAR (extrapolated) = 1.58 W/kg

SAR(1 g) = 0.320 W/kg; SAR(10 g) = 0.074 W/kg



Remarks: * Date tested: 2016/08/03; Tested by: Hiroshi Naka; Tested place: No.7 shielded room,
* liquid depth: 153 mm; Position: distance of EUT to phantom: 0 mm (2 mm to liquid); ambient: 24 ± 1 deg.C. / 50 ± 10 %RH,
* liquid temperature: 22.8(start)/22.8(end)/22.8(in check) deg.C.; * White cubic: zoom scan area, Red cubic: big=SAR(10g)/small=SAR(1g)

Plot 7-20: (Head) Antenna Sub; Short side-sub & touch, 11a (6Mbps), 5700MHz

EUT: SKR3000; Type: P-61; Serial: A8CE-S002

Mode: 11a(6Mbps,BPSK/OFDM)(UID 0, Frame Length in ms: 0; PAR: 0; PMF: 1); Frequency: 5700 MHz; Crest Factor: 1.0

Medium: HSL5GHz(1608); Medium parameters used: $f = 5700$ MHz; $\sigma = 4.957$ S/m; $\epsilon_r = 35.35$; $\rho = 1000$ kg/m³

Measurement Standard: DASYS (IEEE/IEC/ANSI C63.19-2007)

DASY Configuration: -Probe: EX3DV4 - SN3907; ConvF(4.33, 4.33, 4.33); Calibrated: 2016/05/12; -Electronics: DAE4 Sn626; Calibrated: 2015/09/15
-Sensor-Surface: 1.4mm (Mechanical Surface Detection (Locations From Previous Scan Used)), Sensor-Surface: 1.4mm (Mechanical Surface Detection), z = 1.0, 25.0
-Phantom: ELI v4.0; Type: QDOVA001BA; Serial: 1059; Phantom section: Flat Section -DASY52 52.8.8(1222); SEMCAD X 14.6.10(7331)

head,w56,ant-sub(chain1)/5g47w56h24,mode2/ch;ant1,side&d0,a(6m,p12),h5700/

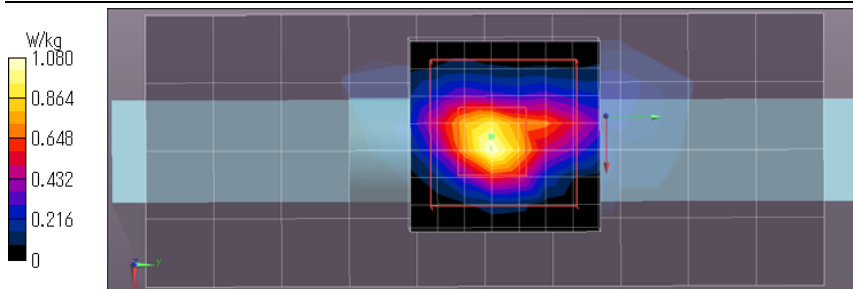
Area Scan:40x100,stp10 (5x11x1): Measurement grid: dx=10mm, dy=10mm; Maximum value of SAR (measured) = 1.06 W/kg

Area Scan:40x100,stp10 (41x101x1): Interpolated grid: dx=1.000 mm, dy=1.000 mm; Maximum value of SAR (interpolated) = 1.22 W/kg

Zoom:28x28x24,xy4-z1.4(ratio) (8x8x7)/Cube 0: Measurement grid: dx=4mm, dy=4mm, dz=1.4mm;

Reference Value = 16.87 V/m; Power Drift = -0.03 dB; Maximum value of SAR (measured) = 1.08 W/kg; Peak SAR (extrapolated) = 1.95 W/kg

SAR(1 g) = 0.369 W/kg; SAR(10 g) = 0.085 W/kg



Remarks: * Date tested: 2016/08/03; Tested by: Hiroshi Naka; Tested place: No.7 shielded room,
* liquid depth: 153 mm; Position: distance of EUT to phantom: 0 mm (2 mm to liquid); ambient: 24 ± 1 deg.C. / 50 ± 10 %RH,
* liquid temperature: 22.8(start)/22.8(end)/22.8(in check) deg.C.; * White cubic: zoom scan area, Red cubic: big=SAR(10g)/small=SAR(1g)

Appendix 2-2: SAR measurement data / SAR test data plot of other test conditions / Step 7: W56 band (Head)(cont'd)

Plot 7-21: (Head) Antenna Main; Long side-main & touch, 11n(20HT)(MCS0), 5600MHz

EUT: SKR3000; Type: P-61; Serial: A8CE-S002

Mode: n20(MCS0,BPSK/OFDM)(UID 0, Frame Length in ms: 0; PAR: 0; PMF: 1); Frequency: 5600 MHz; Crest Factor: 1.0

Medium: HSL5GHz(1608); Medium parameters used: $f = 5600$ MHz; $\sigma = 4.832$ S/m; $\epsilon_r = 35.67$; $\rho = 1000$ kg/m³

Measurement Standard: DASYS5 (IEEE/IEC/ANSI C63.19-2007)

DASY Configuration: -Probe: EX3DV4 - SN3907; ConvF(4.33, 4.33, 4.33); Calibrated: 2016/05/12; -Electronics: DAE4 Sn626; Calibrated: 2015/09/15
-Sensor-Surface: 1.4mm (Mechanical Surface Detection (Locations From Previous Scan Used)), Sensor-Surface: 1.4mm (Mechanical Surface Detection), z = 1.0, 25.0
-Phantom: ELI v4.0; Type: QDOVA001BA; Serial: 1059; Phantom section: Flat Section -DASY52 52.8.8(1222); SEMCAD X 14.6.10(7331)

head,w56,ant-main(chain0),0803/5g33&w56h10,mode3;ant0,side&d0,n20(m0,p12),h5600/

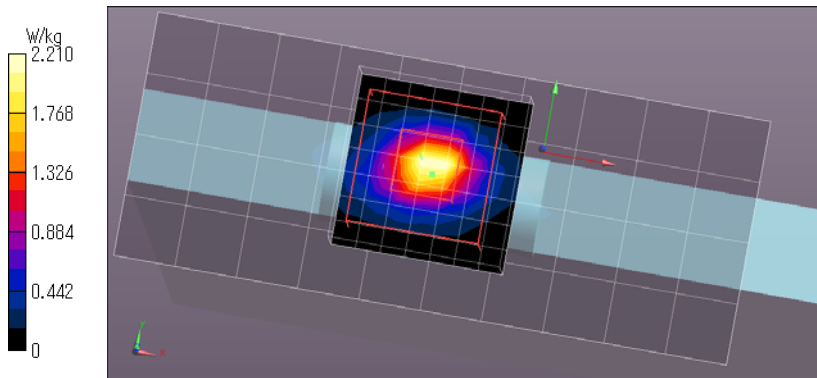
Area Scan:100x40,stp10 (11x5x1): Measurement grid: dx=10mm, dy=10mm; Maximum value of SAR (measured) = 1.43 W/kg

Area Scan:100x40,stp10 (101x41x1): Interpolated grid: dx=1.000 mm, dy=1.000 mm; Maximum value of SAR (interpolated) = 1.67 W/kg

Zoom:28x28x24,xy4-z1.4(ratio) (8x8x7)/Cube 0: Measurement grid: dx=4mm, dy=4mm, dz=1.4mm;

Reference Value = 24.51 V/m; Power Drift = -0.05 dB; Maximum value of SAR (measured) = 2.21 W/kg; Peak SAR (extrapolated) = 4.47 W/kg

SAR(1 g) = 0.746 W/kg; SAR(10 g) = 0.151 W/kg



Remarks: * Date tested: 2016/08/03; Tested by: Hiroshi Naka; Tested place: No.7 shielded room,
* liquid depth: 153 mm; Position: distance of EUT to phantom: 0 mm (2 mm to liquid); ambient: 24 ± 1 deg.C. / 50 ± 10 %RH,
* liquid temperature: 22.7(start)/22.7(end)/22.8(in check) deg.C.; * White cubic: zoom scan area, Red cubic: big=SAR(10g)/small=SAR(1g)

Plot 7-22: (Head) Antenna Main; Long side-main & touch, 11n(20HT)(MCS0), 5500MHz

EUT: SKR3000; Type: P-61; Serial: A8CE-S002

Mode: n20(MCS0,BPSK/OFDM)(UID 0, Frame Length in ms: 0; PAR: 0; PMF: 1); Frequency: 5500 MHz; Crest Factor: 1.0

Medium: HSL5GHz(1608); Medium parameters used: $f = 5500$ MHz; $\sigma = 4.74$ S/m; $\epsilon_r = 35.74$; $\rho = 1000$ kg/m³

Measurement Standard: DASYS5 (IEEE/IEC/ANSI C63.19-2007)

DASY Configuration: -Probe: EX3DV4 - SN3907; ConvF(4.33, 4.33, 4.33); Calibrated: 2016/05/12; -Electronics: DAE4 Sn626; Calibrated: 2015/09/15
-Sensor-Surface: 1.4mm (Mechanical Surface Detection (Locations From Previous Scan Used)), Sensor-Surface: 1.4mm (Mechanical Surface Detection), z = 1.0, 25.0
-Phantom: ELI v4.0; Type: QDOVA001BA; Serial: 1059; Phantom section: Flat Section -DASY52 52.8.8(1222); SEMCAD X 14.6.10(7331)

head,w56,ant-main(chain0),0803/5g37&w56h14,mode3;ch;ant0,side&d0,n20(m0,p12),h5500/

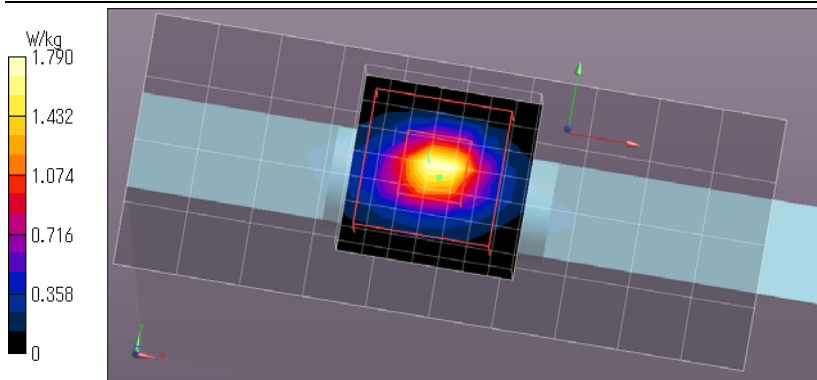
Area Scan:100x40,stp10 (11x5x1): Measurement grid: dx=10mm, dy=10mm; Maximum value of SAR (measured) = 1.10 W/kg

Area Scan:100x40,stp10 (101x41x1): Interpolated grid: dx=1.000 mm, dy=1.000 mm; Maximum value of SAR (interpolated) = 1.28 W/kg

Zoom:28x28x24,xy4-z1.4(ratio) (8x8x7)/Cube 0: Measurement grid: dx=4mm, dy=4mm, dz=1.4mm;

Reference Value = 22.16 V/m; Power Drift = -0.01 dB; Maximum value of SAR (measured) = 1.79 W/kg; Peak SAR (extrapolated) = 3.45 W/kg

SAR(1 g) = 0.599 W/kg; SAR(10 g) = 0.124 W/kg



Remarks: * Date tested: 2016/08/03; Tested by: Hiroshi Naka; Tested place: No.7 shielded room,
* liquid depth: 153 mm; Position: distance of EUT to phantom: 0 mm (2 mm to liquid); ambient: 24 ± 1 deg.C. / 50 ± 10 %RH,
* liquid temperature: 22.8(start)/22.8(end)/22.8(in check) deg.C.; * White cubic: zoom scan area, Red cubic: big=SAR(10g)/small=SAR(1g)

UL Japan, Inc.

Shonan EMC Lab.

1-22-3 Megumigaoka, Hiratsuka-shi, Kanagawa-ken, 259-1220 JAPAN
Telephone: +81 463 50 6400 / Facsimile: +81 463 50 6401

Appendix 2-2: SAR measurement data / SAR test data plot of other test conditions / Step 7: W56 band (Head) (cont'd)

Plot 7-23: (Head) Antenna Main; Long side-main & touch, 11n(20HT)(MCS0), 5580MHz

EUT: SKR3000; Type: P-61; Serial: A8CE-S002

Mode: n20(MCS0,BPSK/OFDM)(UID 0, Frame Length in ms: 0; PAR: 0; PMF: 1); Frequency: 5580 MHz; Crest Factor: 1.0

Medium: HSL5GHz(1608); Medium parameters used: $f = 5580$ MHz; $\sigma = 4.83$ S/m; $\epsilon_r = 35.62$; $\rho = 1000$ kg/m³

Measurement Standard: DASY5 (IEEE/IEC/ANSI C63.19-2007)

DASY Configuration: -Probe: EX3DV4 - SN3907; ConvF(4.33, 4.33, 4.33); Calibrated: 2016/05/12; -Electronics: DAE4 Sn626; Calibrated: 2015/09/15
-Sensor-Surface: 1.4mm (Mechanical Surface Detection (Locations From Previous Scan Used)), Sensor-Surface: 1.4mm (Mechanical Surface Detection), z = 1.0, 25.0
-Phantom: ELI v4.0; Type: QDOVA001BA; Serial: 1059; Phantom section: Flat Section -DASY52 52.8.8(1222); SEMCAD X 14.6.10(7331)

head,w56,ant-main(chain0),0803/5g39&w56h16,mode3/ch;ant0,side&d0,n20(m0,p12),h5580/

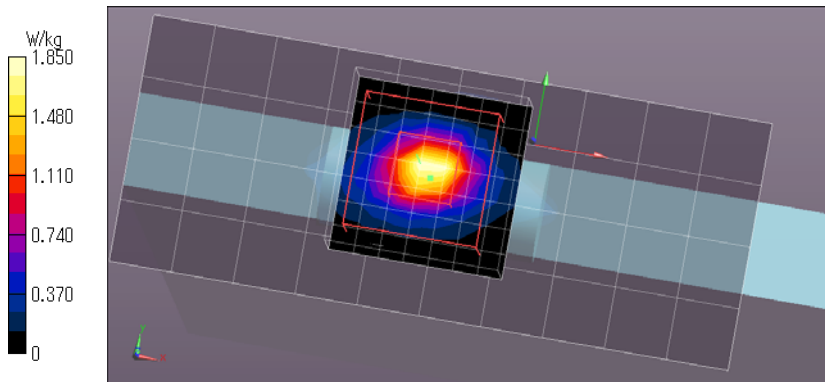
Area Scan:100x40,stp10 (11x5x1): Measurement grid: dx=10mm, dy=10mm; Maximum value of SAR (measured) = 1.14 W/kg

Area Scan:100x40,stp10 (101x41x1): Interpolated grid: dx=1.000 mm, dy=1.000 mm; Maximum value of SAR (interpolated) = 1.30 W/kg

Zoom:28x28x24,xy4-z1.4(ratio) (8x8x7)/Cube 0: Measurement grid: dx=4mm, dy=4mm, dz=1.4mm;

Reference Value = 22.29 V/m; Power Drift = -0.02 dB; Maximum value of SAR (measured) = 1.85 W/kg; Peak SAR (extrapolated) = 3.65 W/kg

SAR(1 g) = 0.623 W/kg; SAR(10 g) = 0.126 W/kg



Remarks: * Date tested: 2016/08/03; Tested by: Hiroshi Naka; Tested place: No.7 shielded room,
* liquid depth: 153 mm; Position: distance of EUT to phantom: 0 mm (2 mm to liquid); ambient: 24 ± 1 deg.C. / 50 ± 10 %RH,
* liquid temperature: 22.8(start)/22.8(end)/22.8(in check) deg.C.; * White cubic: zoom scan area, Red cubic: big=SAR(10g)/small=SAR(1g)