

### APPENDIX 3: Photographs of test setup

#### Conducted Emission




Photo 1




Photo 2

---


**UL Japan, Inc.**  
**Ise EMC Lab.**

4383-326 Asama-cho, Ise-shi, Mie-ken 516-0021 JAPAN


Telephone : +81 596 24 8999

Facsimile : +81 596 24 8124

### Radiated Spurious Emission



**Photo 1**



**Photo 2**

---


**UL Japan, Inc.**  
**Ise EMC Lab.**

4383-326 Asama-cho, Ise-shi, Mie-ken 516-0021 JAPAN

Telephone : +81 596 24 8999

Facsimile : +81 596 24 8124

**Worst Case Position**  
**Above 1GHz: Main Antenna**  
**(Horizontal: Y-axis/ Vertical:X-axis)**  
**Above 1GHz: Sub Antenna**  
**(Horizontal: Y-axis/ Vertical:Y-axis)**  
**Below 1GHz: Main & Sub Antenna**  
**(Horizontal: Z-axis\_With Cradle / Vertical: Z-axis\_With Cradle)**



**End of Report**

**UL Japan, Inc.**  
**Ise EMC Lab.**

4383-326 Asama-cho, Ise-shi, Mie-ken 516-0021 JAPAN

Telephone : +81 596 24 8999

Facsimile : +81 596 24 8124