

6dB Bandwidth

Test place UL Japan, Inc. Shonan EMC Lab. No.2 Shielded Room
Date 2010/6/3
Temperature / Humidity 24deg.C , 41%
Engineer Tatsuya Arai
Mode Tx, 11a, 24Mbps, Sub Antenna

Frequency [MHz]	6dB Bandwidth [MHz]	Limit [kHz]
5745	16.585	>500
5785	16.546	>500
5825	16.555	>500

6dB Bandwidth

11a, 24Mbps Tx, 5745MHz	
<p>Agilent</p> <p>Ref 0 dBm Atten 10 dB</p> <p>Peak Log 10 dB/</p> <p>LgAv</p> <p>M1 S2 Center 5.745 00 GHz Res BW 100 kHz Span 50 MHz VBW 300 kHz Sweep 4.8 ms (1201 pts)</p> <p>Occupied Bandwidth 16.5355 MHz</p> <p>Occ BW % Pwr 99.00 % x dB -6.00 dB</p> <p>Transmit Freq Error 14.162 kHz x dB Bandwidth 16.585 MHz</p>	
Tx, 5785MHz	
<p>Agilent</p> <p>Ref 0 dBm Atten 10 dB</p> <p>Peak Log 10 dB/</p> <p>LgAv</p> <p>M1 S2 Center 5.785 00 GHz Res BW 100 kHz Span 50 MHz VBW 300 kHz Sweep 4.8 ms (1201 pts)</p> <p>Occupied Bandwidth 16.5040 MHz</p> <p>Occ BW % Pwr 99.00 % x dB -6.00 dB</p> <p>Transmit Freq Error 728.617 Hz x dB Bandwidth 16.546 MHz</p>	
Tx, 5825MHz	
<p>Agilent</p> <p>Ref 0 dBm Atten 10 dB</p> <p>Peak Log 10 dB/</p> <p>LgAv</p> <p>M1 S2 Center 5.825 00 GHz Res BW 100 kHz Span 50 MHz VBW 300 kHz Sweep 4.8 ms (1201 pts)</p> <p>Occupied Bandwidth 16.5217 MHz</p> <p>Occ BW % Pwr 99.00 % x dB -6.00 dB</p> <p>Transmit Freq Error 178.277 Hz x dB Bandwidth 16.555 MHz</p>	

UL Japan, Inc.
Shonan EMC Lab.

1-22-3 Megumigaoka, Hiratsuka-shi, Kanagawa 259-1220 JAPAN
Telephone : +81 463 50 6400
Facsimile : +81 463 50 6401

Peak Output Power (Conducted)

Test place UL Japan, Inc. Shonan EMC Lab. No.3 Shielded Room
Date 2010/5/26
Temperature / Humidity 23deg.C. , 47%
Engineer Tatsuya Arai
Mode Tx, 11a, 24Mbps, Sub Antenna

Ch	Freq. [MHz]	P/M (PK) Reading [dBm]	Cable Loss [dB]	Atten. Loss [dB]	Result		Limit		Margin [dB]
					[dBm]	[mW]	[dBm]	[mW]	
Low	5745.0	5.75	3.03	9.93	18.71	74.30	30.00	1000	11.29
Mid	5785.0	4.98	3.03	9.94	17.95	62.37	30.00	1000	12.05
High	5825.0	5.08	3.00	9.94	18.02	63.39	30.00	1000	11.98

Sample Calculation:

Result = Reading + Cable Loss + Atten. Loss

* In the above table, factor 0.0dB represents no use of Atten. and/or Filter.

*The test result is rounded off to one or two decimal places, so some differences might be observed.

[Pre check]

Main Antenna

Data Rate [Mbps]	Freq. [MHz]	P/M (PK) Reading [dBm]	Cable Loss [dB]	Atten. Loss [dB]	Result		Limit		Margin [dB]
					[dBm]	[mW]	[dBm]	[mW]	
6	5745.0	4.23	3.03	9.93	17.19	52.36	30.00	1000	12.81
9	5745.0	4.22	3.03	9.93	17.18	52.24	30.00	1000	12.82
12	5745.0	4.32	3.03	9.93	17.28	53.46	30.00	1000	12.72
18	5745.0	4.33	3.03	9.93	17.29	53.58	30.00	1000	12.71
24	5745.0	4.40	3.03	9.93	17.36	54.45	30.00	1000	12.64
36	5745.0	4.34	3.03	9.93	17.30	53.70	30.00	1000	12.70
48	5745.0	4.28	3.03	9.93	17.24	52.97	30.00	1000	12.76
54	5745.0	4.28	3.03	9.93	17.24	52.97	30.00	1000	12.76

Sub Antenna

Data Rate [Mbps]	Freq. [MHz]	P/M (PK) Reading [dBm]	Cable Loss [dB]	Atten. Loss [dB]	Result		Limit		Margin [dB]
					[dBm]	[mW]	[dBm]	[mW]	
6	5745.0	5.52	3.03	9.93	18.48	70.47	30.00	1000	11.52
9	5745.0	5.51	3.03	9.93	18.47	70.31	30.00	1000	11.53
12	5745.0	5.62	3.03	9.93	18.58	72.11	30.00	1000	11.42
18	5745.0	5.58	3.03	9.93	18.54	71.45	30.00	1000	11.46
24	5745.0	5.75	3.03	9.93	18.71	74.30	30.00	1000	11.29
36	5745.0	5.72	3.03	9.93	18.68	73.79	30.00	1000	11.32
48	5745.0	5.54	3.03	9.93	18.50	70.79	30.00	1000	11.50
54	5745.0	5.56	3.03	9.93	18.52	71.12	30.00	1000	11.48

UL Japan, Inc.
Shonan EMC Lab.

1-22-3 Megumigaoka, Hiratsuka-shi, Kanagawa 259-1220 JAPAN
Telephone : +81 463 50 6400
Facsimile : +81 463 50 6401

Radiated Emission

Test place UL Japan, Inc. Shonan EMC Lab. No.3 Semi Anechoic Chamber
Date 2010/5/27 2010/5/28 2010/5/29
Temperature / Humidity 24deg.C. , 51% 25deg.C. , 49% 25deg.C. , 49%
Engineer Tatsuya Arai Shinichi Takano Tatsuya Arai
Mode Tx, 5745 MHz
 11a, 24Mbps

Polarity	Frequency [MHz]	Detector	Reading [dBuV]	Ant.Fac. [dB/m]	Loss [dB]	Gain [dB]	Result [dBuV/m]	Limit [dBuV/m]	Margin [dB]	Height [cm]	Angle [deg.]	Remark
Hori.	479.559	QP	24.5	17.0	9.2	31.9	18.8	46.0	27.2	100	34	
Hori.	583.762	QP	26.3	18.7	9.6	31.9	22.7	46.0	23.3	100	57	
Hori.	639.262	QP	24.2	19.5	9.8	31.9	21.6	46.0	24.4	100	135	
Hori.	3830.000	PK	49.4	29.0	14.3	40.9	51.8	74.0	22.2	100	0	
Hori.	5725.000	PK	60.7	32.6	15.3	39.1	69.5	74.0	4.5	102	180	
Hori.	7658.000	PK	47.7	36.4	6.7	38.6	52.2	74.0	21.8	100	0	
Hori.	11490.000	PK	53.4	40.4	8.2	38.3	63.7	74.0	10.3	135	359	
Hori.	17235.000	PK	46.1	42.8	0.9	37.5	52.3	74.0	21.7	100	0	
Hori.	22980.000	PK	45.0	39.7	-2.1	45.2	37.4	74.0	36.6	100	0	
Hori.	28725.000	PK	60.5	42.9	4.0	67.7	39.7	74.0	34.3	100	0	
Hori.	3830.000	AV	35.9	29.0	14.3	40.9	38.3	54.0	15.7	100	0	
Hori.	5725.000	AV	43.1	32.6	15.3	39.1	51.9	54.0	2.1	102	180	
Hori.	7658.000	AV	35.2	36.4	6.7	38.6	39.7	54.0	14.3	100	0	
Hori.	11490.000	AV	42.3	40.4	8.2	38.3	52.6	54.0	1.4	135	359	
Hori.	17235.000	AV	33.6	42.8	0.9	37.5	39.8	54.0	14.2	100	1	
Hori.	22980.000	AV	33.5	39.7	-2.1	45.2	25.9	54.0	28.1	100	0	
Hori.	28725.000	AV	48.3	42.9	4.0	67.7	27.5	54.0	26.5	100	1	
Vert.	479.559	QP	25.1	17.0	9.2	31.9	19.4	46.0	26.6	100	143	
Vert.	583.759	QP	24.7	18.7	9.6	31.9	21.1	46.0	24.9	100	74	
Vert.	639.259	QP	24.9	19.5	9.8	31.9	22.3	46.0	23.7	100	85	
Vert.	3830.000	PK	49.5	29.0	14.3	40.9	51.9	74.0	22.1	100	0	
Vert.	5725.000	PK	62.9	32.6	15.3	39.1	71.7	74.0	2.3	100	91	
Vert.	7658.000	PK	48.0	36.4	6.7	38.6	52.5	74.0	21.5	100	0	
Vert.	11490.000	PK	52.8	40.4	8.2	38.3	63.1	74.0	10.9	100	30	
Vert.	17235.000	PK	45.9	42.8	0.9	37.5	52.1	74.0	21.9	100	0	
Vert.	22980.000	PK	45.0	39.7	-2.1	45.2	37.4	74.0	36.6	100	0	
Vert.	28725.000	PK	61.5	42.9	4.0	67.7	40.7	74.0	33.3	100	0	
Vert.	3830.000	AV	35.7	29.0	14.3	40.9	38.1	54.0	15.9	100	0	
Vert.	5725.000	AV	44.8	32.6	15.3	39.1	53.6	54.0	0.4	100	91	
Vert.	7658.000	AV	35.1	36.4	6.7	38.6	39.6	54.0	14.4	100	0	
Vert.	11490.000	AV	38.9	40.4	8.2	38.3	49.2	54.0	4.8	100	30	
Vert.	17235.000	AV	32.1	42.8	0.9	37.5	38.3	54.0	15.7	100	0	
Vert.	22980.000	AV	33.3	39.7	-2.1	45.2	25.7	54.0	28.3	100	1	
Vert.	28725.000	AV	48.3	42.9	4.0	67.7	27.5	54.0	26.5	100	0	

Result = Reading + Ant Factor + Loss (Cable+Attenuator+Filter-Distance factor(above 13GHz)) - Gain(Amplifier)

*Other frequency noises omitted in this report were not seen or have enough margin (more than 20dB).

Distance factor: 13GHz-40GHz 20log(3.0m/1.0m)= 9.5dB

Radiated Emission

Test place UL Japan, Inc. Shonan EMC Lab. No.3 Semi Anechoic Chamber
Date 2010/5/27 2010/5/28 2010/5/29
Temperature / Humidity 24deg.C. , 51% 25deg.C. , 49% 25deg.C. , 49%
Engineer Tatsuya Arai Shinichi Takano Tatsuya Arai
Mode Tx, 5785 MHz
 11a, 24Mbps

Polarity	Frequency [MHz]	Detector	Reading [dBuV]	Ant.Fac. [dB/m]	Loss [dB]	Gain [dB]	Result [dBuV/m]	Limit [dBuV/m]	Margin [dB]	Height [cm]	Angle [deg.]	Remark
Hori.	479.559	QP	25.4	17.0	9.2	31.9	19.7	46.0	26.3	100	25	
Hori.	583.762	QP	24.3	18.7	9.6	31.9	20.7	46.0	25.3	100	46	
Hori.	639.262	QP	25.1	19.5	9.8	31.9	22.5	46.0	23.5	100	78	
Hori.	3857.000	PK	49.3	29.0	14.3	40.9	51.7	74.0	22.3	100	0	
Hori.	7712.000	PK	47.9	36.6	6.7	38.5	52.7	74.0	21.3	100	0	
Hori.	11570.000	PK	53.9	40.3	8.2	38.4	64.0	74.0	10.0	138	359	
Hori.	17355.000	PK	46.7	43.5	1.0	37.5	53.7	74.0	20.3	100	0	
Hori.	23140.000	PK	45.4	39.6	-2.1	45.1	37.8	74.0	36.2	100	0	
Hori.	28925.000	PK	61.4	42.9	4.0	67.5	40.8	74.0	33.2	100	0	
Hori.	3857.000	AV	35.9	29.0	14.3	40.9	38.3	54.0	15.7	100	0	
Hori.	7712.000	AV	35.2	36.6	6.7	38.5	40.0	54.0	14.0	100	0	
Hori.	11570.000	AV	40.1	40.3	8.2	38.4	50.2	54.0	3.8	138	359	
Hori.	17355.000	AV	33.6	43.5	1.0	37.5	40.6	54.0	13.4	100	0	
Hori.	23140.000	AV	33.6	39.6	-2.1	45.1	26.0	54.0	28.0	100	0	
Hori.	28925.000	AV	48.8	42.9	4.0	67.5	28.2	54.0	25.8	100	0	
Vert.	479.559	QP	24.8	17.0	9.2	31.9	19.1	46.0	26.9	100	101	
Vert.	583.759	QP	24.6	18.7	9.6	31.9	21.0	46.0	25.0	100	53	
Vert.	639.259	QP	23.9	19.5	9.8	31.9	21.3	46.0	24.7	100	246	
Vert.	3857.000	AV	35.8	29.0	14.3	40.9	38.2	54.0	15.8	100	0	
Vert.	7712.000	AV	35.2	36.6	6.7	38.5	40.0	54.0	14.0	100	0	
Vert.	11570.000	PK	50.1	40.3	8.2	38.4	60.2	74.0	13.8	100	30	
Vert.	17355.000	PK	46.1	43.5	1.0	37.5	53.1	74.0	20.9	100	0	
Vert.	23140.000	PK	46.2	39.6	-2.1	45.1	38.6	74.0	35.4	100	0	
Vert.	28925.000	PK	61.1	42.9	4.0	67.5	40.5	74.0	33.5	100	0	
Vert.	3857.000	PK	49.1	29.0	14.3	40.9	51.5	74.0	22.5	100	0	
Vert.	7712.000	PK	48.3	36.6	6.7	38.5	53.1	74.0	20.9	100	0	
Vert.	11570.000	AV	38.1	40.3	8.2	38.4	48.2	54.0	5.8	100	30	
Vert.	17355.000	AV	33.7	43.5	1.0	37.5	40.7	54.0	13.3	100	0	
Vert.	23140.000	AV	33.5	39.6	-2.1	45.1	25.9	54.0	28.1	100	0	
Vert.	28925.000	AV	48.9	42.9	4.0	67.5	28.3	54.0	25.7	100	0	

Result = Reading + Ant Factor + Loss (Cable+Attenuator+Filter-Distance factor(above 13GHz)) - Gain(Amplifier)

*Other frequency noises omitted in this report were not seen or have enough margin (more than 20dB).

Distance factor: 13GHz-40GHz 20log(3.0m/1.0m)= 9.5dB

Radiated Emission

Test place UL Japan, Inc. Shonan EMC Lab. No.3 Semi Anechoic Chamber
Date 2010/5/27 2010/5/28 2010/5/29
Temperature / Humidity 24deg.C. , 51% 25deg.C. , 49% 25deg.C. , 49%
Engineer Tatsuya Arai Shinichi Takano Tatsuya Arai
Mode Tx, 5825 MHz
 11a, 24Mbps

Polarity	Frequency [MHz]	Detector	Reading [dBuV]	Ant.Fac. [dB/m]	Loss [dB]	Gain [dB]	Result [dBuV/m]	Limit [dBuV/m]	Margin [dB]	Height [cm]	Angle [deg.]	Remark
Hori.	479.559	QP	25.4	17.0	9.2	31.9	19.7	46.0	26.3	100	22	
Hori.	583.762	QP	25.4	18.7	9.6	31.9	21.8	46.0	24.2	100	53	
Hori.	639.262	QP	24.7	19.5	9.8	31.9	22.1	46.0	23.9	100	68	
Hori.	3883.000	PK	48.9	29.0	14.3	40.9	51.3	74.0	22.7	100	0	
Hori.	5850.000	PK	55.9	32.9	15.4	39.1	65.1	74.0	8.9	100	183	
Hori.	7767.000	PK	48.5	36.7	6.8	38.4	53.6	74.0	20.4	100	0	
Hori.	11650.000	PK	52.2	40.2	8.3	38.4	62.3	74.0	11.7	138	359	
Hori.	17475.000	PK	46.1	44.2	1.2	37.5	54.0	74.0	20.0	100	0	
Hori.	23300.000	PK	45.5	39.6	-2.0	45.1	38.0	74.0	36.0	100	0	
Hori.	29125.000	PK	62.1	42.9	4.1	67.5	41.6	74.0	32.4	100	0	
Hori.	3883.000	AV	35.9	29.0	14.3	40.9	38.3	54.0	15.7	100	0	
Hori.	5850.000	AV	38.8	32.9	15.4	39.1	48.0	54.0	6.0	100	183	
Hori.	7767.000	AV	35.0	36.7	6.8	38.4	40.1	54.0	13.9	100	0	
Hori.	11650.000	AV	38.8	40.2	8.3	38.4	48.9	54.0	5.1	138	359	
Hori.	17475.000	AV	33.3	44.2	1.2	37.5	41.2	54.0	12.8	100	0	
Hori.	23300.000	AV	33.4	39.6	-2.0	45.1	25.9	54.0	28.1	100	0	
Hori.	29125.000	AV	49.4	42.9	4.1	67.5	28.9	54.0	25.1	100	0	
Vert.	479.559	QP	26.4	17.0	9.2	31.9	20.7	46.0	25.3	100	222	
Vert.	583.759	QP	25.1	18.7	9.6	31.9	21.5	46.0	24.5	100	179	
Vert.	639.259	QP	24.5	19.5	9.8	31.9	21.9	46.0	24.1	100	330	
Vert.	3883.000	PK	48.6	29.0	14.3	40.9	51.0	74.0	23.0	100	0	
Vert.	5850.000	PK	55.0	32.9	15.4	39.1	64.2	74.0	9.8	100	45	
Vert.	7767.000	PK	48.1	36.7	6.8	38.4	53.2	74.0	20.8	100	0	
Vert.	11650.000	PK	50.1	40.2	8.3	38.4	60.2	74.0	13.8	100	57	
Vert.	17475.000	PK	45.2	44.2	1.2	37.5	53.1	74.0	20.9	100	0	
Vert.	23300.000	PK	45.5	39.6	-2.0	45.1	38.0	74.0	36.0	100	0	
Vert.	29125.000	PK	61.6	42.9	4.1	67.5	41.1	74.0	32.9	100	0	
Vert.	3883.000	AV	36.0	29.0	14.3	40.9	38.4	54.0	15.6	100	0	
Vert.	5850.000	AV	38.1	32.9	15.4	39.1	47.3	54.0	6.7	100	45	
Vert.	7767.000	AV	34.9	36.7	6.8	38.4	40.0	54.0	14.0	100	0	
Vert.	11650.000	AV	37.4	40.2	8.3	38.4	47.5	54.0	6.5	100	57	
Vert.	17475.000	AV	33.5	44.2	1.2	37.5	41.4	54.0	12.6	100	0	
Vert.	23300.000	AV	33.3	39.6	-2.0	45.1	25.8	54.0	28.2	100	0	
Vert.	29125.000	AV	49.4	42.9	4.1	67.5	28.9	54.0	25.1	100	0	

Result = Reading + Ant Factor + Loss (Cable+Attenuator+Filter-Distance factor(above 13GHz)) - Gain(Amplifier)

*Other frequency noises omitted in this report were not seen or have enough margin (more than 20dB).

Distance factor: 13GHz-40GHz 20log(3.0m/1.0m)= 9.5dB

Spurious emission (Conducted)

11a, 24Mbps
Tx, 5745MHz

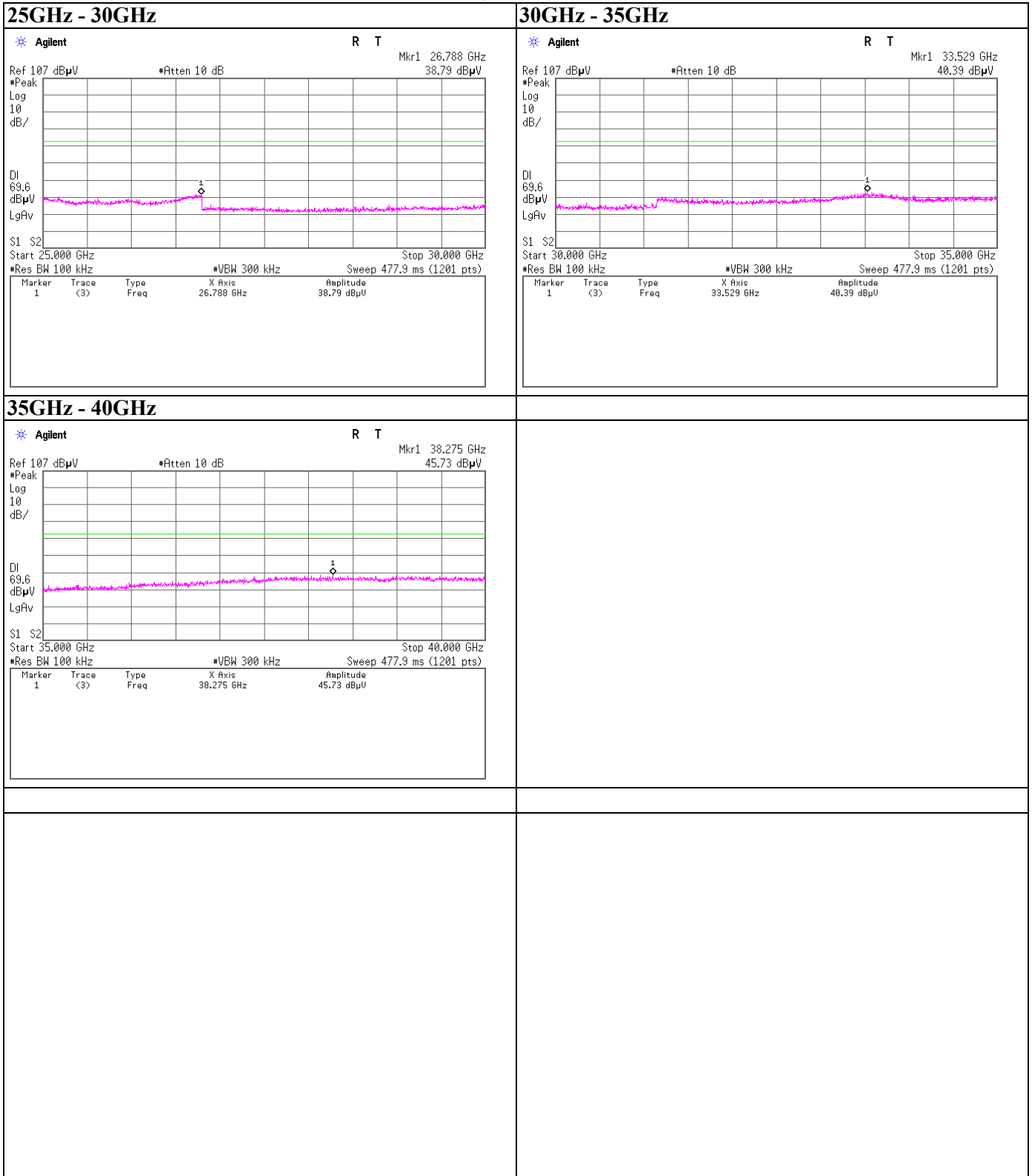


UL Japan, Inc.
Shonan EMC Lab.

1-22-3 Megumigaoka, Hiratsuka-shi, Kanagawa 259-1220 JAPAN
 Telephone : +81 463 50 6400
 Facsimile : +81 463 50 6401

Spurious emission (Conducted)

11a, 24Mbps
 Tx, 5745MHz



UL Japan, Inc.
Shonan EMC Lab.

1-22-3 Megumigaoka, Hiratsuka-shi, Kanagawa 259-1220 JAPAN
 Telephone : +81 463 50 6400
 Facsimile : +81 463 50 6401

Spurious emission (Conducted)

11a, 24Mbps
Tx, 5785MHz

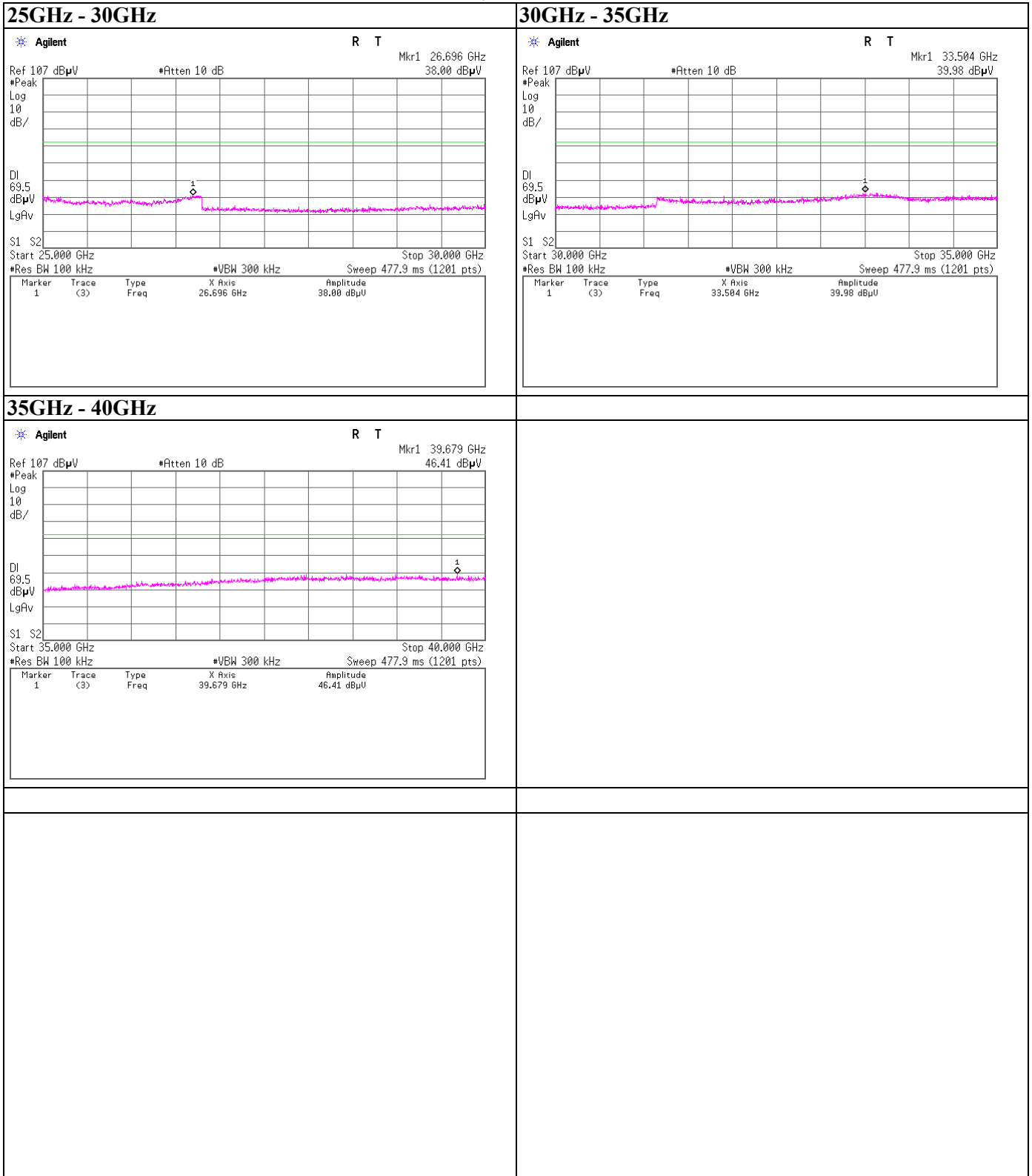


UL Japan, Inc.
Shonan EMC Lab.

1-22-3 Megumigaoka, Hiratsuka-shi, Kanagawa 259-1220 JAPAN
Telephone : +81 463 50 6400
Facsimile : +81 463 50 6401

Spurious emission (Conducted)

11a, 24Mbps
 Tx, 5785MHz

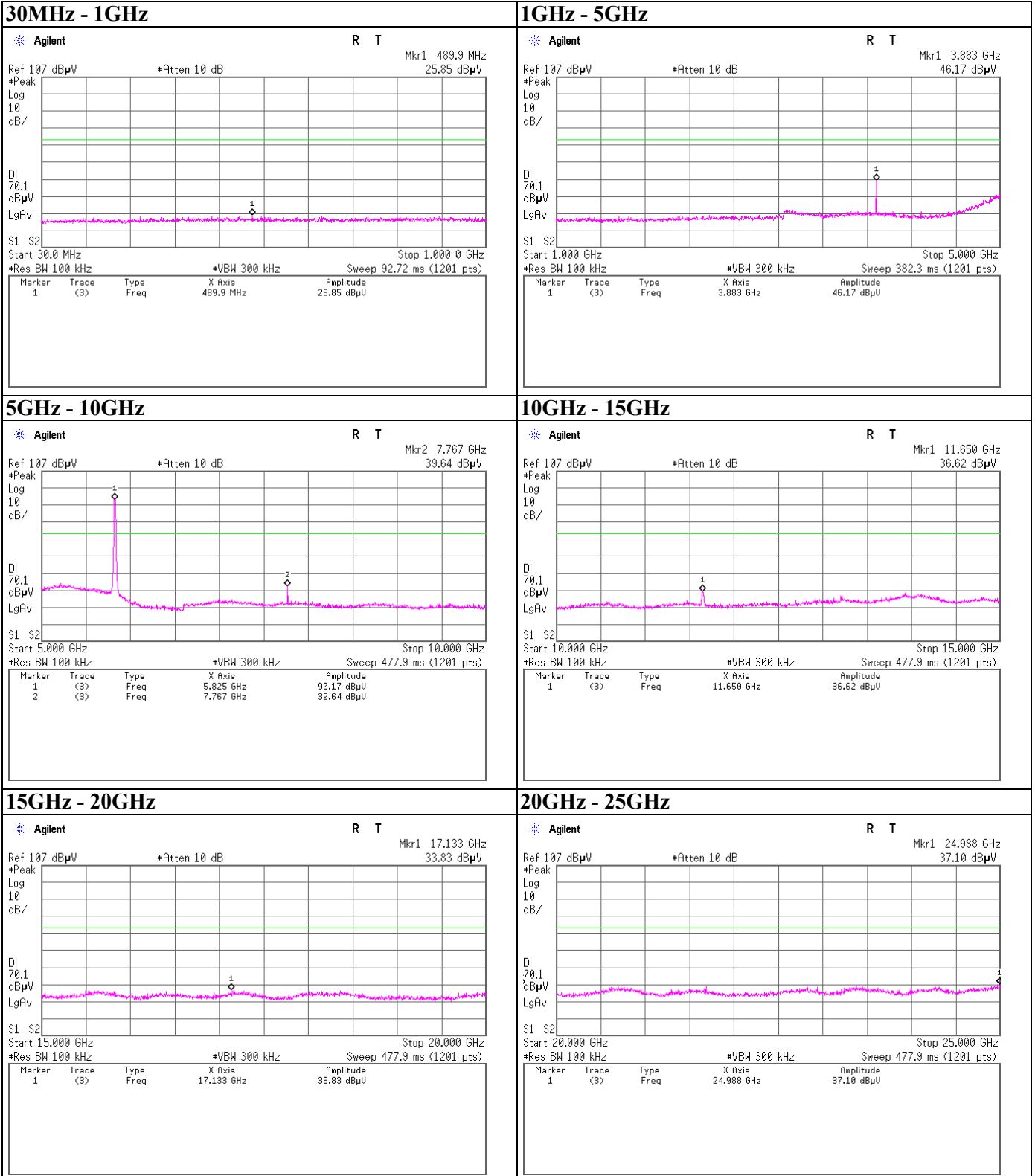


UL Japan, Inc.
Shonan EMC Lab.

1-22-3 Megumigaoka, Hiratsuka-shi, Kanagawa 259-1220 JAPAN
 Telephone : +81 463 50 6400
 Facsimile : +81 463 50 6401

Spurious emission (Conducted)

11a, 24Mbps
Tx, 5825MHz

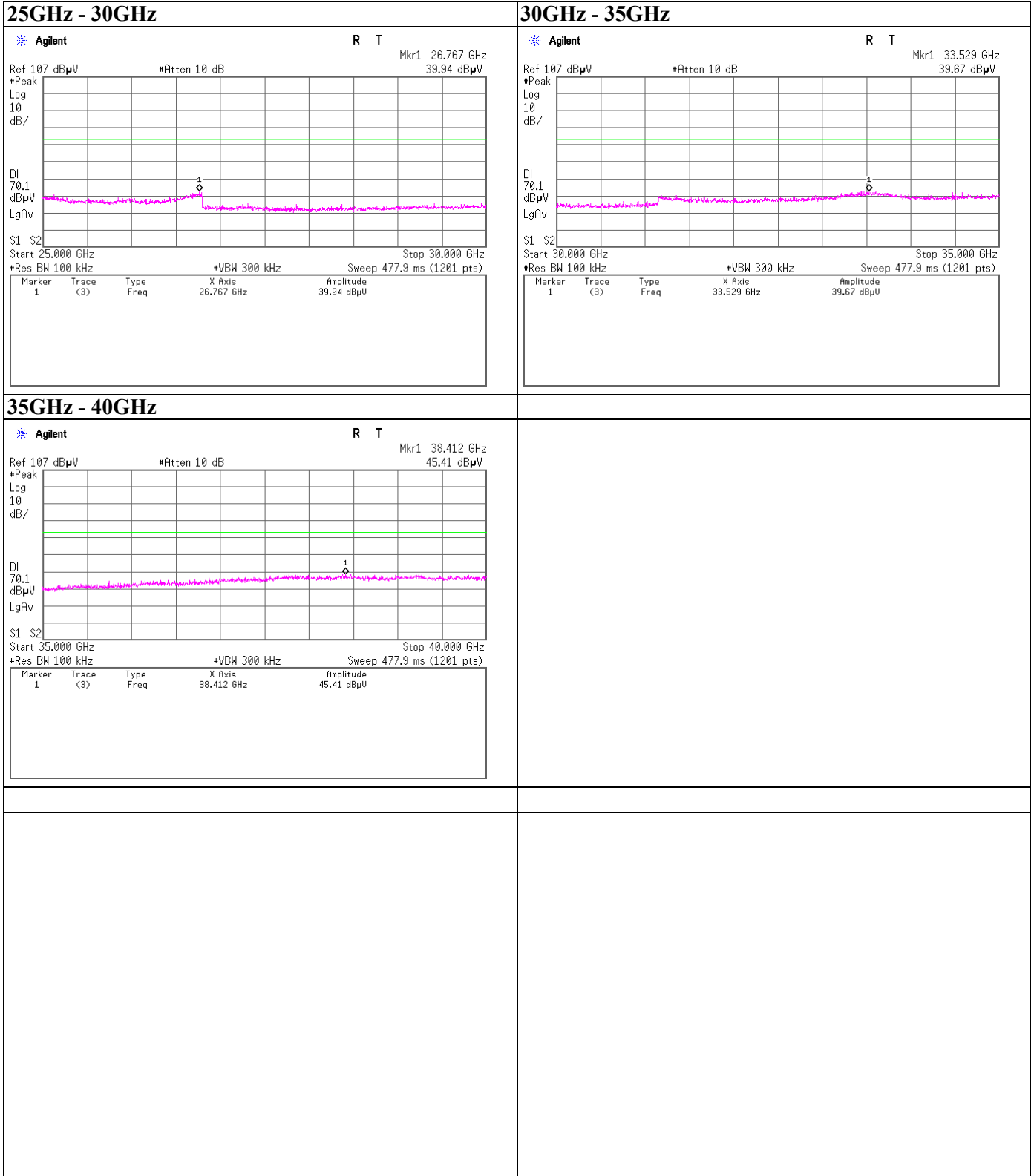


UL Japan, Inc.
Shonan EMC Lab.

1-22-3 Megumigaoka, Hiratsuka-shi, Kanagawa 259-1220 JAPAN
Telephone : +81 463 50 6400
Facsimile : +81 463 50 6401

Spurious emission (Conducted)

11a, 24Mbps
 Tx, 5825MHz


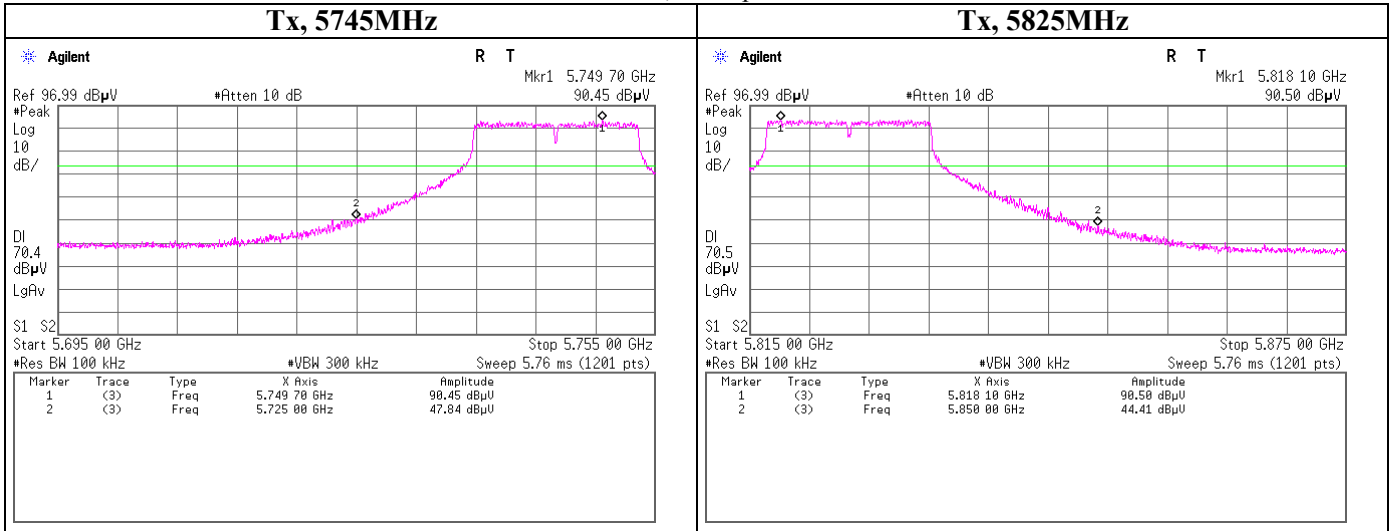


UL Japan, Inc.
Shonan EMC Lab.

1-22-3 Megumigaoka, Hiratsuka-shi, Kanagawa 259-1220 JAPAN
 Telephone : +81 463 50 6400
 Facsimile : +81 463 50 6401

Spurious emission (Conducted)

Band Edge compliance
 11a, 24Mbps



UL Japan, Inc.
Shonan EMC Lab.

1-22-3 Megumigaoka, Hiratsuka-shi, Kanagawa 259-1220 JAPAN
 Telephone : +81 463 50 6400
 Facsimile : +81 463 50 6401

Power Density

Test place UL Japan, Inc. Shonan EMC Lab. No.2 Shielded Room
Date 2010/6/3
Temperature / Humidity 24deg.C. , 41%
Engineer Tatsuya Arai
Mode Tx, 11a, 24Mbps, Sub Antenna

Ch. Freq. [MHz]	Freq. [MHz]	Reading [dBm]	Cable Loss [dB]	Atten. [dB]	Result [dBm]	Limit [dBm]	Margin [dB]
5745	5737.48	-21.73	3.03	9.93	-8.77	8.00	16.77
5785	5777.48	-19.03	3.03	9.94	-6.06	8.00	14.06
5825	5817.48	-18.52	3.00	9.94	-5.58	8.00	13.58

Sample Calculation:

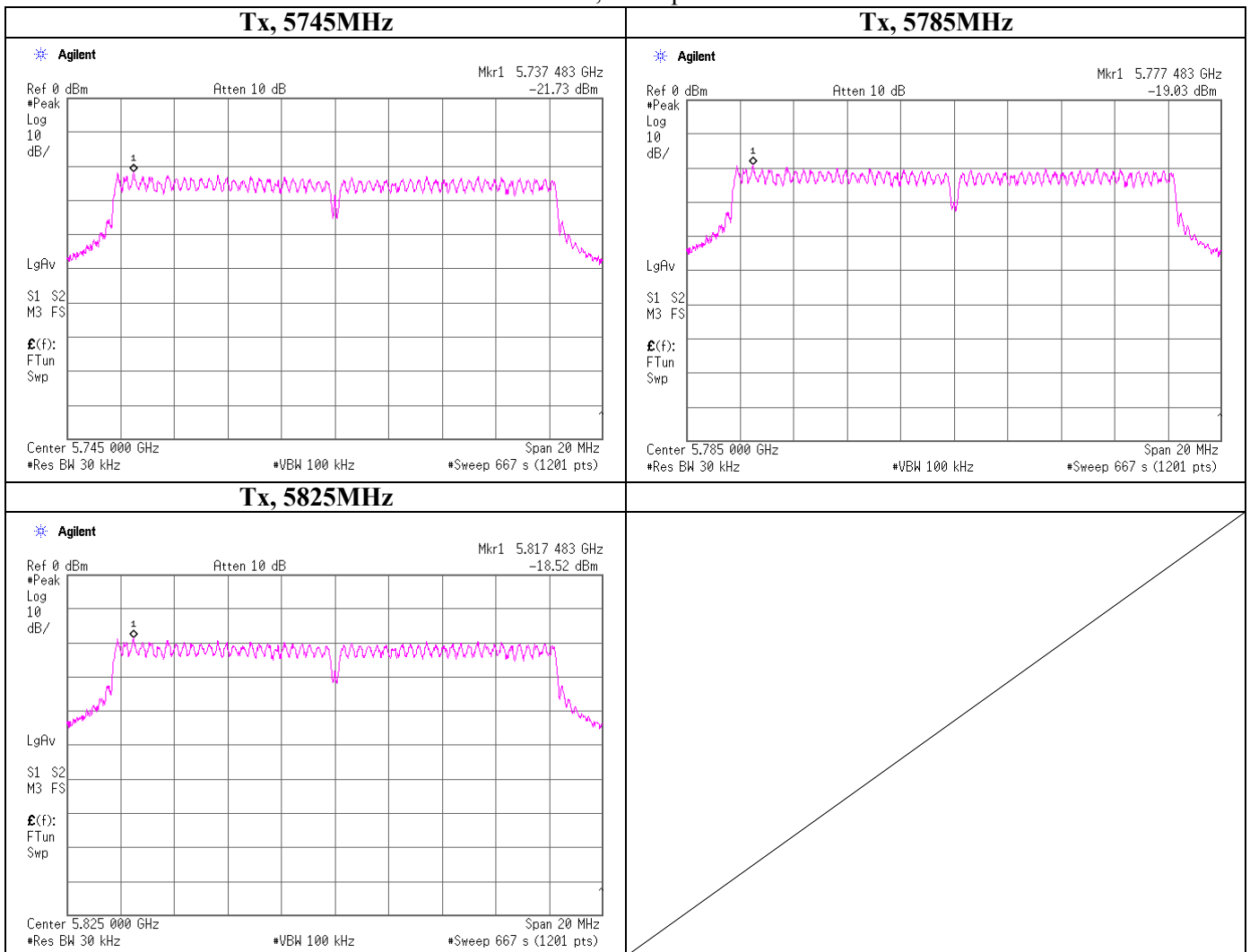
Result = Reading + Cable Loss (Including customer's cable loss)+ Attenuator

UL Japan, Inc.
Shonan EMC Lab.

1-22-3 Megumigaoka, Hiratsuka-shi, Kanagawa 259-1220 JAPAN
Telephone : +81 463 50 6400
Facsimile : +81 463 50 6401

Power Density

11a, 24Mbps

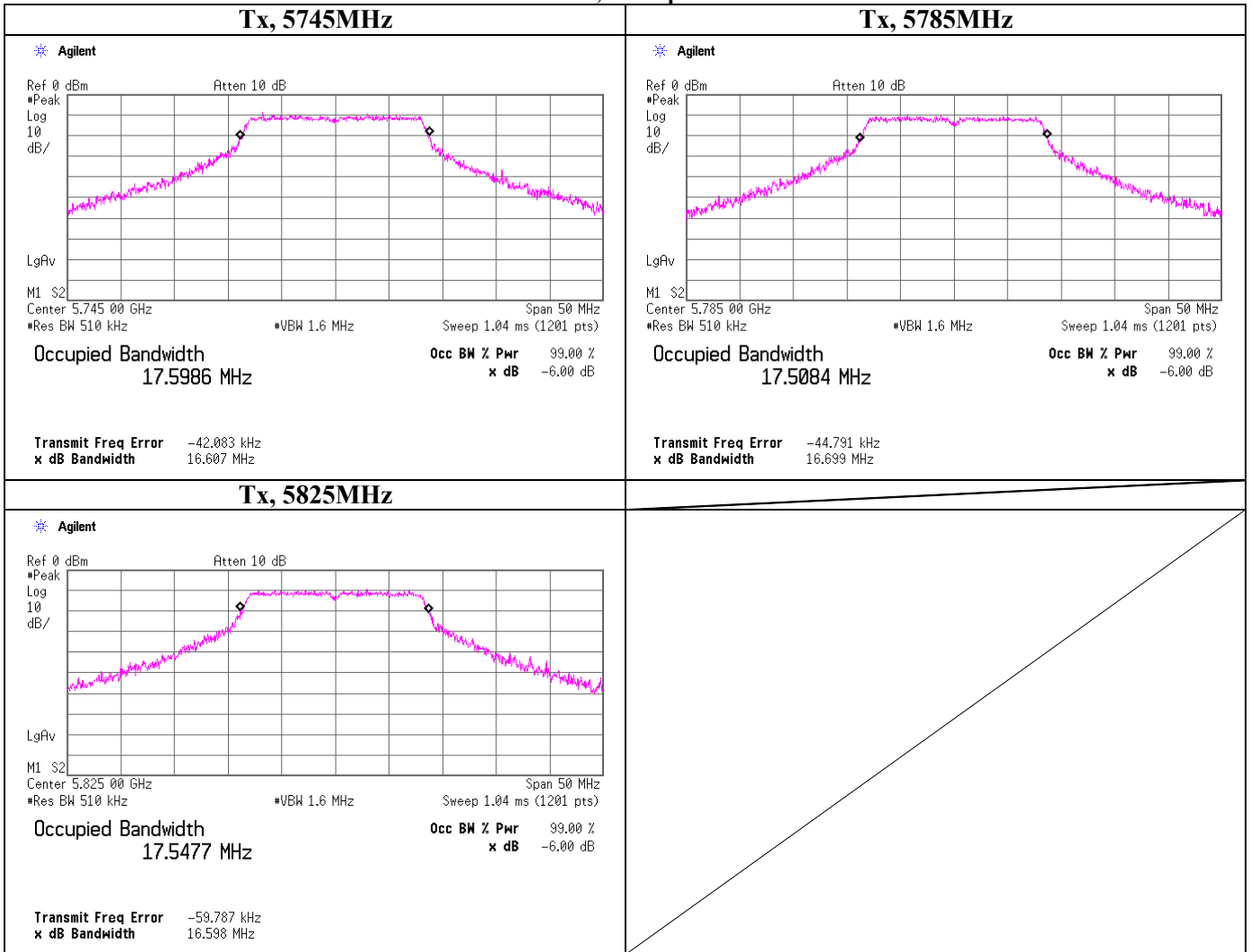


UL Japan, Inc.
Shonan EMC Lab.

1-22-3 Megumigaoka, Hiratsuka-shi, Kanagawa 259-1220 JAPAN
 Telephone : +81 463 50 6400
 Facsimile : +81 463 50 6401

99% Occupied Bandwidth

11a, 24Mbps



APPENDIX 3 Test Instruments

EMI test equipment

Control No.	Instrument	Manufacturer	Model No	Serial No	Test Item	Calibration Date * Interval(month)
SAF-03	Pre Amplifier	SONOMA	310N	290213	RE	2010/02/06 * 12
SAT6-03	Attenuator	JFW	50HF-006N	-	RE	2010/02/06 * 12
SBA-03	Biconical Antenna	Schwarzbeck	BBA9106	91032666	RE	2010/03/22 * 12
SCC-C1/C2/C3/C4/C5/C10/SRSE-03	Coaxial Cable&RF Selector	Fujikura/Fujikura/Suhner/Suhner/Suhner/Suhner/TOYO	8D2W/12DSFA/141PE/141PE/141PE/141PE/NS4906	-/0901-271(RF Selector)	RE	2010/04/02 * 12
SLA-03	Logperiodic Antenna	Schwarzbeck	UHALP9108A	UHALP 9108-A0901	RE	2010/03/22 * 12
SOS-05	Humidity Indicator	A&D	AD-5681	4062518	RE	2010/02/09 * 12
STR-03	Test Receiver	Rohde & Schwarz	ESI40	100054/040	RE	2010/04/12 * 24
SJM-07	Measure	PROMART	SEN1935	-	RE	-
SAEC-03(NSA)	Semi-Anechoic Chamber	TDK	SAEC-03(NSA)	3	RE	2009/09/18 * 12
COTS-SEMI-1	EMI Software	TSJ	TEPTO-DV	-	RE	-
SAF-06	Pre Amplifier	TOYO Corporation	TPA0118-36	1440491	RE	2010/03/09 * 12
SCC-G03	Coaxial Cable	Suhner	SUCOFLEX 104A	46499/4A	RE	2010/04/16 * 12
SCC-G23	Coaxial Cable	Suhner	SUCOFLEX 104	297342/4	RE	2010/05/27 * 12
SHA-03	Horn Antenna	Schwarzbeck	BBHA9120D	9120D-739	RE	2009/08/23 * 12
SAT10-05	Attenuator(above1GHz)	Agilent	8493C-010	74864	RE	2010/03/05 * 12
SFL-03	Highpass Filter	MICRO-TRONICS	HPM50112	028	RE	2009/12/04 * 12
SHA-05	Horn Antenna	ETS LINDGREN	3160-09	LM4210	RE	2010/03/29 * 12
SAF-09	Pre Amplifier	TOYO Corporation	HAP18-26W	00000018	RE	2010/03/02 * 12
SCC-G18	Coaxial Cable	Suhner	SUCOFLEX 104A	46292/4A	RE	2010/03/02 * 12
SHA-06	Horn Antenna	ETS LINDGREN	3160-10	LM3459	RE	2010/04/09 * 12
SAF-10	Pre Amplifier	TOYO Corporation	HAP26-40W	00000010	RE	2009/06/29 * 12
SCC-G19	Coaxial Cable	Suhner	SUCOFLEX 102A	1188/2A	RE	2010/03/09 * 12
SHA-07	Horn Antenna	ETS LINDGREN	3116	00108256	RE	2010/03/29 * 12
SCC-G16	Coaxial Cable	Suhner	SUCOFLEX 102	32704/2	RE	2010/03/09 * 12
SSG-02	Signal Generator	Agilent	E8257D-540	MY48051404	RE	2010/02/01 * 12
SHA-02	Horn Antenna	Schwarzbeck	BBHA9120D	9120D-726	RE	2009/08/23 * 12
SPM-06	Power Meter	Anritsu	ML2495A	0850009	AT 2	2010/04/01 * 12
SPSS-03	Power sensor	Anritsu	MA2411B	0917063	AT 2	2010/04/01 * 12
SAT10-08	Attenuator	Weinschel	W54-10	-	AT all	2010/03/05 * 12
SCC-G12	Coaxial Cable	Suhner	SUCOFLEX 102	30790/2	AT all	2010/03/09 * 12
SOS-06	Humidity Indicator	A&D	AD-5681	4062118	AT 2	2010/02/17 * 12
SSA-03	Spectrum Analyzer	Agilent	E4448A	MY48250152	AT 1,3,4	2009/06/09 * 12
SOS-04	Humidity Indicator	A&D	AD-5681	4061512	AT 1,3,4	2010/02/17 * 12

The expiration date of the calibration is the end of the expired month .
As for some calibrations performed after the tested dates , those test equipment have been controlled by means of an unbroken chains of calibrations .

All equipment is calibrated with traceable calibrations . Each calibration is traceable to the national or international standards .

Test Item :

RE: Out of Band Emission (Radiated)
AT: Antenna terminal conducted test 1: 6dB Bandwidth 2: Maximum Peak Output Power
3: Out of Band Emission (Conducted) 4: Peak Power Density