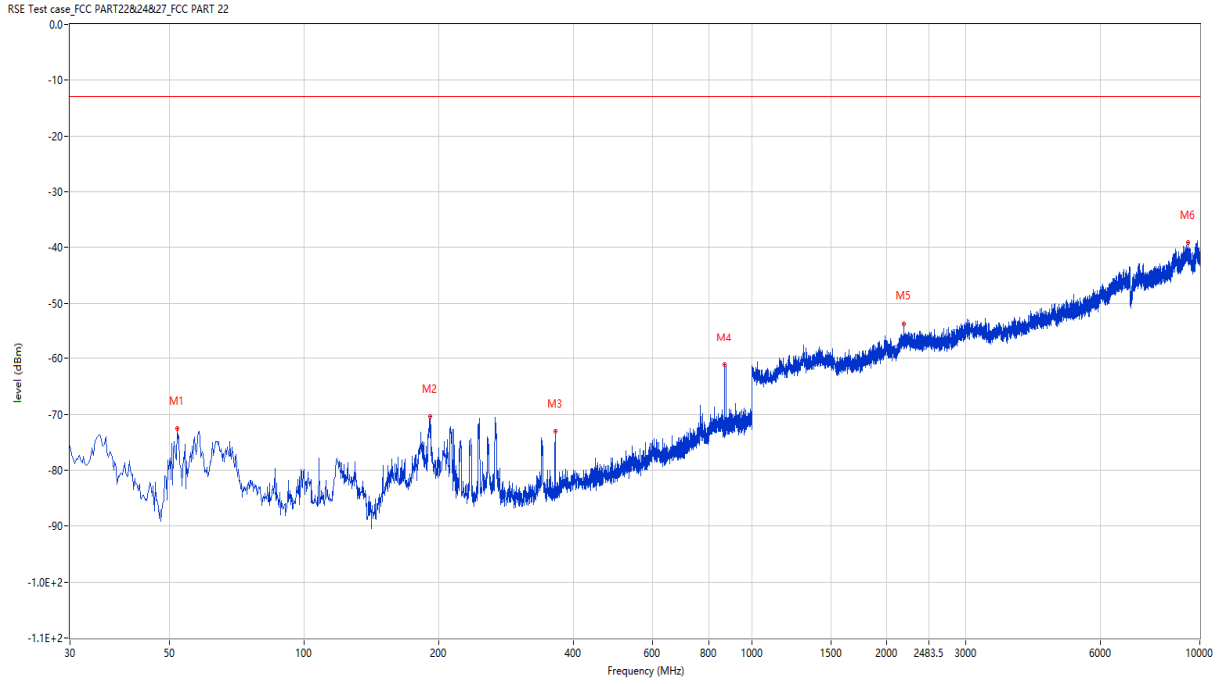

Annex A.7 Field Strength of Spurious Radiation

1 GSM850 GPRS

1.1 GSM850 GPRS, Low Channel

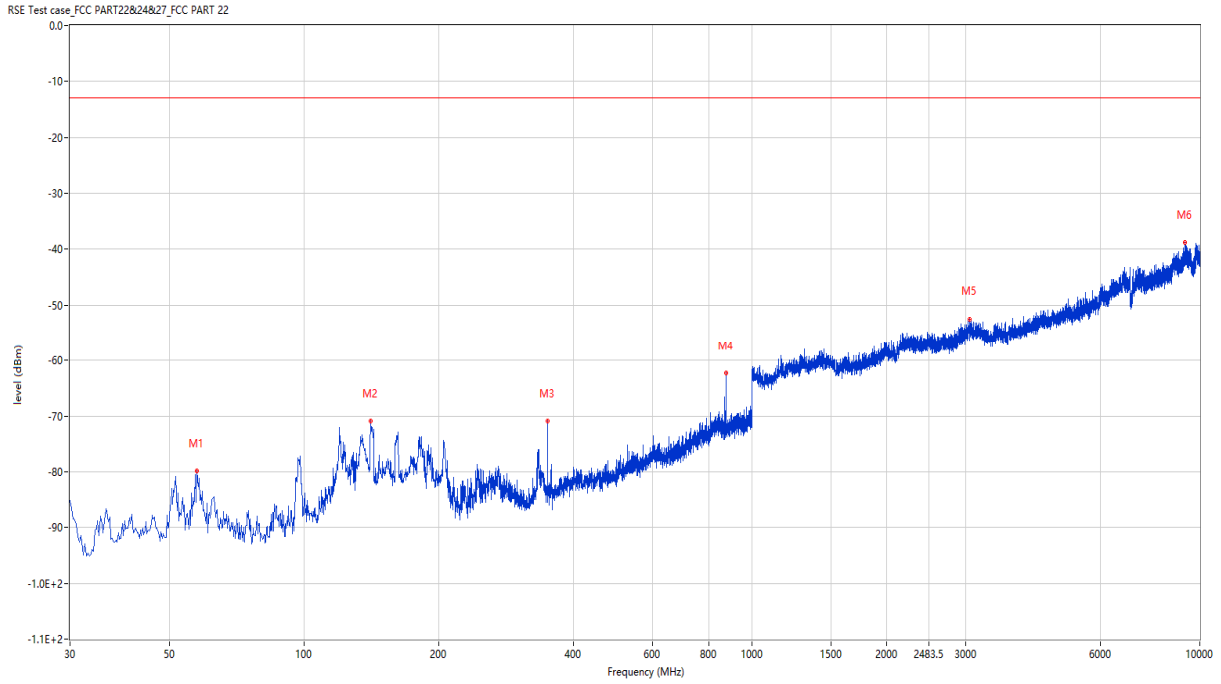
RSE-V GSM850 GPRS CH128



Frequency (MHz)	Result (dBm)	Factor (dB)	PK Limit (dBm)	Over Limit (dB)	Table (o)	ANT	EUT	Verdict
52.068	-72.58	-17.07	-13.0	-59.58	16.00	Vertical	Horizontal	Pass
191.505	-70.44	-16.76	-13.0	-57.44	346.00	Vertical	Horizontal	Pass
363.438	-73.03	-11.37	-13.0	-60.03	180.00	Vertical	Horizontal	Pass
869.050	-61.10	0.11	-13.0	-48.10	322.00	Vertical	Horizontal	N/A
2183.500	-53.60	0.75	-13.0	-40.60	9.00	Vertical	Horizontal	Pass
9395.500	-39.06	19.32	-13.0	-26.06	0.00	Vertical	Horizontal	Pass

GSM850 GPRS, Low Channel

RSE-H GSM850 GPRS CH128

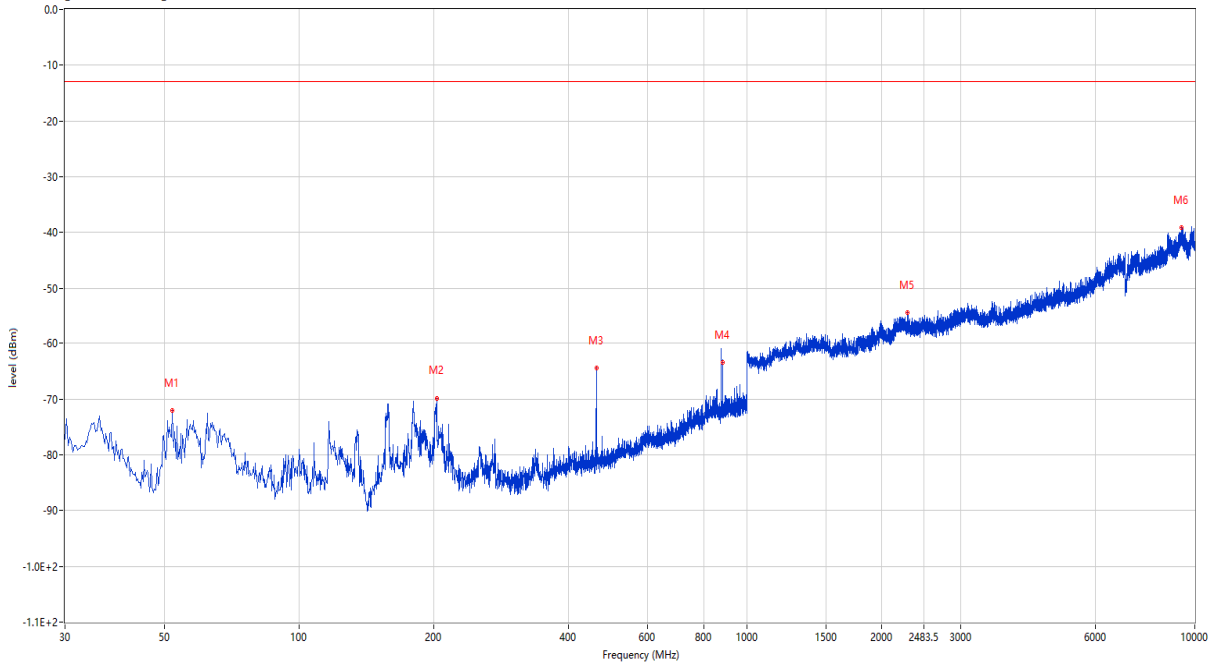


Frequency (MHz)	Result (dBm)	Factor (dB)	PK Limit (dBm)	Over Limit (dB)	Table (o)	ANT	EUT	Verdict
57.645	-79.88	-16.75	-13.0	-66.88	87.00	Horizontal	Horizontal	Pass
140.822	-70.88	-22.17	-13.0	-57.88	36.00	Horizontal	Horizontal	Pass
350.100	-70.94	-11.50	-13.0	-57.94	100.00	Horizontal	Horizontal	Pass
869.082	-62.30	0.26	-13.0	-49.30	177.00	Horizontal	Horizontal	N/A
3057.000	-52.58	5.38	-13.0	-39.58	46.00	Horizontal	Horizontal	Pass
9253.000	-38.73	18.83	-13.0	-25.73	360.00	Horizontal	Horizontal	Pass

1.2 GSM850 GPRS, Middle Channel

RSE-V GSM850 GPRS CH190

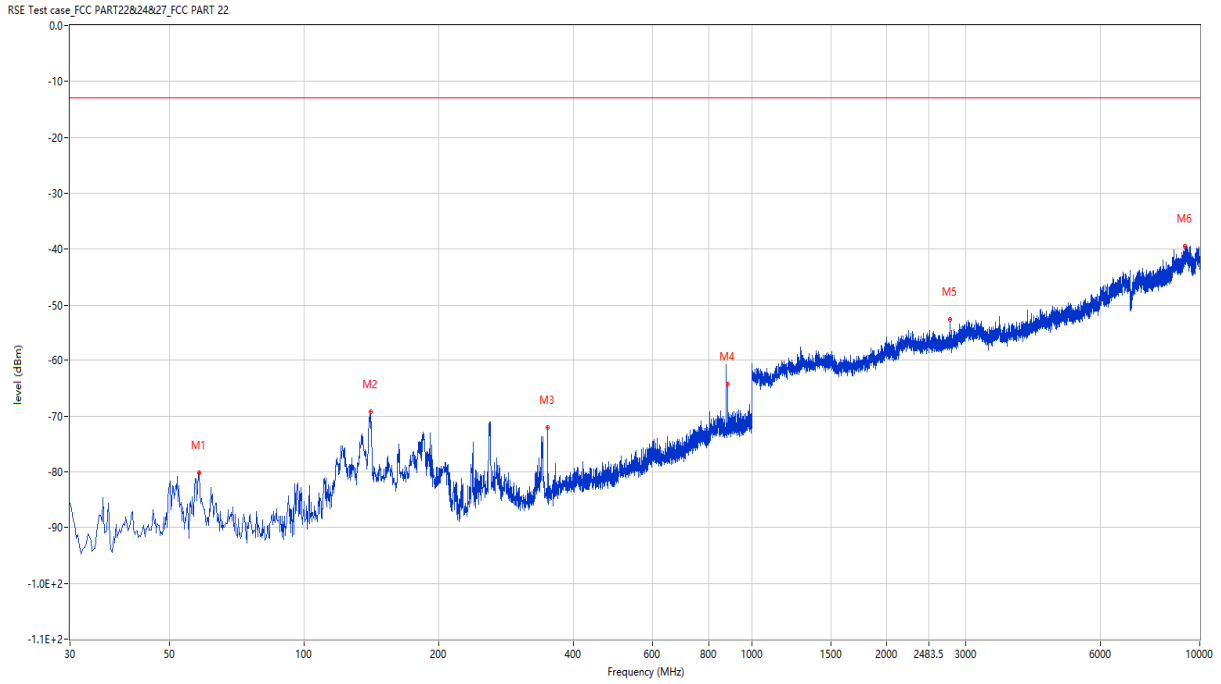
RSE Test case_FCC PART22&24&27_FCC PART 22



Frequency (MHz)	Result (dBm)	Factor (dB)	PK Limit (dBm)	Over Limit (dB)	Table (o)	ANT	EUT	Verdict
52.068	-72.06	-17.07	-13.0	-59.06	2.00	Vertical	Horizontal	Pass
202.660	-69.84	-17.66	-13.0	-56.84	123.00	Vertical	Horizontal	Pass
460.922	-64.51	-8.79	-13.0	-51.51	51.00	Vertical	Horizontal	Pass
881.660	-63.44	0.80	-13.0	-50.44	351.00	Vertical	Horizontal	N/A
2285.000	-54.36	0.57	-13.0	-41.36	136.00	Vertical	Horizontal	Pass
9322.750	-39.04	19.23	-13.0	-26.04	295.00	Vertical	Horizontal	Pass

GSM850 GPRS, Middle Channel

RSE-H GSM850 GPRS CH190

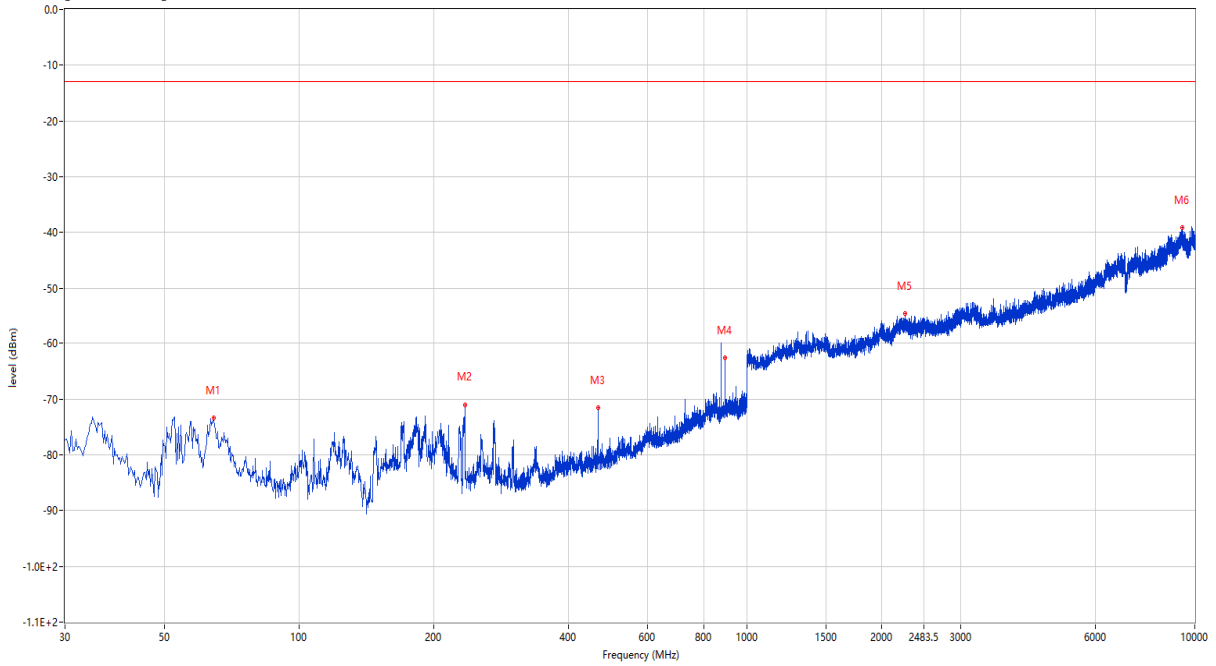


Frequency (MHz)	Result (dBm)	Factor (dB)	PK Limit (dBm)	Over Limit (dB)	Table (o)	ANT	EUT	Verdict
58.373	-80.25	-16.64	-13.0	-67.25	140.00	Horizontal	Horizontal	Pass
140.822	-69.23	-22.17	-13.0	-56.23	0.00	Horizontal	Horizontal	Pass
350.100	-72.11	-11.50	-13.0	-59.11	304.00	Horizontal	Horizontal	Pass
881.660	-64.22	0.80	-13.0	-51.22	51.00	Horizontal	Horizontal	N/A
2767.000	-52.48	1.37	-13.0	-39.48	29.00	Horizontal	Horizontal	Pass
9280.000	-39.43	18.54	-13.0	-26.43	4.00	Horizontal	Horizontal	Pass

1.3 GSM850 GPRS, High Channel

RSE-V GSM850 GPRS CH251

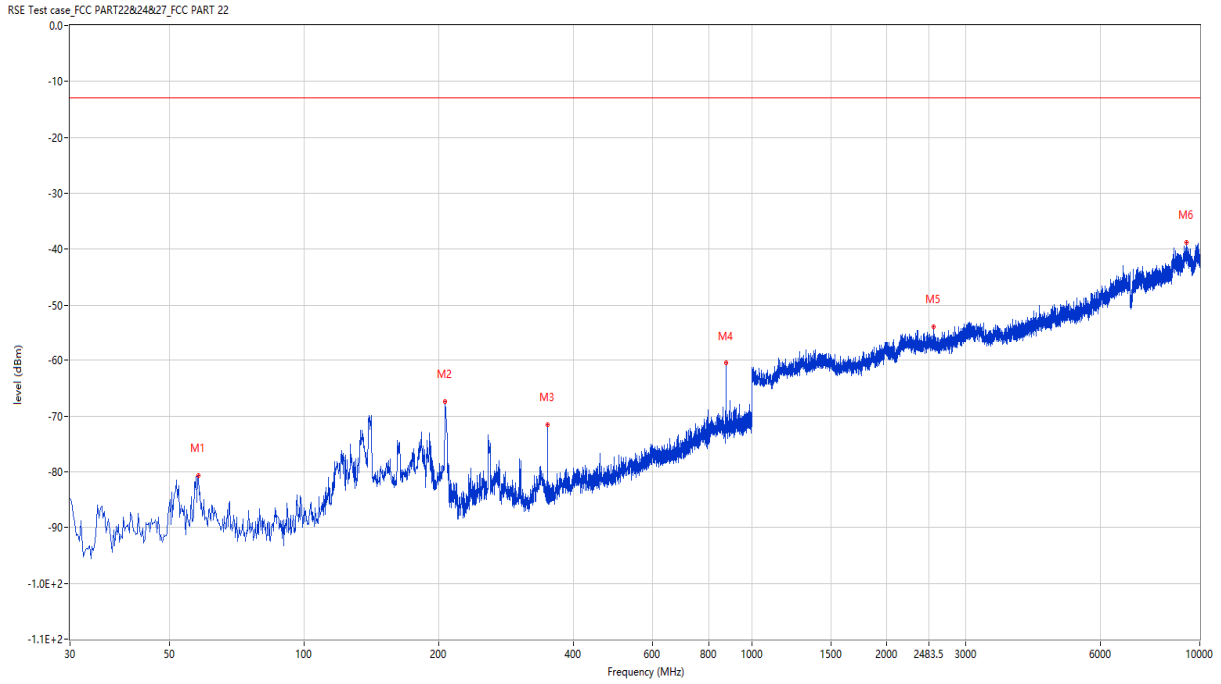
RSE Test case_FCC PART22&24&27_FCC PART 22



Frequency (MHz)	Result (dBm)	Factor (dB)	PK Limit (dBm)	Over Limit (dB)	Table (o)	ANT	EUT	Verdict
64.435	-73.36	-16.74	-13.0	-60.36	88.00	Vertical	Horizontal	Pass
234.428	-71.00	-13.86	-13.0	-58.00	27.00	Vertical	Horizontal	Pass
464.802	-71.62	-8.57	-13.0	-58.62	209.00	Vertical	Horizontal	Pass
893.785	-62.66	1.17	-13.0	-49.66	173.00	Vertical	Horizontal	N/A
2250.500	-54.53	0.71	-13.0	-41.53	333.00	Vertical	Horizontal	Pass
9360.000	-39.07	18.85	-13.0	-26.07	89.00	Vertical	Horizontal	Pass

GSM850 GPRS, High Channel

RSE-H GSM850 GPRS CH251

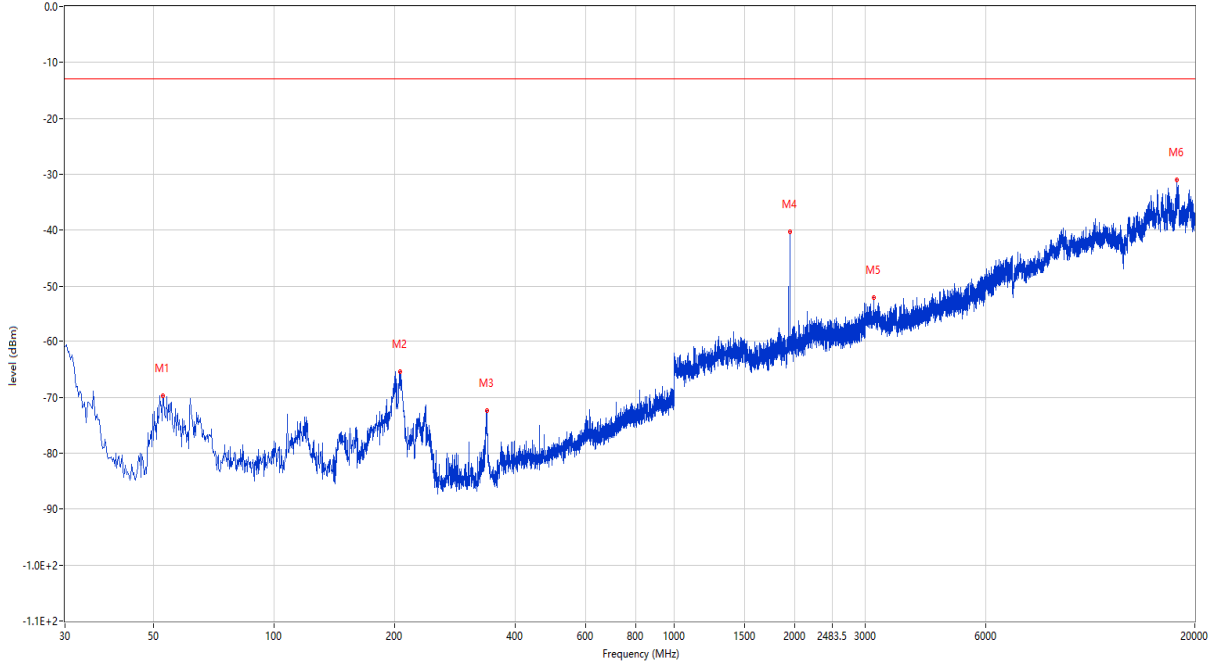


Frequency (MHz)	Result (dBm)	Factor (dB)	PK Limit (dBm)	Over Limit (dB)	Table (o)	ANT	EUT	Verdict
58.130	-80.69	-16.75	-13.0	-67.69	95.00	Horizontal	Horizontal	Pass
206.540	-67.43	-17.53	-13.0	-54.43	245.00	Horizontal	Horizontal	Pass
350.100	-71.64	-11.50	-13.0	-58.64	282.00	Horizontal	Horizontal	Pass
893.082	-60.45	0.26	-13.0	-47.45	182.00	Horizontal	Horizontal	N/A
2548.000	-53.76	1.66	-13.0	-40.76	360.00	Horizontal	Horizontal	Pass
9332.500	-38.70	19.05	-13.0	-25.70	24.00	Horizontal	Horizontal	Pass

2 GSM1900 GPRS
2.1 GSM1900 GPRS, Low Channel

RSE-V GSM1900 GPRS CH512

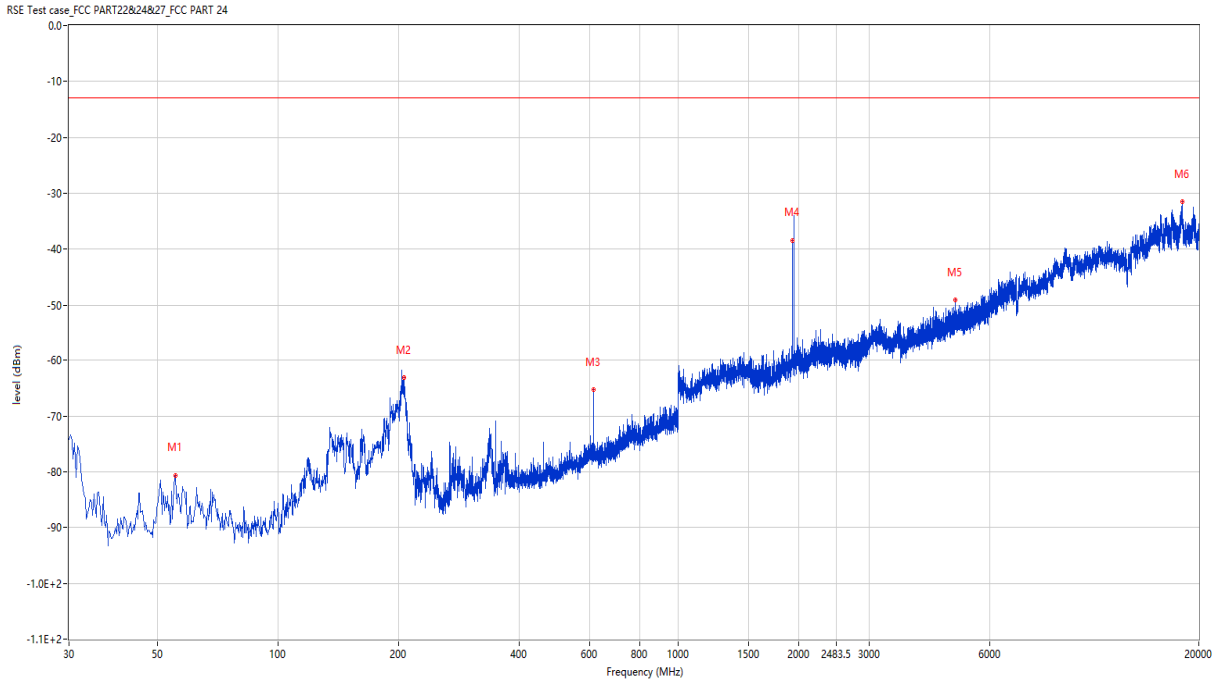
RSE Test case FCC PART22&24&27 FCC PART 24



Frequency (MHz)	Result (dBm)	Factor (dB)	PK Limit (dBm)	Over Limit (dB)	Table (o)	ANT	EUT	Verdict
52.795	-69.83	-17.02	-13.0	-56.83	10.00	Vertical	Horizontal	Pass
206.055	-65.45	-17.45	-13.0	-52.45	86.00	Vertical	Horizontal	Pass
339.672	-72.42	-11.57	-13.0	-59.42	118.00	Vertical	Horizontal	Pass
1930.500	-40.19	-1.90	-13.0	-27.19	124.00	Vertical	Horizontal	N/A
3152.000	-52.09	4.44	-13.0	-39.09	256.00	Vertical	Horizontal	Pass
18053.249	-31.01	33.13	-13.0	-18.01	247.00	Vertical	Horizontal	Pass

GSM1900 GPRS, Low Channel

RSE-H GSM1900 GPRS CH512

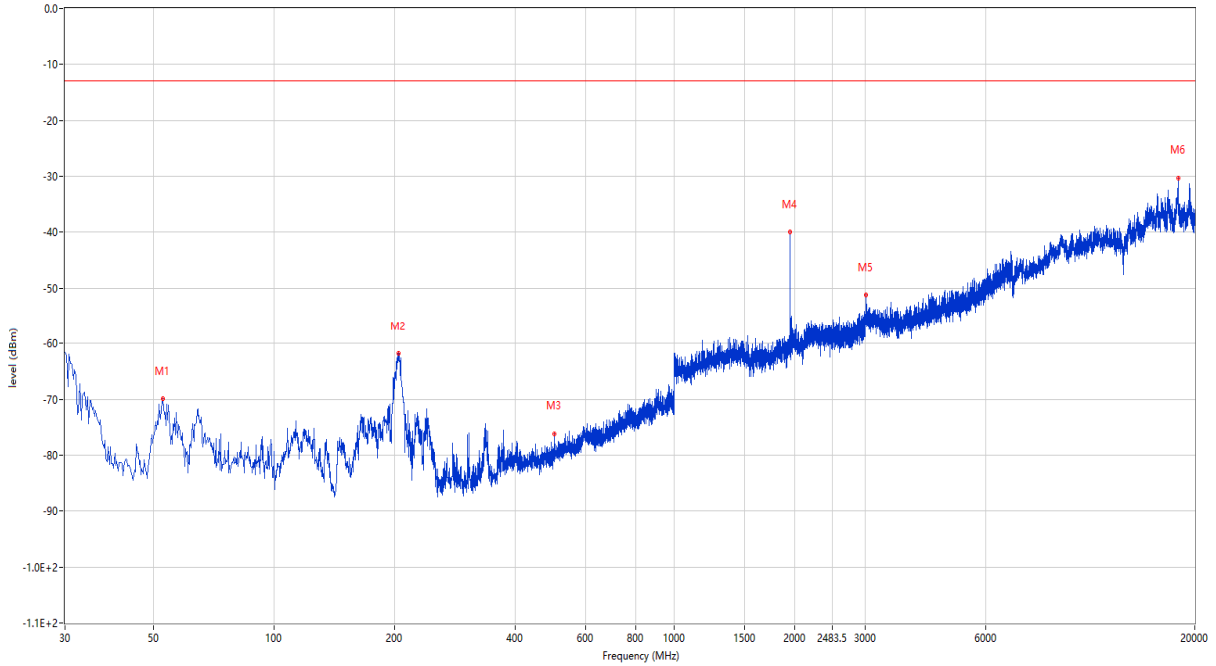


Frequency (MHz)	Result (dBm)	Factor (dB)	PK Limit (dBm)	Over Limit (dB)	Table (o)	ANT	EUT	Verdict
55.462	-80.61	-16.53	-13.0	-67.61	180.00	Horizontal	Horizontal	Pass
206.055	-63.13	-17.45	-13.0	-50.13	317.00	Horizontal	Horizontal	Pass
614.425	-65.26	-4.53	-13.0	-52.26	70.00	Horizontal	Horizontal	Pass
1930.000	-38.50	-1.09	-13.0	-25.50	214.00	Horizontal	Horizontal	N/A
4931.000	-48.99	8.59	-13.0	-35.99	20.00	Horizontal	Horizontal	Pass
18166.999	-31.54	34.18	-13.0	-18.54	319.00	Horizontal	Horizontal	Pass

2.2 GSM1900 GPRS, Middle Channel

RSE-V GSM1900 GPRS CH661

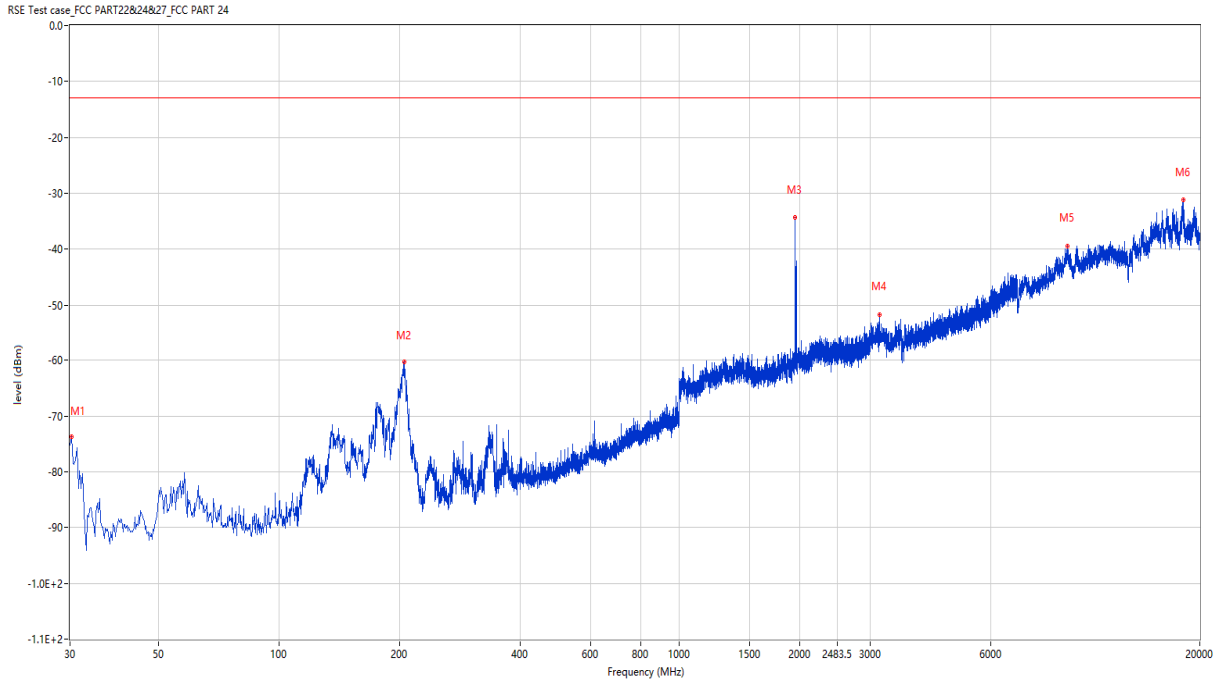
RSE Test case_FCC PART22&24&27_FCC PART 24



Frequency (MHz)	Result (dBm)	Factor (dB)	PK Limit (dBm)	Over Limit (dB)	Table (o)	ANT	EUT	Verdict
52.795	-69.99	-17.02	-13.0	-56.99	93.00	Vertical	Horizontal	Pass
204.115	-61.86	-17.72	-13.0	-48.86	280.00	Vertical	Horizontal	Pass
502.390	-76.26	-7.84	-13.0	-63.26	0.00	Vertical	Horizontal	Pass
1960.500	-39.99	-1.90	-13.0	-26.99	129.00	Vertical	Horizontal	N/A
3011.000	-51.20	4.48	-13.0	-38.20	303.00	Vertical	Horizontal	Pass
18173.499	-30.26	34.20	-13.0	-17.26	0.00	Vertical	Horizontal	Pass

GSM1900 GPRS, Middle Channel

RSE-H GSM1900 GPRS CH661

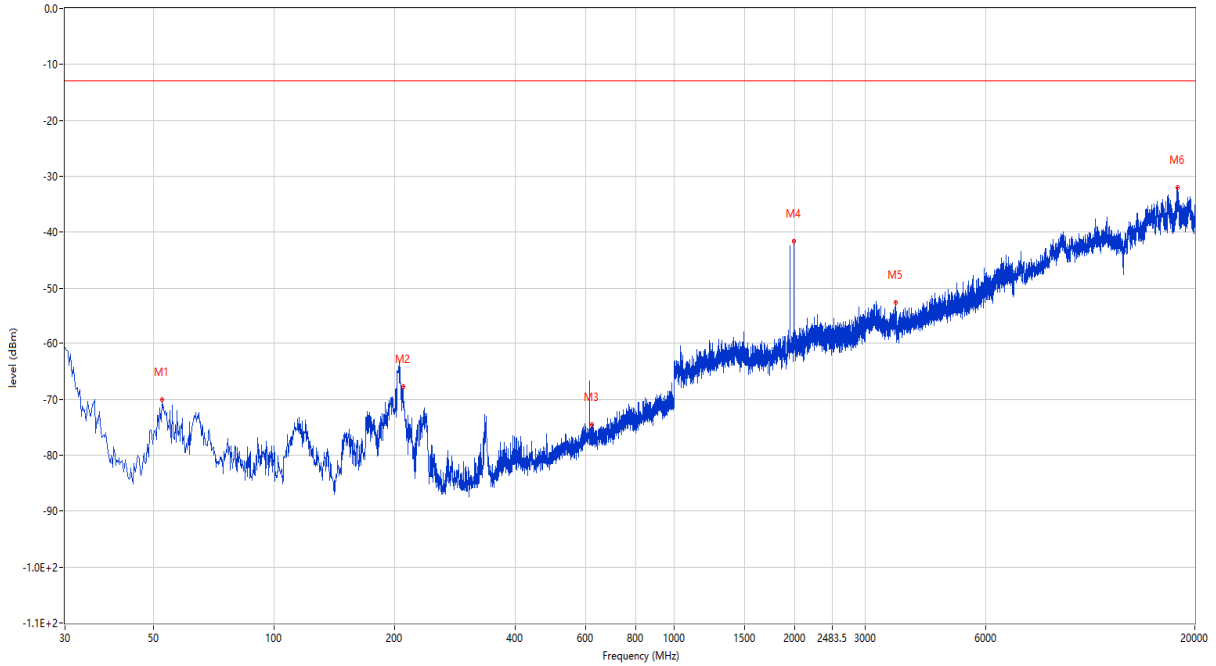


Frequency (MHz)	Result (dBm)	Factor (dB)	PK Limit (dBm)	Over Limit (dB)	Table (o)	ANT	EUT	Verdict
30.000	-75.23	-20.64	-13.0	-62.23	220.00	Horizontal	Horizontal	Pass
205.085	-60.35	-17.72	-13.0	-47.35	288.00	Horizontal	Horizontal	Pass
1960.000	-34.25	-1.99	-13.0	-21.25	142.00	Horizontal	Horizontal	N/A
3170.000	-51.70	4.70	-13.0	-38.70	1.00	Horizontal	Horizontal	Pass
9356.250	-39.35	18.80	-13.0	-26.35	0.00	Horizontal	Horizontal	Pass
18166.999	-31.15	34.18	-13.0	-18.15	143.00	Horizontal	Horizontal	Pass

2.3 GSM1900 GPRS, High Channel

RSE-V GSM1900 GPRS CH810

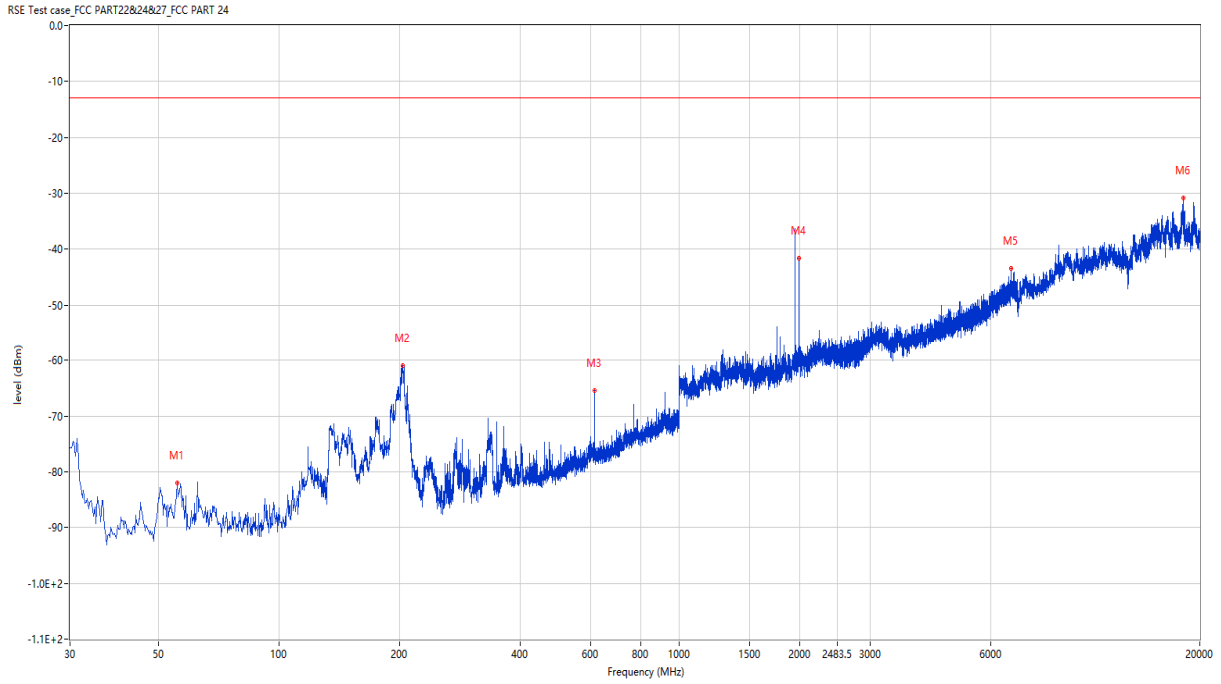
RSE Test case_FCC PART22&24&27_FCC PART 24



Frequency (MHz)	Result (dBm)	Factor (dB)	PK Limit (dBm)	Over Limit (dB)	Table (o)	ANT	EUT	Verdict
52.553	-70.13	-17.12	-13.0	-57.13	62.00	Vertical	Horizontal	Pass
210.178	-67.78	-17.16	-13.0	-54.78	288.00	Vertical	Horizontal	Pass
622.912	-74.54	-4.53	-13.0	-61.54	175.00	Vertical	Horizontal	Pass
1989.500	-41.65	-1.36	-13.0	-28.65	126.00	Vertical	Horizontal	N/A
3572.000	-52.59	5.59	-13.0	-39.59	159.00	Vertical	Horizontal	Pass
18108.500	-32.01	33.83	-13.0	-19.01	167.00	Vertical	Horizontal	Pass

GSM1900 GPRS, High Channel

RSE-H GSM1900 GPRS CH810



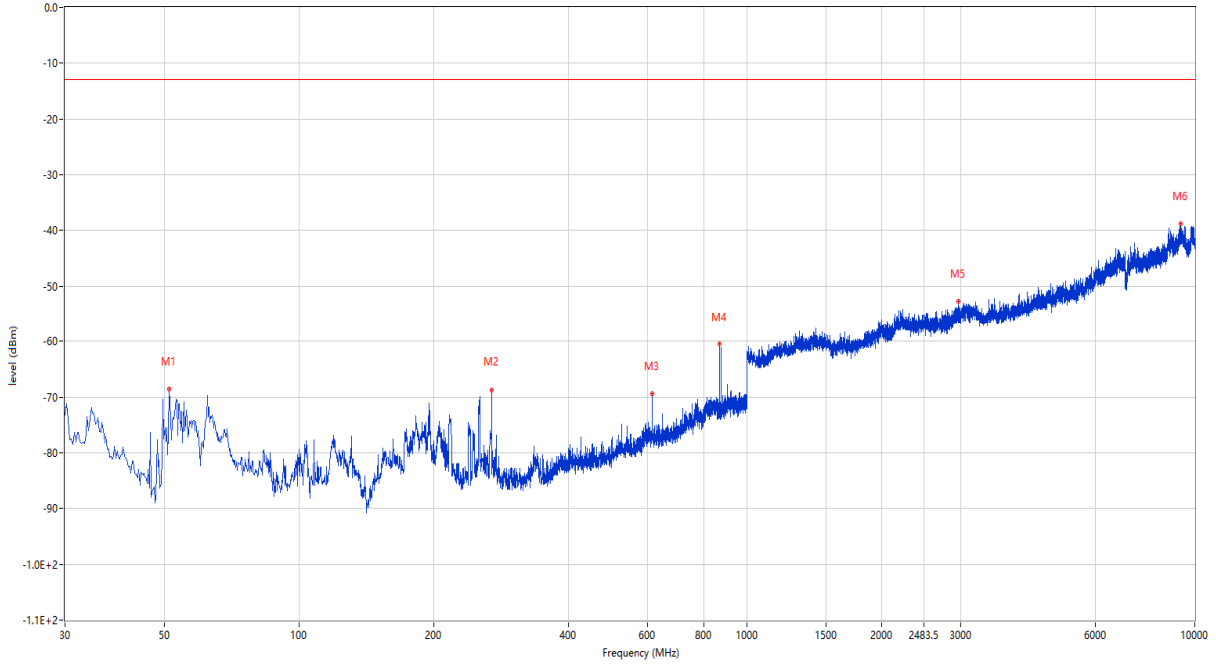
Frequency (MHz)	Result (dBm)	Factor (dB)	PK Limit (dBm)	Over Limit (dB)	Table (o)	ANT	EUT	Verdict
55.705	-81.96	-16.62	-13.0	-68.96	156.00	Horizontal	Horizontal	Pass
203.872	-60.89	-17.79	-13.0	-47.89	86.00	Horizontal	Horizontal	Pass
614.425	-65.45	-4.53	-13.0	-52.45	39.00	Horizontal	Horizontal	Pass
1990.000	-41.60	-1.10	-13.0	-28.60	360.00	Horizontal	Horizontal	N/A
6752.000	-43.44	14.52	-13.0	-30.44	152.00	Horizontal	Horizontal	Pass
18163.751	-30.83	34.19	-13.0	-17.83	270.00	Horizontal	Horizontal	Pass

3 GSM850 EGPRS

3.1 GSM850 EGPRS, Low Channel

RSE-V GSM850 EGPRS CH128

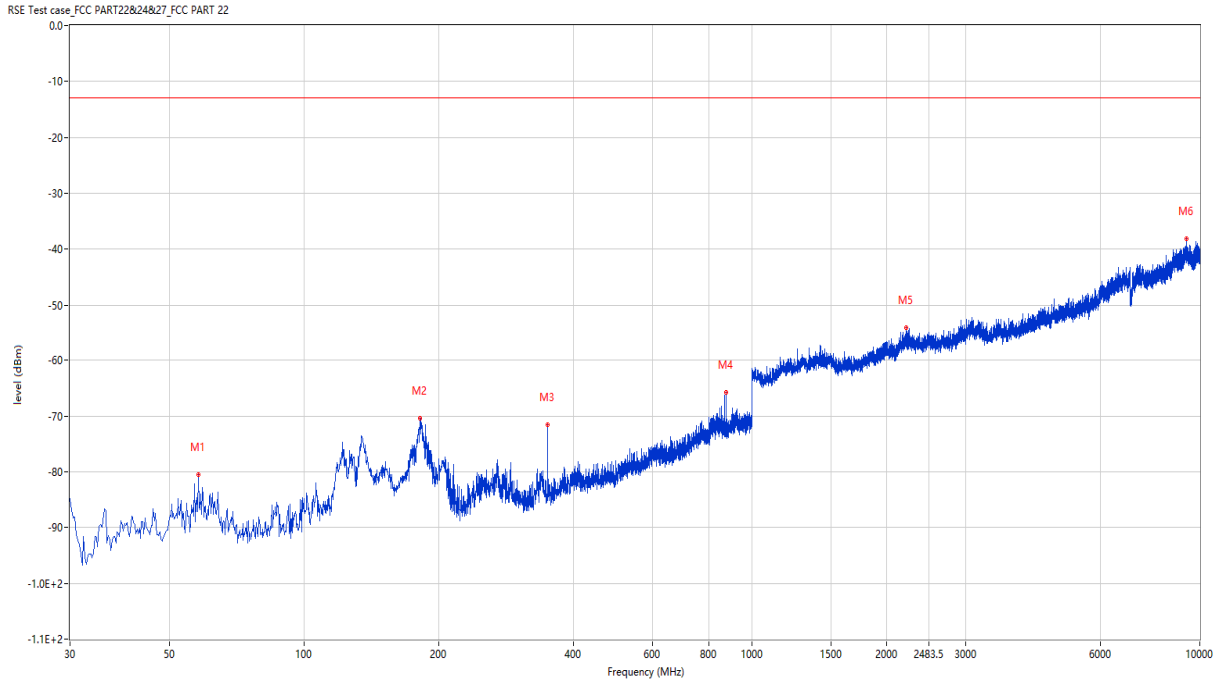
RSE Test case_FCC PART22&24&27_FCC PART 22



Frequency (MHz)	Result (dBm)	Factor (dB)	PK Limit (dBm)	Over Limit (dB)	Table (o)	ANT	EUT	Verdict
51.340	-68.60	-17.21	-13.0	-55.60	2.00	Vertical	Horizontal	Pass
268.862	-68.69	-13.14	-13.0	-55.69	131.00	Vertical	Horizontal	Pass
614.425	-69.49	-4.49	-13.0	-56.49	108.00	Vertical	Horizontal	Pass
869.050	-60.53	0.11	-13.0	-47.53	236.00	Vertical	Horizontal	N/A
2967.000	-52.65	3.67	-13.0	-39.65	143.00	Vertical	Horizontal	Pass
9286.750	-38.81	18.69	-13.0	-25.81	0.00	Vertical	Horizontal	Pass

GSM850 EGPRS, Low Channel

RSE-H GSM850 EGPRS CH128

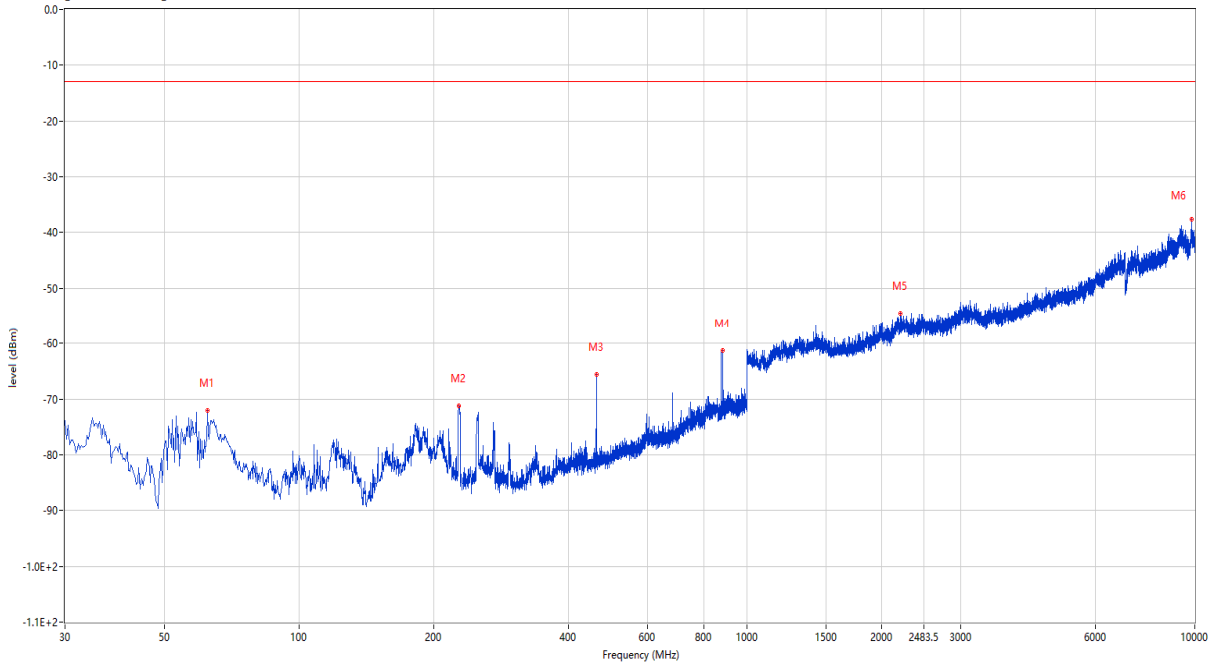


Frequency (MHz)	Result (dBm)	Factor (dB)	PK Limit (dBm)	Over Limit (dB)	Table (o)	ANT	EUT	Verdict
58.130	-80.58	-16.75	-13.0	-67.58	168.00	Horizontal	Horizontal	Pass
181.320	-70.42	-17.63	-13.0	-57.42	19.00	Horizontal	Horizontal	Pass
350.100	-71.49	-11.50	-13.0	-58.49	360.00	Horizontal	Horizontal	Pass
869.082	-65.72	0.26	-13.0	-52.72	253.00	Horizontal	Horizontal	N/A
2208.500	-54.06	0.15	-13.0	-41.06	210.00	Horizontal	Horizontal	Pass
9319.750	-38.12	19.27	-13.0	-25.12	78.00	Horizontal	Horizontal	Pass

3.2 GSM850 EGPRS, Middle Channel

RSE-V GSM850 EGPRS CH190

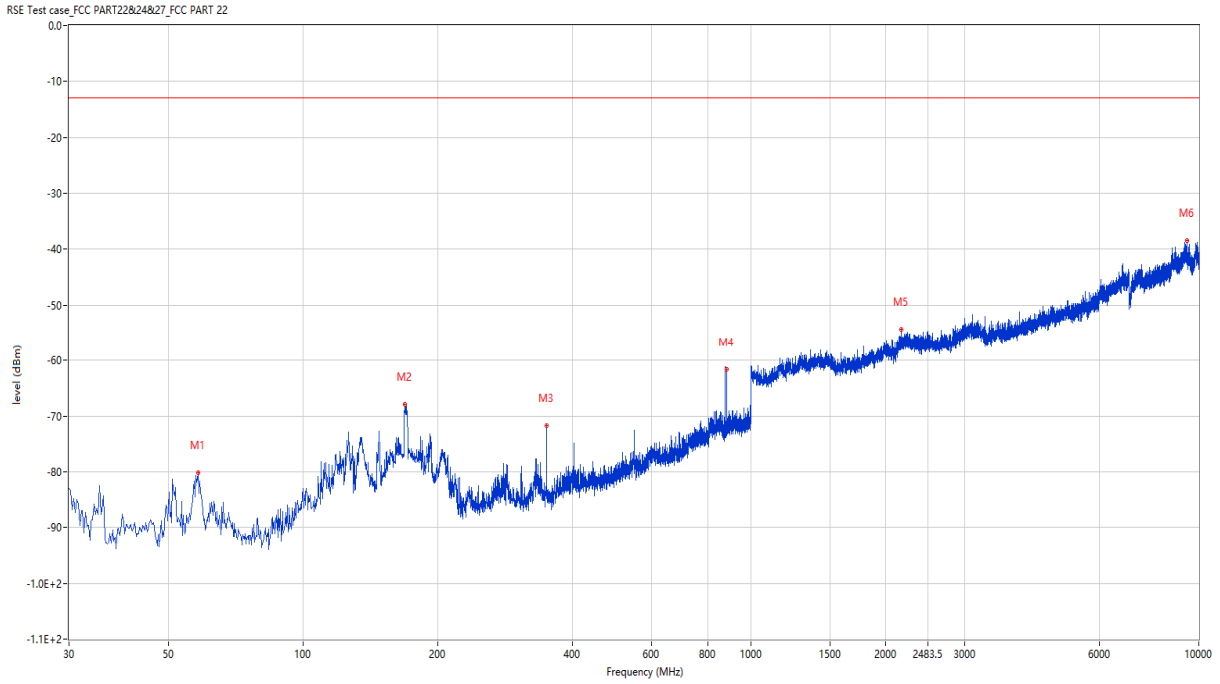
RSE Test case_FCC PART22&24&27_FCC PART 22



Frequency (MHz)	Result (dBm)	Factor (dB)	PK Limit (dBm)	Over Limit (dB)	Table (o)	ANT	EUT	Verdict
62.495	-72.00	-15.80	-13.0	-59.00	258.00	Vertical	Horizontal	Pass
226.910	-71.28	-14.84	-13.0	-58.28	185.00	Vertical	Horizontal	Pass
460.922	-65.55	-8.79	-13.0	-52.55	233.00	Vertical	Horizontal	Pass
881.660	-61.31	0.80	-13.0	-48.31	283.00	Vertical	Horizontal	N/A
2202.000	-54.46	0.69	-13.0	-41.46	19.00	Vertical	Horizontal	Pass
9840.250	-37.60	21.21	-13.0	-24.60	320.00	Vertical	Horizontal	Pass

GSM850 EGPRS, Middle Channel

RSE-H GSM850 EGPRS CH190

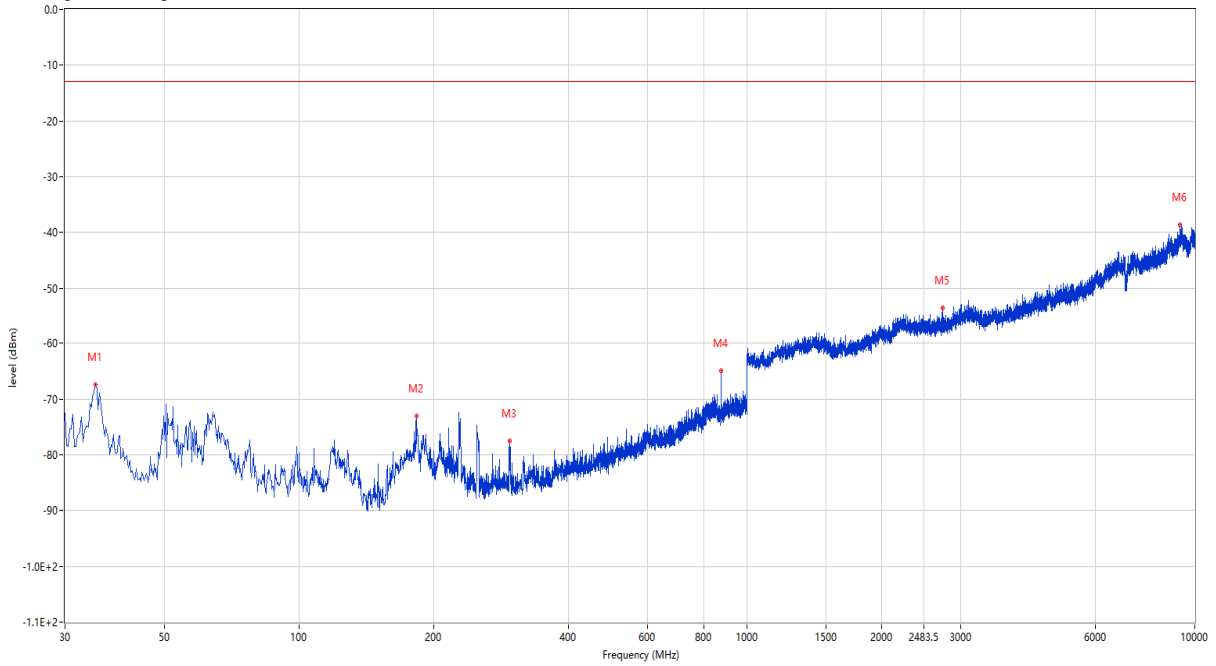


Frequency (MHz)	Result (dBm)	Factor (dB)	PK Limit (dBm)	Over Limit (dB)	Table (o)	ANT	EUT	Verdict
58.373	-80.24	-16.64	-13.0	-67.24	103.00	Horizontal	Horizontal	Pass
168.468	-67.91	-18.47	-13.0	-54.91	43.00	Horizontal	Horizontal	Pass
350.100	-71.67	-11.50	-13.0	-58.67	0.00	Horizontal	Horizontal	Pass
881.660	-61.68	0.80	-13.0	-48.68	182.00	Horizontal	Horizontal	N/A
2165.500	-54.42	0.32	-13.0	-41.42	120.00	Horizontal	Horizontal	Pass
9397.750	-38.37	19.30	-13.0	-25.37	304.00	Horizontal	Horizontal	Pass

3.3 GSM850 EGPRS, High Channel

RSE-V GSM850 EGPRS CH251

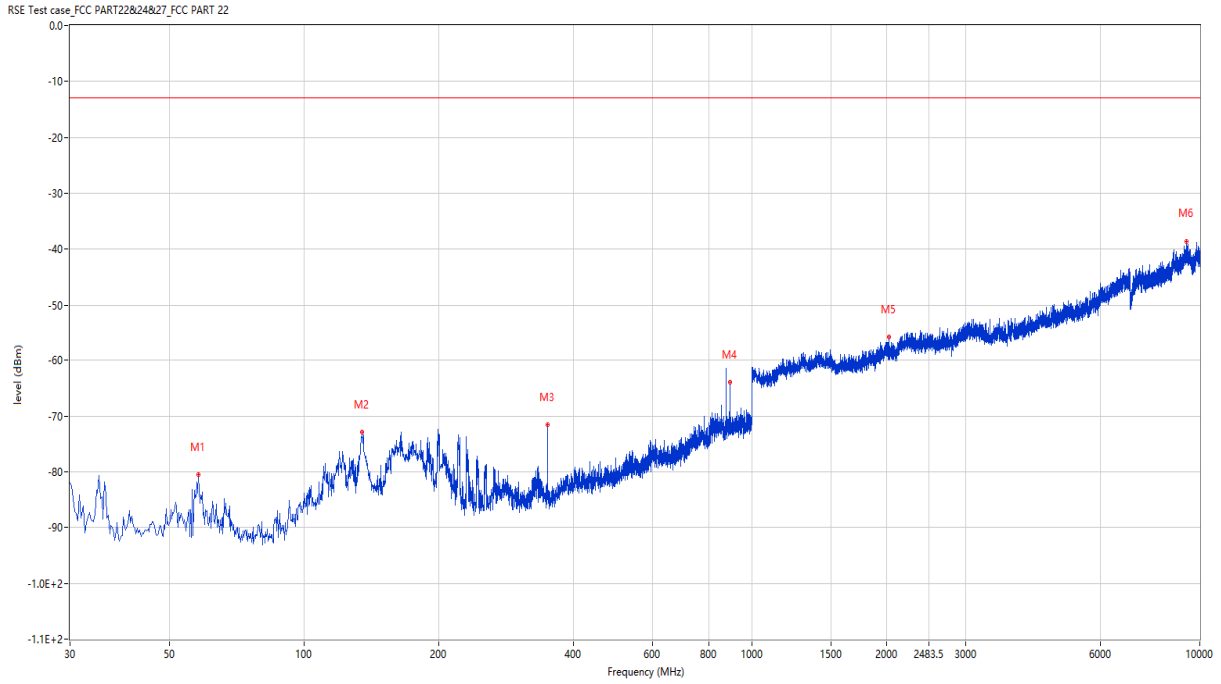
RSE Test case_FCC PART22&24&27_FCC PART 22



Frequency (MHz)	Result (dBm)	Factor (dB)	PK Limit (dBm)	Over Limit (dB)	Table (o)	ANT	EUT	Verdict
35.093	-67.42	-19.66	-13.0	-54.42	299.00	Vertical	Horizontal	Pass
182.532	-73.11	-17.58	-13.0	-60.11	258.00	Vertical	Horizontal	Pass
294.810	-77.48	-12.73	-13.0	-64.48	175.00	Vertical	Horizontal	Pass
893.082	-64.91	0.26	-13.0	-51.91	155.00	Vertical	Horizontal	N/A
2732.000	-53.52	1.97	-13.0	-40.52	351.00	Vertical	Horizontal	Pass
9268.750	-38.63	18.54	-13.0	-25.63	246.00	Vertical	Horizontal	Pass

GSM850 EGPRS, High Channel

RSE-H GSM850 EGPRS CH251



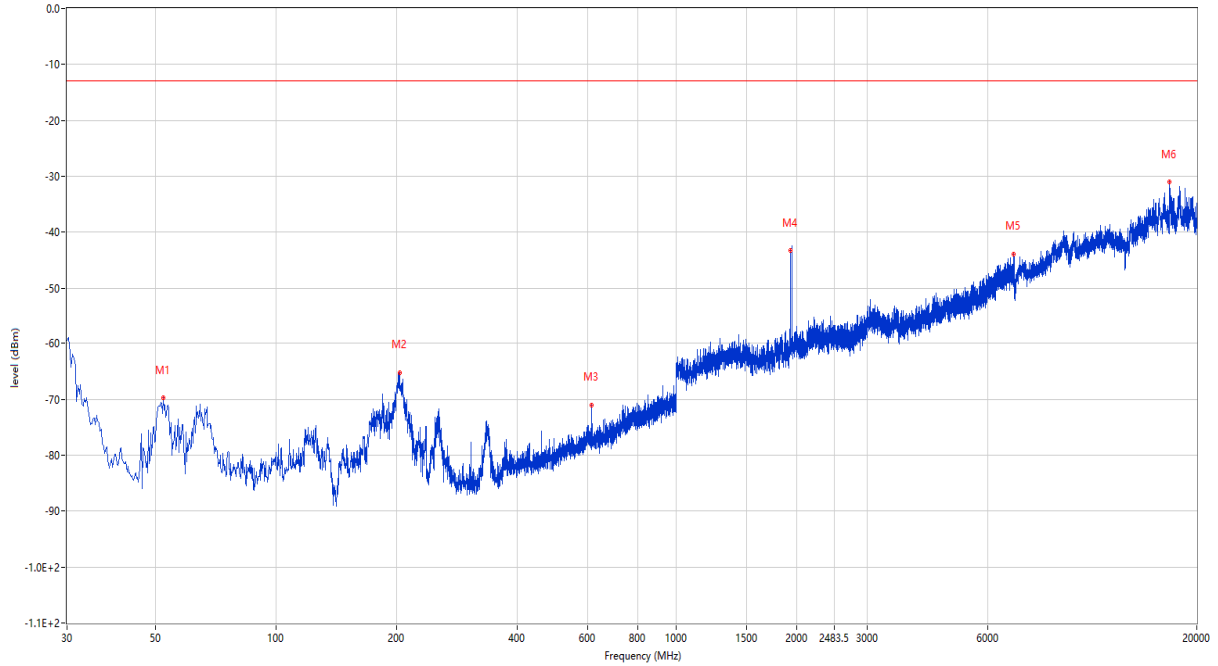
Frequency (MHz)	Result (dBm)	Factor (dB)	PK Limit (dBm)	Over Limit (dB)	Table (o)	ANT	EUT	Verdict
58.130	-80.55	-16.75	-13.0	-67.55	137.00	Horizontal	Horizontal	Pass
134.518	-72.87	-21.93	-13.0	-59.87	178.00	Horizontal	Horizontal	Pass
350.100	-71.53	-11.50	-13.0	-58.53	279.00	Horizontal	Horizontal	Pass
893.785	-63.98	1.17	-13.0	-50.98	36.00	Horizontal	Horizontal	N/A
2020.000	-55.71	-1.33	-13.0	-42.71	40.00	Horizontal	Horizontal	Pass
9340.000	-38.53	18.88	-13.0	-25.53	164.00	Horizontal	Horizontal	Pass

4 GSM1900 EGPRS

4.1 GSM1900 EGPRS, Low Channel

RSE-V GSM1900 EGPRS CH512

RSE Test case_FCC PART2&24&27_FCC PART 24

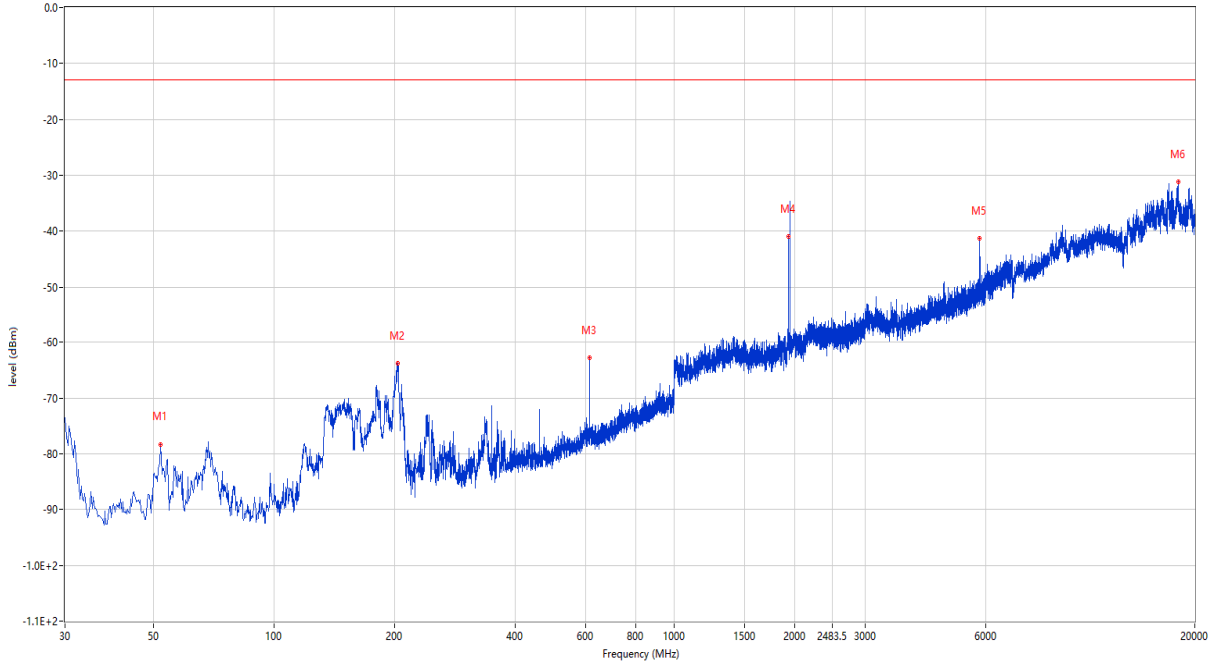


Frequency (MHz)	Result (dBm)	Factor (dB)	PK Limit (dBm)	Over Limit (dB)	Table (o)	ANT	EUT	Verdict
52.310	-69.82	-17.18	-13.0	-56.82	278.00	Vertical	Horizontal	Pass
203.388	-65.22	-17.64	-13.0	-52.22	264.00	Vertical	Horizontal	Pass
614.425	-71.00	-4.53	-13.0	-58.00	73.00	Vertical	Horizontal	Pass
1930.000	-43.27	-1.09	-13.0	-30.27	97.00	Vertical	Horizontal	N/A
6962.000	-43.97	14.83	-13.0	-30.97	277.00	Vertical	Horizontal	Pass
17110.750	-31.02	30.50	-13.0	-18.02	218.00	Vertical	Horizontal	Pass

GSM1900 EGPRS, Low Channel

RSE-H GSM1900 EGPRS CH512

RSE Test case_FCC PART22&24&27_FCC PART 24

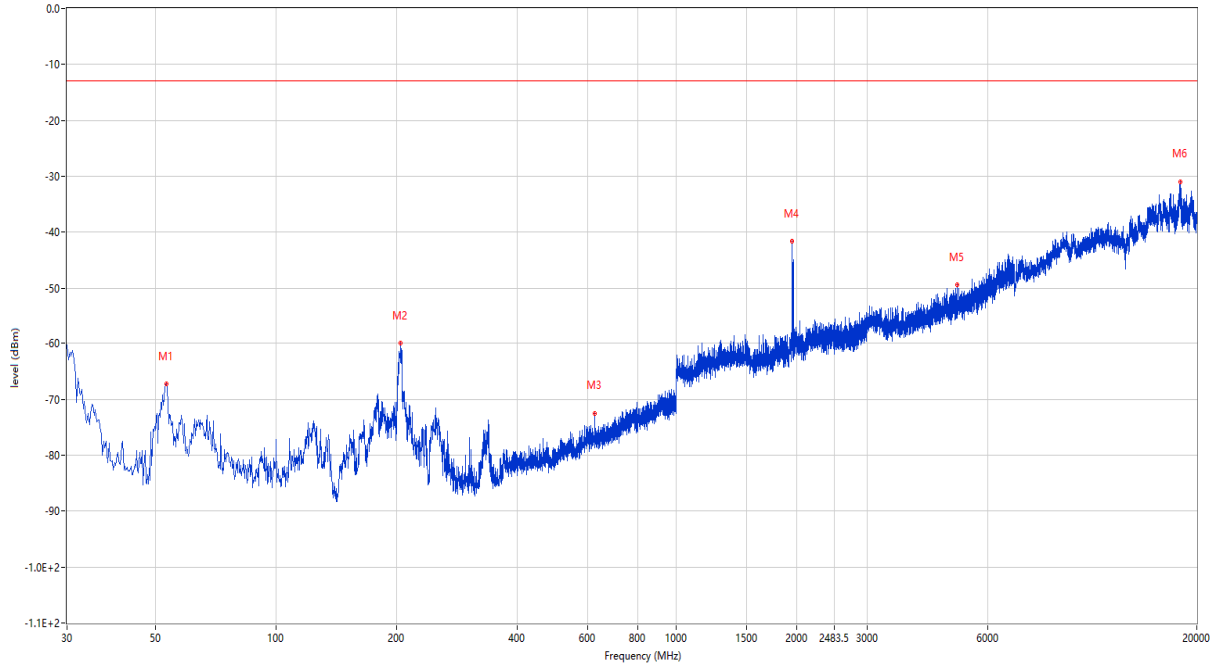


Frequency (MHz)	Result (dBm)	Factor (dB)	PK Limit (dBm)	Over Limit (dB)	Table (o)	ANT	EUT	Verdict
52.068	-78.29	-17.22	-13.0	-65.29	2.00	Horizontal	Horizontal	Pass
203.872	-63.80	-17.79	-13.0	-50.80	294.00	Horizontal	Horizontal	Pass
614.425	-62.85	-4.53	-13.0	-49.85	57.00	Horizontal	Horizontal	Pass
1930.000	-40.98	-1.09	-13.0	-27.98	170.00	Horizontal	Horizontal	N/A
5799.000	-41.26	10.35	-13.0	-28.26	252.00	Horizontal	Horizontal	Pass
18209.249	-31.07	34.41	-13.0	-18.07	360.00	Horizontal	Horizontal	Pass

4.2 GSM1900 EGPRS, Middle Channel

RSE-V GSM1900 EGPRS CH661

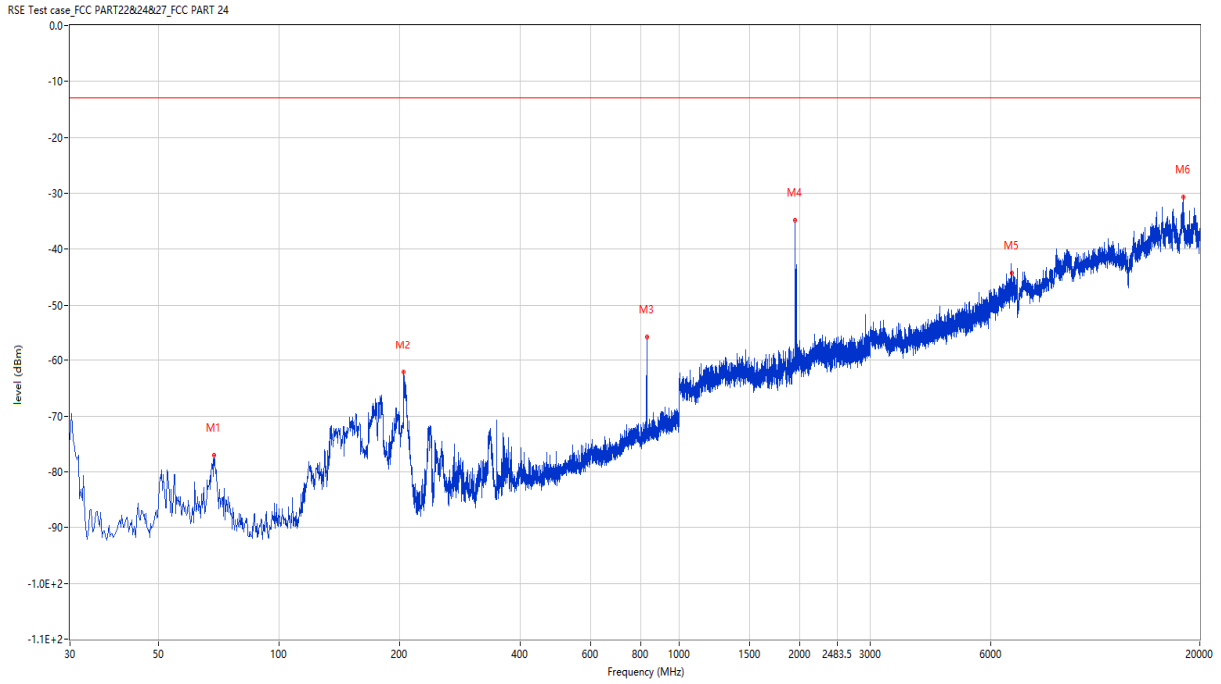
RSE Test case_FCC PART22&24&27_FCC PART 24



Frequency (MHz)	Result (dBm)	Factor (dB)	PK Limit (dBm)	Over Limit (dB)	Table (o)	ANT	EUT	Verdict
53.280	-67.30	-16.79	-13.0	-54.30	0.00	Vertical	Horizontal	Pass
204.842	-59.90	-17.83	-13.0	-46.90	125.00	Vertical	Horizontal	Pass
624.610	-72.50	-4.54	-13.0	-59.50	182.00	Vertical	Horizontal	Pass
1960.000	-41.55	-1.99	-13.0	-28.55	122.00	Vertical	Horizontal	N/A
5041.000	-49.40	8.66	-13.0	-36.40	78.00	Vertical	Horizontal	Pass
18160.501	-30.92	34.19	-13.0	-17.92	283.00	Vertical	Horizontal	Pass

GSM1900 EGPRS, Middle Channel

RSE-H GSM1900 EGPRS CH661

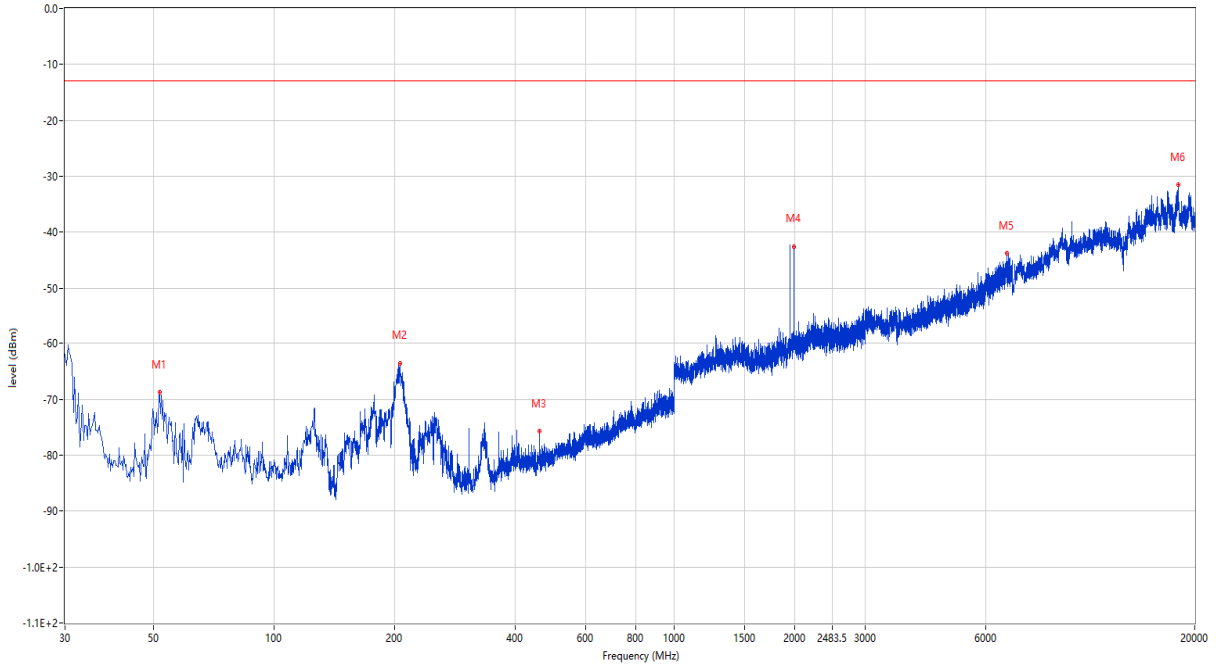


Frequency (MHz)	Result (dBm)	Factor (dB)	PK Limit (dBm)	Over Limit (dB)	Table (o)	ANT	EUT	Verdict
68.800	-77.01	-17.04	-13.0	-64.01	207.00	Horizontal	Horizontal	Pass
204.842	-62.14	-17.83	-13.0	-49.14	287.00	Horizontal	Horizontal	Pass
829.038	-55.67	-0.72	-13.0	-42.67	0.00	Horizontal	Horizontal	Pass
1960.500	-34.79	-1.90	-13.0	-21.79	137.00	Horizontal	Horizontal	N/A
6783.000	-44.30	13.81	-13.0	-31.30	287.00	Horizontal	Horizontal	Pass
18166.999	-30.62	34.18	-13.0	-17.62	259.00	Horizontal	Horizontal	Pass

4.3 GSM1900 EGPRS, High Channel

RSE-V GSM1900 EGPRS CH810

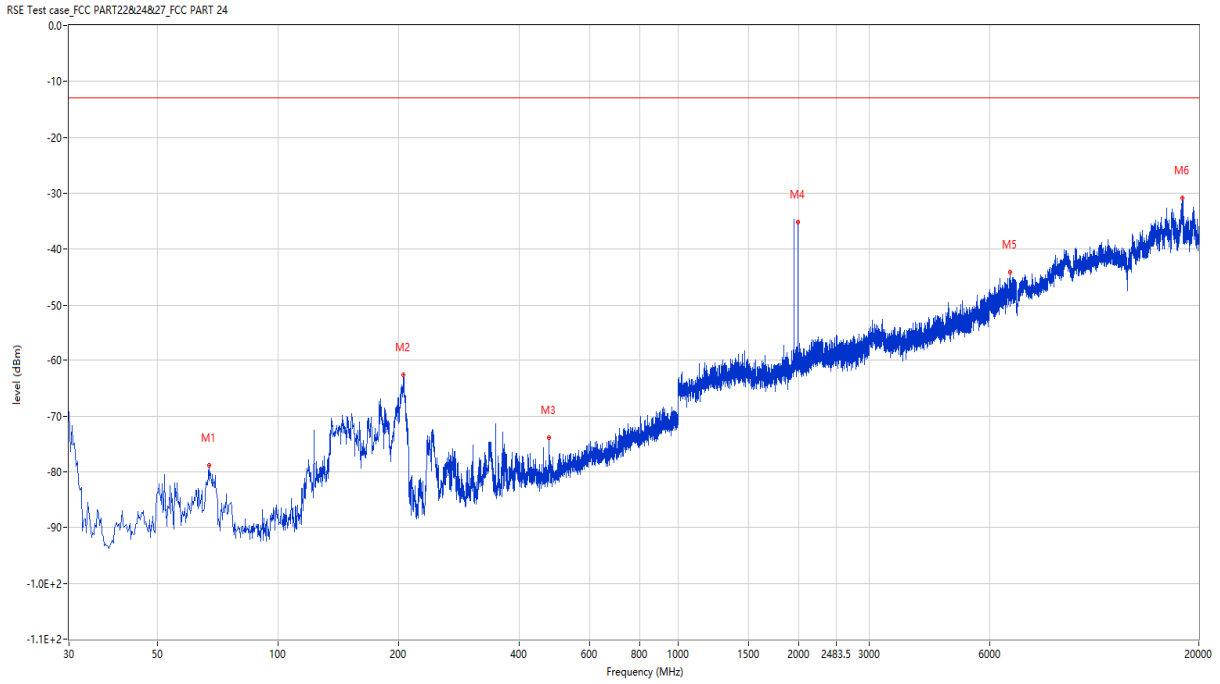
RSE Test case_FCC PART22&24&27_FCC PART 24



Frequency (MHz)	Result (dBm)	Factor (dB)	PK Limit (dBm)	Over Limit (dB)	Table (o)	ANT	EUT	Verdict
51.825	-68.72	-17.22	-13.0	-55.72	90.00	Vertical	Horizontal	Pass
206.298	-63.55	-17.58	-13.0	-50.55	173.00	Vertical	Horizontal	Pass
460.922	-75.71	-8.72	-13.0	-62.71	49.00	Vertical	Horizontal	Pass
1990.000	-42.52	-1.10	-13.0	-29.52	78.00	Vertical	Horizontal	N/A
6787.000	-43.80	13.64	-13.0	-30.80	99.00	Vertical	Horizontal	Pass
18157.251	-31.46	34.16	-13.0	-18.46	182.00	Vertical	Horizontal	Pass

GSM1900 EGPRS, High Channel

RSE-H GSM1900 EGPRS CH810

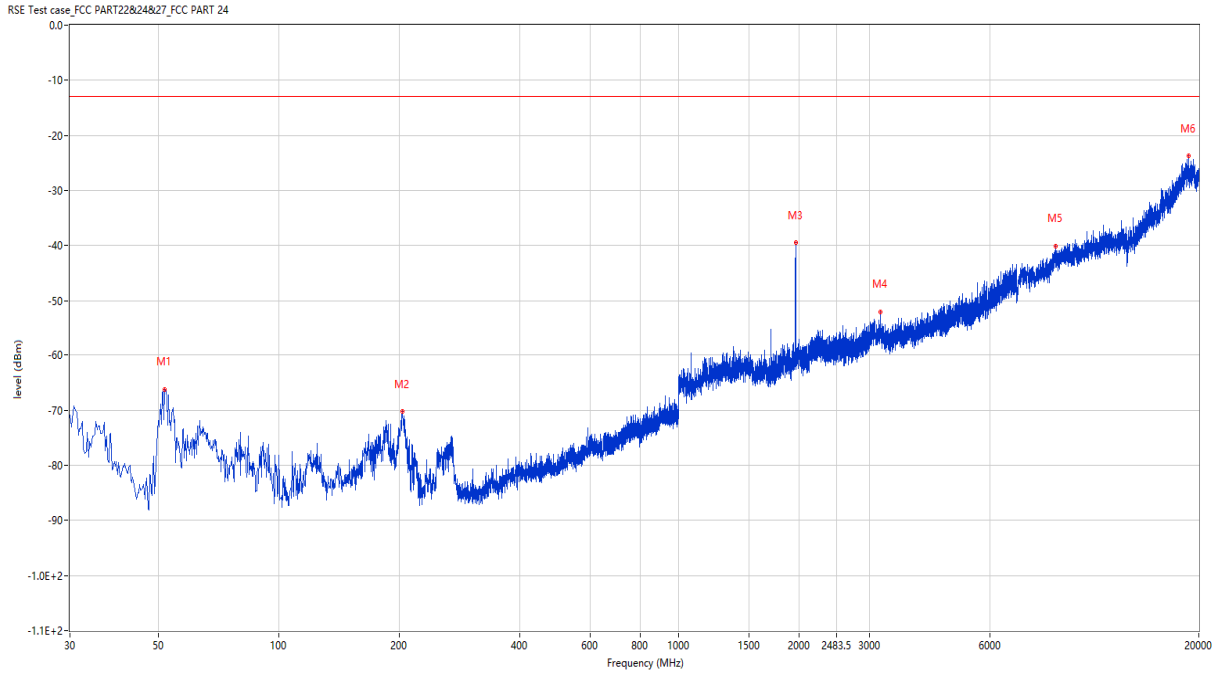


Frequency (MHz)	Result (dBm)	Factor (dB)	PK Limit (dBm)	Over Limit (dB)	Table (o)	ANT	EUT	Verdict
67.103	-78.92	-16.92	-13.0	-65.92	354.00	Horizontal	Horizontal	Pass
205.812	-62.68	-17.53	-13.0	-49.68	325.00	Horizontal	Horizontal	Pass
475.715	-73.84	-8.33	-13.0	-60.84	141.00	Horizontal	Horizontal	Pass
1990.000	-35.14	-1.10	-13.0	-22.14	205.00	Horizontal	Horizontal	N/A
6739.000	-44.01	14.12	-13.0	-31.01	355.00	Horizontal	Horizontal	Pass
18225.500	-30.89	34.32	-13.0	-17.89	72.00	Horizontal	Horizontal	Pass

5 LTE-CAT_M1 Band 2

5.1 LTE-CAT_M1 Band 2 BW1.4, Middle Channel

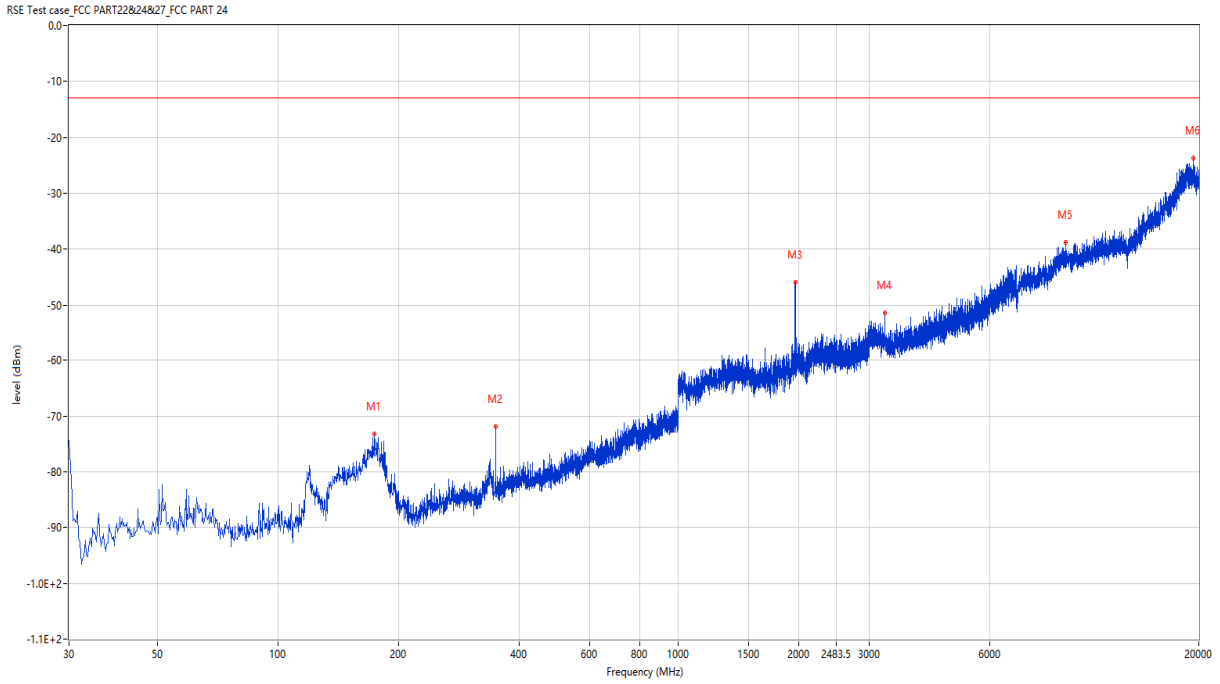
RSE-V LTE-CAT_M1 Band 2 BW1.4 CH18900



Frequency (MHz)	Result (dBm)	Factor (dB)	PK Limit (dBm)	Over Limit (dB)	Table (o)	ANT	EUT	Verdict
51.825	-66.19	-17.22	-13.0	-53.19	117.00	Vertical	Horizontal	Pass
203.872	-70.19	-17.79	-13.0	-57.19	300.00	Vertical	Horizontal	Pass
1960.000	-39.41	-1.70	-13.0	-26.41	328.00	Vertical	Horizontal	N/A
3199.000	-51.94	5.05	-13.0	-38.94	0.00	Vertical	Horizontal	Pass
8748.500	-40.03	18.94	-13.0	-27.03	360.00	Vertical	Horizontal	Pass
18862.500	-23.68	36.00	-13.0	-10.68	360.00	Vertical	Horizontal	Pass

LTE-CAT_M1 Band 2 BW1.4, Middle Channel

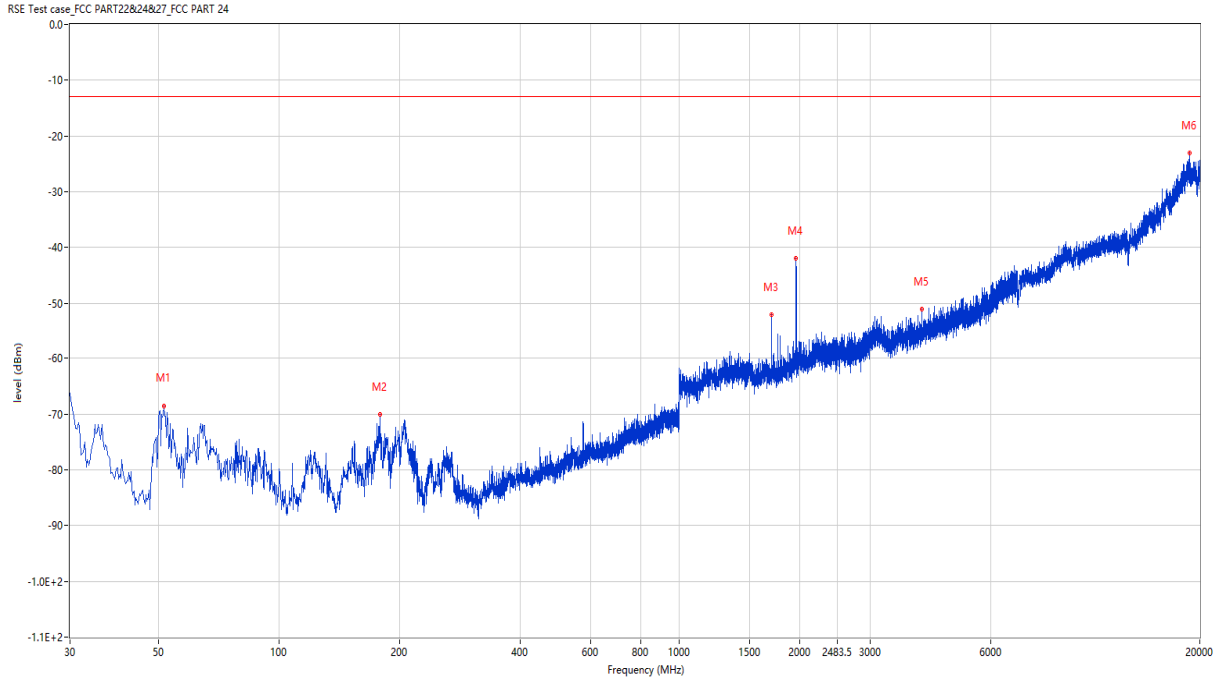
RSE-H LTE-CAT_M1 Band 2 BW1.4 CH18900



Frequency (MHz)	Result (dBm)	Factor (dB)	PK Limit (dBm)	Over Limit (dB)	Table (o)	ANT	EUT	Verdict
174.288	-73.23	-17.99	-13.0	-60.23	73.00	Horizontal	Horizontal	Pass
350.100	-71.91	-11.63	-13.0	-58.91	146.00	Horizontal	Horizontal	Pass
1960.000	-45.94	-1.70	-13.0	-32.94	214.00	Horizontal	Horizontal	N/A
3282.000	-51.41	4.24	-13.0	-38.41	217.00	Horizontal	Horizontal	Pass
9317.250	-38.84	19.27	-13.0	-25.84	298.00	Horizontal	Horizontal	Pass
19411.751	-23.73	34.19	-13.0	-10.73	276.00	Horizontal	Horizontal	Pass

5.2 LTE-CAT_M1 Band 2 BW3, Middle Channel

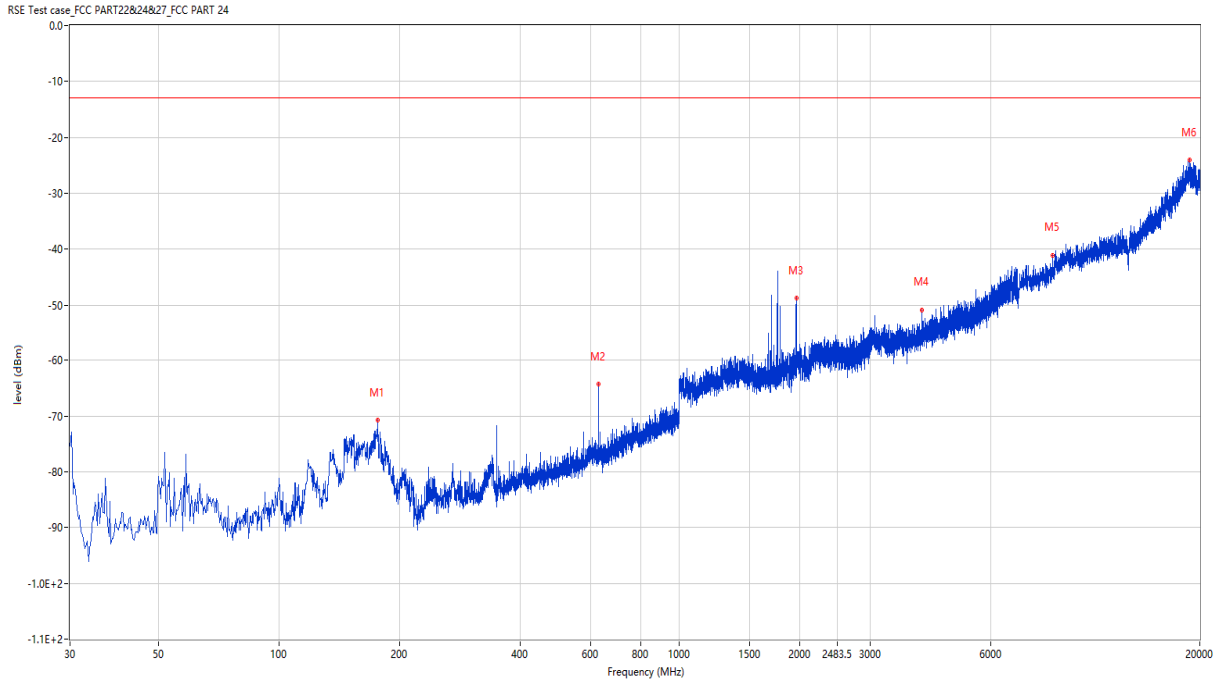
RSE-V LTE-CAT_M1 Band 2 BW3 CH18900



Frequency (MHz)	Result (dBm)	Factor (dB)	PK Limit (dBm)	Over Limit (dB)	Table (o)	ANT	EUT	Verdict
51.583	-68.52	-17.30	-13.0	-55.52	155.00	Vertical	Horizontal	Pass
178.410	-70.05	-17.81	-13.0	-57.05	359.00	Vertical	Horizontal	Pass
1702.000	-52.08	-4.20	-13.0	-39.08	164.00	Vertical	Horizontal	Pass
1959.500	-41.85	-1.71	-13.0	-28.85	268.00	Vertical	Horizontal	N/A
4040.000	-51.10	7.33	-13.0	-38.10	278.00	Vertical	Horizontal	Pass
18833.250	-22.98	35.57	-13.0	-9.98	358.00	Vertical	Horizontal	Pass

LTE-CAT_M1 Band 2 BW3, Middle Channel

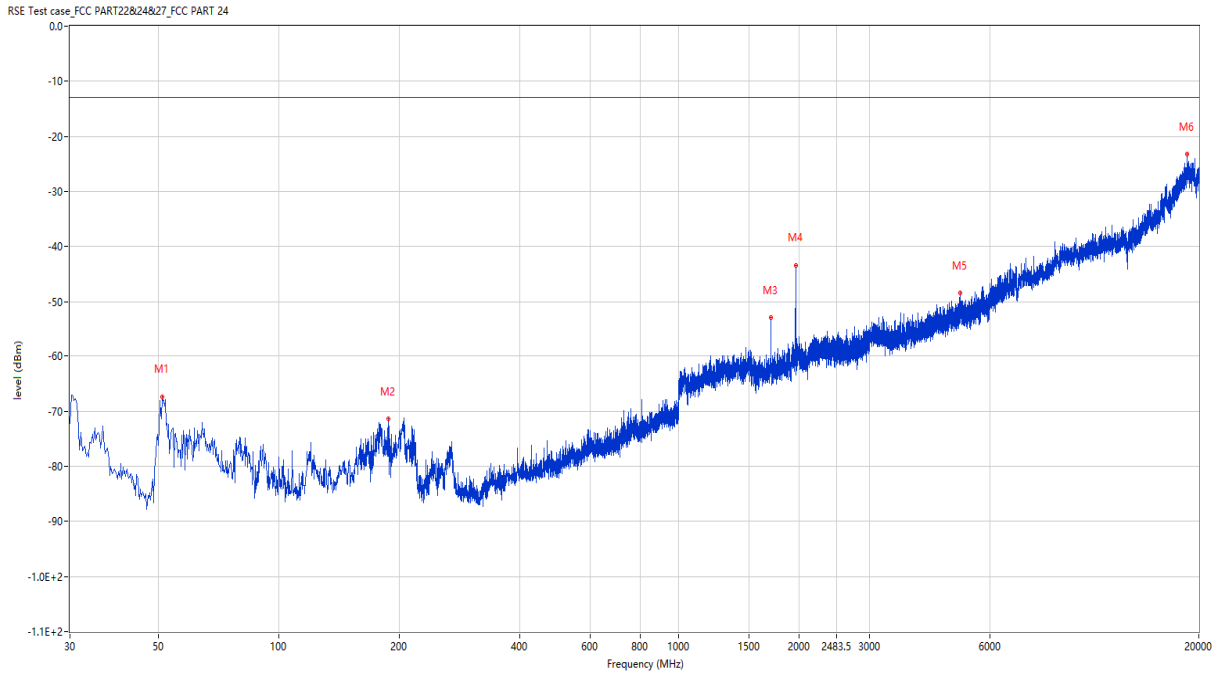
RSE-H LTE-CAT_M1 Band 2 BW3 CH18900



Frequency (MHz)	Result (dBm)	Factor (dB)	PK Limit (dBm)	Over Limit (dB)	Table (o)	ANT	EUT	Verdict
176.227	-70.81	-18.03	-13.0	-57.81	0.00	Horizontal	Horizontal	Pass
627.520	-64.32	-4.82	-13.0	-51.32	29.00	Horizontal	Horizontal	Pass
1960.500	-48.77	-1.87	-13.0	-35.77	258.00	Horizontal	Horizontal	N/A
4043.000	-50.91	7.26	-13.0	-37.91	240.00	Horizontal	Horizontal	Pass
8582.750	-41.06	16.68	-13.0	-28.06	165.00	Horizontal	Horizontal	Pass
18830.000	-24.03	35.60	-13.0	-11.03	360.00	Horizontal	Horizontal	Pass

5.3 LTE-CAT_M1 Band 2 BW5, Middle Channel

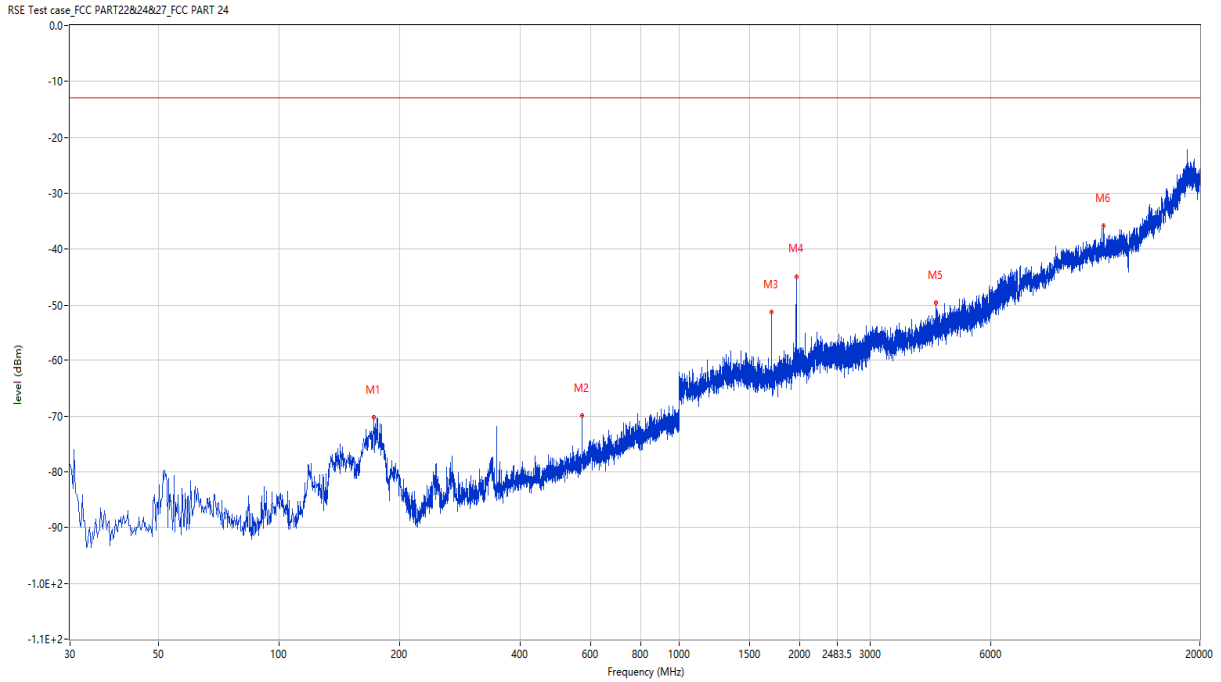
RSE-V LTE-CAT_M1 Band 2 BW5 CH18900



Frequency (MHz)	Result (dBm)	Factor (dB)	PK Limit (dBm)	Over Limit (dB)	Table (o)	ANT	EUT	Verdict
51.097	-67.46	-17.14	-13.0	-54.46	110.00	Vertical	Horizontal	Pass
188.110	-71.36	-17.26	-13.0	-58.36	235.00	Vertical	Horizontal	Pass
1703.000	-52.88	-4.20	-13.0	-39.88	20.00	Vertical	Horizontal	Pass
1962.000	-43.34	-1.61	-13.0	-30.34	293.00	Vertical	Horizontal	N/A
5068.000	-48.43	8.59	-13.0	-35.43	341.00	Vertical	Horizontal	Pass
18703.249	-23.19	35.63	-13.0	-10.19	210.00	Vertical	Horizontal	Pass

LTE-CAT_M1 Band 2 BW5, Middle Channel

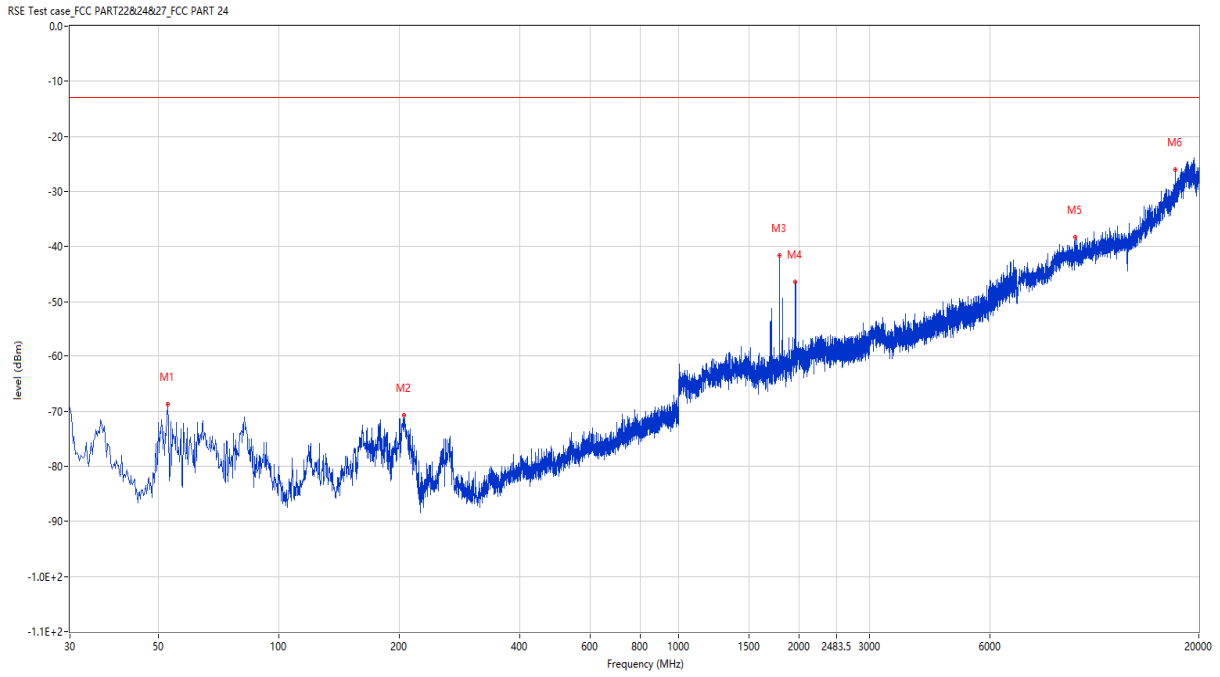
RSE-H LTE-CAT_M1 Band 2 BW5 CH18900



Frequency (MHz)	Result (dBm)	Factor (dB)	PK Limit (dBm)	Over Limit (dB)	Table (o)	ANT	EUT	Verdict
172.348	-70.20	-18.02	-13.0	-57.20	57.00	Horizontal	Horizontal	Pass
572.230	-69.98	-5.93	-13.0	-56.98	104.00	Horizontal	Horizontal	Pass
1703.000	-51.22	-4.20	-13.0	-38.22	360.00	Horizontal	Horizontal	Pass
1961.500	-44.83	-1.74	-13.0	-31.83	2.00	Horizontal	Horizontal	N/A
4384.000	-49.52	7.64	-13.0	-36.52	336.00	Horizontal	Horizontal	Pass
11511.000	-35.78	21.70	-13.0	-22.78	210.00	Horizontal	Horizontal	Pass

5.4 LTE-CAT_M1 Band 2 BW10, Middle Channel

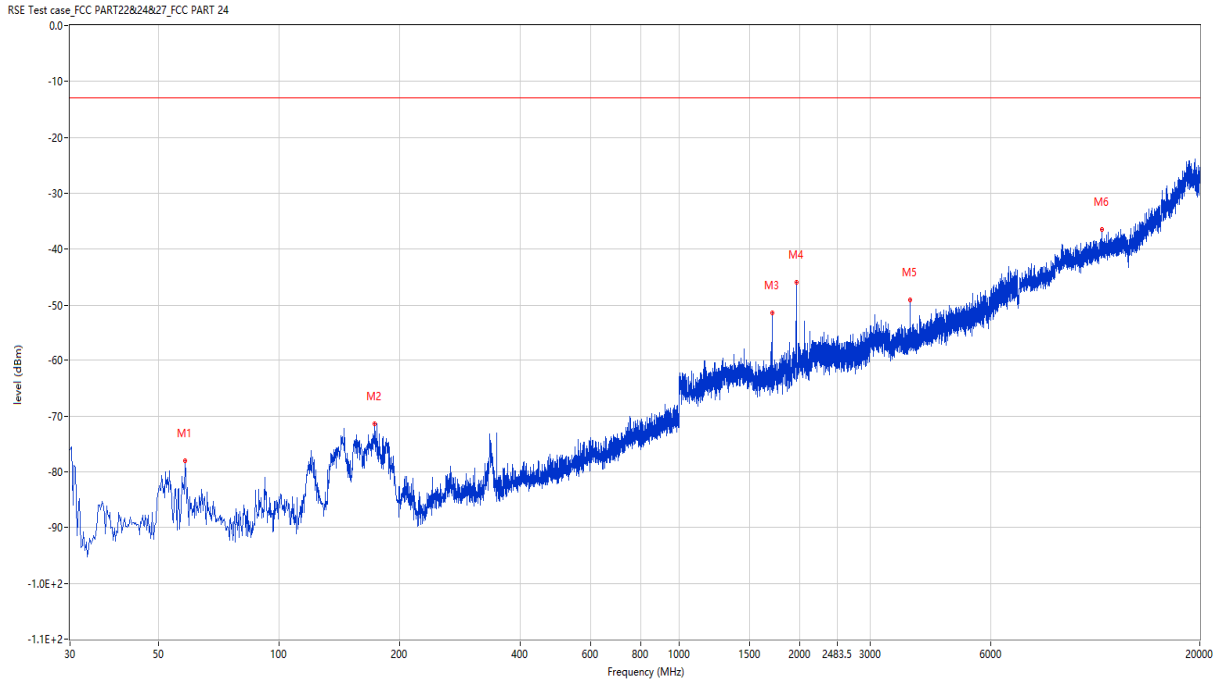
RSE-V LTE-CAT_M1 Band 2 BW10 CH18900



Frequency (MHz)	Result (dBm)	Factor (dB)	PK Limit (dBm)	Over Limit (dB)	Table (o)	ANT	EUT	Verdict
52.795	-68.82	-17.02	-13.0	-55.82	148.00	Vertical	Horizontal	Pass
205.570	-70.70	-17.63	-13.0	-57.70	255.00	Vertical	Horizontal	Pass
1786.500	-41.60	-3.31	-13.0	-28.60	339.00	Vertical	Horizontal	Pass
1959.000	-46.34	-2.35	-13.0	-33.34	360.00	Vertical	Horizontal	N/A
9827.500	-38.25	21.26	-13.0	-25.25	162.00	Vertical	Horizontal	Pass
17468.250	-25.98	32.33	-13.0	-12.98	101.00	Vertical	Horizontal	Pass

LTE-CAT_M1 Band 2 BW10, Middle Channel

RSE-H LTE-CAT_M1 Band 2 BW10 CH18900

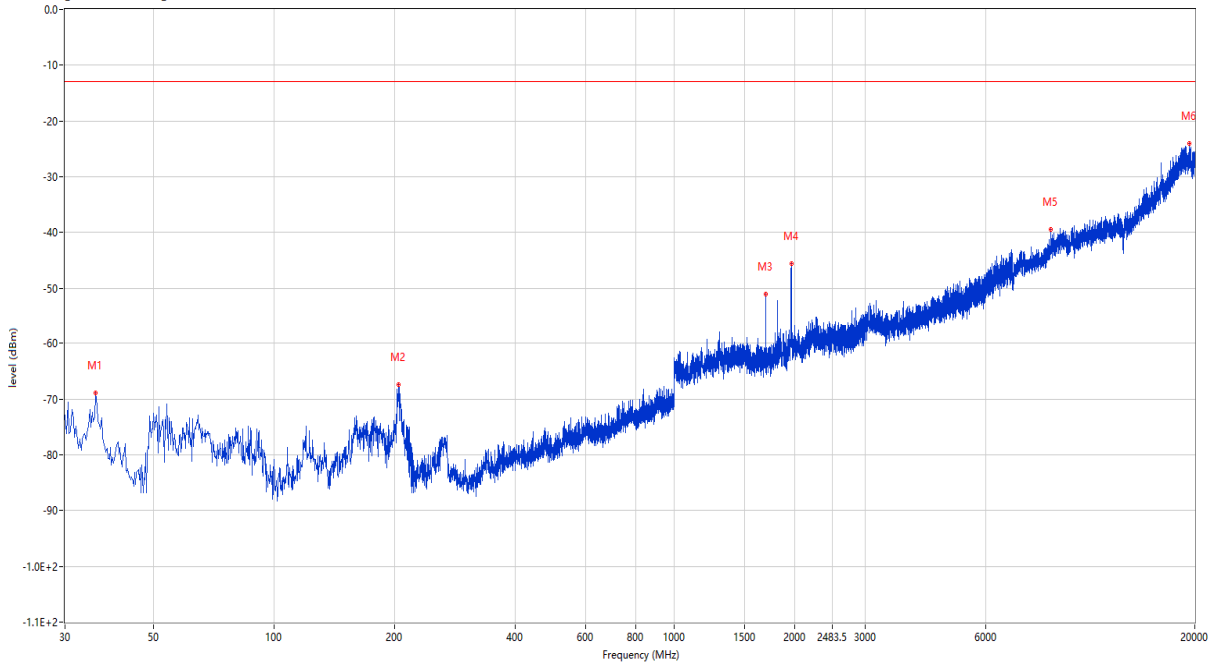


Frequency (MHz)	Result (dBm)	Factor (dB)	PK Limit (dBm)	Over Limit (dB)	Table (o)	ANT	EUT	Verdict
58.130	-77.99	-16.71	-13.0	-64.99	176.00	Horizontal	Horizontal	Pass
173.318	-71.48	-18.04	-13.0	-58.48	0.00	Horizontal	Horizontal	Pass
1705.000	-51.32	-4.25	-13.0	-38.32	114.00	Horizontal	Horizontal	Pass
1961.500	-45.94	-1.74	-13.0	-32.94	182.00	Horizontal	Horizontal	N/A
3769.000	-49.08	5.82	-13.0	-36.08	267.00	Horizontal	Horizontal	Pass
11397.250	-36.44	20.86	-13.0	-23.44	319.00	Horizontal	Horizontal	Pass

5.5 LTE-CAT_M1 Band 2 BW15, Middle Channel

RSE-V LTE-CAT_M1 Band 2 BW15 CH18900

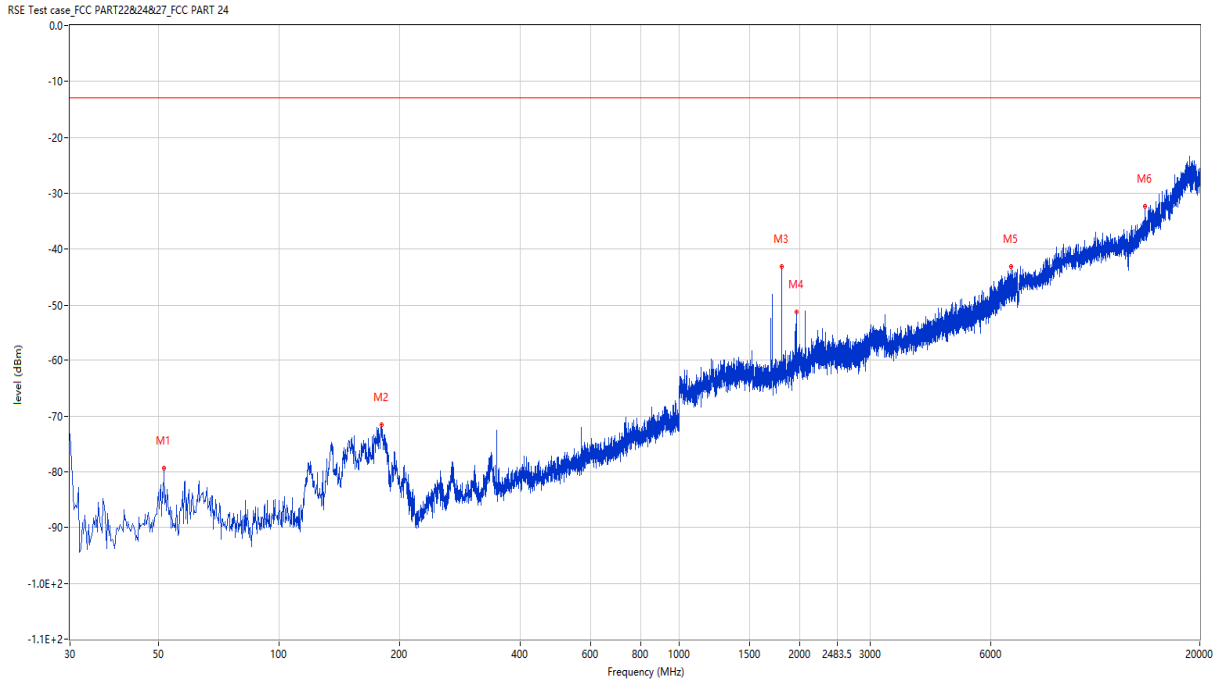
RSE Test case_FCC PART22&24&27_FCC PART 24



Frequency (MHz)	Result (dBm)	Factor (dB)	PK Limit (dBm)	Over Limit (dB)	Table (o)	ANT	EUT	Verdict
35.820	-68.92	-19.48	-13.0	-55.92	42.00	Vertical	Horizontal	Pass
204.842	-67.44	-17.83	-13.0	-54.44	294.00	Vertical	Horizontal	Pass
1695.000	-51.05	-4.11	-13.0	-38.05	346.00	Vertical	Horizontal	Pass
1961.000	-45.60	-1.78	-13.0	-32.60	259.00	Vertical	Horizontal	N/A
8729.000	-39.49	18.52	-13.0	-26.49	189.00	Vertical	Horizontal	Pass
19382.499	-24.10	34.12	-13.0	-11.10	360.00	Vertical	Horizontal	Pass

LTE-CAT_M1 Band 2 BW15, Middle Channel

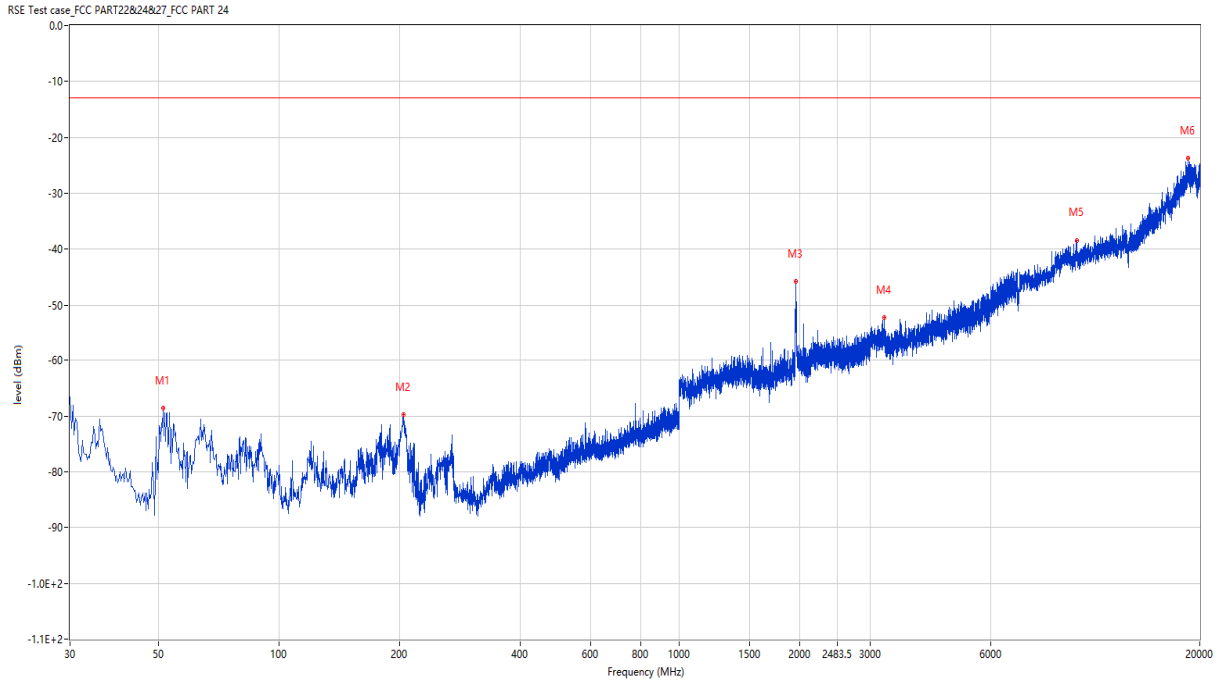
RSE-H LTE-CAT_M1 Band 2 BW15 CH18900



Frequency (MHz)	Result (dBm)	Factor (dB)	PK Limit (dBm)	Over Limit (dB)	Table (o)	ANT	EUT	Verdict
51.583	-79.40	-17.30	-13.0	-66.40	182.00	Horizontal	Horizontal	Pass
180.350	-71.59	-17.50	-13.0	-58.59	0.00	Horizontal	Horizontal	Pass
1801.000	-43.15	-2.99	-13.0	-30.15	360.00	Horizontal	Horizontal	Pass
1961.000	-51.20	-1.78	-13.0	-38.20	359.00	Horizontal	Horizontal	N/A
6762.000	-43.00	14.37	-13.0	-30.00	0.00	Horizontal	Horizontal	Pass
14608.250	-32.26	25.05	-13.0	-19.26	279.00	Horizontal	Horizontal	Pass

5.6 LTE-CAT_M1 Band 2 BW20, Middle Channel

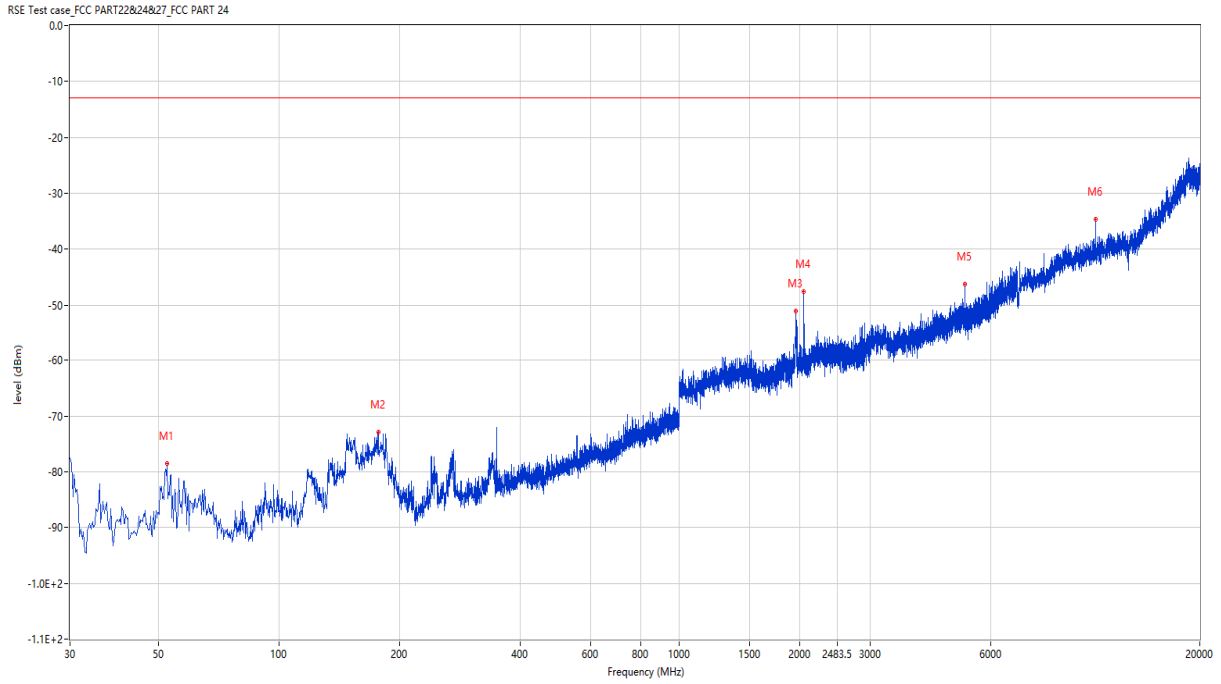
RSE-V LTE-CAT_M1 Band 2 BW20 CH18900



Frequency (MHz)	Result (dBm)	Factor (dB)	PK Limit (dBm)	Over Limit (dB)	Table (o)	ANT	EUT	Verdict
51.340	-68.63	-17.21	-13.0	-55.63	116.00	Vertical	Horizontal	Pass
204.842	-69.73	-17.83	-13.0	-56.73	338.00	Vertical	Horizontal	Pass
1959.000	-45.69	-1.76	-13.0	-32.69	65.00	Vertical	Horizontal	N/A
3252.000	-52.18	4.31	-13.0	-39.18	120.00	Vertical	Horizontal	Pass
9866.500	-38.37	21.15	-13.0	-25.37	42.00	Vertical	Horizontal	Pass
18693.501	-23.69	35.52	-13.0	-10.69	63.00	Vertical	Horizontal	Pass

LTE-CAT_M1 Band 2 BW20, Middle Channel

RSE-H LTE-CAT_M1 Band 2 BW20 CH18900

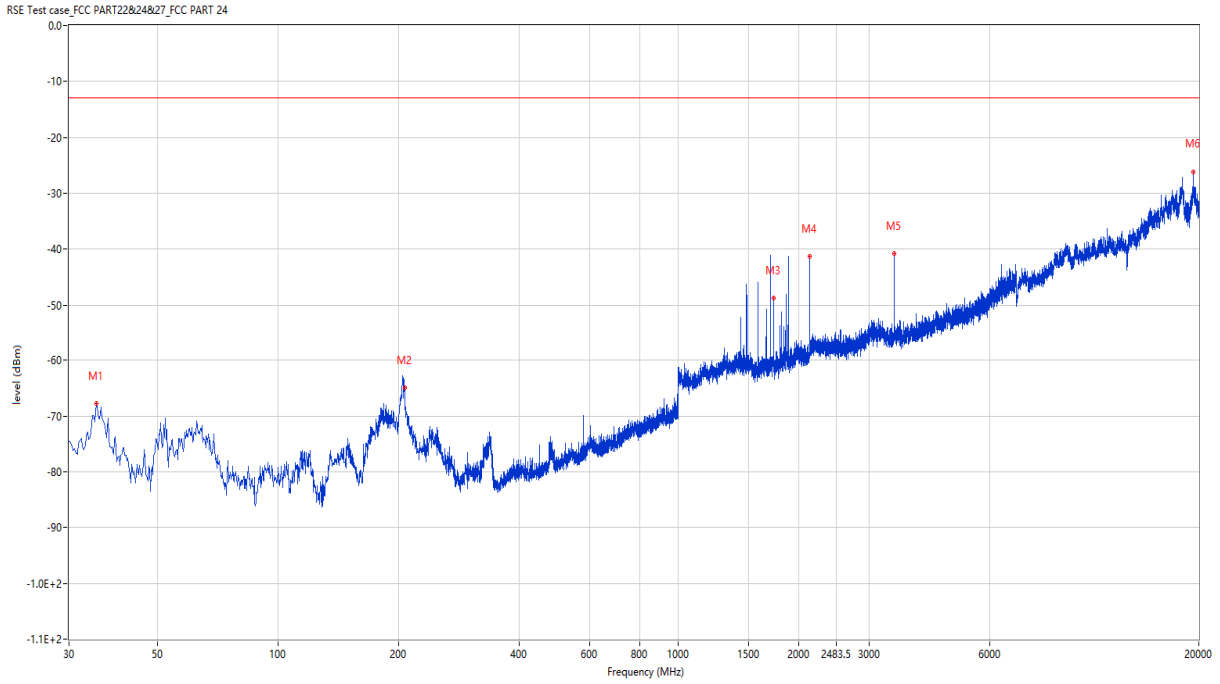


Frequency (MHz)	Result (dBm)	Factor (dB)	PK Limit (dBm)	Over Limit (dB)	Table (o)	ANT	EUT	Verdict
52.553	-78.49	-17.12	-13.0	-65.49	139.00	Horizontal	Horizontal	Pass
176.955	-72.93	-18.01	-13.0	-59.93	29.00	Horizontal	Horizontal	Pass
1959.000	-51.01	-1.76	-13.0	-38.01	354.00	Horizontal	Horizontal	N/A
2049.500	-47.50	-1.82	-13.0	-34.50	360.00	Horizontal	Horizontal	Pass
5177.000	-46.29	9.11	-13.0	-33.29	0.00	Horizontal	Horizontal	Pass
10981.250	-34.62	21.19	-13.0	-21.62	360.00	Horizontal	Horizontal	Pass

6 LTE-CAT_M1 Band 4

6.1 LTE-CAT_M1 Band 4 BW1.4, Middle Channel

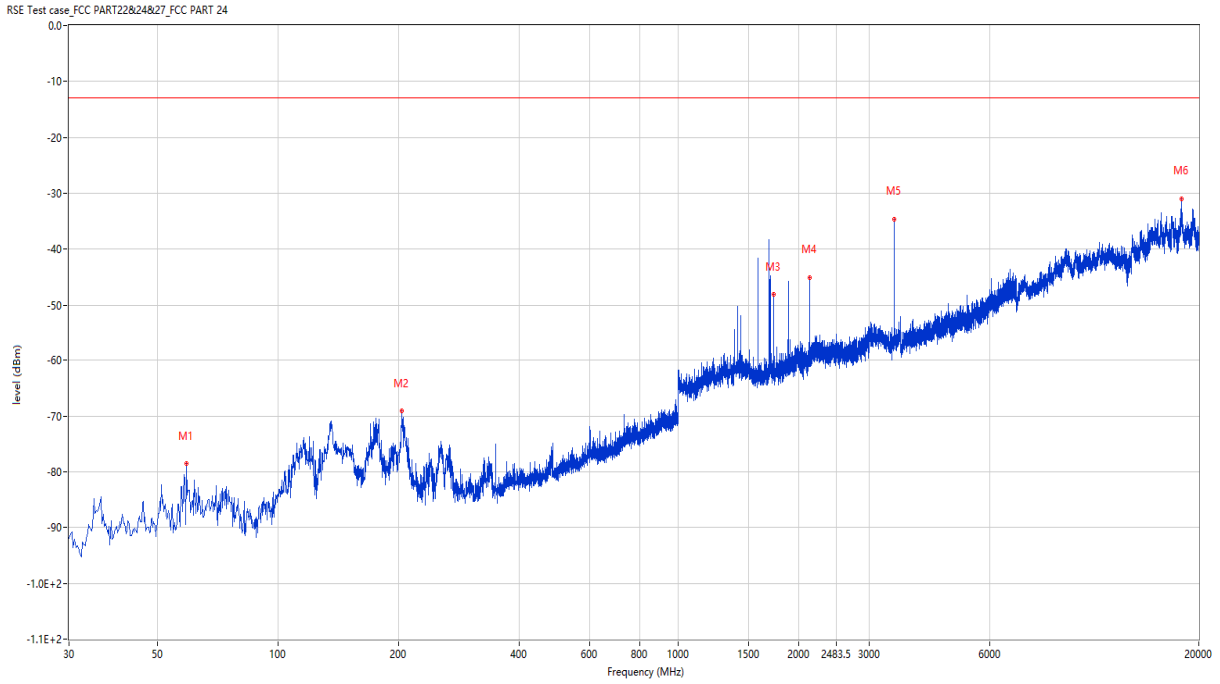
RSE-V LTE-CAT_M1 Band 4 BW1.4 CH20175



Frequency (MHz)	Result (dBm)	Factor (dB)	PK Limit (dBm)	Over Limit (dB)	Table (o)	ANT	EUT	Verdict
35.093	-67.77	-19.68	-13.0	-54.77	147.00	Vertical	Horizontal	Pass
207.025	-64.95	-17.35	-13.0	-51.95	150.00	Vertical	Horizontal	Pass
1733.000	-48.62	-2.16	-13.0	-35.62	27.00	Vertical	Horizontal	N/A
2132.500	-41.23	-1.04	-13.0	-28.23	306.00	Vertical	Horizontal	N/A
3464.000	-40.74	4.58	-13.0	-27.74	226.00	Vertical	Horizontal	Pass
19379.249	-26.23	34.19	-13.0	-13.23	344.00	Vertical	Horizontal	Pass

LTE-CAT_M1 Band 4 BW1.4, Middle Channel

RSE-H LTE-CAT_M1 Band 4 BW1.4 CH20175

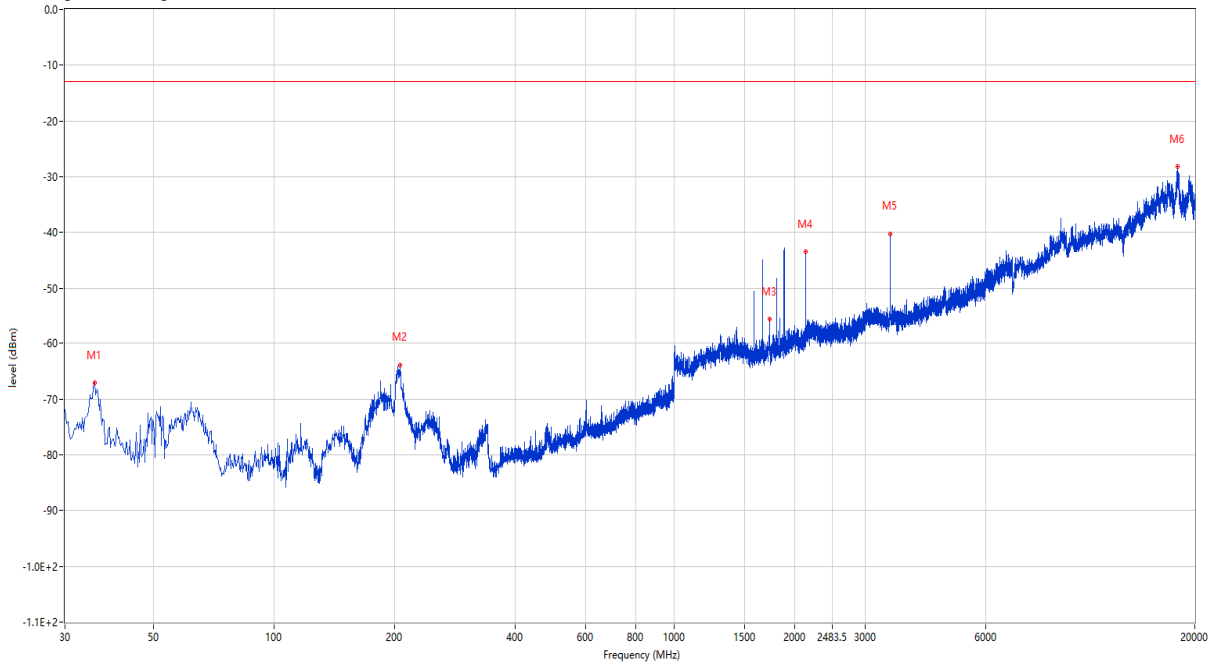


Frequency (MHz)	Result (dBm)	Factor (dB)	PK Limit (dBm)	Over Limit (dB)	Table (o)	ANT	EUT	Verdict
59.100	-78.56	-16.43	-13.0	-65.56	88.00	Horizontal	Horizontal	Pass
203.630	-69.05	-17.74	-13.0	-56.05	172.00	Horizontal	Horizontal	Pass
1732.000	-48.04	-2.16	-13.0	-35.04	14.00	Horizontal	Horizontal	N/A
2132.500	-44.99	-1.04	-13.0	-31.99	175.00	Horizontal	Horizontal	N/A
3466.000	-34.55	4.69	-13.0	-21.55	181.00	Horizontal	Horizontal	Pass
18082.501	-31.05	33.57	-13.0	-18.05	242.00	Horizontal	Horizontal	Pass

6.2 LTE-CAT_M1 Band 4 BW3, Middle Channel

RSE-V LTE-CAT_M1 Band 4 BW3 CH20175

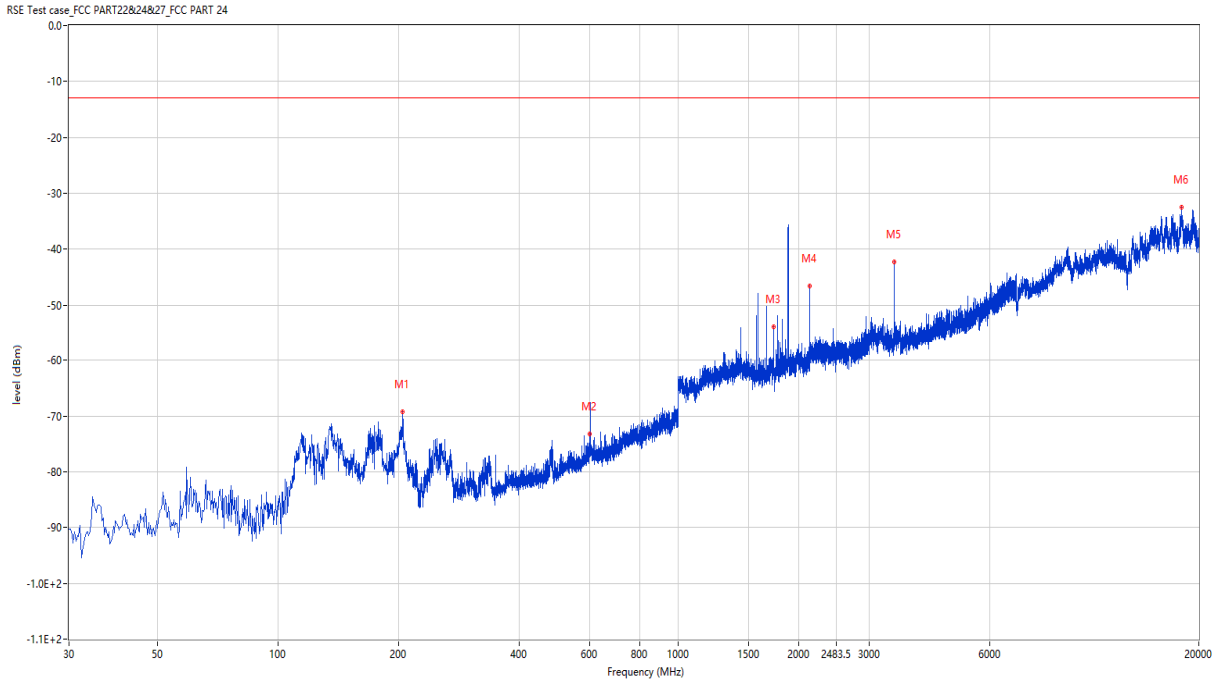
RSE Test case_FCC PART22&24&27_FCC PART 24



Frequency (MHz)	Result (dBm)	Factor (dB)	PK Limit (dBm)	Over Limit (dB)	Table (o)	ANT	EUT	Verdict
35.578	-67.14	-19.33	-13.0	-54.14	22.00	Vertical	Horizontal	Pass
206.055	-63.86	-17.55	-13.0	-50.86	204.00	Vertical	Horizontal	Pass
1733.500	-55.50	-2.15	-13.0	-42.50	266.00	Vertical	Horizontal	N/A
2133.000	-43.36	0.00	-13.0	-30.36	359.00	Vertical	Horizontal	N/A
3463.000	-40.18	4.60	-13.0	-27.18	116.00	Vertical	Horizontal	Pass
18131.249	-28.14	33.82	-13.0	-15.14	160.00	Vertical	Horizontal	Pass

LTE-CAT_M1 Band 4 BW3, Middle Channel

RSE-H LTE-CAT_M1 Band 4 BW3 CH20175

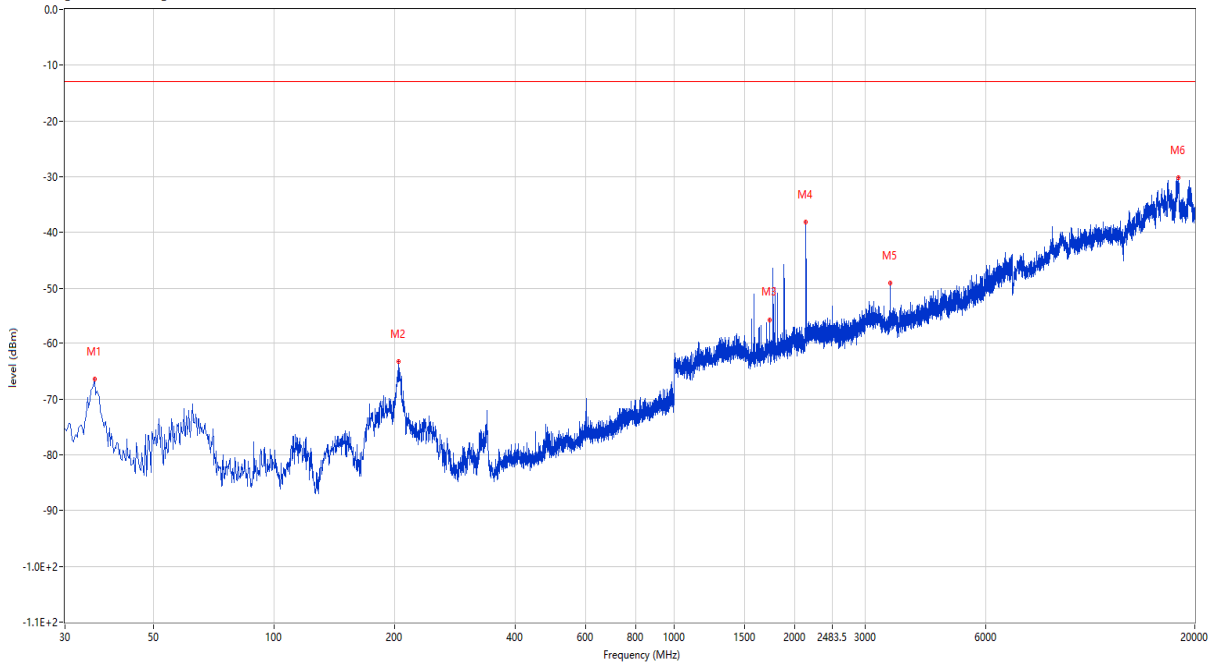


Frequency (MHz)	Result (dBm)	Factor (dB)	PK Limit (dBm)	Over Limit (dB)	Table (o)	ANT	EUT	Verdict
204.842	-69.28	-17.63	-13.0	-56.28	194.00	Horizontal	Horizontal	Pass
600.845	-73.27	-4.22	-13.0	-60.27	360.00	Horizontal	Horizontal	Pass
1733.500	-53.81	-2.15	-13.0	-40.81	154.00	Horizontal	Horizontal	N/A
2133.000	-46.52	0.00	-13.0	-33.52	137.00	Horizontal	Horizontal	N/A
3463.000	-42.22	4.60	-13.0	-29.22	348.00	Horizontal	Horizontal	Pass
18147.500	-32.47	34.03	-13.0	-19.47	295.00	Horizontal	Horizontal	Pass

6.3 LTE-CAT_M1 Band 4 BW5, Middle Channel

RSE-V LTE-CAT_M1 Band 4 BW5 CH20175

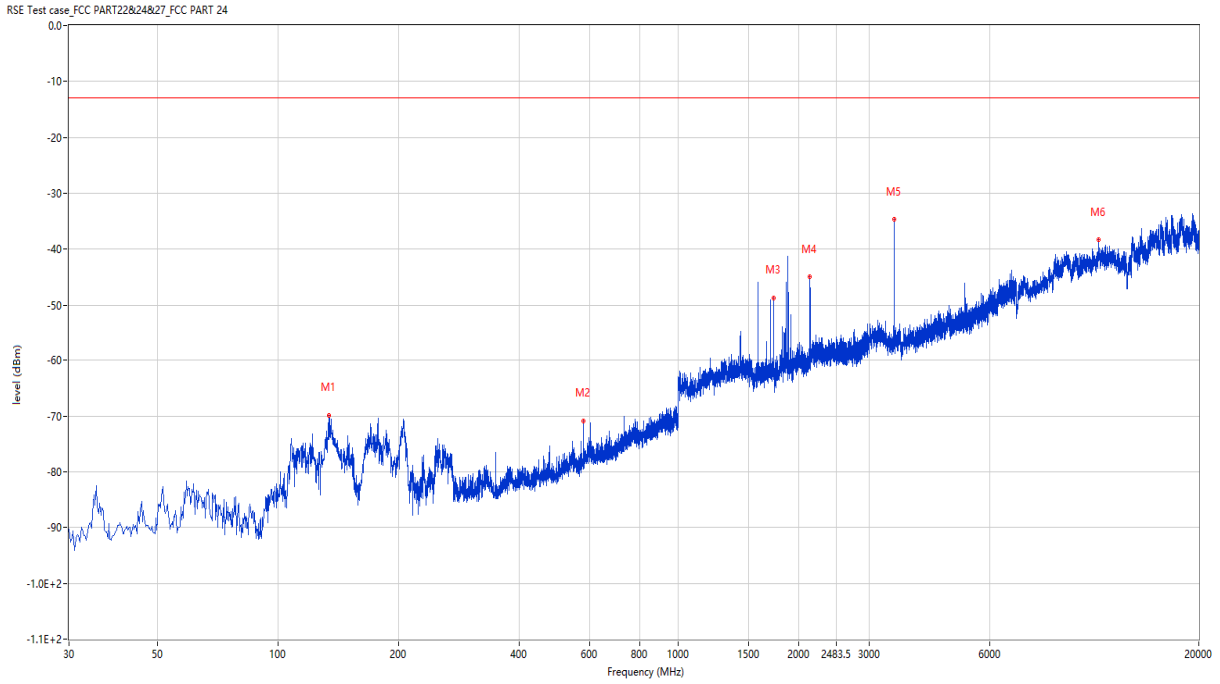
RSE Test case_FCC PART22&24&27_FCC PART 24



Frequency (MHz)	Result (dBm)	Factor (dB)	PK Limit (dBm)	Over Limit (dB)	Table (o)	ANT	EUT	Verdict
35.578	-66.41	-19.33	-13.0	-53.41	286.00	Vertical	Horizontal	Pass
204.842	-63.26	-17.63	-13.0	-50.26	193.00	Vertical	Horizontal	Pass
1732.000	-55.73	-2.17	-13.0	-42.73	203.00	Vertical	Horizontal	N/A
2132.000	-38.17	-0.91	-13.0	-25.17	312.00	Vertical	Horizontal	N/A
3470.000	-49.09	4.88	-13.0	-36.09	108.00	Vertical	Horizontal	Pass
18173.499	-30.13	34.20	-13.0	-17.13	9.00	Vertical	Horizontal	Pass

LTE-CAT_M1 Band 4 BW5, Middle Channel

RSE-H LTE-CAT_M1 Band 4 BW5 CH20175

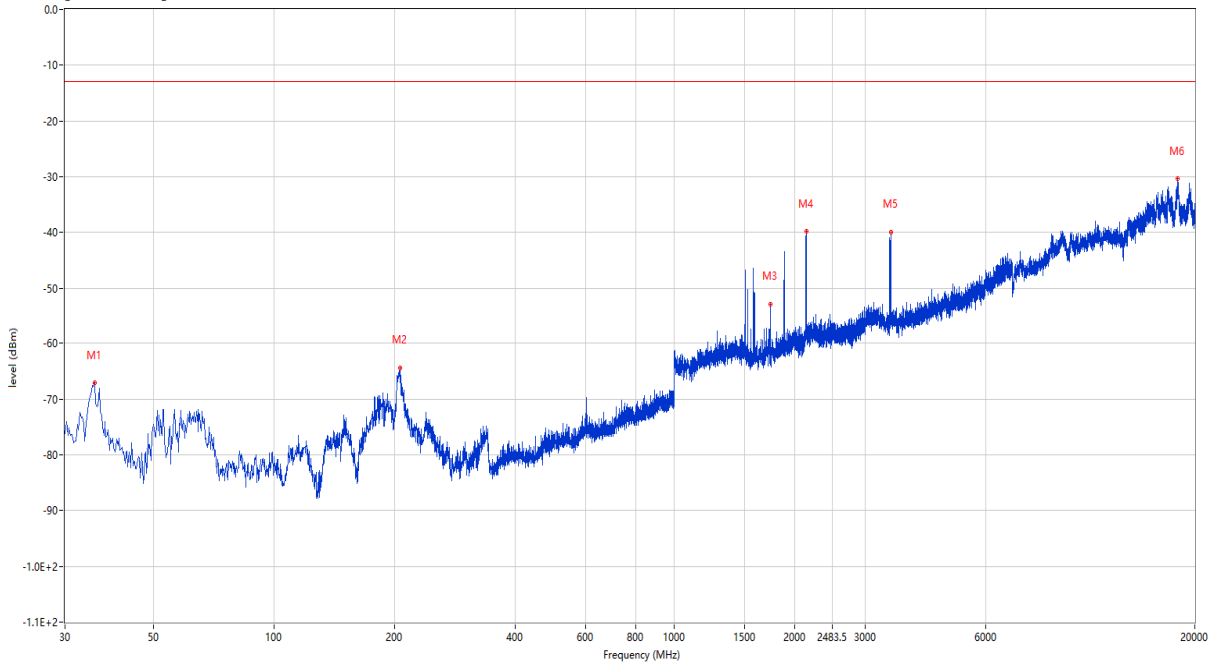


Frequency (MHz)	Result (dBm)	Factor (dB)	PK Limit (dBm)	Over Limit (dB)	Table (o)	ANT	EUT	Verdict
133.790	-69.92	-21.99	-13.0	-56.92	185.00	Horizontal	Horizontal	Pass
578.292	-70.85	-5.86	-13.0	-57.85	135.00	Horizontal	Horizontal	Pass
1732.500	-48.78	-2.17	-13.0	-35.78	3.00	Horizontal	Horizontal	N/A
2134.500	-44.88	-0.78	-13.0	-31.88	190.00	Horizontal	Horizontal	N/A
3469.000	-34.61	5.02	-13.0	-21.61	191.00	Horizontal	Horizontal	Pass
11257.500	-38.23	21.00	-13.0	-25.23	146.00	Horizontal	Horizontal	Pass

6.4 LTE-CAT_M1 Band 4 BW10, Middle Channel

RSE-V LTE-CAT_M1 Band 4 BW10 CH20175

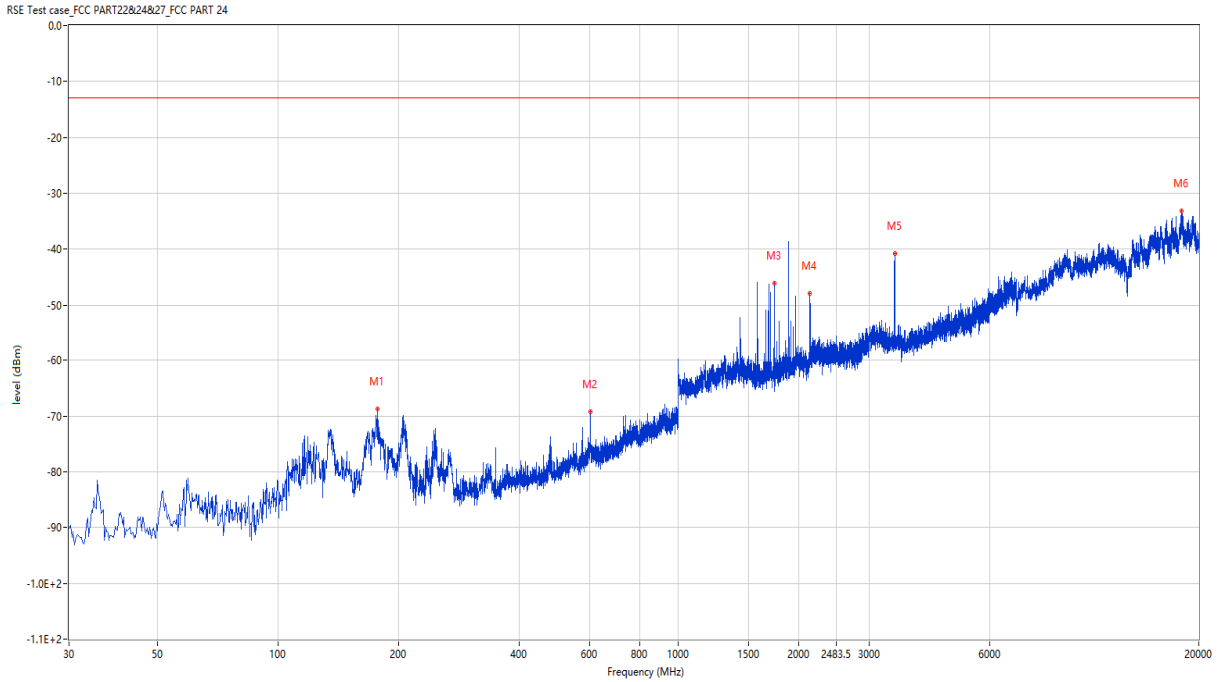
RSE Test case_FCC PART22&24&27_FCC PART 24



Frequency (MHz)	Result (dBm)	Factor (dB)	PK Limit (dBm)	Over Limit (dB)	Table (o)	ANT	EUT	Verdict
35.578	-67.10	-19.33	-13.0	-54.10	41.00	Vertical	Horizontal	Pass
206.298	-64.42	-17.36	-13.0	-51.42	165.00	Vertical	Horizontal	Pass
1732.000	-52.79	-2.14	-13.0	-39.79	200.00	Vertical	Horizontal	N/A
2132.000	-39.75	-0.84	-13.0	-26.75	301.00	Vertical	Horizontal	N/A
3474.000	-39.86	4.99	-13.0	-26.86	98.00	Vertical	Horizontal	Pass
18118.250	-30.30	33.87	-13.0	-17.30	19.00	Vertical	Horizontal	Pass

LTE-CAT_M1 Band 4 BW10, Middle Channel

RSE-H LTE-CAT_M1 Band 4 BW10 CH20175

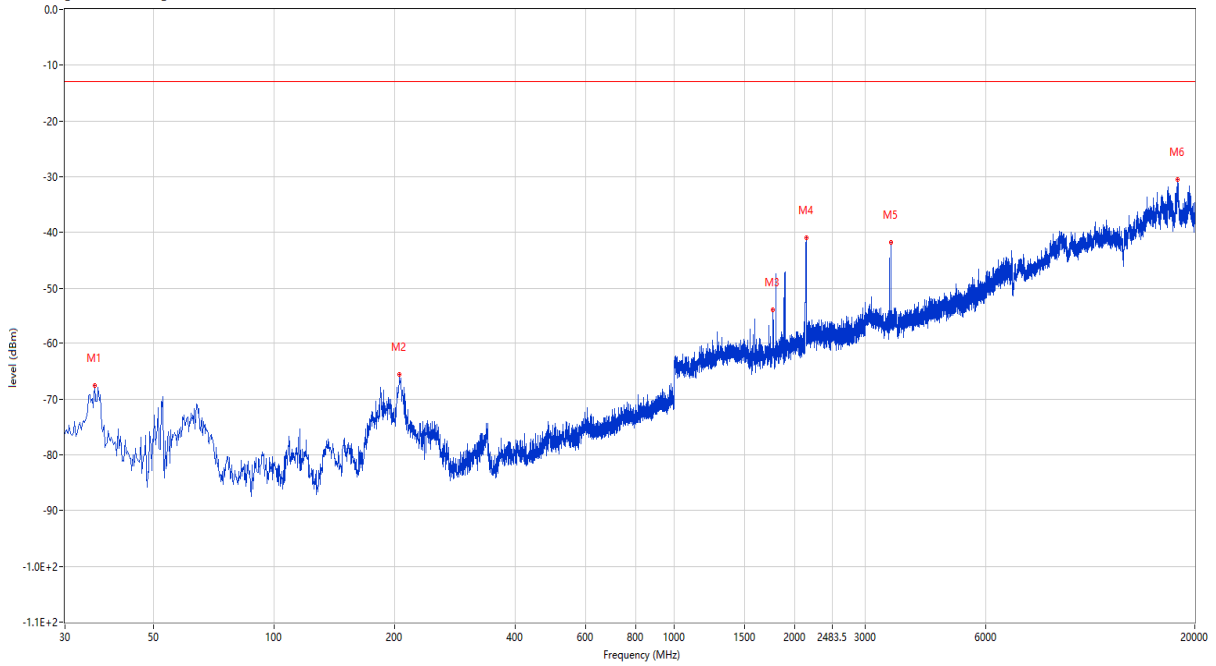


Frequency (MHz)	Result (dBm)	Factor (dB)	PK Limit (dBm)	Over Limit (dB)	Table (o)	ANT	EUT	Verdict
177.197	-68.77	-17.89	-13.0	-55.77	215.00	Horizontal	Horizontal	Pass
603.998	-69.31	-4.27	-13.0	-56.31	0.00	Horizontal	Horizontal	Pass
1732.000	-46.01	-2.14	-13.0	-33.01	360.00	Horizontal	Horizontal	N/A
2133.000	-47.85	0.00	-13.0	-34.85	350.00	Horizontal	Horizontal	N/A
3474.000	-40.83	4.99	-13.0	-27.83	29.00	Horizontal	Horizontal	Pass
18079.250	-33.12	33.54	-13.0	-20.12	214.00	Horizontal	Horizontal	Pass

6.5 LTE-CAT_M1 Band 4 BW15, Middle Channel

RSE-V LTE-CAT_M1 Band 4 BW15 CH20175

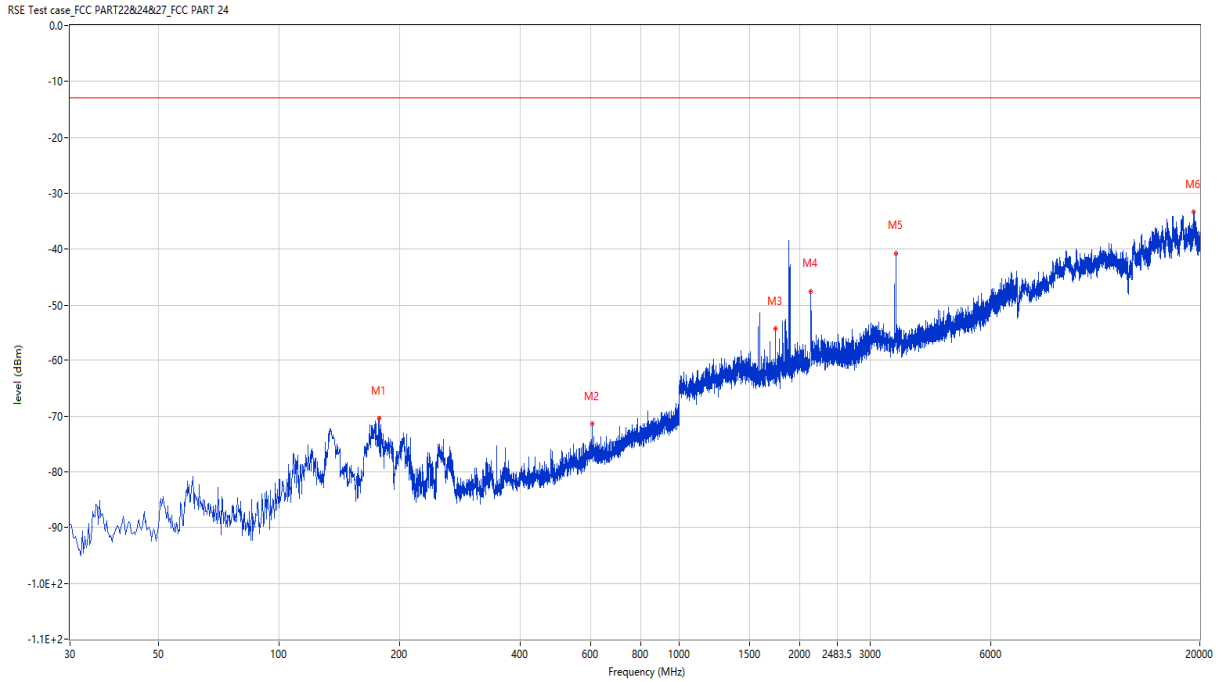
RSE Test case_FCC PART22&24&27_FCC PART 24



Frequency (MHz)	Result (dBm)	Factor (dB)	PK Limit (dBm)	Over Limit (dB)	Table (o)	ANT	EUT	Verdict
35.578	-67.54	-19.33	-13.0	-54.54	139.00	Vertical	Horizontal	Pass
205.328	-65.66	-17.55	-13.0	-52.66	211.00	Vertical	Horizontal	Pass
1732.000	-53.91	-1.90	-13.0	-40.91	178.00	Vertical	Horizontal	N/A
2132.500	-40.91	-0.98	-13.0	-27.91	125.00	Vertical	Horizontal	N/A
3478.000	-41.80	4.60	-13.0	-28.80	94.00	Vertical	Horizontal	Pass
18150.750	-30.54	34.09	-13.0	-17.54	348.00	Vertical	Horizontal	Pass

LTE-CAT_M1 Band 4 BW15, Middle Channel

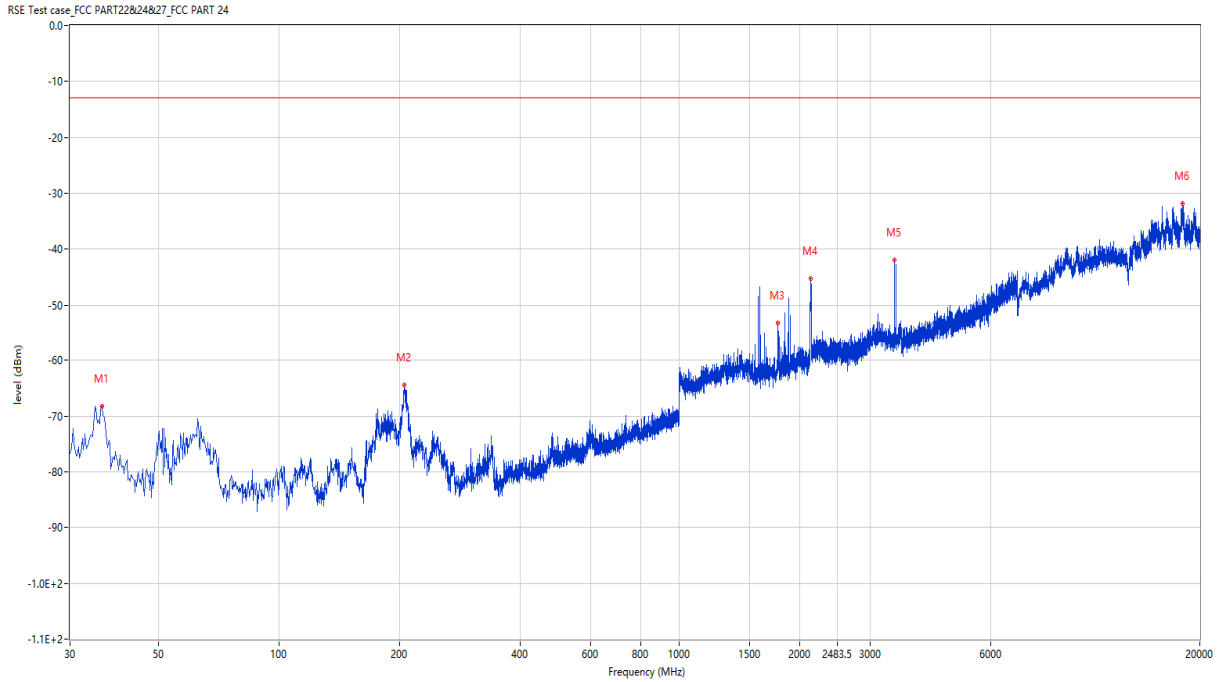
RSE-H LTE-CAT_M1 Band 4 BW15 CH20175



Frequency (MHz)	Result (dBm)	Factor (dB)	PK Limit (dBm)	Over Limit (dB)	Table (o)	ANT	EUT	Verdict
177.682	-70.48	-17.79	-13.0	-57.48	241.00	Horizontal	Horizontal	Pass
604.725	-71.45	-4.30	-13.0	-58.45	148.00	Horizontal	Horizontal	Pass
1732.500	-54.24	-2.13	-13.0	-41.24	360.00	Horizontal	Horizontal	N/A
2132.000	-47.48	-0.89	-13.0	-34.48	333.00	Horizontal	Horizontal	N/A
3478.000	-40.68	4.60	-13.0	-27.68	141.00	Horizontal	Horizontal	Pass
19330.501	-33.32	35.55	-13.0	-20.32	225.00	Horizontal	Horizontal	Pass

6.6 LTE-CAT_M1 Band 4 BW20, Middle Channel

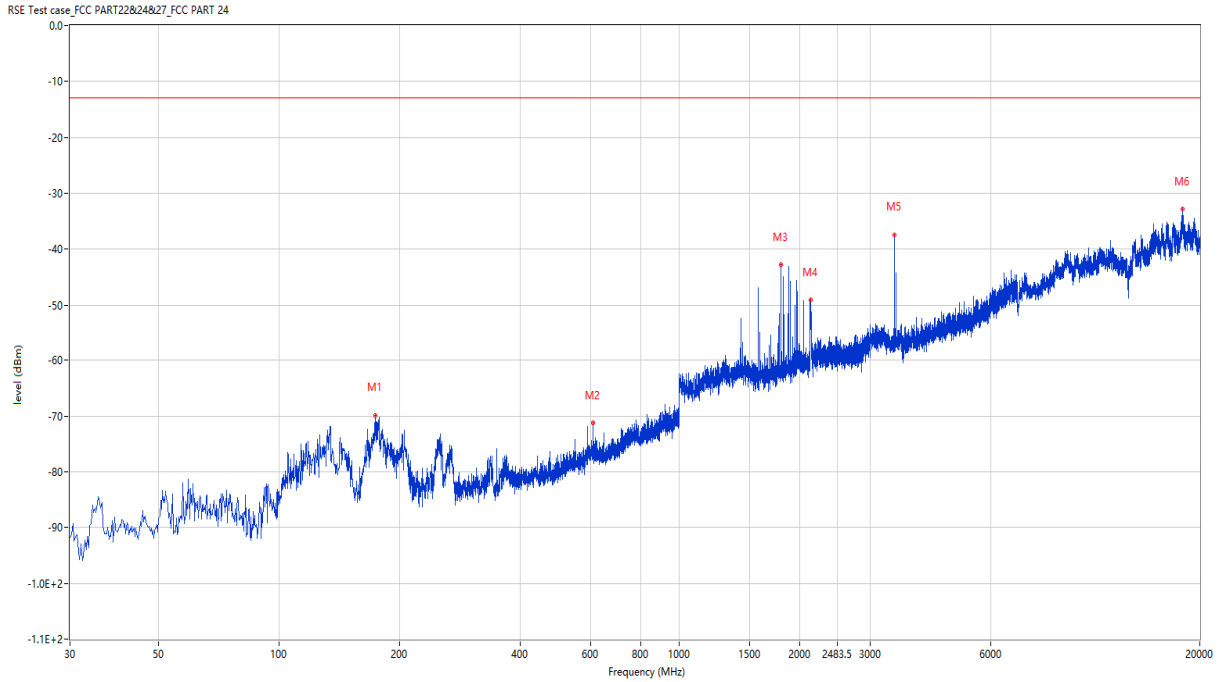
RSE-V LTE-CAT_M1 Band 4 BW20 CH20175



Frequency (MHz)	Result (dBm)	Factor (dB)	PK Limit (dBm)	Over Limit (dB)	Table (o)	ANT	EUT	Verdict
36.062	-68.31	-19.31	-13.0	-55.31	23.00	Vertical	Horizontal	Pass
205.328	-64.41	-17.55	-13.0	-51.41	183.00	Vertical	Horizontal	Pass
1732.000	-53.16	-1.90	-13.0	-40.16	67.00	Vertical	Horizontal	N/A
2133.000	-45.25	0.00	-13.0	-32.25	133.00	Vertical	Horizontal	N/A
3448.000	-41.96	4.03	-13.0	-28.96	219.00	Vertical	Horizontal	Pass
18115.000	-31.77	33.86	-13.0	-18.77	122.00	Vertical	Horizontal	Pass

LTE-CAT_M1 Band 4 BW20, Middle Channel

RSE-H LTE-CAT_M1 Band 4 BW20 CH20175

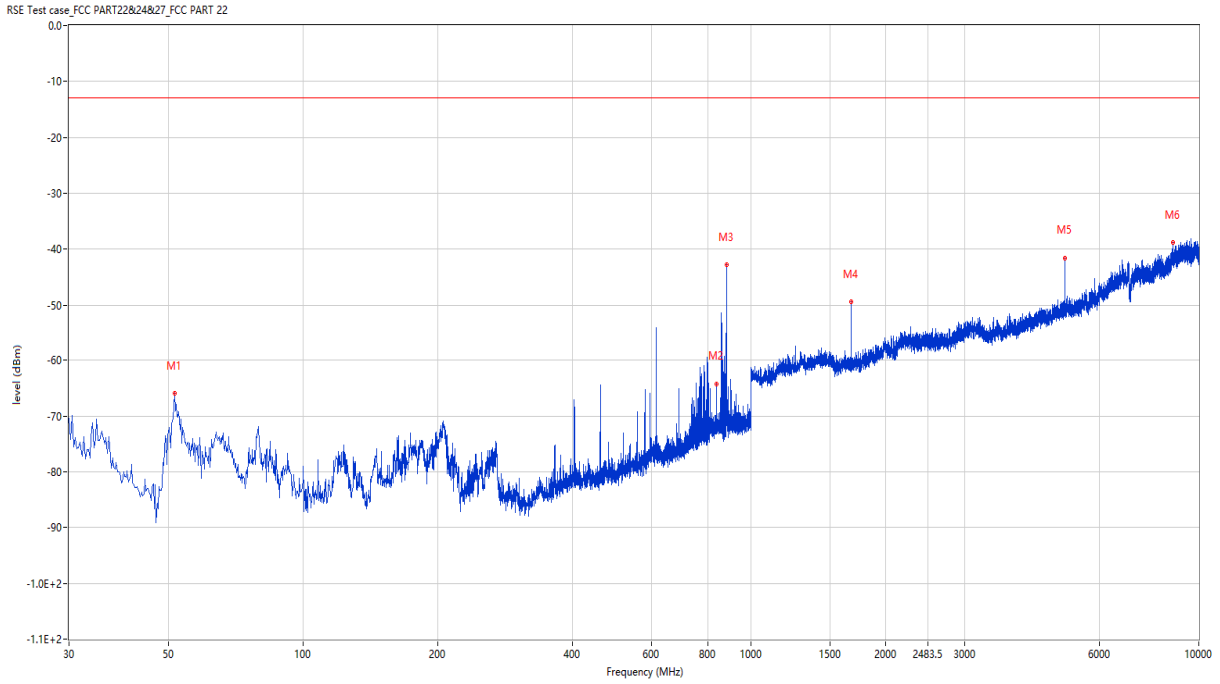


Frequency (MHz)	Result (dBm)	Factor (dB)	PK Limit (dBm)	Over Limit (dB)	Table (o)	ANT	EUT	Verdict
173.560	-69.83	-17.99	-13.0	-56.83	246.00	Horizontal	Horizontal	Pass
608.605	-71.28	-4.29	-13.0	-58.28	334.00	Horizontal	Horizontal	Pass
1732.000	-42.76	-1.60	-13.0	-29.76	274.00	Horizontal	Horizontal	N/A
2132.000	-49.06	-1.09	-13.0	-36.06	360.00	Horizontal	Horizontal	N/A
3448.000	-37.36	4.03	-13.0	-24.36	239.00	Horizontal	Horizontal	Pass
18150.750	-32.87	34.09	-13.0	-19.87	256.00	Horizontal	Horizontal	Pass

7 LTE-CAT_M1 Band 5

7.1 LTE-CAT_M1 Band 5 BW1.4, Middle Channel

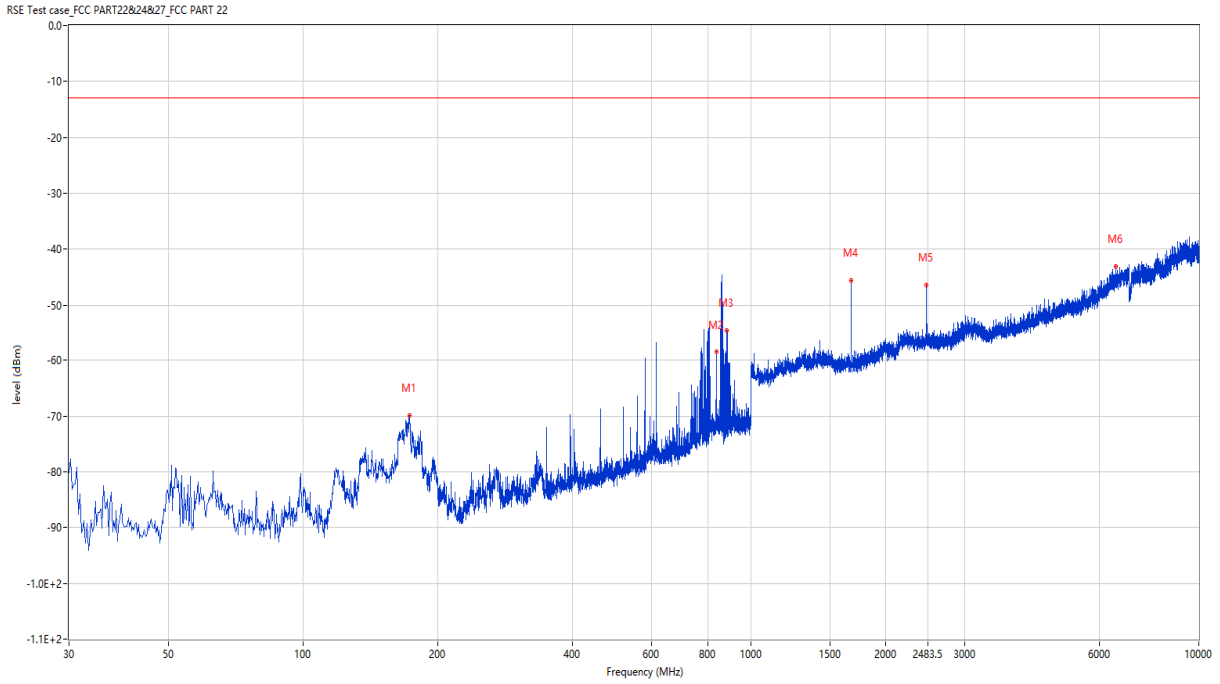
RSE-V LTE-CAT_M1 Band 5 BW1.4 CH20525



Frequency (MHz)	Result (dBm)	Factor (dB)	PK Limit (dBm)	Over Limit (dB)	Table (o)	ANT	EUT	Verdict
51.583	-65.89	-17.28	-13.0	-52.89	97.00	Vertical	Horizontal	Pass
836.040	-64.27	1.75	-13.0	-51.27	0.00	Vertical	Horizontal	N/A
881.903	-42.76	0.78	-13.0	-29.76	146.00	Vertical	Horizontal	N/A
1672.000	-49.37	-4.39	-13.0	-36.37	338.00	Vertical	Horizontal	Pass
5017.000	-41.53	8.58	-13.0	-28.53	47.00	Vertical	Horizontal	Pass
8749.000	-38.84	18.94	-13.0	-25.84	227.00	Vertical	Horizontal	Pass

LTE-CAT_M1 Band 5 BW1.4, Middle Channel

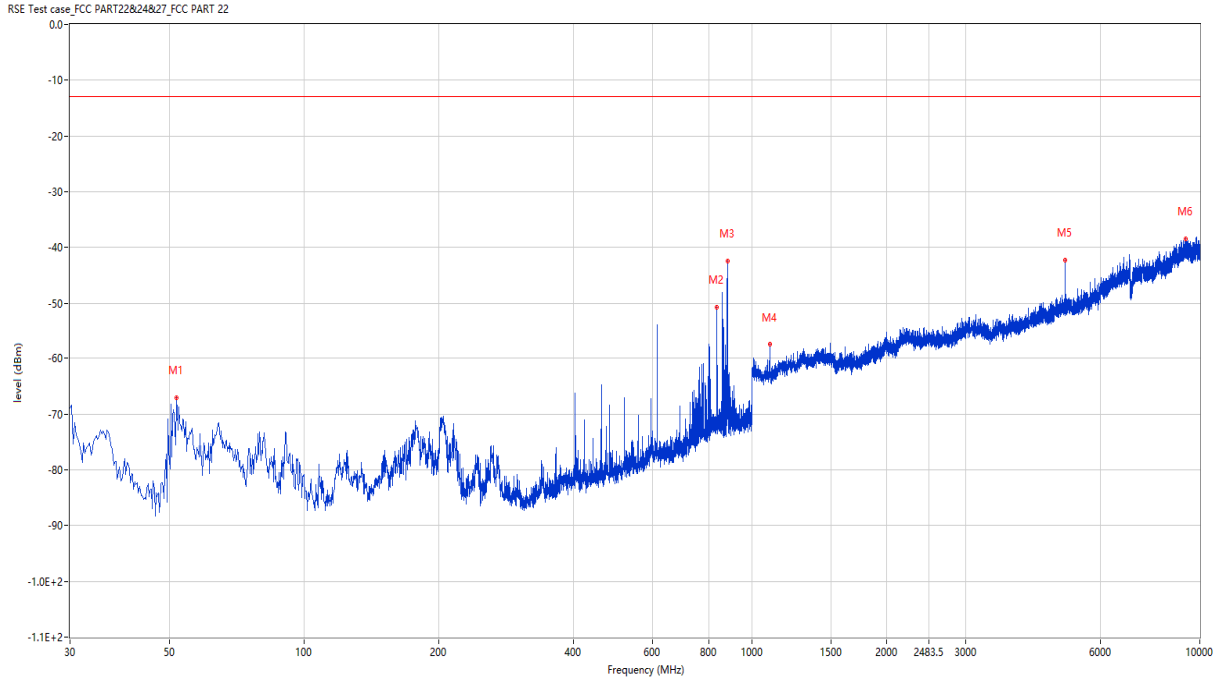
RSE-H LTE-CAT_M1 Band 5 BW1.4 CH20525



Frequency (MHz)	Result (dBm)	Factor (dB)	PK Limit (dBm)	Over Limit (dB)	Table (o)	ANT	EUT	Verdict
172.590	-69.93	-18.07	-13.0	-56.93	75.00	Horizontal	Horizontal	Pass
836.540	-58.40	1.75	-13.0	-45.40	170.00	Horizontal	Horizontal	N/A
881.115	-54.49	0.64	-13.0	-41.49	264.00	Horizontal	Horizontal	N/A
1672.000	-45.54	-4.39	-13.0	-32.54	360.00	Horizontal	Horizontal	Pass
2466.500	-46.46	0.87	-13.0	-33.46	264.00	Horizontal	Horizontal	Pass
6530.000	-43.11	12.98	-13.0	-30.11	69.00	Horizontal	Horizontal	Pass

7.2 LTE-CAT_M1 Band 5 BW3, Middle Channel

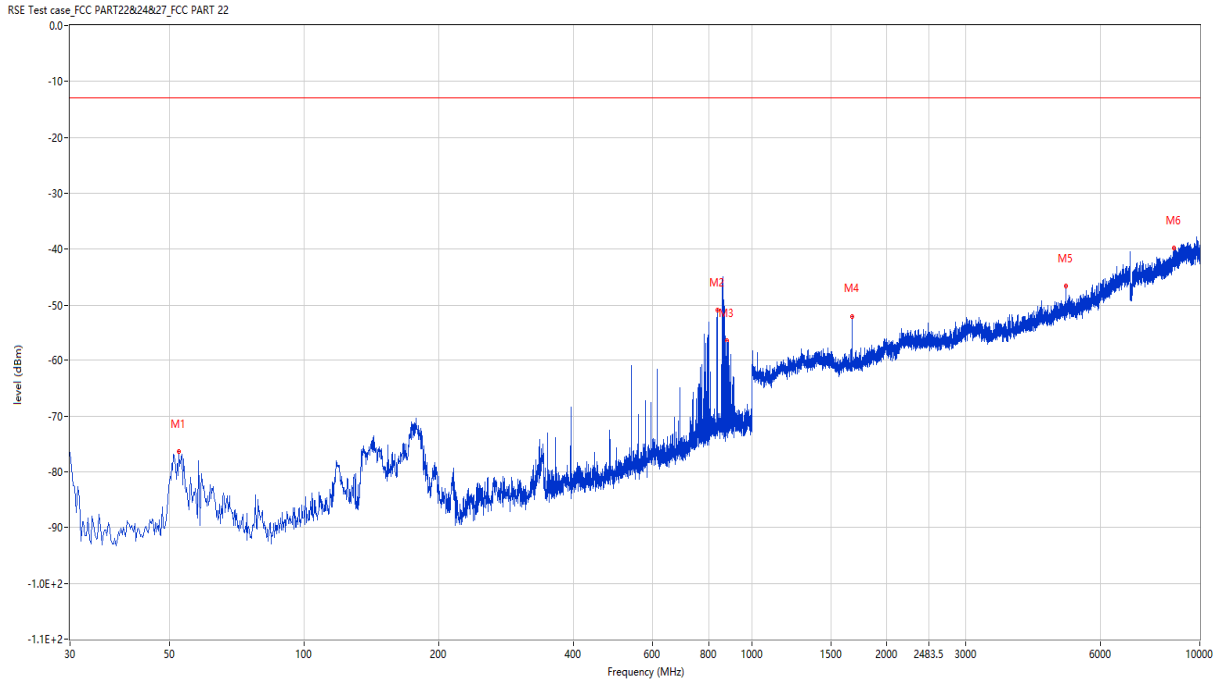
RSE-V LTE-CAT_M1 Band 5 BW3 CH20525



Frequency (MHz)	Result (dBm)	Factor (dB)	PK Limit (dBm)	Over Limit (dB)	Table (o)	ANT	EUT	Verdict
51.825	-67.07	-17.18	-13.0	-54.07	51.00	Vertical	Horizontal	Pass
836.585	-50.71	1.72	-13.0	-37.71	253.00	Vertical	Horizontal	N/A
881.903	-42.41	0.78	-13.0	-29.41	75.00	Vertical	Horizontal	N/A
1095.500	-57.54	-5.71	-13.0	-44.54	156.00	Vertical	Horizontal	Pass
5012.000	-42.19	8.61	-13.0	-29.19	356.00	Vertical	Horizontal	Pass
9287.500	-38.50	18.71	-13.0	-25.50	273.00	Vertical	Horizontal	Pass

LTE-CAT_M1 Band 5 BW3, Middle Channel

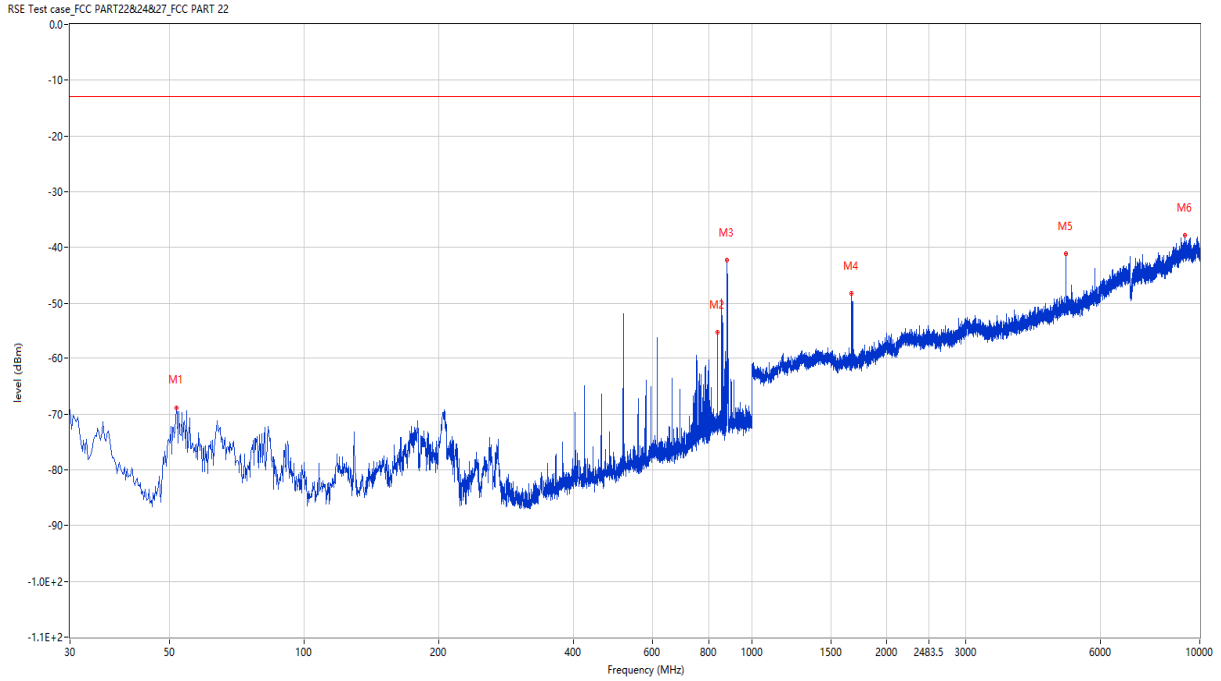
RSE-H LTE-CAT_M1 Band 5 BW3 CH20525



Frequency (MHz)	Result (dBm)	Factor (dB)	PK Limit (dBm)	Over Limit (dB)	Table (o)	ANT	EUT	Verdict
52.553	-76.35	-16.97	-13.0	-63.35	139.00	Horizontal	Horizontal	Pass
836.767	-50.86	1.76	-13.0	-37.86	334.00	Horizontal	Horizontal	N/A
880.447	-56.26	0.78	-13.0	-43.26	236.00	Horizontal	Horizontal	N/A
1675.500	-51.94	-4.23	-13.0	-38.94	219.00	Horizontal	Horizontal	Pass
5027.000	-46.55	8.61	-13.0	-33.55	285.00	Horizontal	Horizontal	Pass
8745.250	-39.76	18.92	-13.0	-26.76	360.00	Horizontal	Horizontal	Pass

7.3 LTE-CAT_M1 Band 5 BW5, Middle Channel

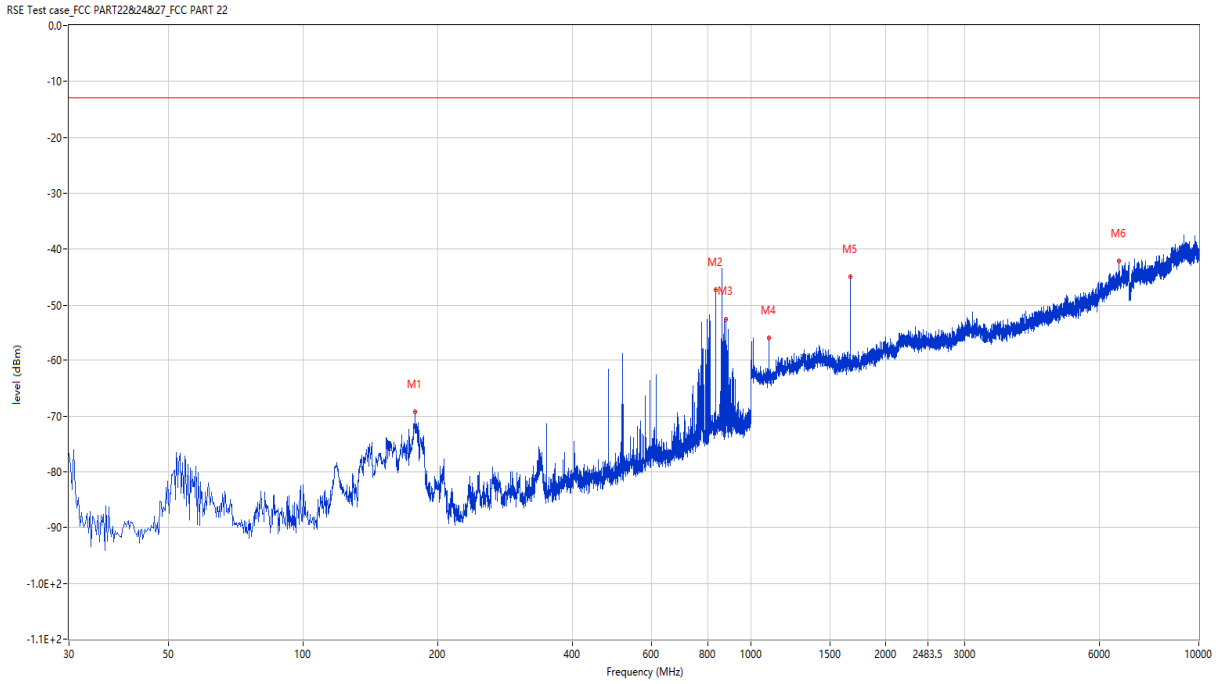
RSE-V LTE-CAT_M1 Band 5 BW5 CH20525



Frequency (MHz)	Result (dBm)	Factor (dB)	PK Limit (dBm)	Over Limit (dB)	Table (o)	ANT	EUT	Verdict
51.825	-68.84	-17.18	-13.0	-55.84	106.00	Vertical	Horizontal	Pass
836.495	-55.19	1.78	-13.0	-42.19	332.00	Vertical	Horizontal	N/A
881.235	-42.32	0.53	-13.0	-29.32	56.00	Vertical	Horizontal	N/A
1668.500	-48.25	-4.24	-13.0	-35.25	360.00	Vertical	Horizontal	Pass
5032.000	-41.14	8.75	-13.0	-28.14	357.00	Vertical	Horizontal	Pass
9269.500	-37.73	18.53	-13.0	-24.73	318.00	Vertical	Horizontal	Pass

LTE-CAT_M1 Band 5 BW5, Middle Channel

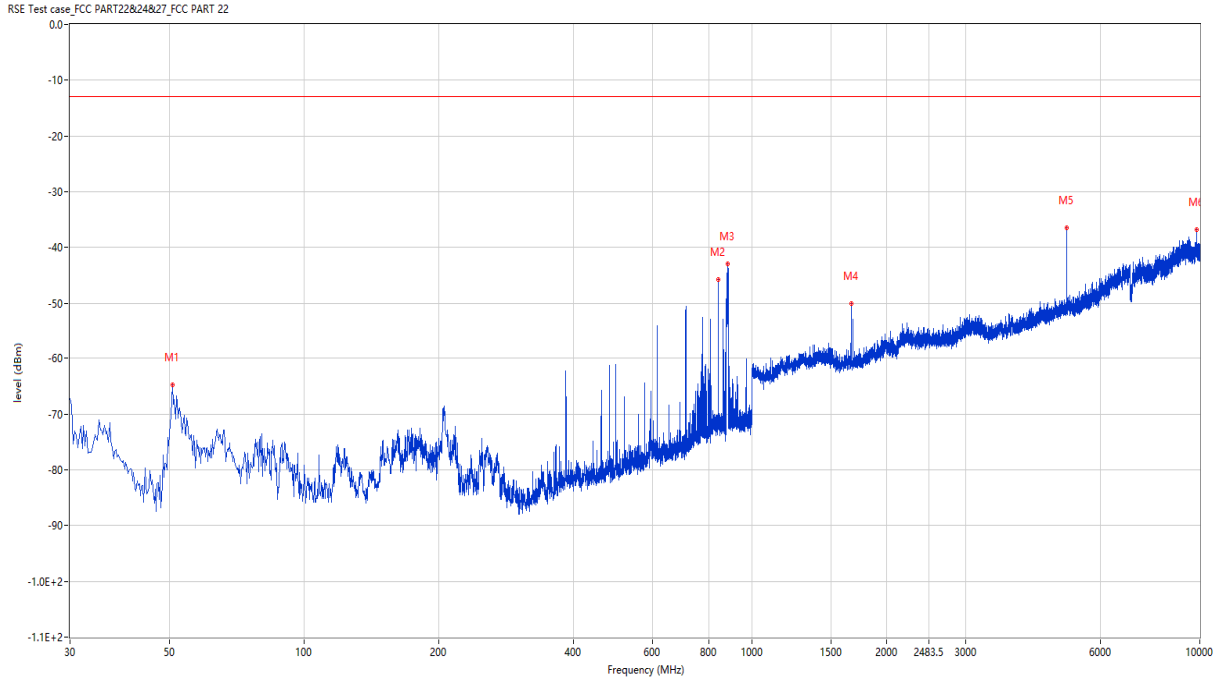
RSE-H LTE-CAT_M1 Band 5 BW5 CH20525



Frequency (MHz)	Result (dBm)	Factor (dB)	PK Limit (dBm)	Over Limit (dB)	Table (o)	ANT	EUT	Verdict
177.682	-69.26	-17.77	-13.0	-56.26	61.00	Horizontal	Horizontal	Pass
836.372	-47.26	1.69	-13.0	-34.26	0.00	Horizontal	Horizontal	N/A
881.265	-52.59	0.51	-13.0	-39.59	0.00	Horizontal	Horizontal	N/A
1096.500	-55.88	-5.51	-13.0	-42.88	198.00	Horizontal	Horizontal	Pass
1668.500	-44.91	-4.24	-13.0	-31.91	360.00	Horizontal	Horizontal	Pass
6644.000	-42.06	13.81	-13.0	-29.06	163.00	Horizontal	Horizontal	Pass

7.4 LTE-CAT_M1 Band 5 BW10, Middle Channel

RSE-V LTE-CAT_M1 Band 5 BW10 CH20525

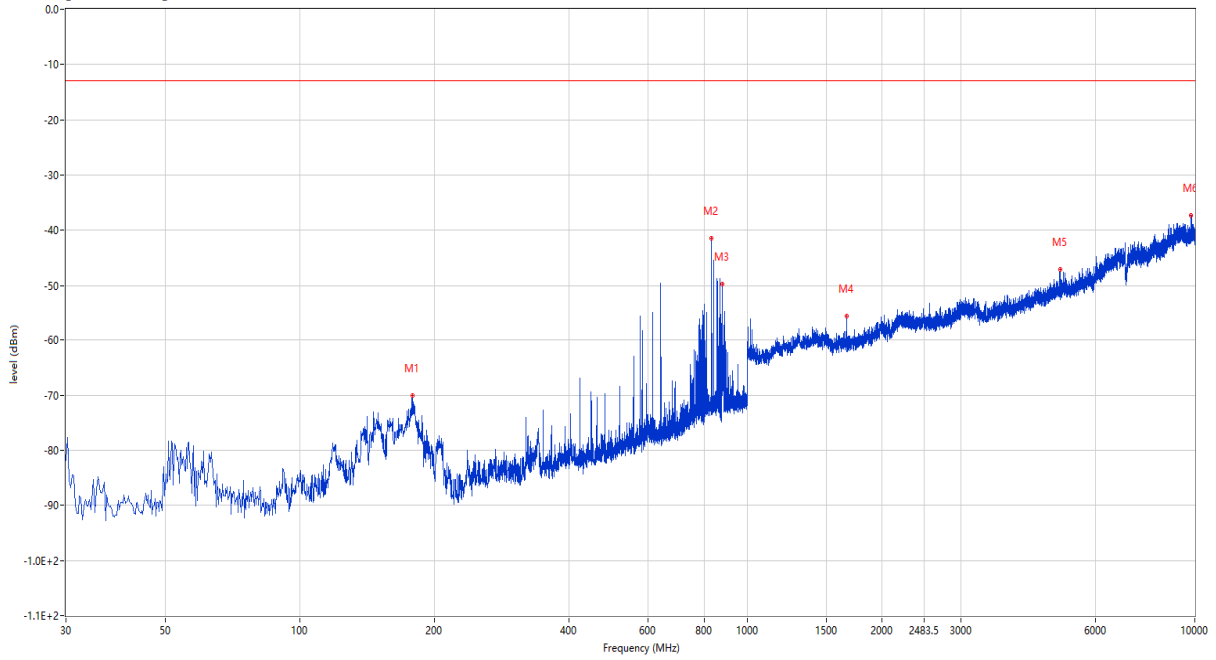


Frequency (MHz)	Result (dBm)	Factor (dB)	PK Limit (dBm)	Over Limit (dB)	Table (o)	ANT	EUT	Verdict
50.855	-64.82	-17.19	-13.0	-51.82	138.00	Vertical	Horizontal	Pass
836.920	-45.80	1.81	-13.0	-32.80	281.00	Vertical	Horizontal	N/A
881.085	-42.88	0.68	-13.0	-29.88	234.00	Vertical	Horizontal	N/A
1665.000	-50.07	-4.27	-13.0	-37.07	4.00	Vertical	Horizontal	Pass
5045.000	-36.46	8.57	-13.0	-23.46	133.00	Vertical	Horizontal	Pass
9841.750	-36.78	21.22	-13.0	-23.78	224.00	Vertical	Horizontal	Pass

LTE-CAT_M1 Band 5 BW10, Middle Channel

RSE-H LTE-CAT_M1 Band 5 BW10 CH20525

RSE Test case_FCC PART22&24&27_FCC PART 22

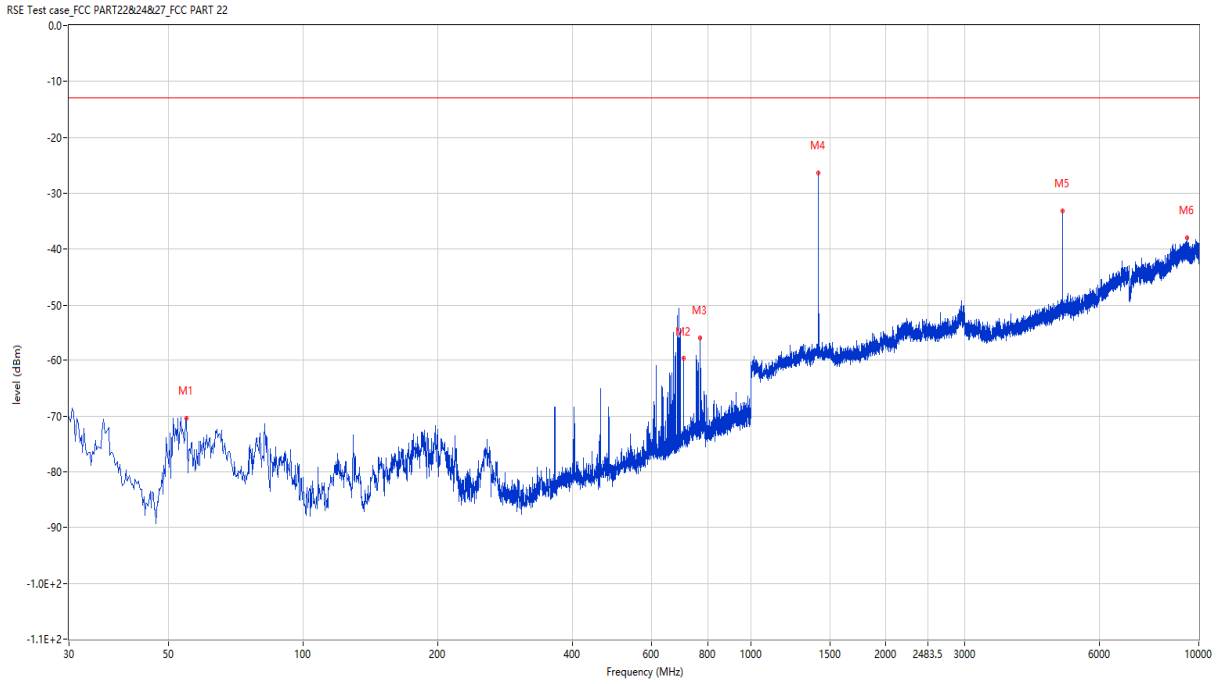


Frequency (MHz)	Result (dBm)	Factor (dB)	PK Limit (dBm)	Over Limit (dB)	Table (o)	ANT	EUT	Verdict
178.410	-70.04	-17.71	-13.0	-57.04	34.00	Horizontal	Horizontal	Pass
836.190	-41.48	1.64	-13.0	-28.48	333.00	Horizontal	Horizontal	N/A
880.447	-49.67	0.78	-13.0	-36.67	258.00	Horizontal	Horizontal	N/A
1664.500	-55.52	-4.31	-13.0	-42.52	52.00	Horizontal	Horizontal	Pass
4994.000	-47.03	8.19	-13.0	-34.03	332.00	Horizontal	Horizontal	Pass
9819.250	-37.30	21.17	-13.0	-24.30	74.00	Horizontal	Horizontal	Pass

8 LTE-CAT_M1 Band 12

8.1 LTE-CAT_M1 Band 12 BW1.4, Middle Channel

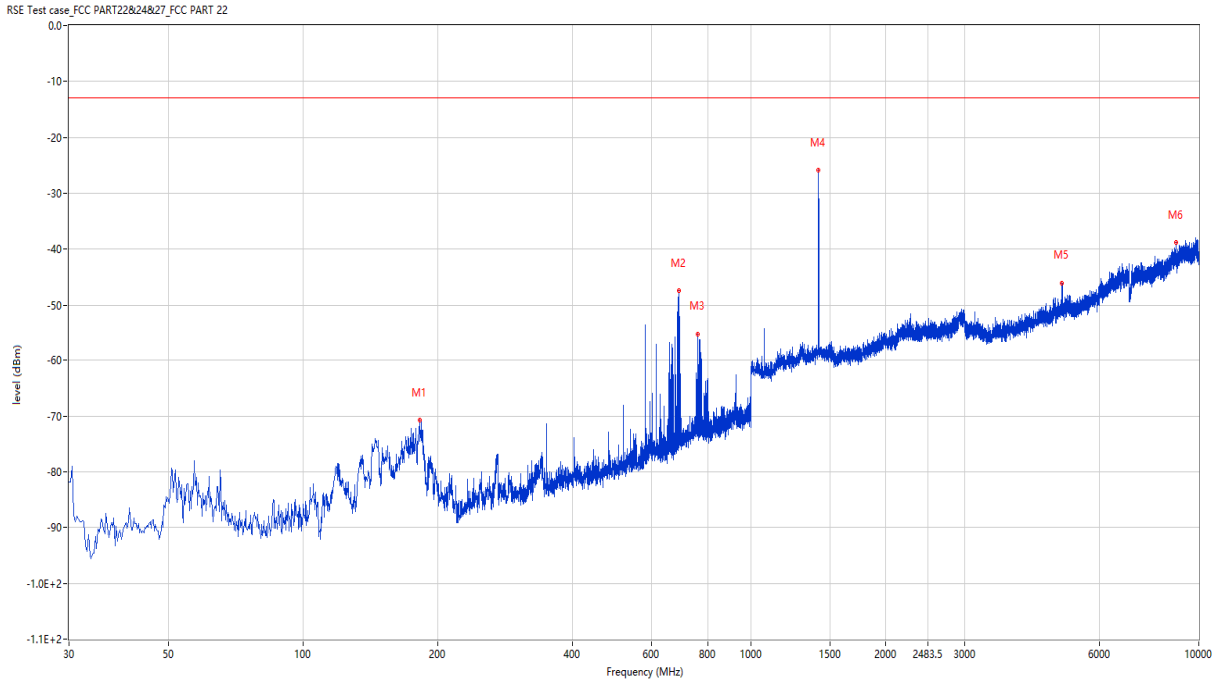
RSE-V LTE-CAT_M1 Band 12 BW1.4 CH23095



Frequency (MHz)	Result (dBm)	Factor (dB)	PK Limit (dBm)	Over Limit (dB)	Table (o)	ANT	EUT	Verdict
54.977	-70.36	-16.45	-13.0	-57.36	45.00	Vertical	Horizontal	Pass
708.030	-59.65	-0.48	-13.0	-46.65	71.00	Vertical	Horizontal	N/A
768.412	-55.90	0.16	-13.0	-42.90	122.00	Vertical	Horizontal	Pass
1414.000	-26.40	-1.74	-13.0	-13.40	4.00	Vertical	Horizontal	Pass
4956.000	-33.20	8.47	-13.0	-20.20	148.00	Vertical	Horizontal	Pass
9408.250	-38.01	19.19	-13.0	-25.01	135.00	Vertical	Horizontal	Pass

LTE-CAT_M1 Band 12 BW1.4, Middle Channel

RSE-H LTE-CAT_M1 Band 12 BW1.4 CH23095

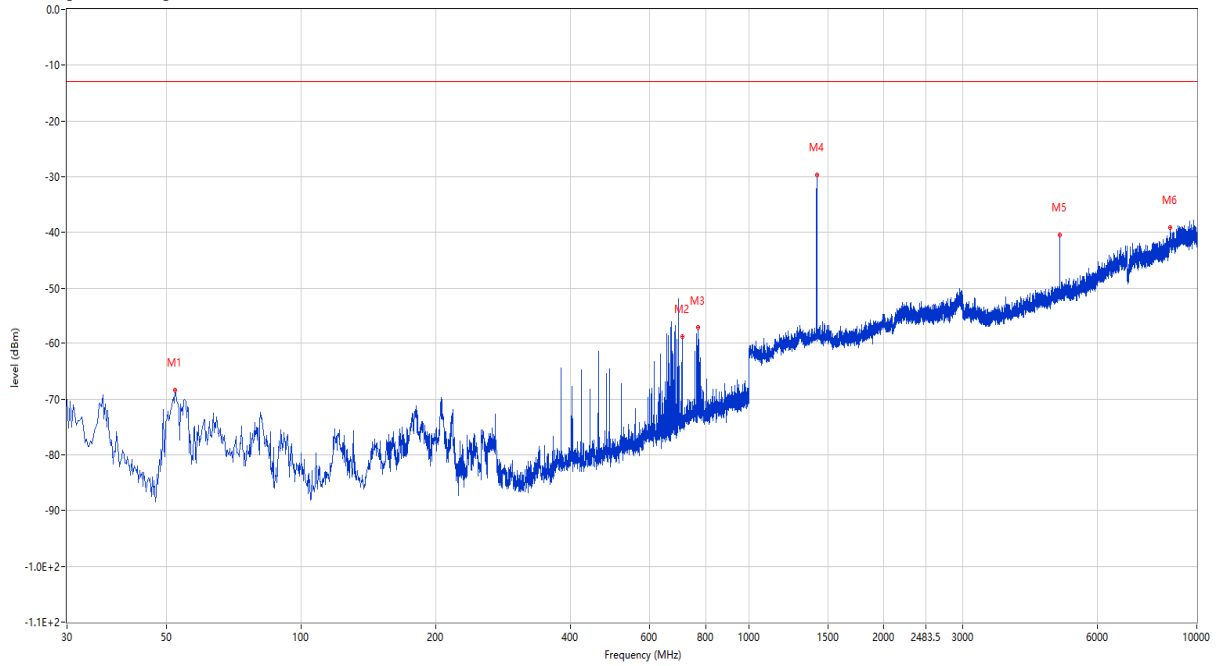


Frequency (MHz)	Result (dBm)	Factor (dB)	PK Limit (dBm)	Over Limit (dB)	Table (o)	ANT	EUT	Verdict
181.805	-70.81	-17.05	-13.0	-57.81	77.00	Horizontal	Horizontal	Pass
691.540	-47.40	-1.65	-13.0	-34.40	271.00	Horizontal	Horizontal	Pass
759.682	-55.10	0.13	-13.0	-42.10	77.00	Horizontal	Horizontal	Pass
1414.000	-25.82	-1.74	-13.0	-12.82	34.00	Horizontal	Horizontal	Pass
4950.000	-45.99	8.51	-13.0	-32.99	355.00	Horizontal	Horizontal	Pass
8908.000	-38.76	18.02	-13.0	-25.76	247.00	Horizontal	Horizontal	Pass

8.2 LTE-CAT_M1 Band 12 BW3, Middle Channel

RSE-V LTE-CAT_M1 Band 12 BW3 CH23095

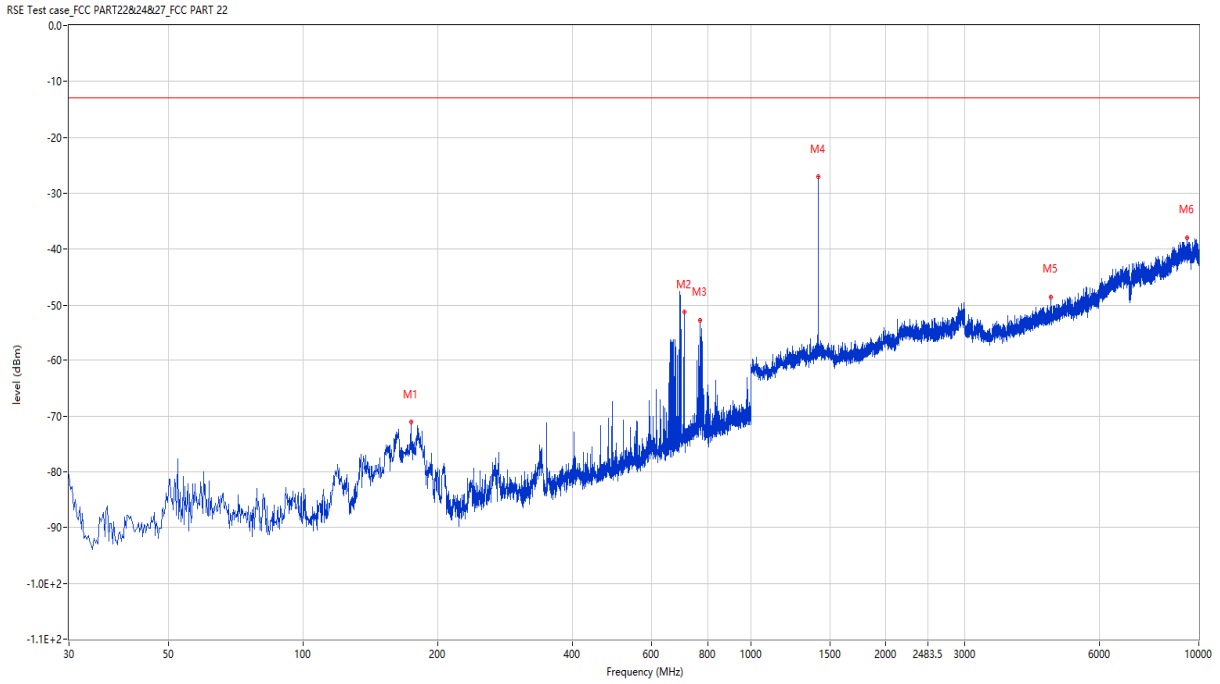
RSE Test case_FCC PART22&24&27_FCC PART 22



Frequency (MHz)	Result (dBm)	Factor (dB)	PK Limit (dBm)	Over Limit (dB)	Table (o)	ANT	EUT	Verdict
52.310	-68.47	-17.08	-13.0	-55.47	118.00	Vertical	Horizontal	Pass
707.758	-58.87	-0.46	-13.0	-45.87	248.00	Vertical	Horizontal	N/A
769.868	-57.19	0.16	-13.0	-44.19	144.00	Vertical	Horizontal	Pass
1417.500	-29.61	-1.73	-13.0	-16.61	83.00	Vertical	Horizontal	Pass
4945.000	-40.38	8.34	-13.0	-27.38	330.00	Vertical	Horizontal	Pass
8719.750	-39.07	18.11	-13.0	-26.07	360.00	Vertical	Horizontal	Pass

LTE-CAT_M1 Band 12 BW3, Middle Channel

RSE-H LTE-CAT_M1 Band 12 BW3 CH23095

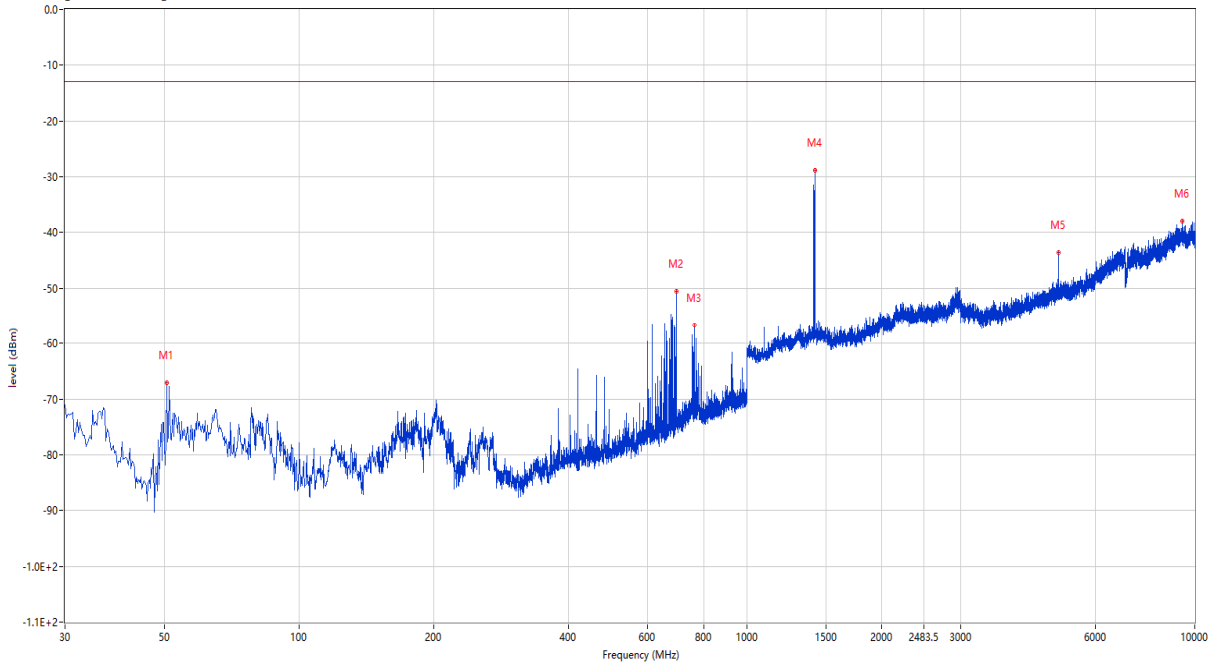


Frequency (MHz)	Result (dBm)	Factor (dB)	PK Limit (dBm)	Over Limit (dB)	Table (o)	ANT	EUT	Verdict
174.045	-71.15	-17.42	-13.0	-58.15	58.00	Horizontal	Horizontal	Pass
707.758	-51.16	-0.46	-13.0	-38.16	31.00	Horizontal	Horizontal	N/A
770.110	-52.62	0.28	-13.0	-39.62	270.00	Horizontal	Horizontal	Pass
1412.500	-27.08	-1.79	-13.0	-14.08	89.00	Horizontal	Horizontal	Pass
4680.000	-48.48	8.27	-13.0	-35.48	0.00	Horizontal	Horizontal	Pass
9398.500	-37.93	19.30	-13.0	-24.93	360.00	Horizontal	Horizontal	Pass

8.3 LTE-CAT_M1 Band 12 BW5, Middle Channel

RSE-V LTE-CAT_M1 Band 12 BW5 CH23095

RSE Test case_FCC PART22&24&27_FCC PART 22

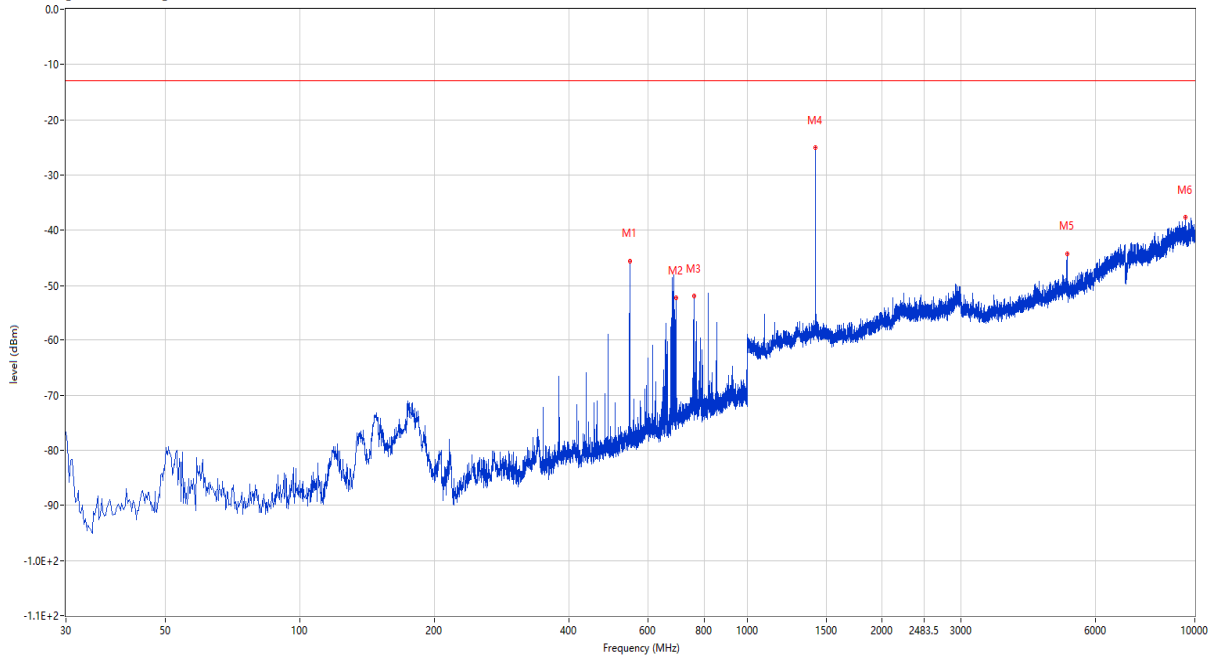


Frequency (MHz)	Result (dBm)	Factor (dB)	PK Limit (dBm)	Over Limit (dB)	Table (o)	ANT	EUT	Verdict
50.612	-67.08	-17.04	-13.0	-54.08	119.00	Vertical	Horizontal	Pass
696.148	-50.50	-0.80	-13.0	-37.50	144.00	Vertical	Horizontal	Pass
764.047	-56.61	-0.02	-13.0	-43.61	144.00	Vertical	Horizontal	Pass
1419.500	-28.89	-1.58	-13.0	-15.89	216.00	Vertical	Horizontal	Pass
4968.000	-43.63	8.25	-13.0	-30.63	0.00	Vertical	Horizontal	Pass
9363.250	-38.02	18.90	-13.0	-25.02	42.00	Vertical	Horizontal	Pass

LTE-CAT_M1 Band 12 BW5, Middle Channel

RSE-H LTE-CAT_M1 Band 12 BW5 CH23095

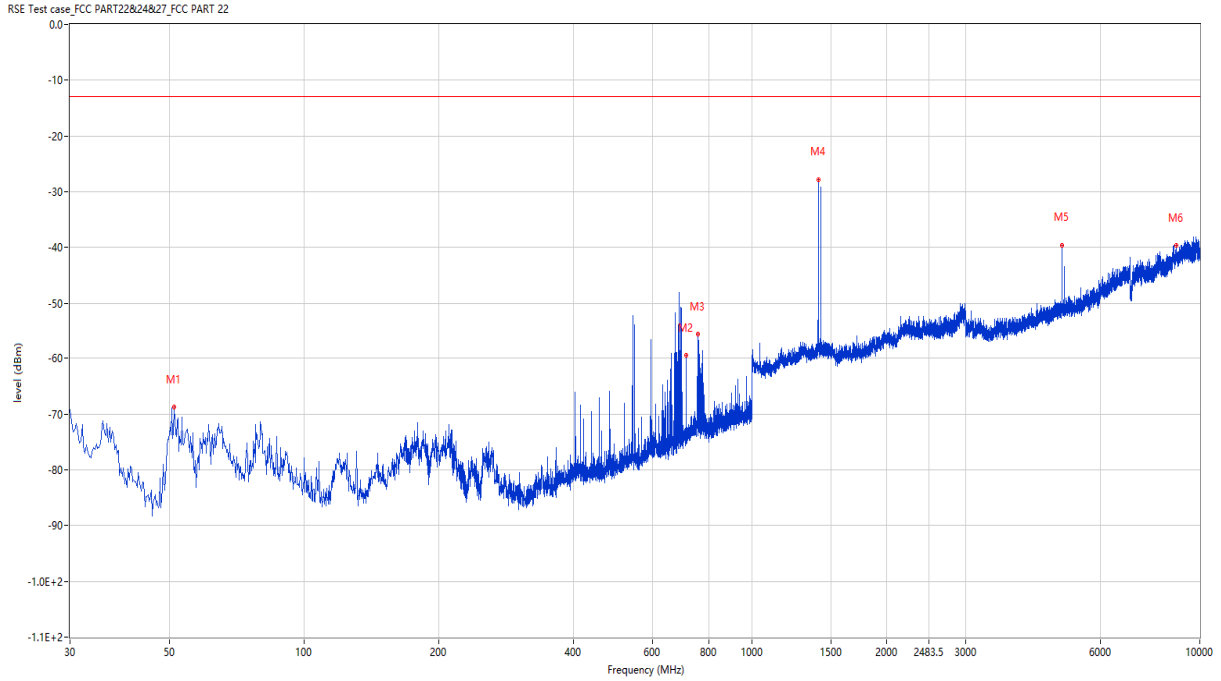
RSE Test case_FCC PART22&24&27_FCC PART 22



Frequency (MHz)	Result (dBm)	Factor (dB)	PK Limit (dBm)	Over Limit (dB)	Table (o)	ANT	EUT	Verdict
545.555	-45.63	-5.48	-13.0	-32.63	83.00	Horizontal	Horizontal	Pass
692.510	-52.19	-1.53	-13.0	-39.19	3.00	Horizontal	Horizontal	Pass
760.410	-51.81	0.12	-13.0	-38.81	3.00	Horizontal	Horizontal	Pass
1419.500	-24.97	-1.58	-13.0	-11.97	6.00	Horizontal	Horizontal	Pass
5184.000	-44.15	8.43	-13.0	-31.15	218.00	Horizontal	Horizontal	Pass
9520.000	-37.61	19.66	-13.0	-24.61	189.00	Horizontal	Horizontal	Pass

8.4 LTE-CAT_M1 Band 12 BW10, Middle Channel

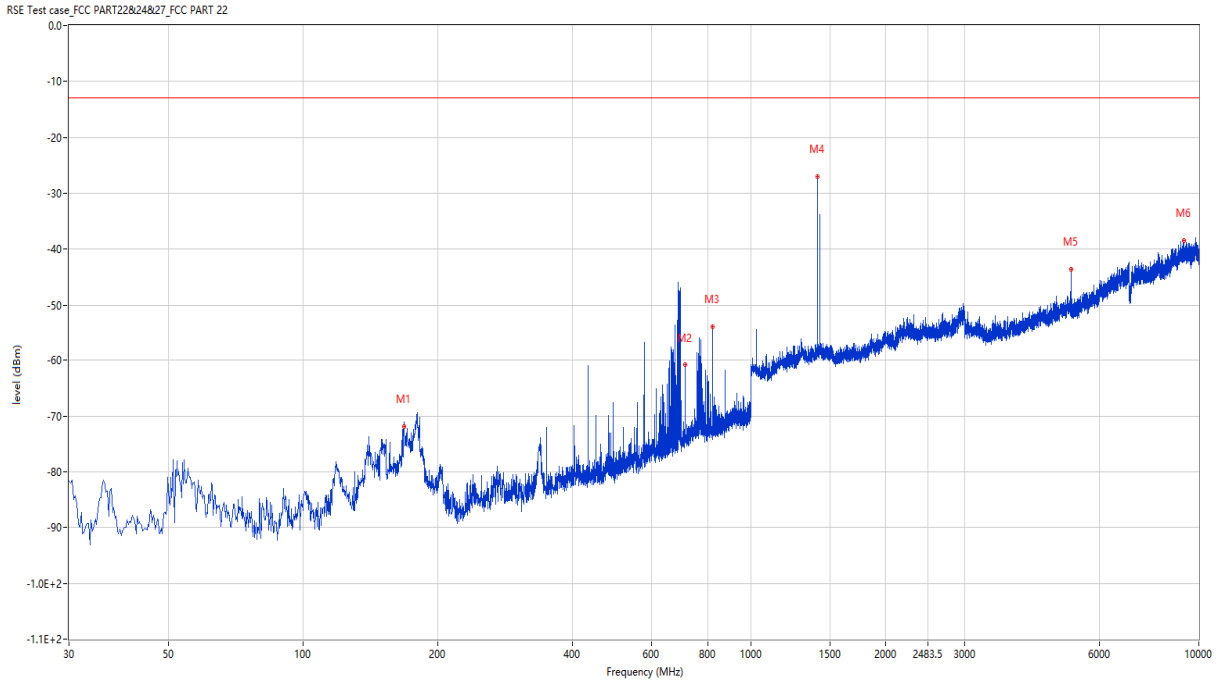
RSE-V LTE-CAT_M1 Band 12 BW10 CH23095



Frequency (MHz)	Result (dBm)	Factor (dB)	PK Limit (dBm)	Over Limit (dB)	Table (o)	ANT	EUT	Verdict
51.340	-68.83	-16.92	-13.0	-55.83	144.00	Vertical	Horizontal	Pass
707.910	-59.50	-0.34	-13.0	-46.50	92.00	Vertical	Horizontal	N/A
756.045	-55.52	0.95	-13.0	-42.52	144.00	Vertical	Horizontal	Pass
1406.500	-27.77	-1.93	-13.0	-14.77	85.00	Vertical	Horizontal	Pass
4923.000	-39.51	8.38	-13.0	-26.51	141.00	Vertical	Horizontal	Pass
8875.750	-39.62	18.20	-13.0	-26.62	185.00	Vertical	Horizontal	Pass

LTE-CAT_M1 Band 12 BW10, Middle Channel

RSE-H LTE-CAT_M1 Band 12 BW10 CH23095

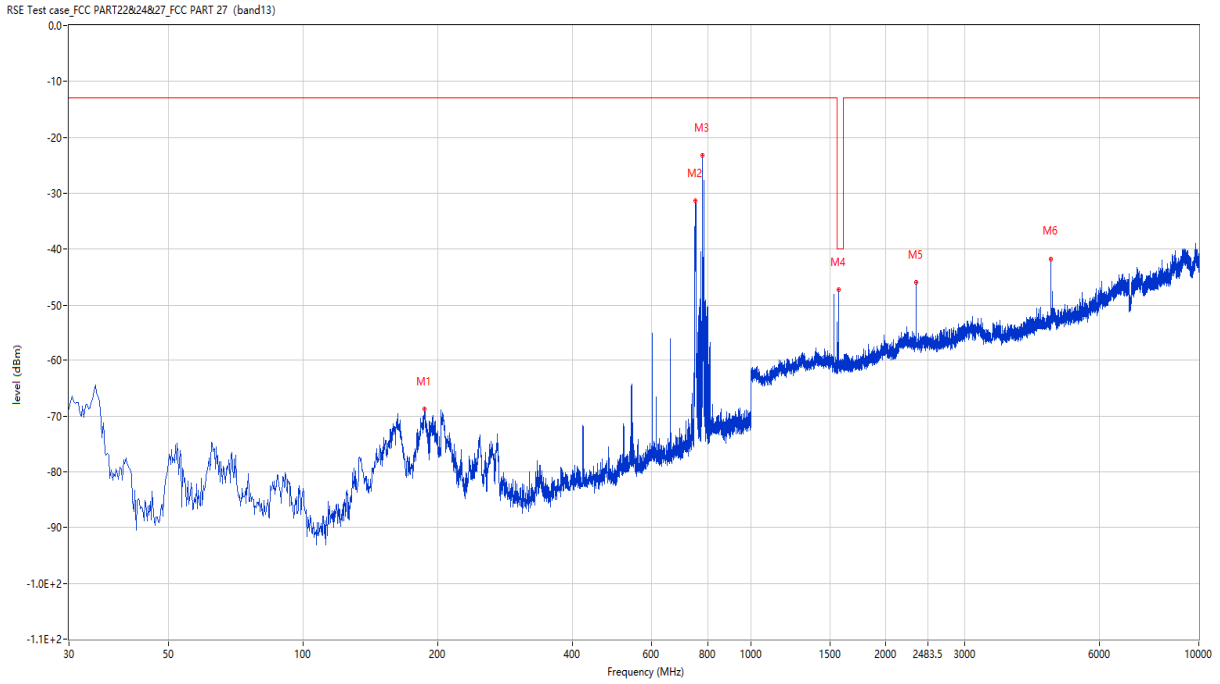


Frequency (MHz)	Result (dBm)	Factor (dB)	PK Limit (dBm)	Over Limit (dB)	Table (o)	ANT	EUT	Verdict
168.225	-71.90	-18.13	-13.0	-58.90	87.00	Horizontal	Horizontal	Pass
707.910	-60.86	-0.34	-13.0	-47.86	0.00	Horizontal	Horizontal	N/A
821.520	-53.91	0.60	-13.0	-40.91	329.00	Horizontal	Horizontal	Pass
1406.500	-27.01	-1.93	-13.0	-14.01	360.00	Horizontal	Horizontal	Pass
5178.000	-43.50	8.77	-13.0	-30.50	193.00	Horizontal	Horizontal	Pass
9250.000	-38.43	18.89	-13.0	-25.43	292.00	Horizontal	Horizontal	Pass

9 LTE-CAT_M1 Band 13

9.1 LTE-CAT_M1 Band 13 BW5, Middle Channel

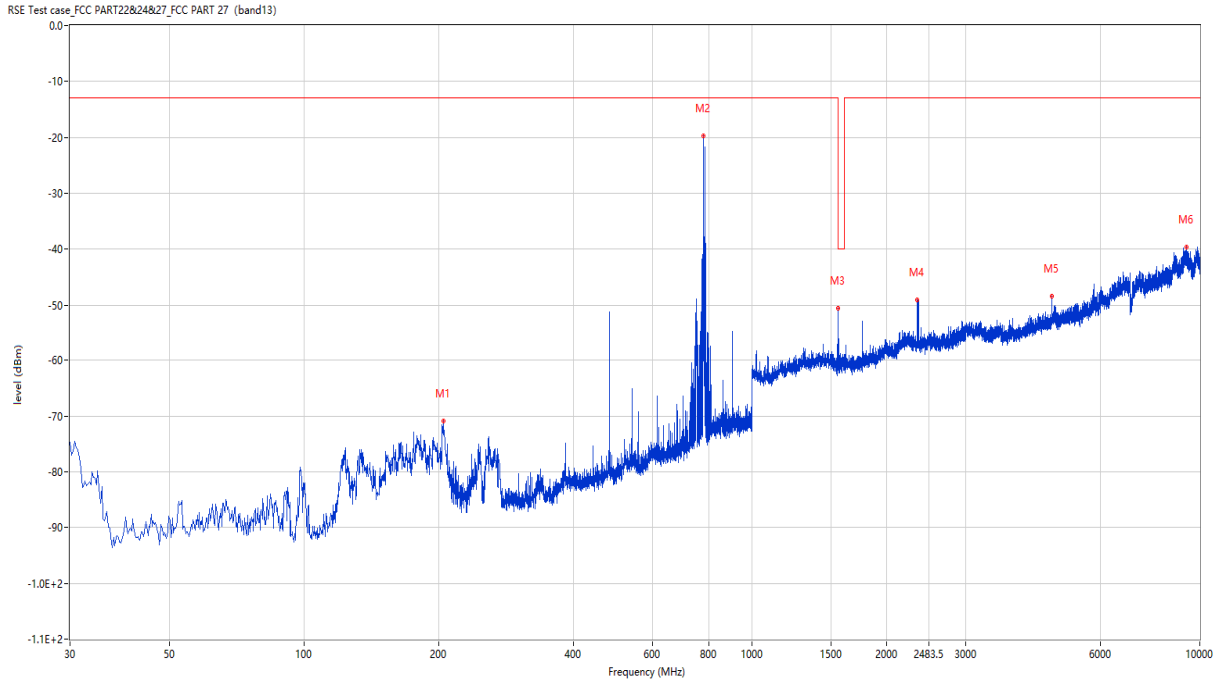
RSE-V LTE-CAT_M1 Band 13 BW5 CH23230



Frequency (MHz)	Result (dBm)	Factor (dB)	PK Limit (dBm)	Over Limit (dB)	Table (o)	ANT	EUT	Verdict
186.655	-68.80	-17.32	-13.0	-55.80	145.00	Vertical	Horizontal	Pass
752.407	-31.28	-1.70	-13.0	-18.28	264.00	Vertical	Horizontal	N/A
779.810	-23.84	-0.73	-13.0	-10.84	189.00	Vertical	Horizontal	N/A
1568.500	-47.20	-4.22	-40.0	-7.20	156.00	Vertical	Horizontal	Pass
2340.000	-45.89	0.24	-13.0	-32.89	126.00	Vertical	Horizontal	Pass
4679.000	-41.67	8.29	-13.0	-28.67	273.00	Vertical	Horizontal	Pass

LTE-CAT_M1 Band 13 BW5, Middle Channel

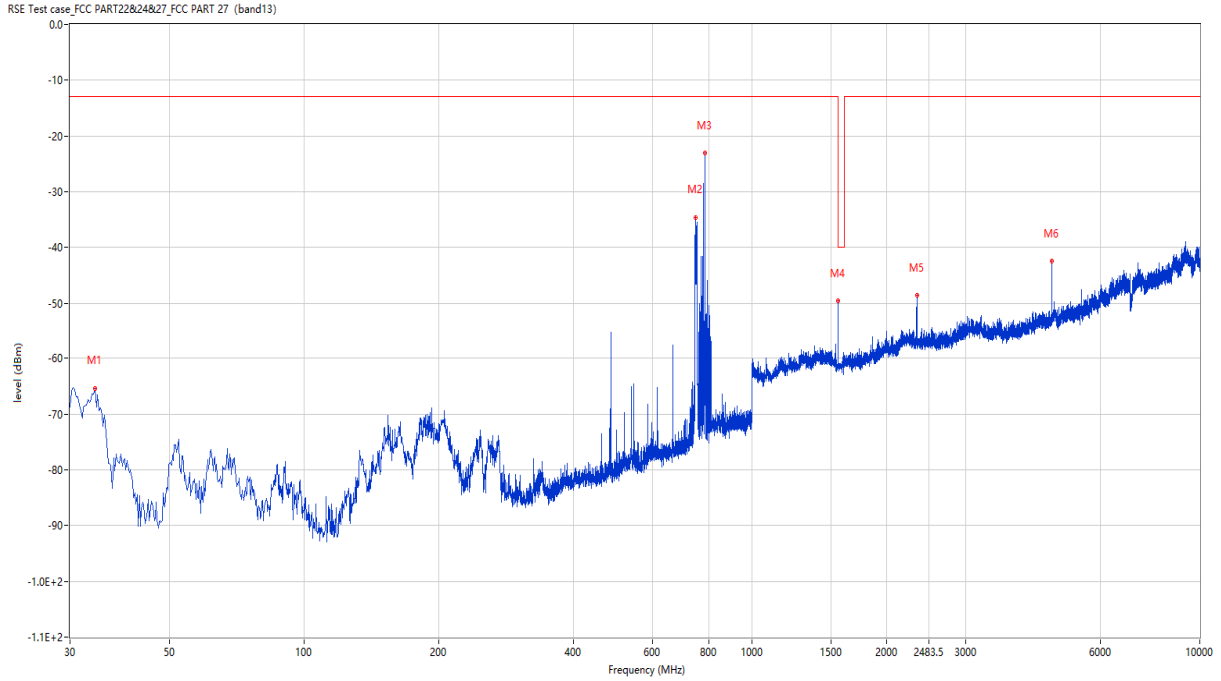
RSE-H LTE-CAT_M1 Band 13 BW5 CH23230



Frequency (MHz)	Result (dBm)	Factor (dB)	PK Limit (dBm)	Over Limit (dB)	Table (o)	ANT	EUT	Verdict
204.600	-70.85	-17.75	-13.0	-57.85	70.00	Horizontal	Horizontal	Pass
779.810	-19.33	-0.73	-13.0	-6.33	225.00	Horizontal	Horizontal	N/A
1559.500	-50.51	-4.27	-40.0	-10.51	206.00	Horizontal	Horizontal	Pass
2340.500	-49.02	0.23	-13.0	-36.02	78.00	Horizontal	Horizontal	Pass
4679.000	-48.37	8.29	-13.0	-35.37	308.00	Horizontal	Horizontal	Pass
9337.000	-39.57	18.95	-13.0	-26.57	224.00	Horizontal	Horizontal	Pass

9.2 LTE-CAT_M1 Band 13 BW10, Middle Channel

RSE-V LTE-CAT_M1 Band 13 BW10 CH23230

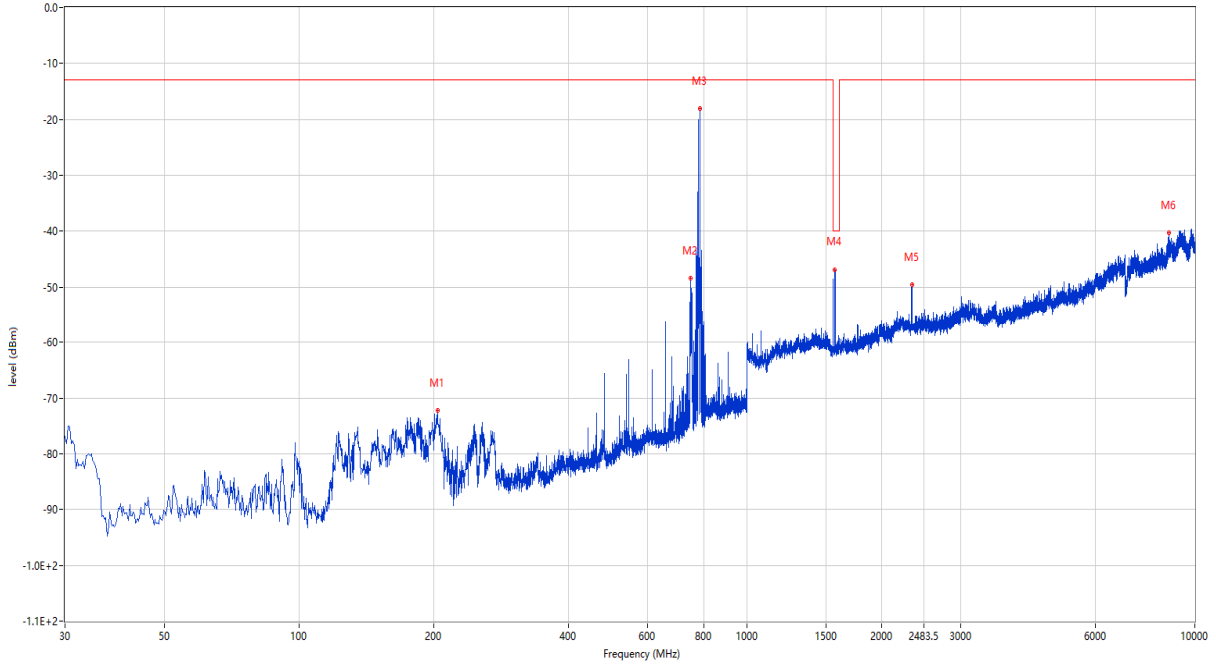


Frequency (MHz)	Result (dBm)	Factor (dB)	PK Limit (dBm)	Over Limit (dB)	Table (o)	ANT	EUT	Verdict
34.123	-65.37	-20.52	-13.0	-52.37	227.00	Vertical	Horizontal	Pass
747.073	-34.56	-1.73	-13.0	-21.56	227.00	Vertical	Horizontal	Pass
786.358	-23.98	-1.17	-13.0	-10.98	137.00	Vertical	Horizontal	N/A
1556.500	-49.60	-4.55	-40.0	-9.60	56.00	Vertical	Horizontal	Pass
2333.500	-48.51	0.24	-13.0	-35.51	102.00	Vertical	Horizontal	Pass
4667.000	-42.37	7.54	-13.0	-29.37	277.00	Vertical	Horizontal	Pass

LTE-CAT_M1 Band 13 BW10, Middle Channel

RSE-H LTE-CAT_M1 Band 13 BW10 CH23230

RSE Test case FCC PART22&24&27 FCC PART 27 (band13)

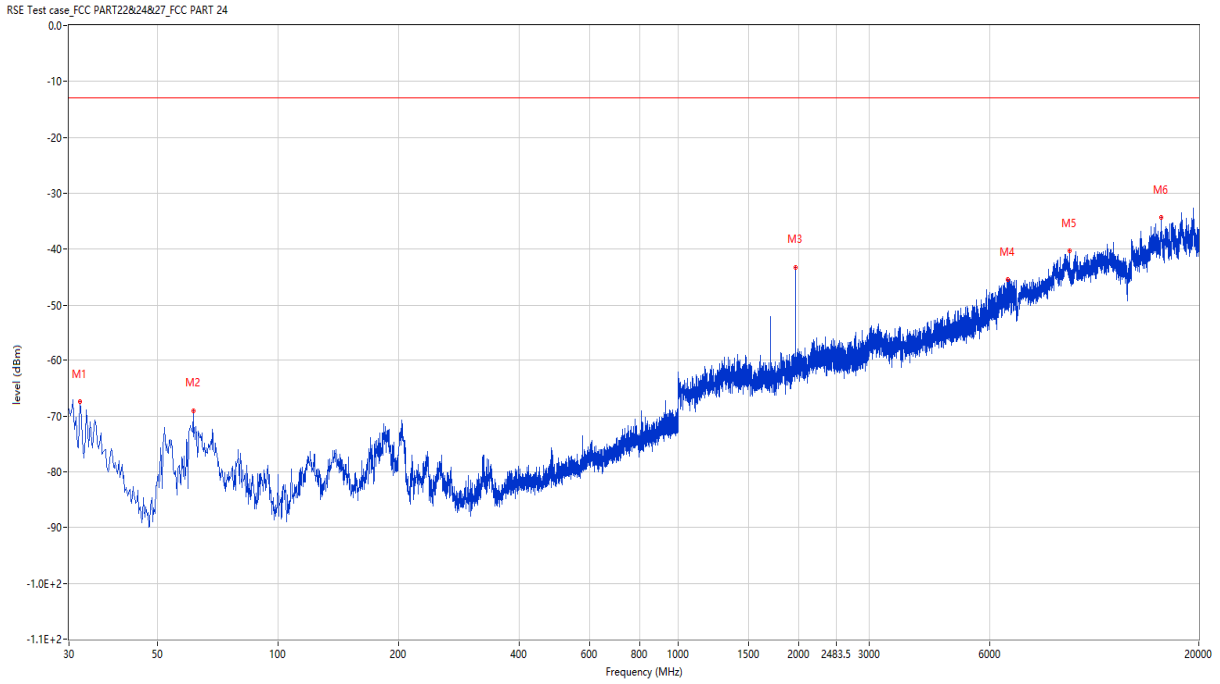


Frequency (MHz)	Result (dBm)	Factor (dB)	PK Limit (dBm)	Over Limit (dB)	Table (o)	ANT	EUT	Verdict
203.872	-72.20	-17.59	-13.0	-59.20	54.00	Horizontal	Horizontal	Pass
747.073	-48.33	-1.73	-13.0	-35.33	1.00	Horizontal	Horizontal	Pass
786.358	-17.98	-1.17	-13.0	-4.98	226.00	Horizontal	Horizontal	N/A
1572.500	-46.86	-4.16	-40.0	-6.86	361.00	Horizontal	Horizontal	Pass
2333.500	-49.56	0.24	-13.0	-36.56	360.00	Horizontal	Horizontal	Pass
8739.250	-40.23	18.87	-13.0	-27.23	104.00	Horizontal	Horizontal	Pass

13 LTE-CAT_M1 Band 25

13.1 LTE-CAT_M1 Band 25 BW1.4, Middle Channel

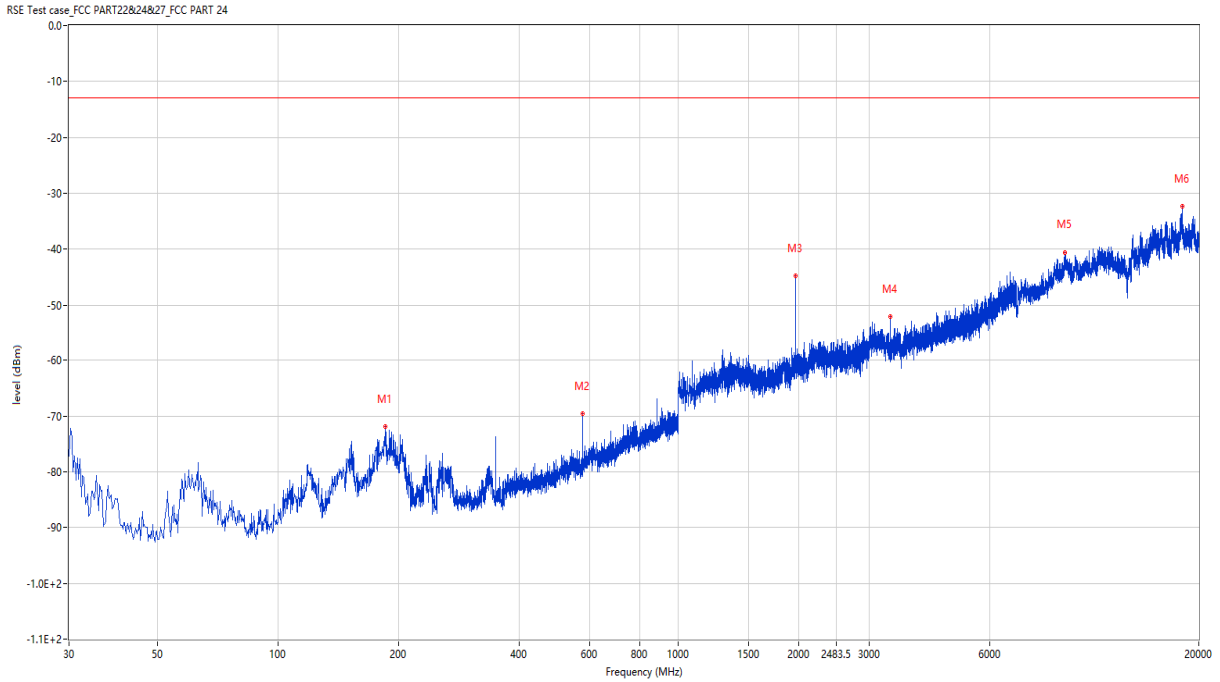
RSE-V LTE-CAT_M1 Band 25 BW1.4 CH26363



Frequency (MHz)	Result (dBm)	Factor (dB)	PK Limit (dBm)	Over Limit (dB)	Table (o)	ANT	EUT	Verdict
31.940	-67.49	-22.79	-13.0	-54.49	283.00	Vertical	Horizontal	Pass
61.282	-69.01	-15.82	-13.0	-56.01	85.00	Vertical	Horizontal	Pass
1962.500	-43.18	-1.63	-13.0	-30.18	325.00	Vertical	Horizontal	N/A
6647.000	-45.43	13.75	-13.0	-32.43	184.00	Vertical	Horizontal	Pass
9509.000	-40.25	19.63	-13.0	-27.25	360.00	Vertical	Horizontal	Pass
16087.000	-34.32	29.23	-13.0	-21.32	3.00	Vertical	Horizontal	Pass

LTE-CAT_M1 Band 25 BW1.4, Middle Channel

RSE-H LTE-CAT_M1 Band 25 BW1.4 CH26363

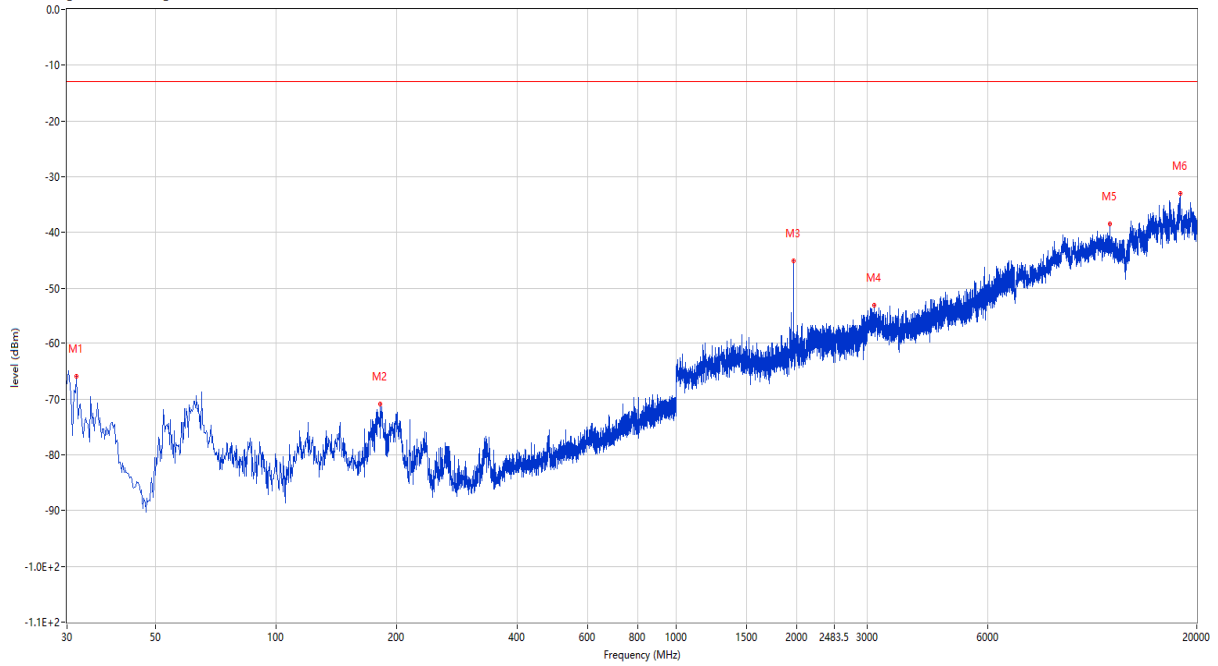


Frequency (MHz)	Result (dBm)	Factor (dB)	PK Limit (dBm)	Over Limit (dB)	Table (o)	ANT	EUT	Verdict
185.200	-71.87	-17.35	-13.0	-58.87	43.00	Horizontal	Horizontal	Pass
576.352	-69.60	-5.91	-13.0	-56.60	129.00	Horizontal	Horizontal	Pass
1962.000	-44.80	-1.61	-13.0	-31.80	0.00	Horizontal	Horizontal	N/A
3387.000	-52.10	3.75	-13.0	-39.10	43.00	Horizontal	Horizontal	Pass
9239.250	-40.53	18.92	-13.0	-27.53	174.00	Horizontal	Horizontal	Pass
18163.751	-32.30	34.19	-13.0	-19.30	333.00	Horizontal	Horizontal	Pass

13.2 LTE-CAT_M1 Band 25 BW3, Middle Channel

RSE-V LTE-CAT_M1 Band 25 BW3 CH26363

RSE Test case_FCC PART22&24&27_FCC PART 24

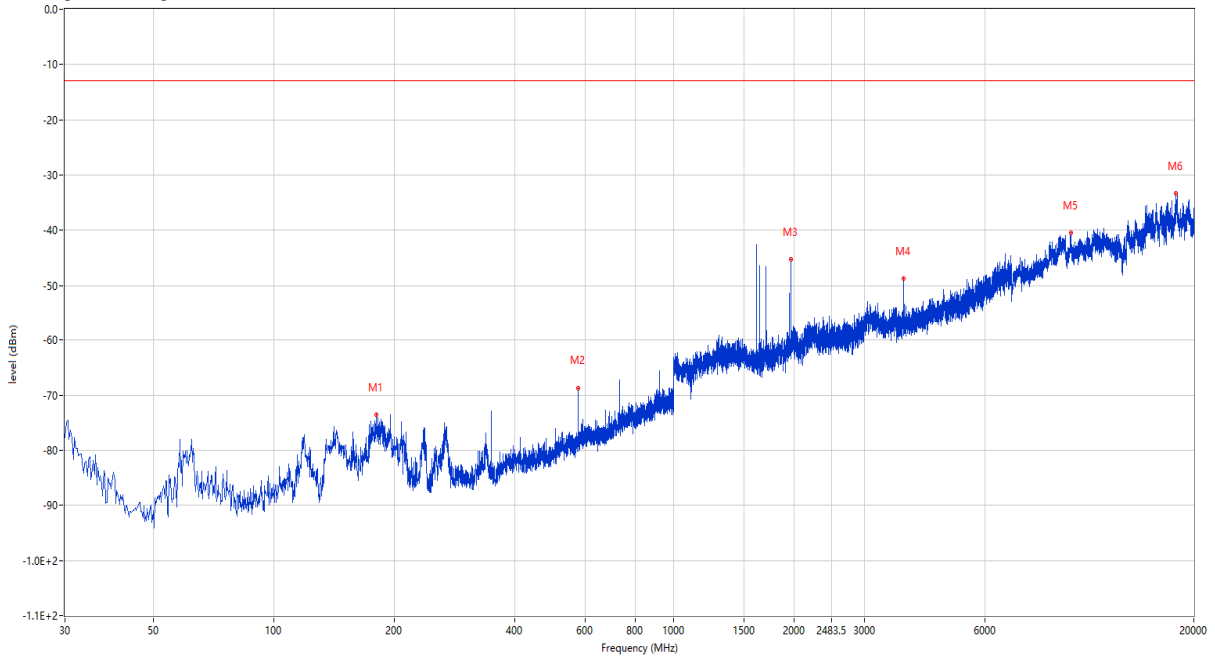


Frequency (MHz)	Result (dBm)	Factor (dB)	PK Limit (dBm)	Over Limit (dB)	Table (o)	ANT	EUT	Verdict
31.698	-65.91	-22.74	-13.0	-52.91	87.00	Vertical	Horizontal	Pass
182.048	-70.88	-17.67	-13.0	-57.88	16.00	Vertical	Horizontal	Pass
1962.000	-45.02	-1.61	-13.0	-32.02	273.00	Vertical	Horizontal	N/A
3121.000	-53.01	5.25	-13.0	-40.01	0.00	Vertical	Horizontal	Pass
12122.000	-38.47	20.90	-13.0	-25.47	97.00	Vertical	Horizontal	Pass
18163.751	-33.01	34.19	-13.0	-20.01	73.00	Vertical	Horizontal	Pass

LTE-CAT_M1 Band 25 BW3, Middle Channel

RSE-H LTE-CAT_M1 Band 25 BW3 CH26363

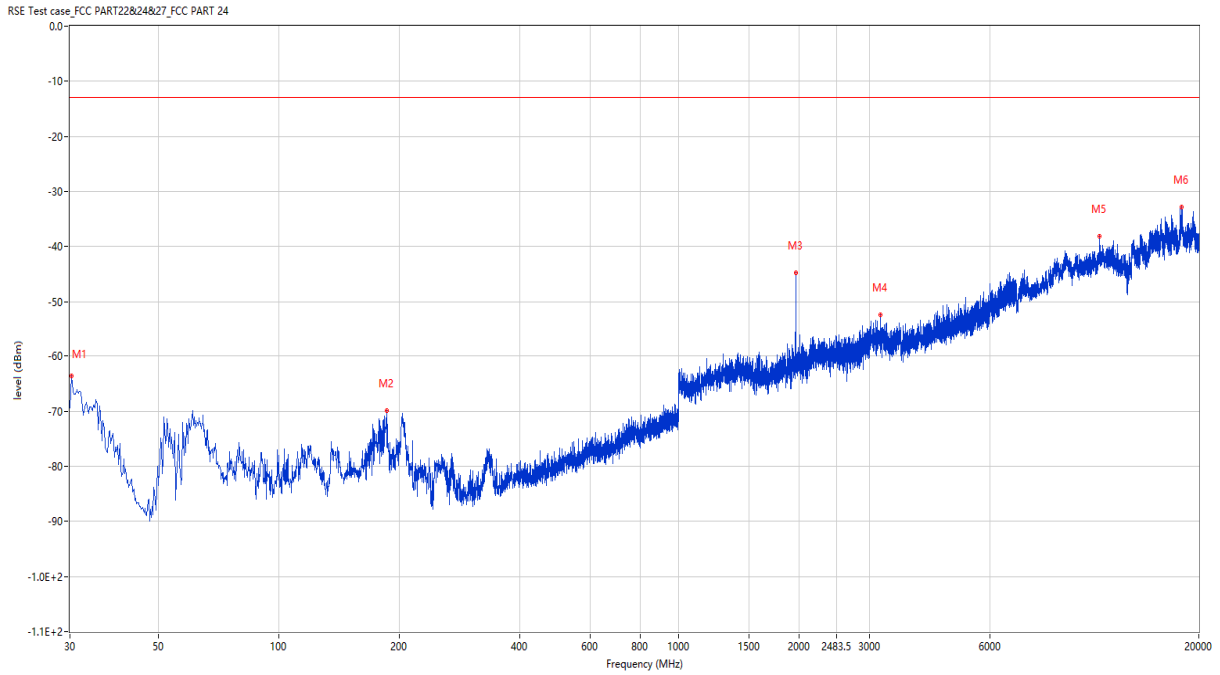
RSE Test case_FCC PART22&24&27_FCC PART 24



Frequency (MHz)	Result (dBm)	Factor (dB)	PK Limit (dBm)	Over Limit (dB)	Table (o)	ANT	EUT	Verdict
180.108	-73.61	-17.69	-13.0	-60.61	223.00	Horizontal	Horizontal	Pass
575.868	-68.67	-5.99	-13.0	-55.67	90.00	Horizontal	Horizontal	Pass
1963.000	-45.18	-1.65	-13.0	-32.18	250.00	Horizontal	Horizontal	N/A
3763.000	-48.76	6.17	-13.0	-35.76	308.00	Horizontal	Horizontal	Pass
9856.750	-40.50	21.18	-13.0	-27.50	183.00	Horizontal	Horizontal	Pass
18053.249	-33.25	33.13	-13.0	-20.25	316.00	Horizontal	Horizontal	Pass

13.3 LTE-CAT_M1 Band 25 BW5, Middle Channel

RSE-V LTE-CAT_M1 Band 25 BW5 CH26363

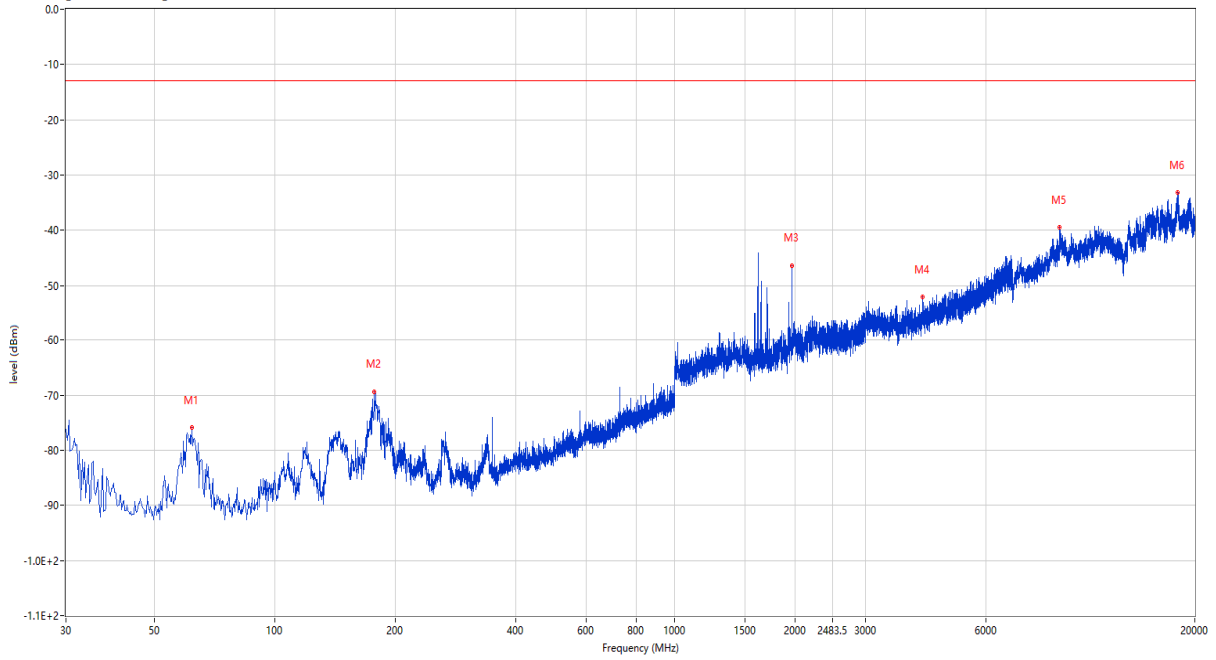


Frequency (MHz)	Result (dBm)	Factor (dB)	PK Limit (dBm)	Over Limit (dB)	Table (o)	ANT	EUT	Verdict
30.242	-63.69	-21.13	-13.0	-50.69	334.00	Vertical	Horizontal	Pass
185.685	-69.95	-17.29	-13.0	-56.95	357.00	Vertical	Horizontal	Pass
1964.000	-44.70	-1.76	-13.0	-31.70	3.00	Vertical	Horizontal	N/A
3196.000	-52.40	5.34	-13.0	-39.40	334.00	Vertical	Horizontal	Pass
11303.000	-38.17	20.48	-13.0	-25.17	72.00	Vertical	Horizontal	Pass
18111.750	-32.80	33.86	-13.0	-19.80	360.00	Vertical	Horizontal	Pass

LTE-CAT_M1 Band 25 BW5, Middle Channel

RSE-H LTE-CAT_M1 Band 25 BW5 CH26363

RSE Test case_FCC PART22&24&27_FCC PART 24

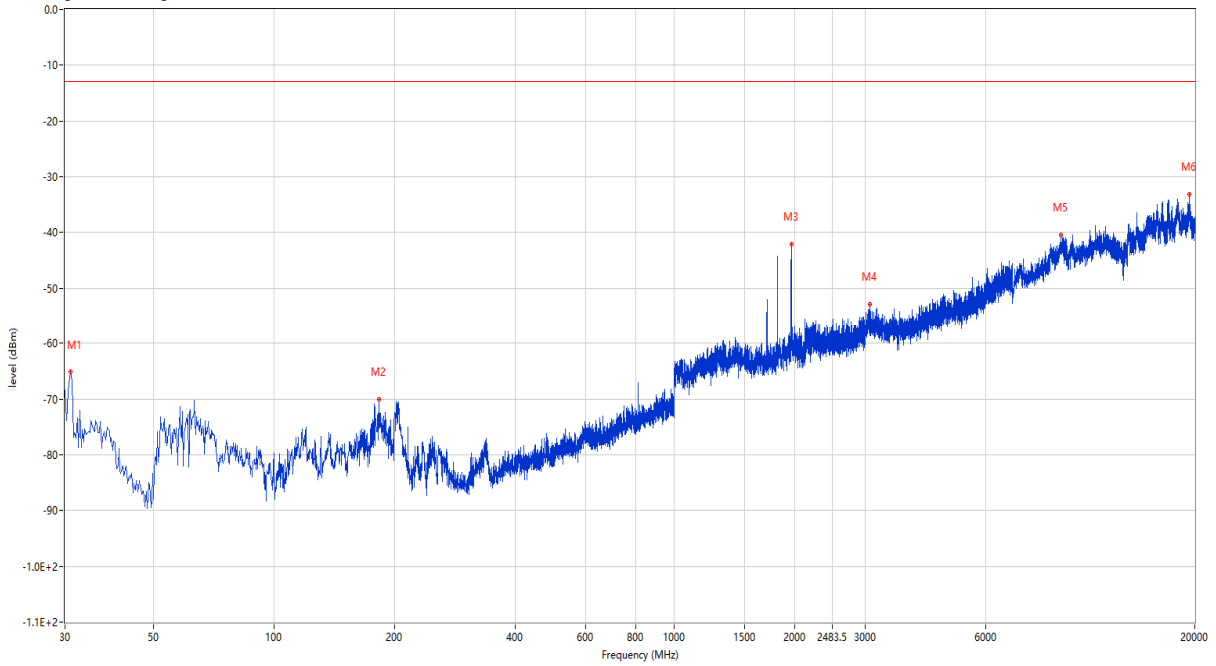


Frequency (MHz)	Result (dBm)	Factor (dB)	PK Limit (dBm)	Over Limit (dB)	Table (o)	ANT	EUT	Verdict
62.010	-75.87	-15.48	-13.0	-62.87	360.00	Horizontal	Horizontal	Pass
176.955	-69.33	-18.01	-13.0	-56.33	90.00	Horizontal	Horizontal	Pass
1960.000	-46.32	-1.76	-13.0	-33.32	0.00	Horizontal	Horizontal	N/A
4178.000	-52.07	6.74	-13.0	-39.07	2.00	Horizontal	Horizontal	Pass
9190.500	-39.48	18.74	-13.0	-26.48	0.00	Horizontal	Horizontal	Pass
18147.500	-33.15	34.03	-13.0	-20.15	189.00	Horizontal	Horizontal	Pass

13.4 LTE-CAT_M1 Band 25 BW10, Middle Channel

RSE-V LTE-CAT_M1 Band 25 BW10 CH26363

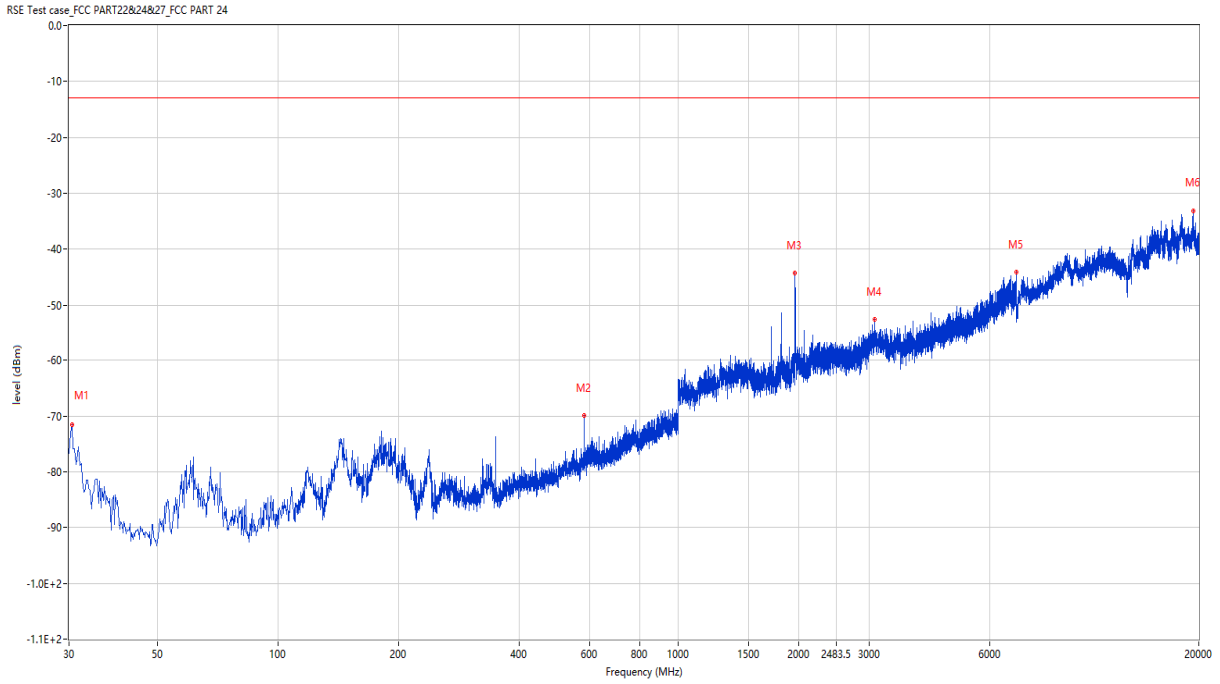
RSE Test case_FCC PART22&24&27_FCC PART 24



Frequency (MHz)	Result (dBm)	Factor (dB)	PK Limit (dBm)	Over Limit (dB)	Table (o)	ANT	EUT	Verdict
30.970	-65.04	-22.25	-13.0	-52.04	164.00	Vertical	Horizontal	Pass
182.775	-70.01	-17.50	-13.0	-57.01	0.00	Vertical	Horizontal	Pass
1962.000	-42.13	-1.90	-13.0	-29.13	266.00	Vertical	Horizontal	N/A
3089.000	-52.88	4.57	-13.0	-39.88	310.00	Vertical	Horizontal	Pass
9252.250	-40.38	18.85	-13.0	-27.38	278.00	Vertical	Horizontal	Pass
19353.250	-33.20	34.61	-13.0	-20.20	186.00	Vertical	Horizontal	Pass

LTE-CAT_M1 Band 25 BW10, Middle Channel

RSE-H LTE-CAT_M1 Band 25 BW10 CH26363

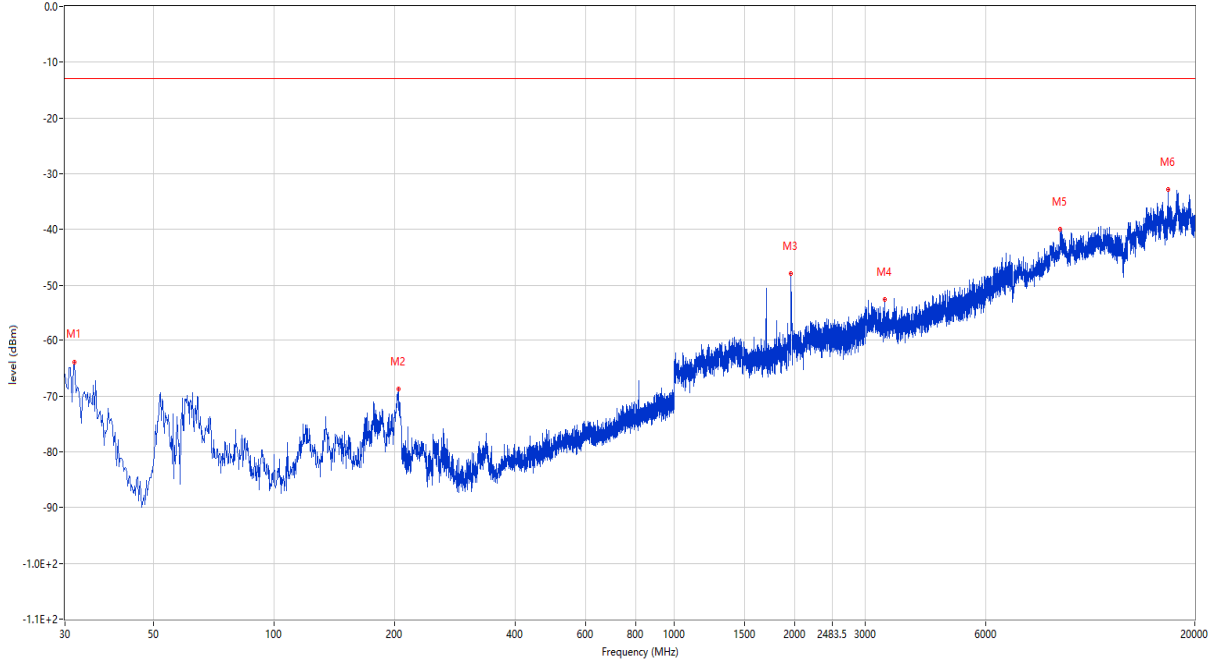


Frequency (MHz)	Result (dBm)	Factor (dB)	PK Limit (dBm)	Over Limit (dB)	Table (o)	ANT	EUT	Verdict
30.242	-73.00	-21.13	-13.0	-60.00	134.00	Horizontal	Horizontal	Pass
581.202	-69.94	-5.61	-13.0	-56.94	134.00	Horizontal	Horizontal	Pass
1959.000	-44.28	-1.78	-13.0	-31.28	360.00	Horizontal	Horizontal	N/A
3096.000	-52.54	4.26	-13.0	-39.54	338.00	Horizontal	Horizontal	Pass
6998.000	-44.03	14.95	-13.0	-31.03	293.00	Horizontal	Horizontal	Pass
19337.001	-33.19	35.28	-13.0	-20.19	351.00	Horizontal	Horizontal	Pass

13.5 LTE-CAT_M1 Band 25 BW15, Middle Channel

RSE-V LTE-CAT_M1 Band 25 BW15 CH26363

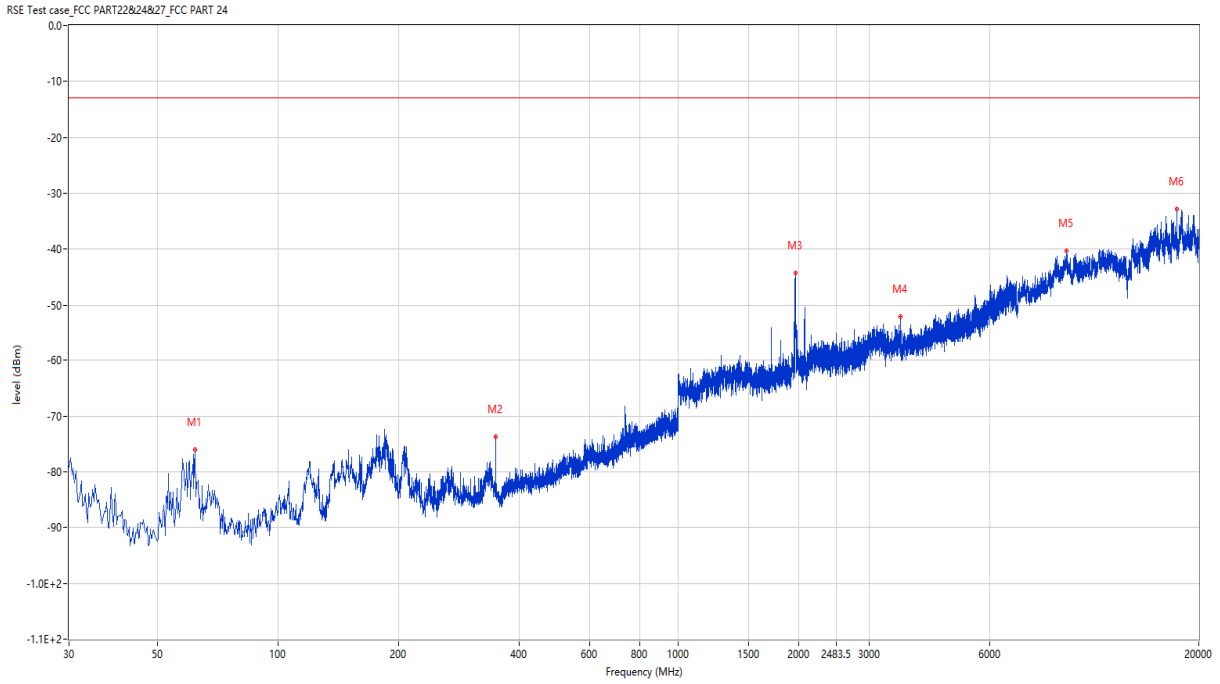
RSE Test case_FCC PART22&24&27_FCC PART 24



Frequency (MHz)	Result (dBm)	Factor (dB)	PK Limit (dBm)	Over Limit (dB)	Table (o)	ANT	EUT	Verdict
31.698	-63.88	-22.74	-13.0	-50.88	287.00	Vertical	Horizontal	Pass
204.115	-68.77	-17.72	-13.0	-55.77	215.00	Vertical	Horizontal	Pass
1962.000	-47.83	-2.35	-13.0	-34.83	334.00	Vertical	Horizontal	N/A
3359.000	-52.49	3.32	-13.0	-39.49	1.00	Vertical	Horizontal	Pass
9226.250	-39.96	18.90	-13.0	-26.96	5.00	Vertical	Horizontal	Pass
17130.250	-32.84	31.18	-13.0	-19.84	47.00	Vertical	Horizontal	Pass

LTE-CAT_M1 Band 25 BW15, Middle Channel

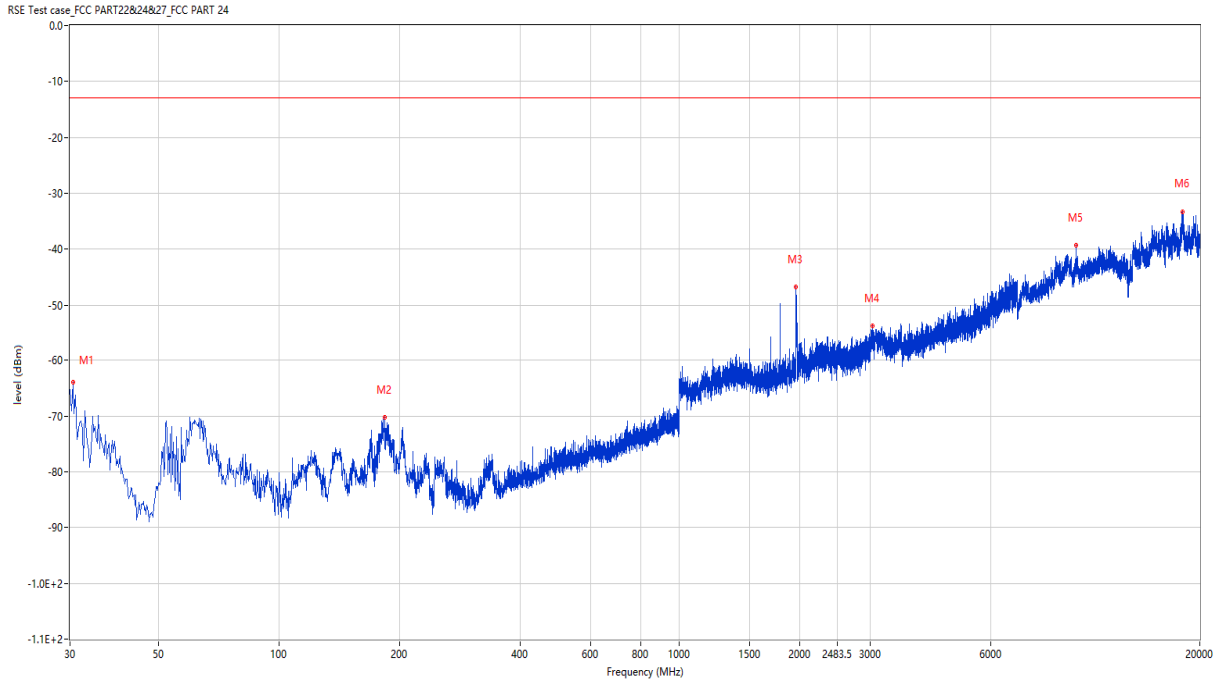
RSE-H LTE-CAT_M1 Band 25 BW15 CH26363



Frequency (MHz)	Result (dBm)	Factor (dB)	PK Limit (dBm)	Over Limit (dB)	Table (o)	ANT	EUT	Verdict
62.010	-76.10	-15.48	-13.0	-63.10	83.00	Horizontal	Horizontal	Pass
350.100	-73.77	-11.63	-13.0	-60.77	336.00	Horizontal	Horizontal	Pass
1960.000	-44.27	-1.70	-13.0	-31.27	360.00	Horizontal	Horizontal	N/A
3586.000	-51.97	5.80	-13.0	-38.97	176.00	Horizontal	Horizontal	Pass
9343.250	-40.25	18.84	-13.0	-27.25	47.00	Horizontal	Horizontal	Pass
17640.499	-32.76	33.06	-13.0	-19.76	68.00	Horizontal	Horizontal	Pass

13.6 LTE-CAT_M1 Band 25 BW20, Middle Channel

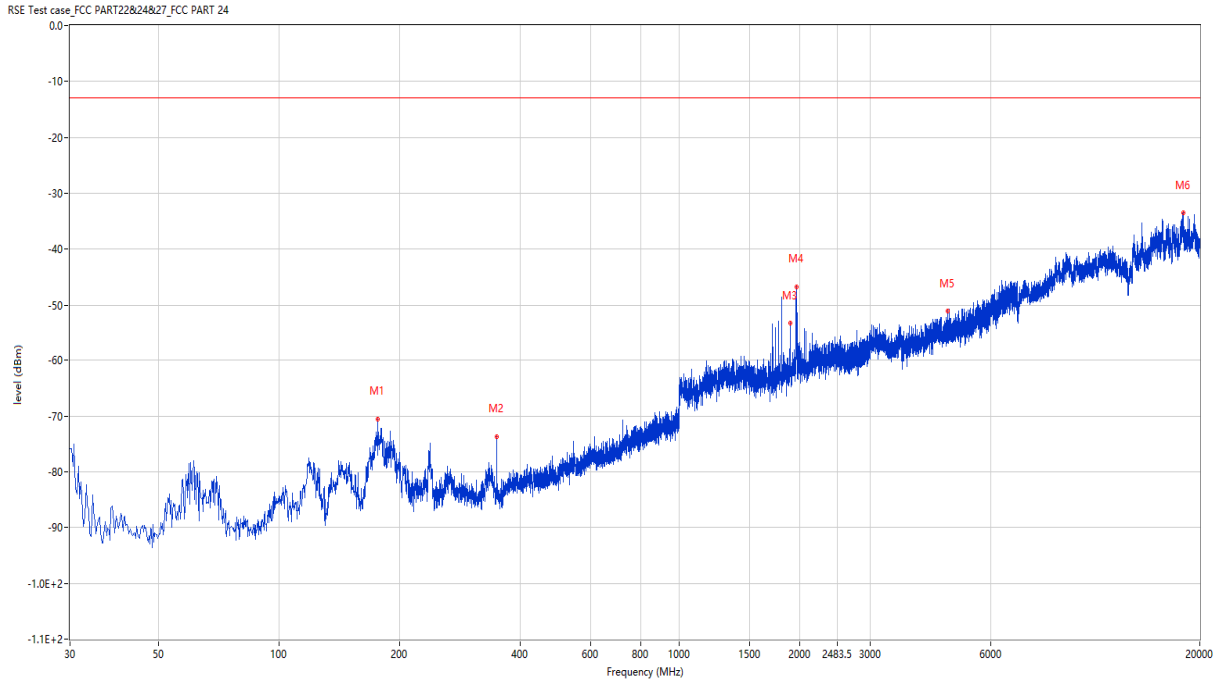
RSE-V LTE-CAT_M1 Band 25 BW20 CH26363



Frequency (MHz)	Result (dBm)	Factor (dB)	PK Limit (dBm)	Over Limit (dB)	Table (o)	ANT	EUT	Verdict
30.485	-64.02	-21.46	-13.0	-51.02	216.00	Vertical	Horizontal	Pass
183.502	-70.20	-17.47	-13.0	-57.20	311.00	Vertical	Horizontal	Pass
1962.000	-46.72	-2.08	-13.0	-33.72	72.00	Vertical	Horizontal	N/A
3043.000	-53.69	4.23	-13.0	-40.69	357.00	Vertical	Horizontal	Pass
9827.500	-39.23	21.26	-13.0	-26.23	249.00	Vertical	Horizontal	Pass
18147.500	-33.22	34.03	-13.0	-20.22	360.00	Vertical	Horizontal	Pass

LTE-CAT_M1 Band 25 BW20, Middle Channel

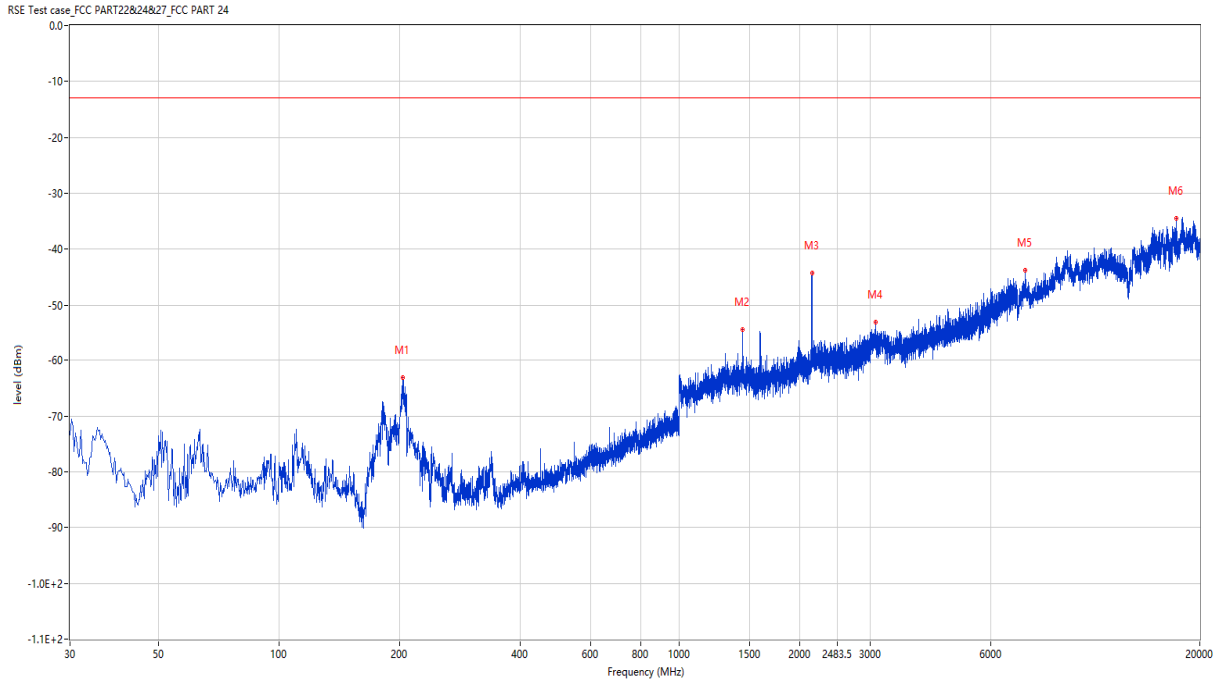
RSE-H LTE-CAT_M1 Band 25 BW20 CH26363



Frequency (MHz)	Result (dBm)	Factor (dB)	PK Limit (dBm)	Over Limit (dB)	Table (o)	ANT	EUT	Verdict
176.227	-70.54	-18.03	-13.0	-57.54	103.00	Horizontal	Horizontal	Pass
350.100	-73.64	-11.63	-13.0	-60.64	313.00	Horizontal	Horizontal	Pass
1881.500	-53.23	-1.49	-13.0	-40.23	360.00	Horizontal	Horizontal	N/A
1963.500	-46.79	-1.66	-13.0	-33.79	349.00	Horizontal	Horizontal	N/A
4686.000	-51.06	8.09	-13.0	-38.06	79.00	Horizontal	Horizontal	Pass
18170.249	-33.50	34.18	-13.0	-20.50	94.00	Horizontal	Horizontal	Pass

15 LTE-CAT_M1 Band 66
 15.1 LTE-CAT_M1 Band 66 BW1.4, Middle Channel

RSE-V LTE-CAT_M1 Band 66 BW1.4 CH132322

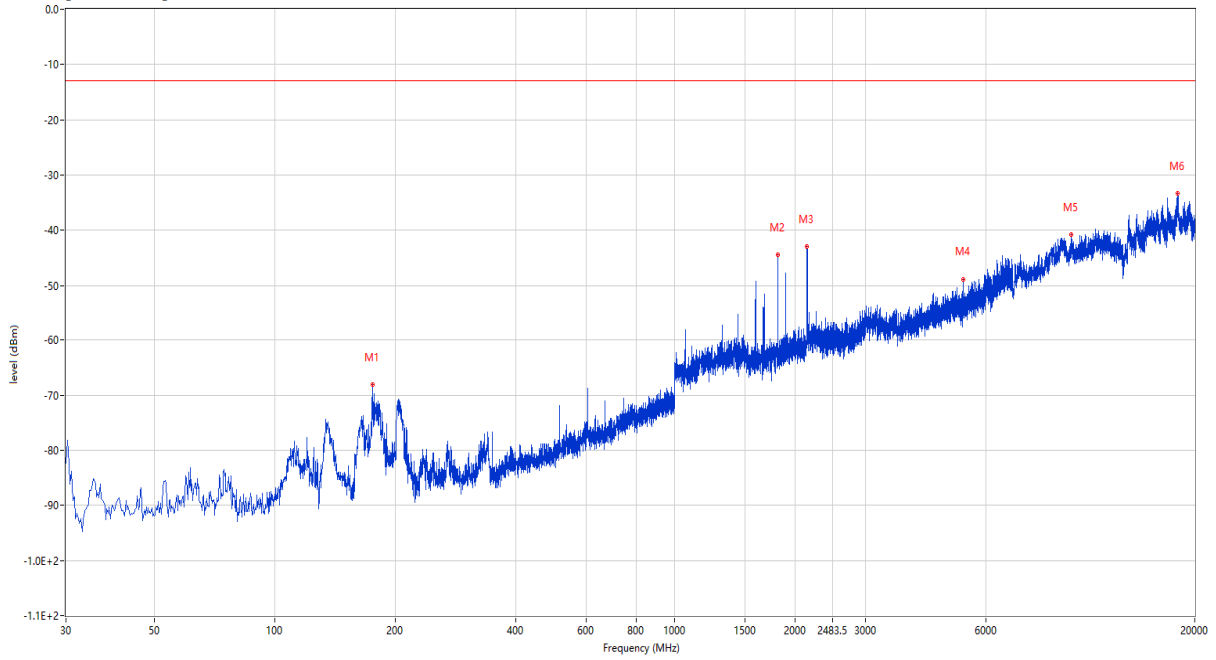


Frequency (MHz)	Result (dBm)	Factor (dB)	PK Limit (dBm)	Over Limit (dB)	Table (o)	ANT	EUT	Verdict
203.630	-63.19	-17.74	-13.0	-50.19	213.00	Vertical	Horizontal	Pass
1442.000	-54.39	-3.12	-13.0	-41.39	34.00	Vertical	Horizontal	Pass
2145.000	-44.29	-0.02	-13.0	-31.29	342.00	Vertical	Horizontal	N/A
3092.000	-53.01	4.37	-13.0	-40.01	354.00	Vertical	Horizontal	Pass
7328.250	-43.70	14.32	-13.0	-30.70	360.00	Vertical	Horizontal	Pass
17504.000	-34.48	32.18	-13.0	-21.48	175.00	Vertical	Horizontal	Pass

LTE-CAT_M1 Band 66 BW1.4, Middle Channel

RSE-H LTE-CAT_M1 Band 66 BW1.4 CH132322

RSE Test case FCC PART22&24&27 FCC PART 24

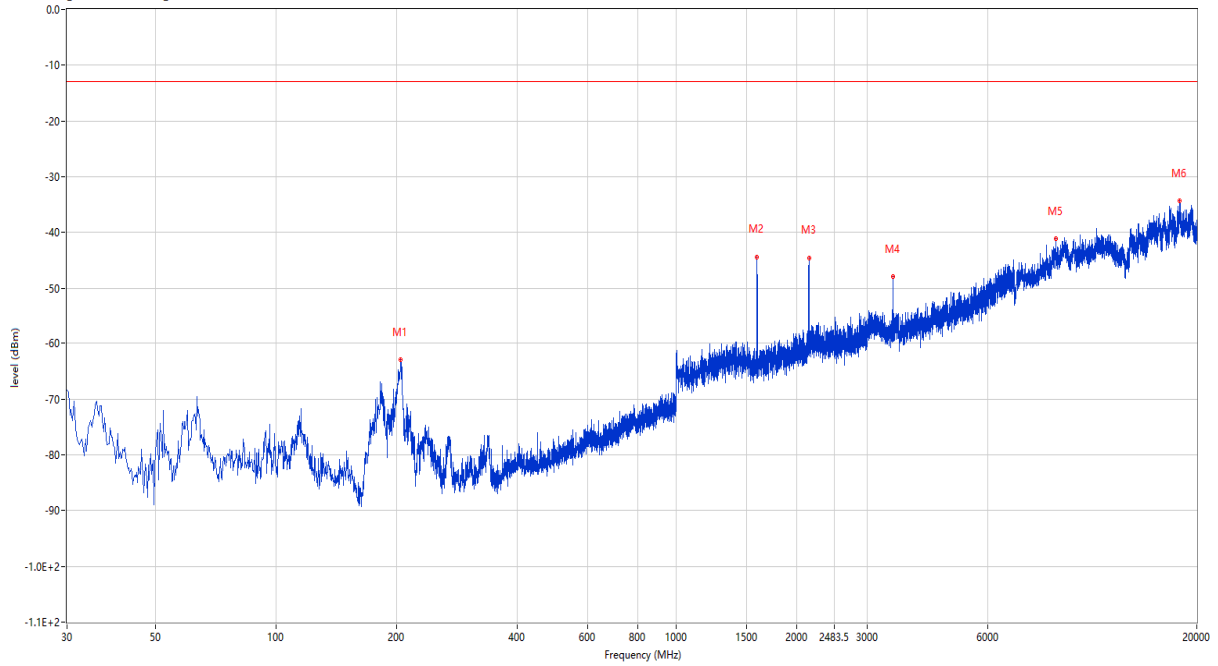


Frequency (MHz)	Result (dBm)	Factor (dB)	PK Limit (dBm)	Over Limit (dB)	Table (o)	ANT	EUT	Verdict
175.742	-68.08	-17.92	-13.0	-55.08	255.00	Horizontal	Horizontal	Pass
1812.500	-44.38	-3.25	-13.0	-31.38	230.00	Horizontal	Horizontal	Pass
2144.500	-42.96	-0.04	-13.0	-29.96	180.00	Horizontal	Horizontal	N/A
5258.000	-48.89	8.59	-13.0	-35.89	150.00	Horizontal	Horizontal	Pass
9811.250	-40.72	20.98	-13.0	-27.72	179.00	Horizontal	Horizontal	Pass
18147.500	-33.26	34.03	-13.0	-20.26	279.00	Horizontal	Horizontal	Pass

15.2 LTE-CAT_M1 Band 66 BW3, Middle Channel

RSE-V LTE-CAT_M1 Band 66 BW3 CH132322

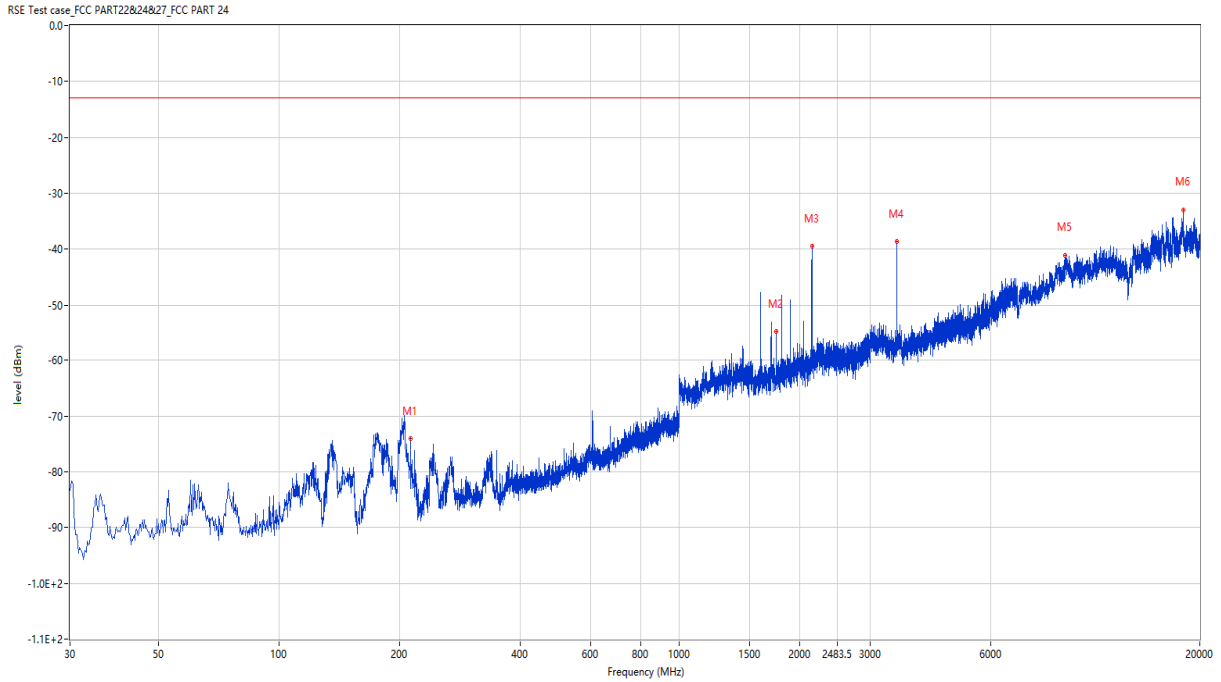
RSE Test case_FCC PART22&24&27_FCC PART 24



Frequency (MHz)	Result (dBm)	Factor (dB)	PK Limit (dBm)	Over Limit (dB)	Table (o)	ANT	EUT	Verdict
204.600	-62.95	-17.69	-13.0	-49.95	184.00	Vertical	Horizontal	Pass
1592.500	-44.47	-4.28	-13.0	-31.47	360.00	Vertical	Horizontal	Pass
2145.500	-44.49	-0.02	-13.0	-31.49	360.00	Vertical	Horizontal	N/A
3488.000	-47.84	4.32	-13.0	-34.84	158.00	Vertical	Horizontal	Pass
8868.750	-41.15	18.31	-13.0	-28.15	360.00	Vertical	Horizontal	Pass
18082.501	-34.32	33.57	-13.0	-21.32	285.00	Vertical	Horizontal	Pass

LTE-CAT_M1 Band 66 BW3, Middle Channel

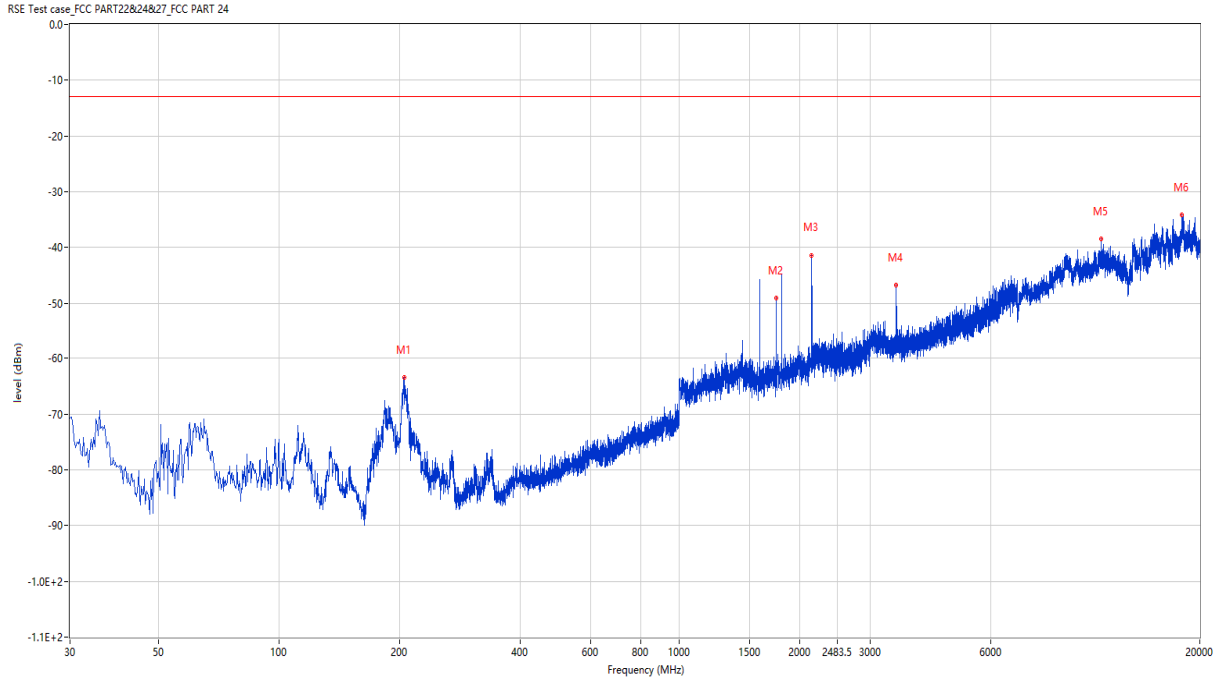
RSE-H LTE-CAT_M1 Band 66 BW3 CH132322



Frequency (MHz)	Result (dBm)	Factor (dB)	PK Limit (dBm)	Over Limit (dB)	Table (o)	ANT	EUT	Verdict
212.845	-74.05	-16.84	-13.0	-61.05	330.00	Horizontal	Horizontal	Pass
1746.000	-54.60	-2.10	-13.0	-41.60	309.00	Horizontal	Horizontal	N/A
2145.000	-39.45	-0.02	-13.0	-26.45	182.00	Horizontal	Horizontal	N/A
3493.000	-38.59	4.50	-13.0	-25.59	227.00	Horizontal	Horizontal	Pass
9223.000	-41.01	18.90	-13.0	-28.01	358.00	Horizontal	Horizontal	Pass
18209.249	-32.91	34.41	-13.0	-19.91	180.00	Horizontal	Horizontal	Pass

15.3 LTE-CAT_M1 Band 66 BW5, Middle Channel

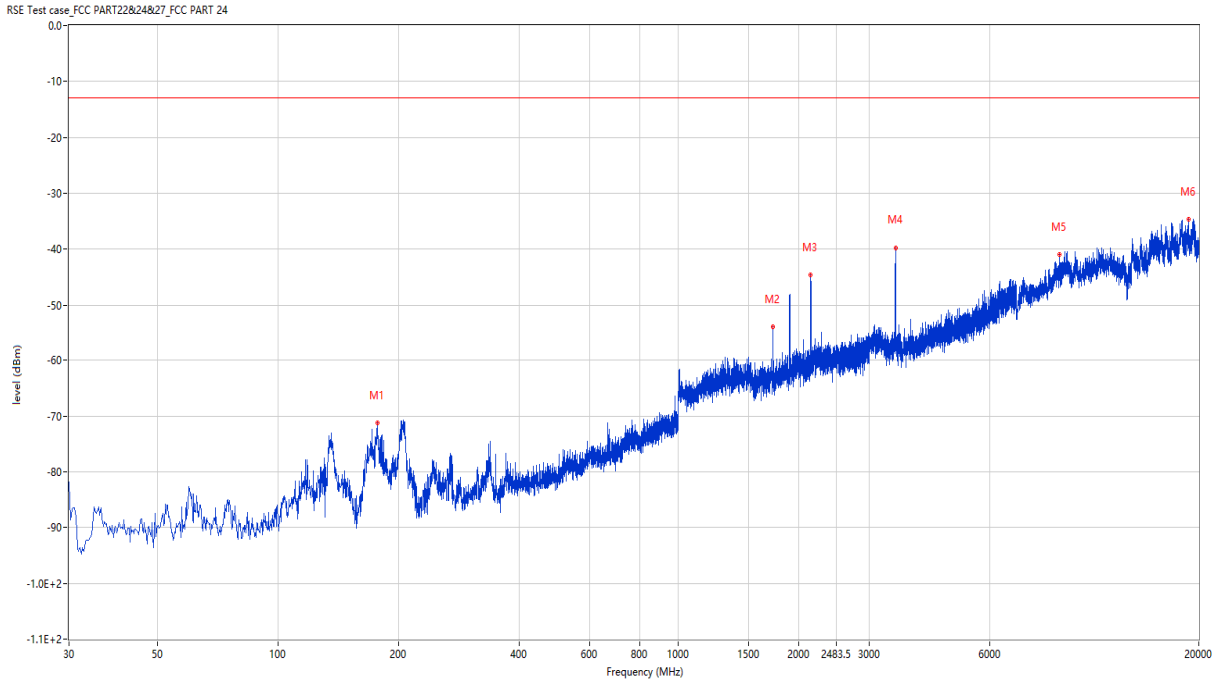
RSE-V LTE-CAT_M1 Band 66 BW5 CH132322



Frequency (MHz)	Result (dBm)	Factor (dB)	PK Limit (dBm)	Over Limit (dB)	Table (o)	ANT	EUT	Verdict
205.085	-63.48	-17.55	-13.0	-50.48	212.00	Vertical	Horizontal	Pass
1745.000	-49.05	-2.10	-13.0	-36.05	90.00	Vertical	Horizontal	N/A
2145.000	-41.35	-0.27	-13.0	-28.35	314.00	Vertical	Horizontal	N/A
3486.000	-46.64	4.47	-13.0	-33.64	133.00	Vertical	Horizontal	Pass
11358.250	-38.40	20.83	-13.0	-25.40	228.00	Vertical	Horizontal	Pass
18069.500	-34.08	33.40	-13.0	-21.08	200.00	Vertical	Horizontal	Pass

LTE-CAT_M1 Band 66 BW5, Middle Channel

RSE-H LTE-CAT_M1 Band 66 BW5 CH132322

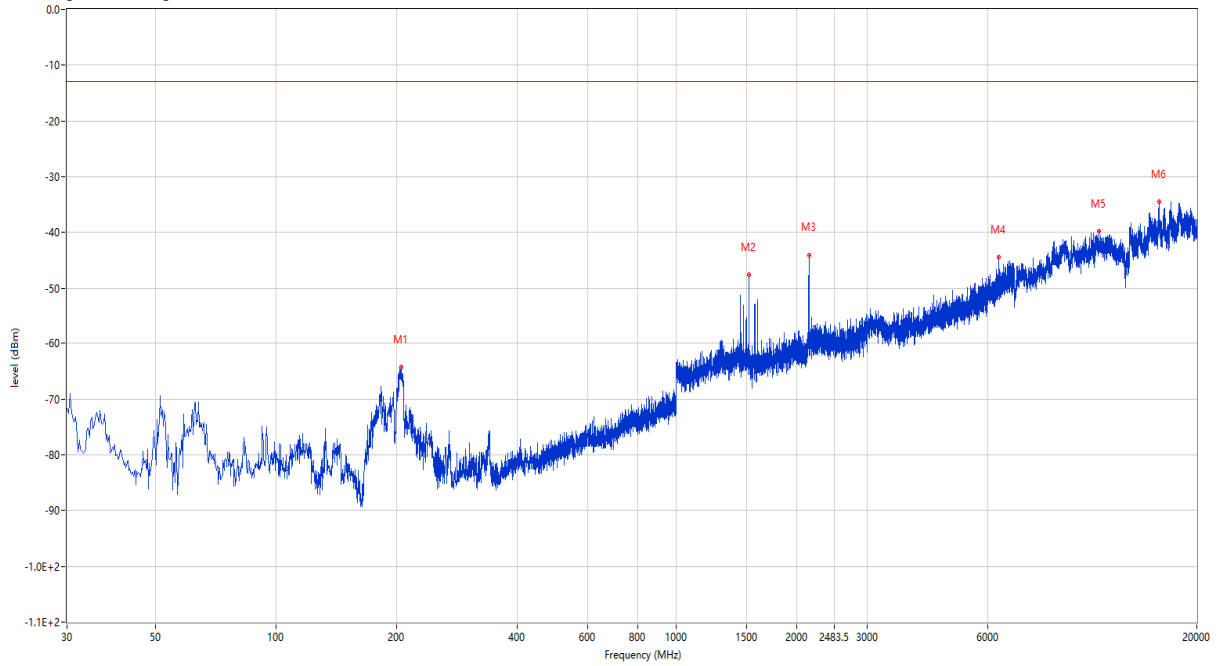


Frequency (MHz)	Result (dBm)	Factor (dB)	PK Limit (dBm)	Over Limit (dB)	Table (o)	ANT	EUT	Verdict
176.712	-71.27	-17.91	-13.0	-58.27	250.00	Horizontal	Horizontal	Pass
1725.000	-53.83	-2.19	-13.0	-40.83	210.00	Horizontal	Horizontal	Pass
2145.000	-44.57	-0.27	-13.0	-31.57	360.00	Horizontal	Horizontal	N/A
3494.000	-39.70	4.33	-13.0	-26.70	224.00	Horizontal	Horizontal	Pass
8950.000	-40.89	17.72	-13.0	-27.89	53.00	Horizontal	Horizontal	Pass
18836.500	-34.70	35.54	-13.0	-21.70	6.00	Horizontal	Horizontal	Pass

15.4 LTE-CAT_M1 Band 66 BW10, Middle Channel

RSE-V LTE-CAT_M1 Band 66 BW10 CH132322

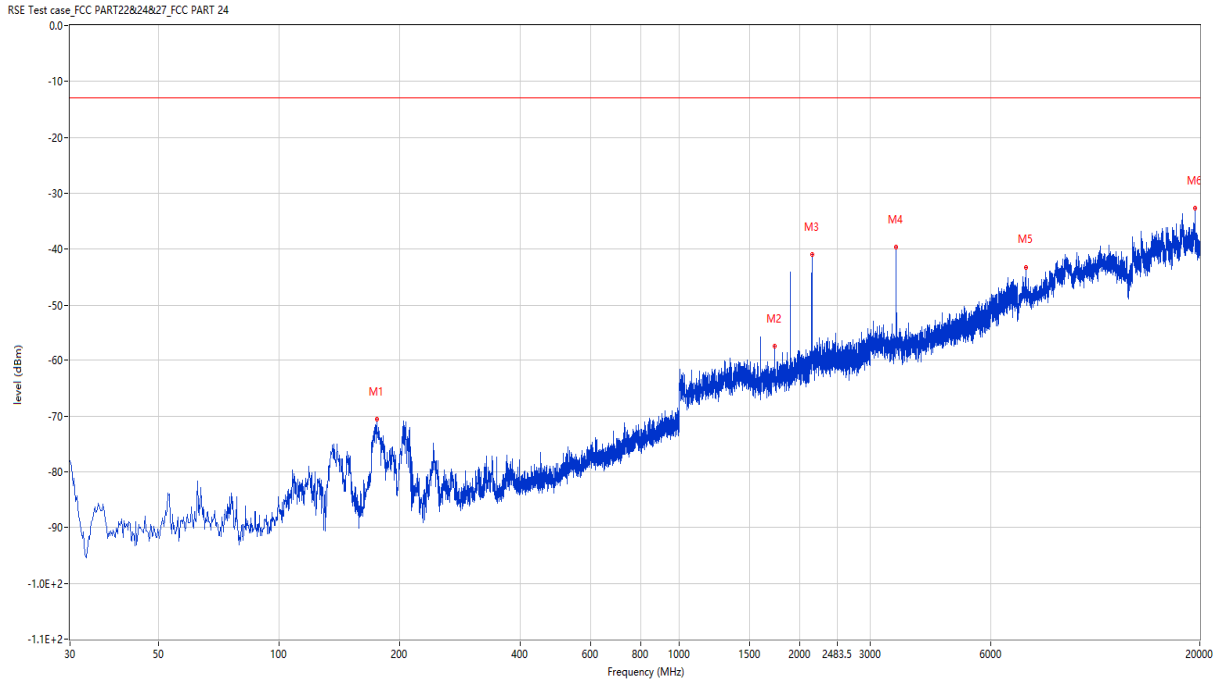
RSE Test case_FCC PART22&24&27_FCC PART 24



Frequency (MHz)	Result (dBm)	Factor (dB)	PK Limit (dBm)	Over Limit (dB)	Table (o)	ANT	EUT	Verdict
205.328	-64.32	-17.55	-13.0	-51.32	190.00	Vertical	Horizontal	Pass
1521.000	-47.62	-3.64	-13.0	-34.62	4.00	Vertical	Horizontal	Pass
2148.000	-43.99	-0.13	-13.0	-30.99	35.00	Vertical	Horizontal	N/A
6397.000	-44.47	12.95	-13.0	-31.47	324.00	Vertical	Horizontal	Pass
11400.500	-39.80	20.91	-13.0	-26.80	85.00	Vertical	Horizontal	Pass
16109.750	-34.53	29.46	-13.0	-21.53	85.00	Vertical	Horizontal	Pass

LTE-CAT_M1 Band 66 BW10, Middle Channel

RSE-H LTE-CAT_M1 Band 66 BW10 CH132322

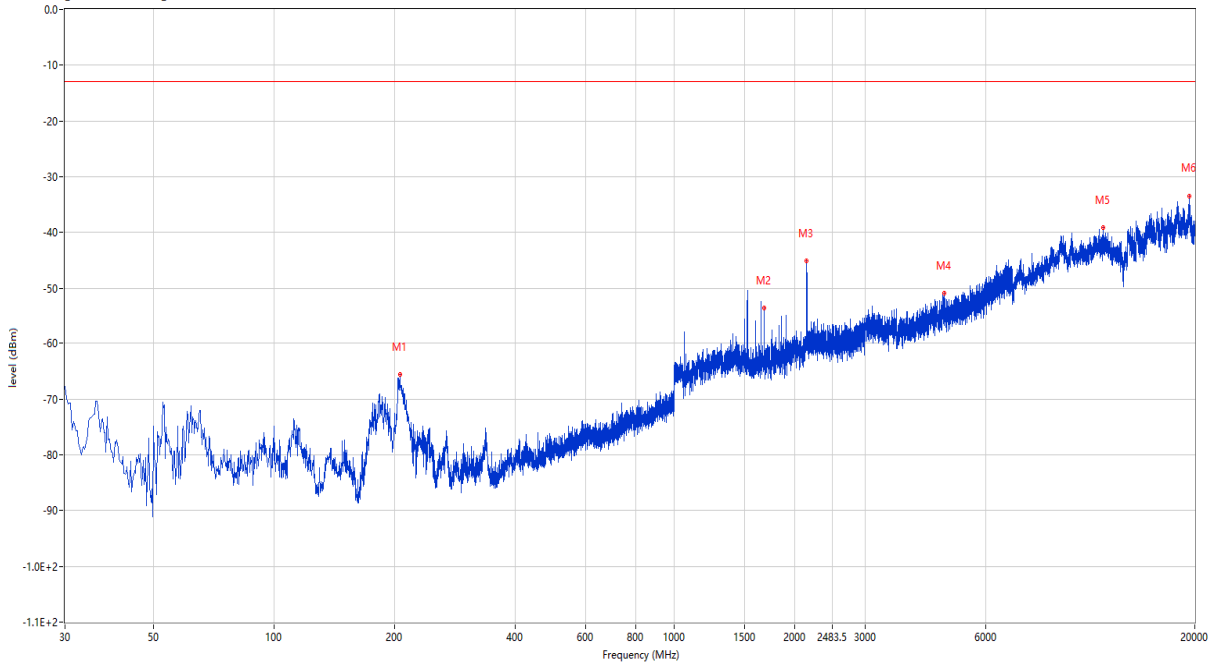


Frequency (MHz)	Result (dBm)	Factor (dB)	PK Limit (dBm)	Over Limit (dB)	Table (o)	ANT	EUT	Verdict
175.258	-70.65	-17.92	-13.0	-57.65	92.00	Horizontal	Horizontal	Pass
1733.500	-57.46	-2.15	-13.0	-44.46	360.00	Horizontal	Horizontal	Pass
2147.500	-40.92	-0.12	-13.0	-27.92	187.00	Horizontal	Horizontal	N/A
3481.000	-39.67	4.49	-13.0	-26.67	222.00	Horizontal	Horizontal	Pass
7354.250	-43.17	14.43	-13.0	-30.17	189.00	Horizontal	Horizontal	Pass
19447.501	-32.70	34.23	-13.0	-19.70	267.00	Horizontal	Horizontal	Pass

15.5 LTE-CAT_M1 Band 66 BW15, Middle Channel

RSE-V LTE-CAT_M1 Band 66 BW15 CH132322

RSE Test case_FCC PART22&24&27_FCC PART 24

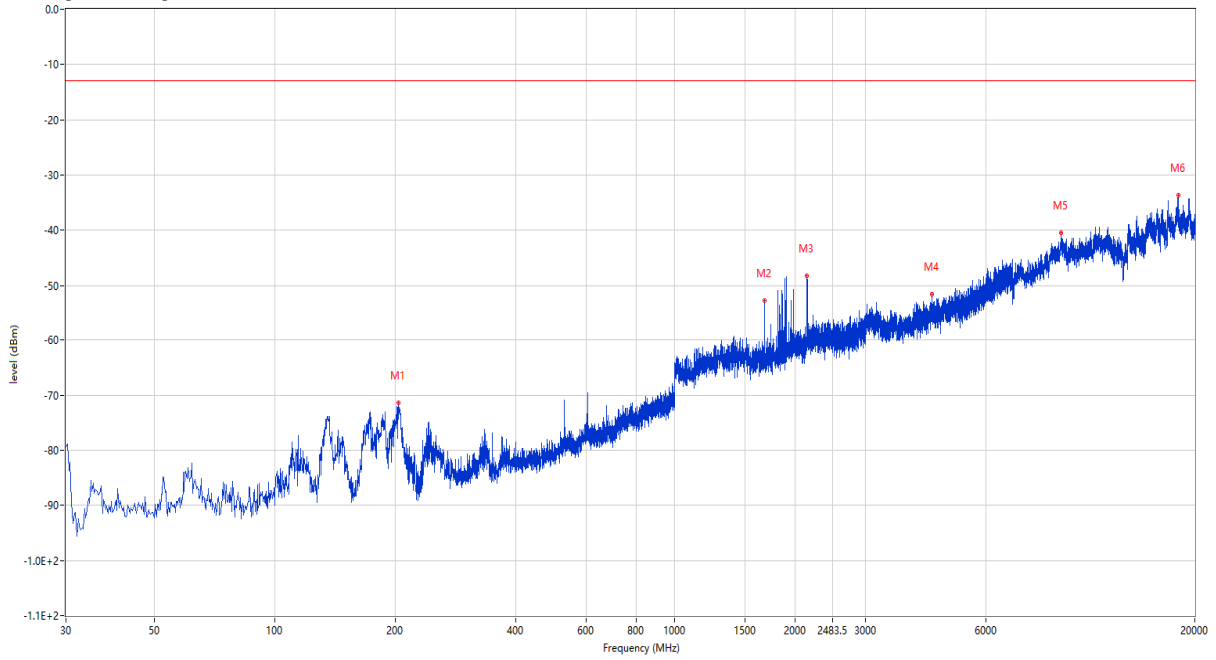


Frequency (MHz)	Result (dBm)	Factor (dB)	PK Limit (dBm)	Over Limit (dB)	Table (o)	ANT	EUT	Verdict
206.298	-65.68	-17.36	-13.0	-52.68	217.00	Vertical	Horizontal	Pass
1675.500	-53.59	-4.18	-13.0	-40.59	360.00	Vertical	Horizontal	Pass
2143.000	-45.12	-0.27	-13.0	-32.12	276.00	Vertical	Horizontal	N/A
4721.000	-50.86	7.87	-13.0	-37.86	189.00	Vertical	Horizontal	Pass
11800.250	-39.10	21.37	-13.0	-26.10	331.00	Vertical	Horizontal	Pass
19395.500	-33.39	34.02	-13.0	-20.39	359.00	Vertical	Horizontal	Pass

LTE-CAT_M1 Band 66 BW15, Middle Channel

RSE-H LTE-CAT_M1 Band 66 BW15 CH132322

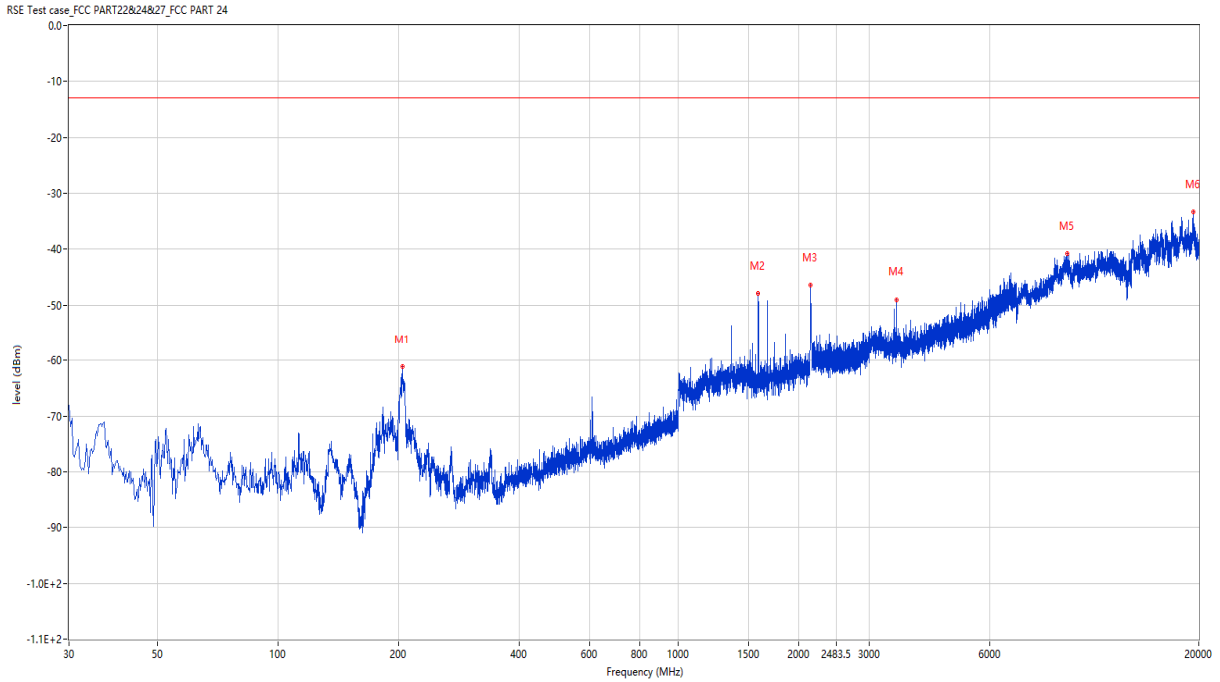
RSE Test case_FCC PART22&24&27_FCC PART 24



Frequency (MHz)	Result (dBm)	Factor (dB)	PK Limit (dBm)	Over Limit (dB)	Table (o)	ANT	EUT	Verdict
203.872	-71.38	-17.61	-13.0	-58.38	243.00	Horizontal	Horizontal	Pass
1675.500	-52.70	-4.18	-13.0	-39.70	267.00	Horizontal	Horizontal	Pass
2143.000	-48.19	-0.27	-13.0	-35.19	293.00	Horizontal	Horizontal	N/A
4391.000	-51.47	7.77	-13.0	-38.47	0.00	Horizontal	Horizontal	Pass
9236.000	-40.41	18.92	-13.0	-27.41	360.00	Horizontal	Horizontal	Pass
18173.499	-33.64	34.20	-13.0	-20.64	291.00	Horizontal	Horizontal	Pass

15.6 LTE-CAT_M1 Band 66 BW20, Middle Channel

RSE-V LTE-CAT_M1 Band 66 BW20 CH132322

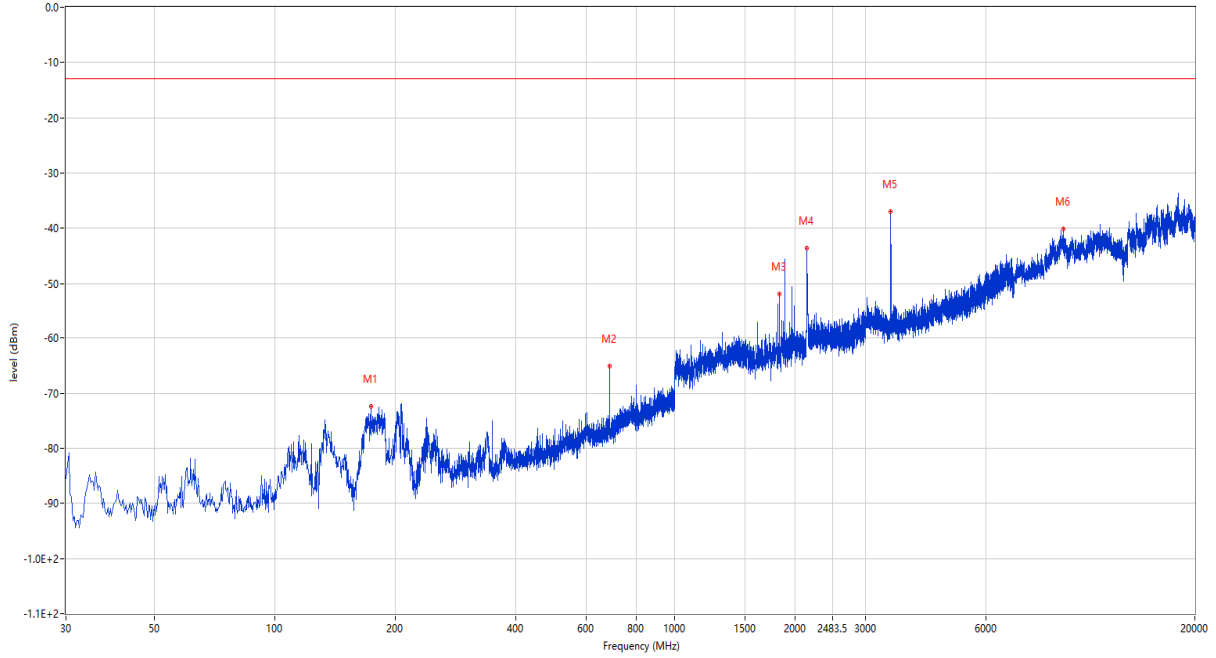


Frequency (MHz)	Result (dBm)	Factor (dB)	PK Limit (dBm)	Over Limit (dB)	Table (o)	ANT	EUT	Verdict
204.358	-61.21	-17.68	-13.0	-48.21	167.00	Vertical	Horizontal	Pass
1585.000	-47.87	-4.25	-13.0	-34.87	360.00	Vertical	Horizontal	Pass
2144.500	-46.44	-0.42	-13.0	-33.44	352.00	Vertical	Horizontal	N/A
3508.000	-48.98	4.50	-13.0	-35.98	114.00	Vertical	Horizontal	Pass
9398.500	-40.79	19.30	-13.0	-27.79	220.00	Vertical	Horizontal	Pass
19376.001	-33.33	34.25	-13.0	-20.33	220.00	Vertical	Horizontal	Pass

LTE-CAT_M1 Band 66 BW20, Middle Channel

RSE-H LTE-CAT_M1 Band 66 BW20 CH132322

RSE Test case_FCC PART22&24&27_FCC PART 24

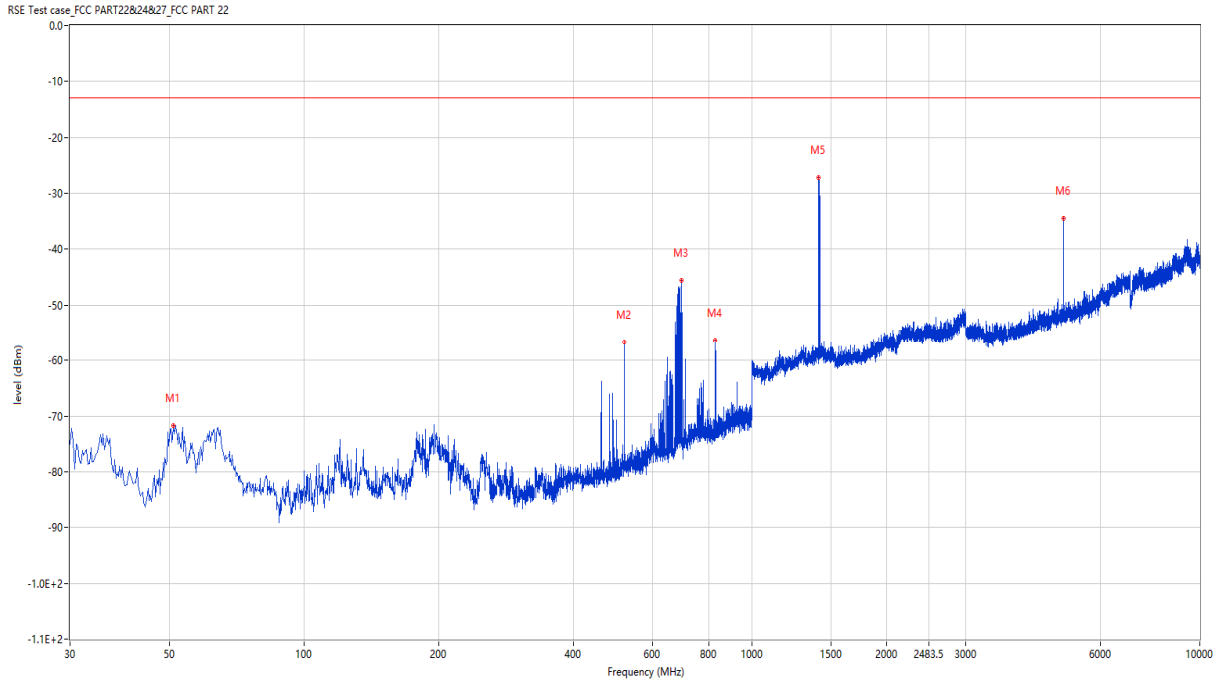


Frequency (MHz)	Result (dBm)	Factor (dB)	PK Limit (dBm)	Over Limit (dB)	Table (o)	ANT	EUT	Verdict
174.045	-72.40	-18.07	-13.0	-59.40	300.00	Horizontal	Horizontal	Pass
686.690	-65.12	-3.74	-13.0	-52.12	38.00	Horizontal	Horizontal	Pass
1830.000	-51.78	-2.89	-13.0	-38.78	58.00	Horizontal	Horizontal	Pass
2145.500	-43.57	-0.57	-13.0	-30.57	247.00	Horizontal	Horizontal	N/A
3473.000	-36.95	4.97	-13.0	-23.95	138.00	Horizontal	Horizontal	Pass
9385.500	-40.06	19.33	-13.0	-27.06	86.00	Horizontal	Horizontal	Pass

16 LTE-CAT_M1 Band 85

16.1 LTE-CAT_M1 Band 85 BW5, Middle Channel

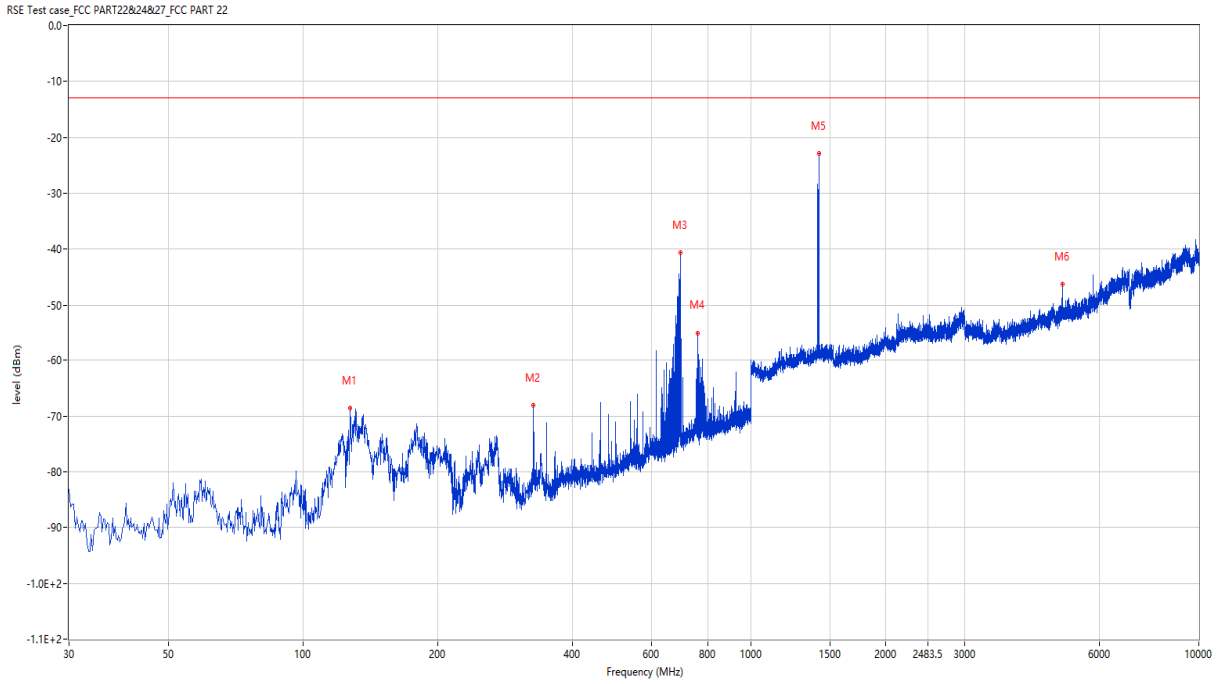
RSE-V LTE-CAT_M1 Band 85 BW5 CH134092



Frequency (MHz)	Result (dBm)	Factor (dB)	PK Limit (dBm)	Over Limit (dB)	Table (o)	ANT	EUT	Verdict
51.097	-71.70	-16.91	-13.0	-58.70	0.00	Vertical	Horizontal	Pass
518.395	-56.59	-5.92	-13.0	-43.59	229.00	Vertical	Horizontal	Pass
707.935	-45.57	-0.82	-13.0	-32.57	0.00	Vertical	Horizontal	N/A
827.097	-56.30	0.63	-13.0	-43.30	0.00	Vertical	Horizontal	Pass
1410.500	-27.17	-1.49	-13.0	-14.17	302.00	Vertical	Horizontal	Pass
4964.000	-34.45	8.36	-13.0	-21.45	106.00	Vertical	Horizontal	Pass

LTE-CAT_M1 Band 85 BW5, Middle Channel

RSE-H LTE-CAT_M1 Band 85 BW5 CH134092

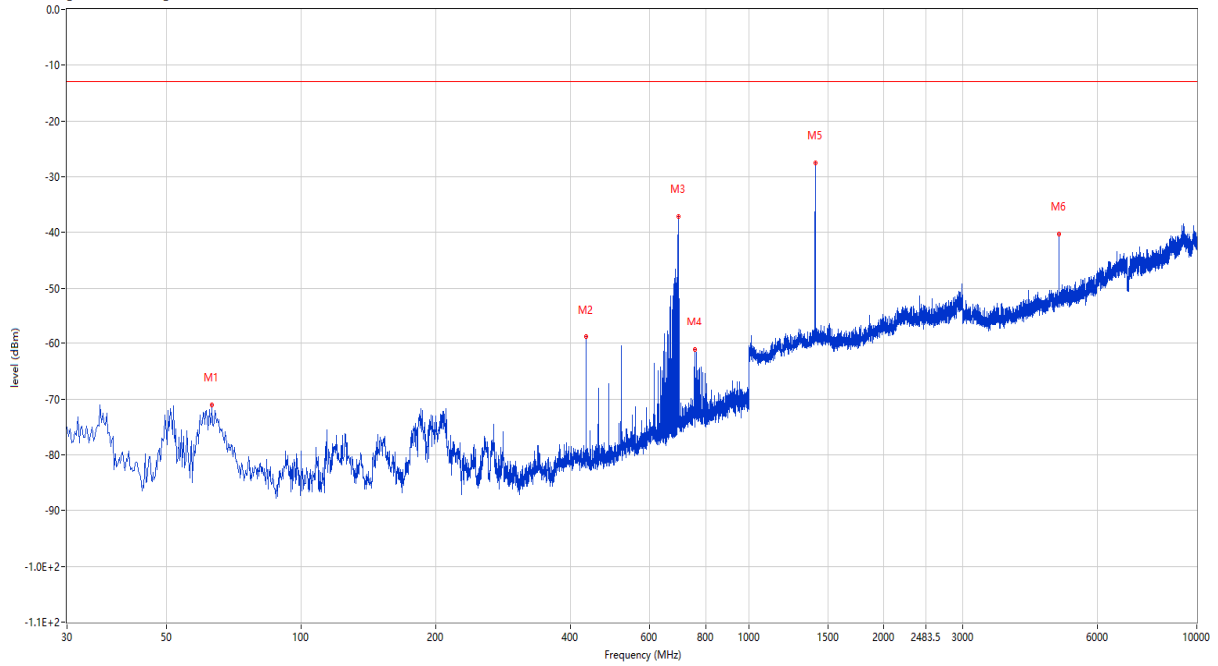


Frequency (MHz)	Result (dBm)	Factor (dB)	PK Limit (dBm)	Over Limit (dB)	Table (o)	ANT	EUT	Verdict
127.485	-68.55	-20.82	-13.0	-55.55	232.00	Horizontal	Horizontal	Pass
327.062	-68.05	-11.60	-13.0	-55.05	34.00	Horizontal	Horizontal	Pass
707.905	-40.55	-0.80	-13.0	-27.55	34.00	Horizontal	Horizontal	N/A
759.440	-54.92	0.09	-13.0	-41.92	154.00	Horizontal	Horizontal	Pass
1418.500	-22.93	-1.61	-13.0	-9.93	317.00	Horizontal	Horizontal	Pass
4964.000	-46.30	8.36	-13.0	-33.30	180.00	Horizontal	Horizontal	Pass

16.2 LTE-CAT_M1 Band 85 BW10, Middle Channel

RSE-V LTE-CAT_M1 Band 85 BW10 CH134092

RSE Test case_FCC PART22&24&27_FCC PART 22

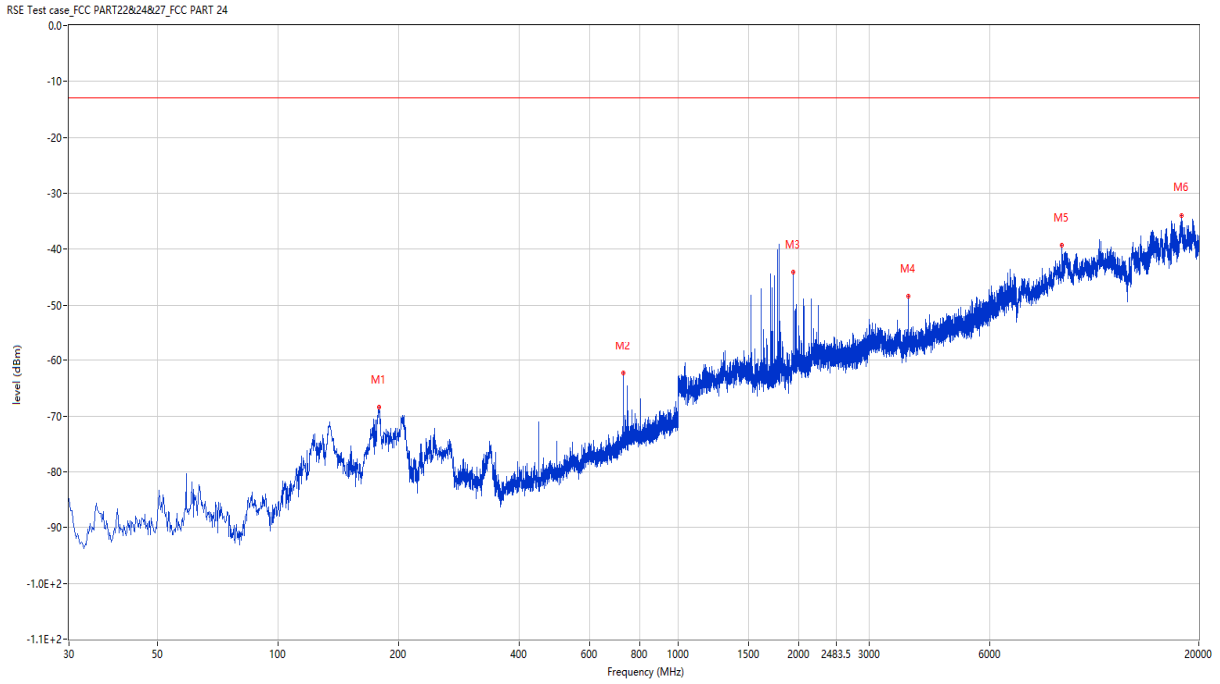


Frequency (MHz)	Result (dBm)	Factor (dB)	PK Limit (dBm)	Over Limit (dB)	Table (o)	ANT	EUT	Verdict
63.222	-71.09	-15.48	-13.0	-58.09	306.00	Vertical	Horizontal	Pass
432.550	-58.82	-8.08	-13.0	-45.82	77.00	Vertical	Horizontal	Pass
707.177	-37.03	-0.80	-13.0	-24.03	0.00	Vertical	Horizontal	N/A
757.742	-61.11	0.05	-13.0	-48.11	30.00	Vertical	Horizontal	Pass
1406.000	-27.56	-1.89	-13.0	-14.56	27.00	Vertical	Horizontal	Pass
4918.000	-40.30	8.50	-13.0	-27.30	332.00	Vertical	Horizontal	Pass

17 NB-IOT Band 2

17.1 NB-IOT Band 2 3.75K QPSK, Middle Channel

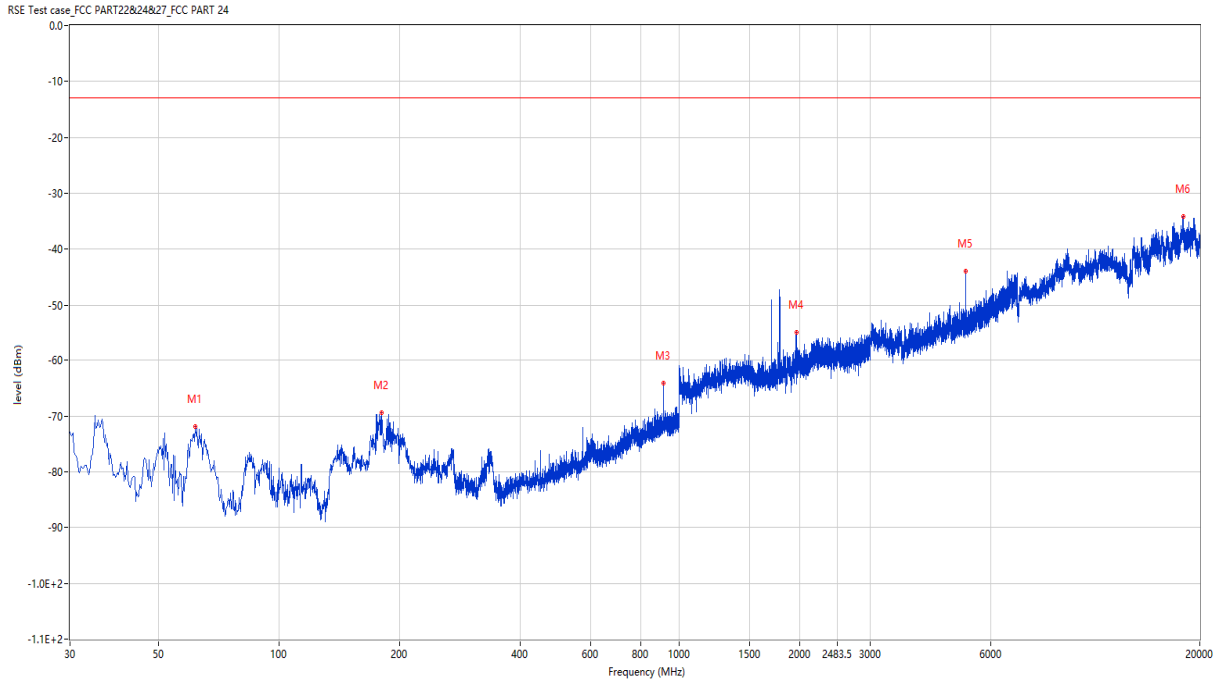
RSE-V NB-IOT Band 2 3.75K QPSK CH18900



Frequency (MHz)	Result (dBm)	Factor (dB)	PK Limit (dBm)	Over Limit (dB)	Table (o)	ANT	EUT	Verdict
178.410	-68.46	-17.81	-13.0	-55.46	168.00	Horizontal	Horizontal	Pass
727.915	-62.35	-2.24	-13.0	-49.35	40.00	Horizontal	Horizontal	Pass
1960.500	-44.10	-1.77	-13.0	-31.10	186.00	Horizontal	Horizontal	N/A
3760.000	-48.32	6.22	-13.0	-35.32	267.00	Horizontal	Horizontal	Pass
9099.500	-39.32	18.97	-13.0	-26.32	298.00	Horizontal	Horizontal	Pass
18072.750	-34.03	33.45	-13.0	-21.03	314.00	Horizontal	Horizontal	Pass

NB-IOT Band 2 3.75K QPSK, Middle Channel

RSE-H NB-IOT Band 2 3.75K QPSK CH18900

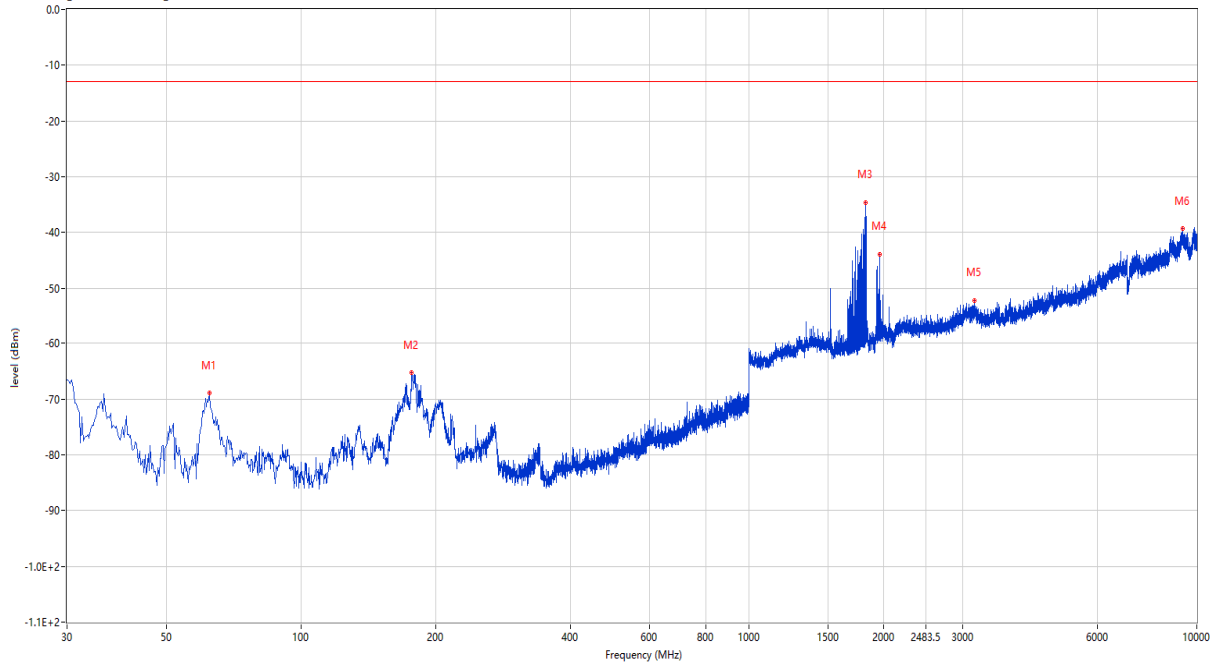


Frequency (MHz)	Result (dBm)	Factor (dB)	PK Limit (dBm)	Over Limit (dB)	Table (o)	ANT	EUT	Verdict
61.767	-71.96	-15.55	-13.0	-58.96	90.00	Vertical	Horizontal	Pass
180.108	-69.43	-17.69	-13.0	-56.43	316.00	Vertical	Horizontal	Pass
913.185	-64.11	1.31	-13.0	-51.11	203.00	Vertical	Horizontal	Pass
1960.000	-54.86	-1.70	-13.0	-41.86	287.00	Vertical	Horizontal	N/A
5192.000	-43.96	8.34	-13.0	-30.96	180.00	Vertical	Horizontal	Pass
18170.249	-34.17	34.18	-13.0	-21.17	91.00	Vertical	Horizontal	Pass

17.2 NB-IOT Band 2 3.75K BPSK, Middle Channel

RSE-V NB-IOT Band 2 3.75K BPSK CH18900

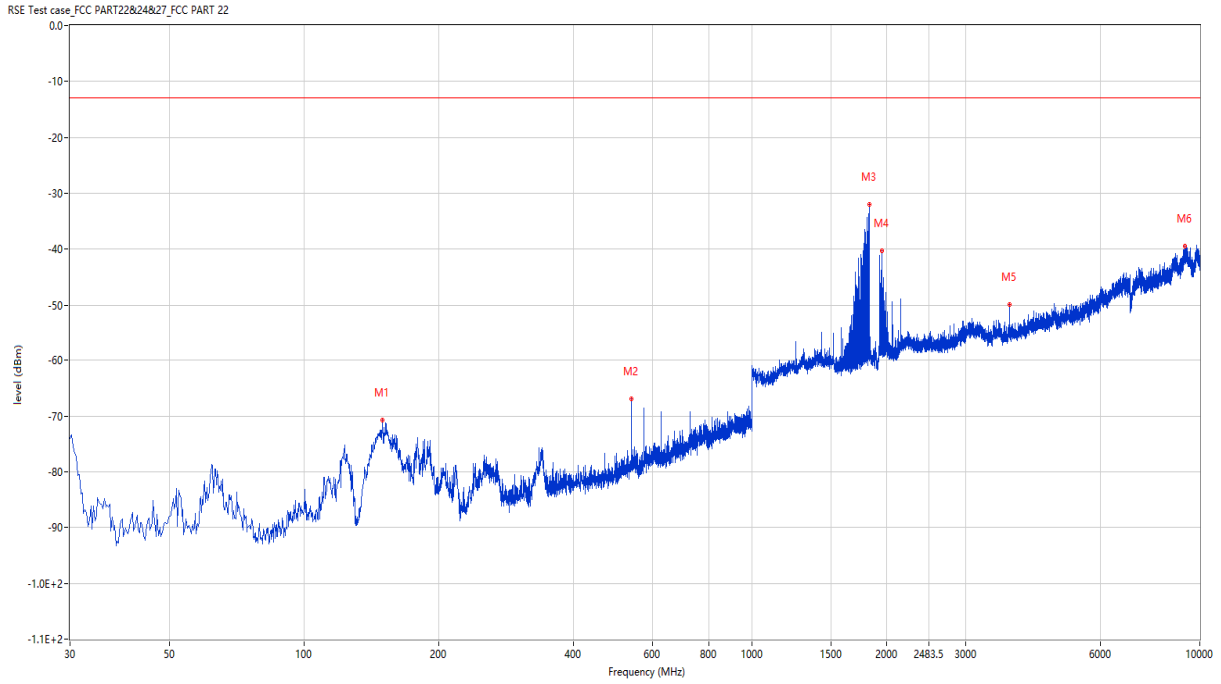
RSE Test case_FCC PART22&24&27_FCC PART 22



Frequency (MHz)	Result (dBm)	Factor (dB)	PK Limit (dBm)	Over Limit (dB)	Table (o)	ANT	EUT	Verdict
62.495	-68.87	-15.87	-13.0	-55.87	311.00	Vertical	Horizontal	Pass
176.470	-65.33	-18.02	-13.0	-52.33	142.00	Vertical	Horizontal	Pass
1822.000	-34.55	-2.20	-13.0	-21.55	320.00	Vertical	Horizontal	Pass
1960.000	-43.84	-1.70	-13.0	-30.84	360.00	Vertical	Horizontal	N/A
3185.000	-52.12	4.42	-13.0	-39.12	0.00	Vertical	Horizontal	Pass
9295.000	-39.26	18.91	-13.0	-26.26	15.00	Vertical	Horizontal	Pass

NB-IOT Band 2 3.75K BPSK, Middle Channel

RSE-H NB-IOT Band 2 3.75K BPSK CH18900

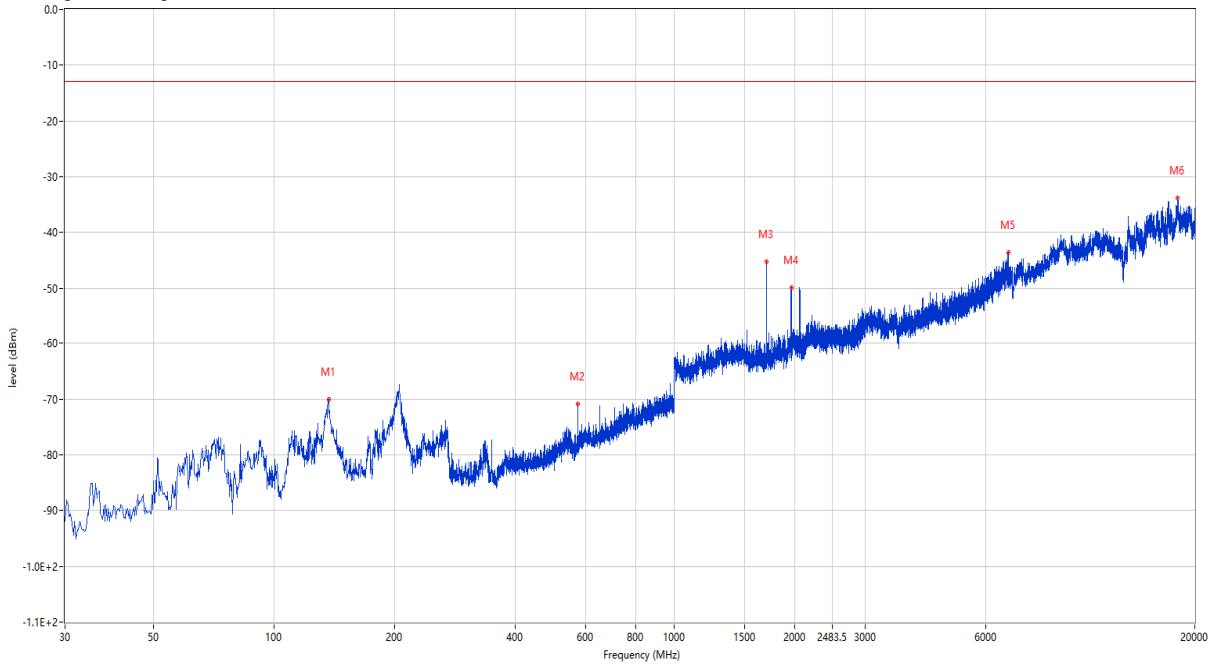


Frequency (MHz)	Result (dBm)	Factor (dB)	PK Limit (dBm)	Over Limit (dB)	Table (o)	ANT	EUT	Verdict
149.310	-70.80	-21.44	-13.0	-57.80	218.00	Horizontal	Horizontal	Pass
537.068	-66.96	-6.47	-13.0	-53.96	108.00	Horizontal	Horizontal	Pass
1828.000	-32.00	-2.17	-13.0	-19.00	19.00	Horizontal	Horizontal	Pass
1960.000	-40.31	-1.82	-13.0	-27.31	240.00	Horizontal	Horizontal	N/A
3760.000	-49.84	6.22	-13.0	-36.84	118.00	Horizontal	Horizontal	Pass
9255.999	-39.49	18.78	-13.0	-26.49	218.00	Horizontal	Horizontal	Pass

17.3 NB-IOT Band 2 15K QPSK, Middle Channel

RSE-V NB-IOT Band 2 15K QPSK CH18900

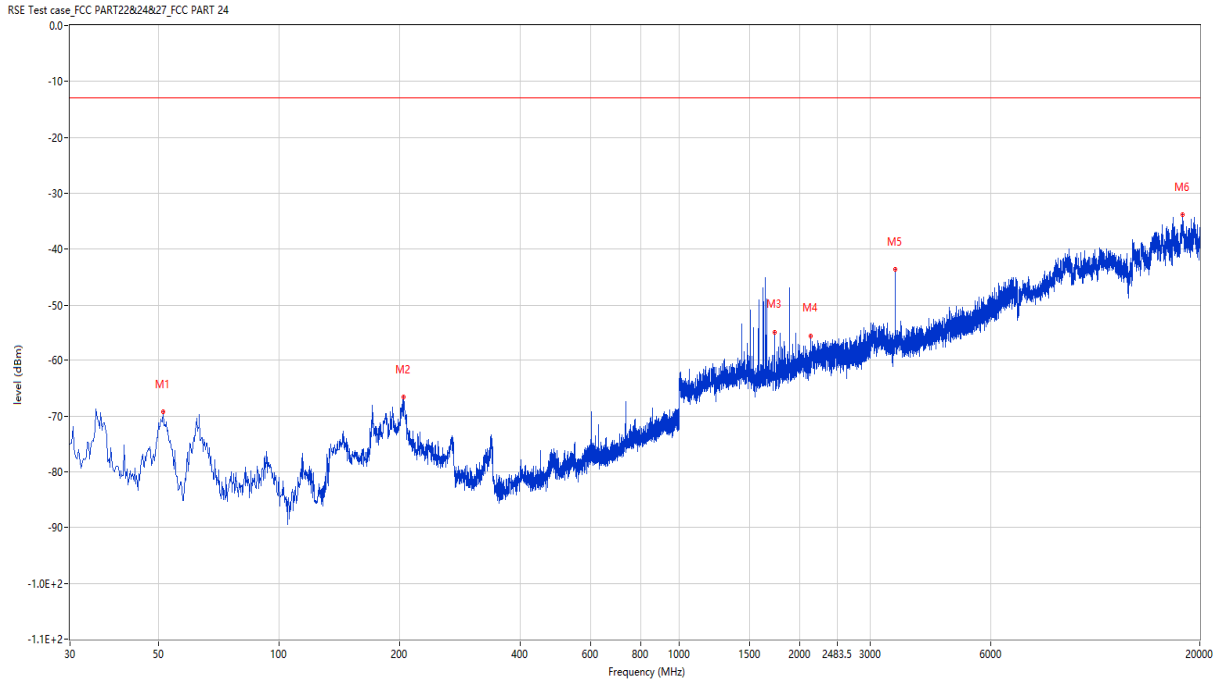
RSE Test case_FCC PART22&24&27_FCC PART 24



Frequency (MHz)	Result (dBm)	Factor (dB)	PK Limit (dBm)	Over Limit (dB)	Table (o)	ANT	EUT	Verdict
136.700	-70.03	-21.96	-13.0	-57.03	246.00	Horizontal	Horizontal	Pass
574.412	-70.89	-6.01	-13.0	-57.89	103.00	Horizontal	Horizontal	Pass
1700.500	-45.25	-3.91	-13.0	-32.25	199.00	Horizontal	Horizontal	Pass
1960.000	-49.93	-1.70	-13.0	-36.93	139.00	Horizontal	Horizontal	N/A
6852.000	-43.53	14.03	-13.0	-30.53	79.00	Horizontal	Horizontal	Pass
18111.750	-33.82	33.86	-13.0	-20.82	360.00	Horizontal	Horizontal	Pass

NB-IOT Band 2 15K QPSK, Middle Channel

RSE-H NB-IOT Band 2 15K QPSK CH18900

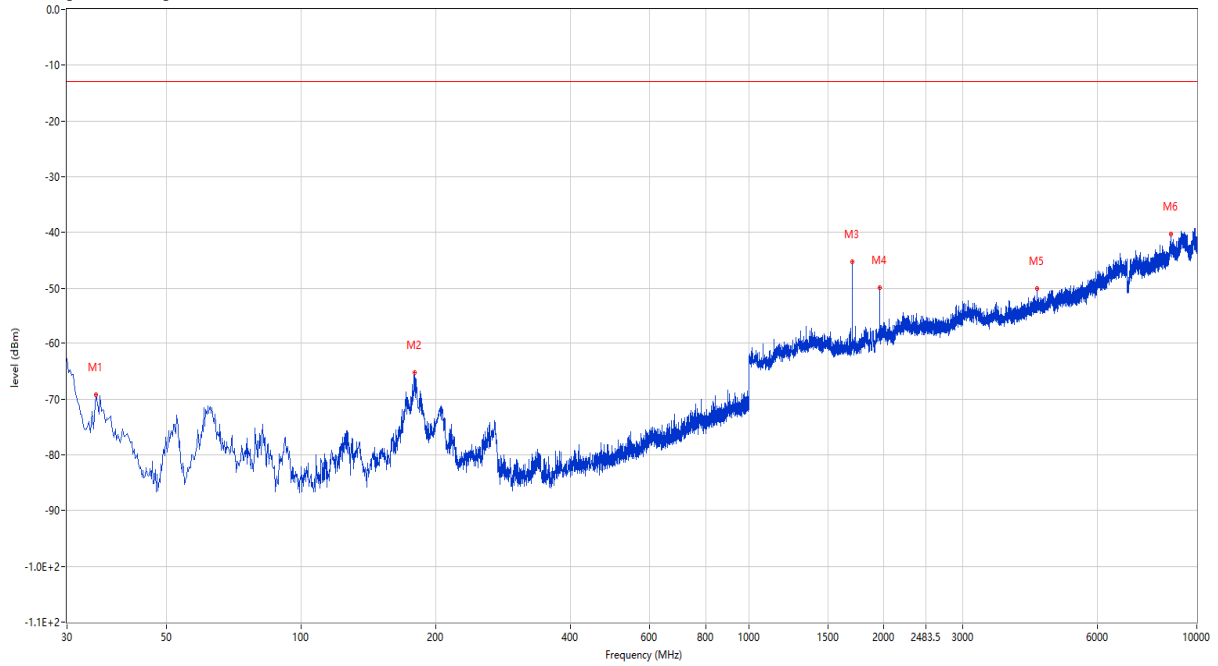


Frequency (MHz)	Result (dBm)	Factor (dB)	PK Limit (dBm)	Over Limit (dB)	Table (o)	ANT	EUT	Verdict
51.340	-69.31	-17.19	-13.0	-56.31	279.00	Vertical	Horizontal	Pass
204.358	-66.62	-17.68	-13.0	-53.62	195.00	Vertical	Horizontal	Pass
1732.500	-54.76	-2.16	-13.0	-41.76	15.00	Vertical	Horizontal	N/A
2132.500	-55.43	-1.04	-13.0	-42.43	318.00	Vertical	Horizontal	N/A
3465.000	-43.53	4.66	-13.0	-30.53	82.00	Vertical	Horizontal	Pass
18150.750	-33.84	34.09	-13.0	-20.84	0.00	Vertical	Horizontal	Pass

17.4 NB-IOT Band 2 15K BPSK, Middle Channel

RSE-V NB-IOT Band 2 15K BPSK CH18900

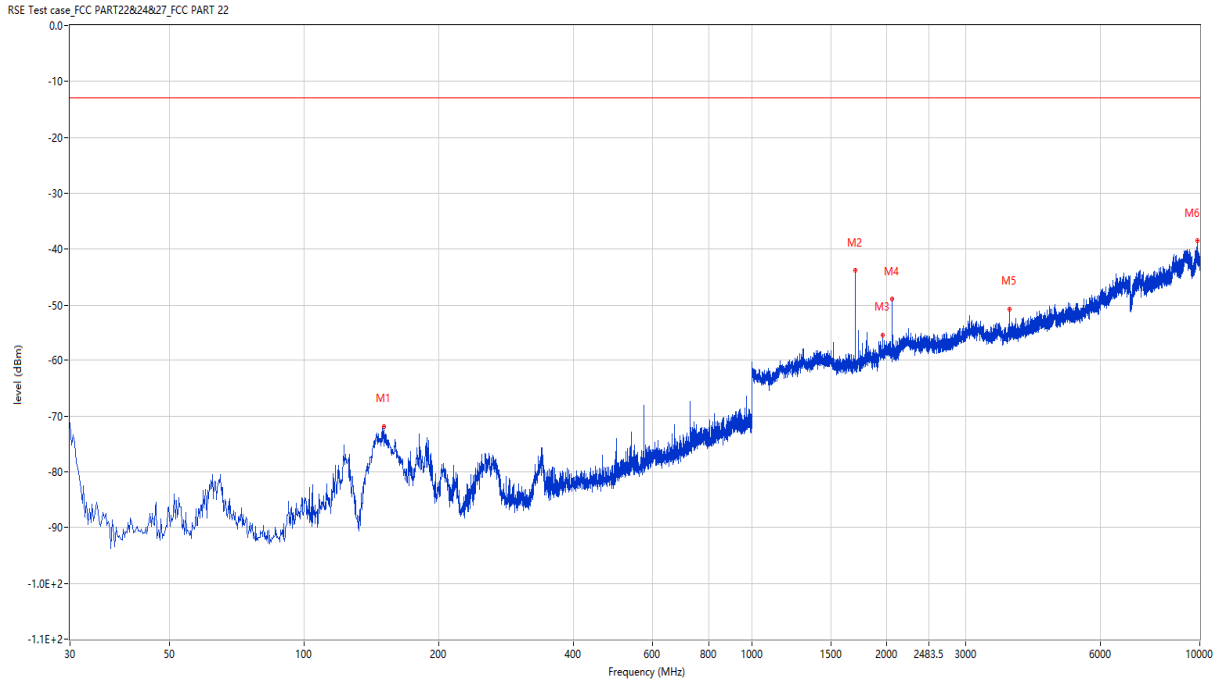
RSE Test case_FCC PART22&24&27_FCC PART 22



Frequency (MHz)	Result (dBm)	Factor (dB)	PK Limit (dBm)	Over Limit (dB)	Table (o)	ANT	EUT	Verdict
34.850	-69.29	-19.71	-13.0	-56.29	181.00	Vertical	Horizontal	Pass
178.895	-65.25	-17.77	-13.0	-52.25	118.00	Vertical	Horizontal	Pass
1701.000	-45.25	-4.06	-13.0	-32.25	155.00	Vertical	Horizontal	Pass
1960.000	-49.80	-1.70	-13.0	-36.80	130.00	Vertical	Horizontal	N/A
4405.000	-50.05	8.06	-13.0	-37.05	178.00	Vertical	Horizontal	Pass
8747.500	-40.23	18.94	-13.0	-27.23	288.00	Vertical	Horizontal	Pass

NB-IOT Band 2 15K BPSK, Middle Channel

RSE-H NB-IOT Band 2 15K BPSK CH18900

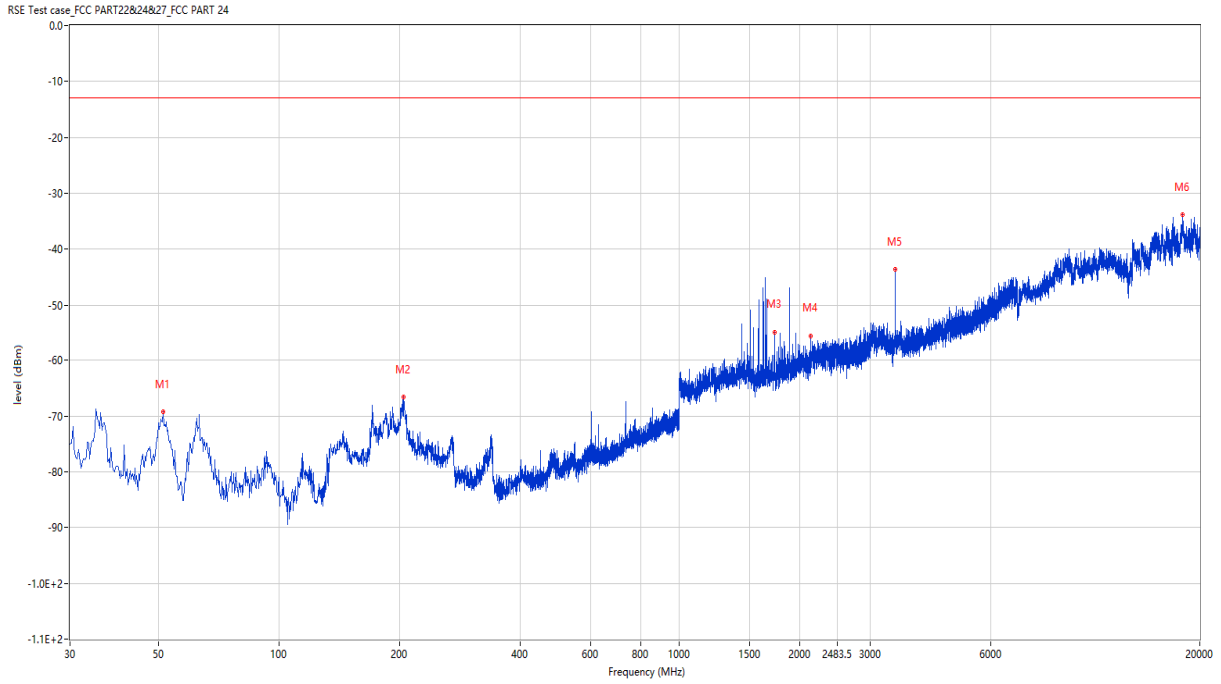


Frequency (MHz)	Result (dBm)	Factor (dB)	PK Limit (dBm)	Over Limit (dB)	Table (o)	ANT	EUT	Verdict
150.765	-71.94	-21.11	-13.0	-58.94	265.00	Horizontal	Horizontal	Pass
1701.000	-43.70	-4.06	-13.0	-30.70	18.00	Horizontal	Horizontal	Pass
1960.000	-55.26	-1.70	-13.0	-42.26	18.00	Horizontal	Horizontal	N/A
2059.000	-48.81	-1.58	-13.0	-35.81	264.00	Horizontal	Horizontal	Pass
3760.000	-50.73	6.22	-13.0	-37.73	238.00	Horizontal	Horizontal	Pass
9862.750	-38.47	21.15	-13.0	-25.47	228.00	Horizontal	Horizontal	Pass

18 NB-IOT Band 4

18.1 NB-IOT Band 4 3.75K QPSK, Middle Channel

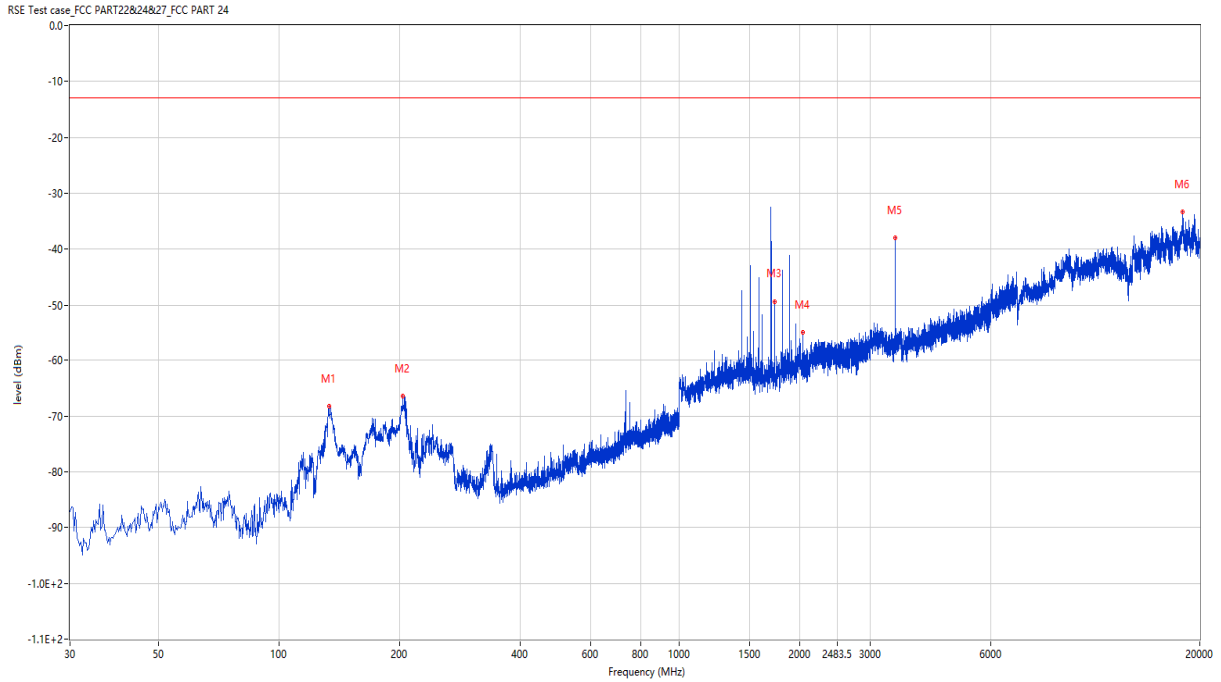
RSE-V NB-IOT Band 4 3.75K QPSK CH20175



Frequency (MHz)	Result (dBm)	Factor (dB)	PK Limit (dBm)	Over Limit (dB)	Table (o)	ANT	EUT	Verdict
51.340	-69.31	-17.19	-13.0	-56.31	279.00	Vertical	Horizontal	Pass
204.358	-66.62	-17.68	-13.0	-53.62	195.00	Vertical	Horizontal	Pass
1732.500	-54.76	-2.16	-13.0	-41.76	15.00	Vertical	Horizontal	N/A
2132.500	-55.43	-1.04	-13.0	-42.43	318.00	Vertical	Horizontal	N/A
3465.000	-43.53	4.66	-13.0	-30.53	82.00	Vertical	Horizontal	Pass
18150.750	-33.84	34.09	-13.0	-20.84	0.00	Vertical	Horizontal	Pass

NB-IOT Band 4 3.75K QPSK, Middle Channel

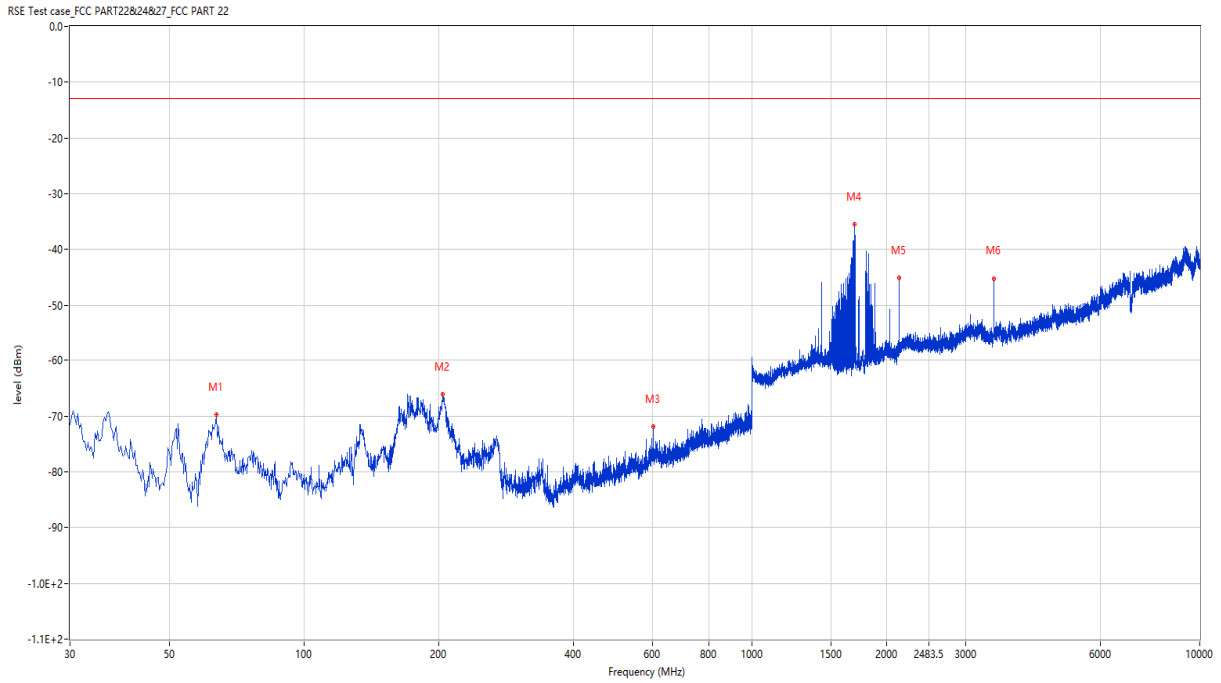
RSE-H NB-IOT Band 4 3.75K QPSK CH20175



Frequency (MHz)	Result (dBm)	Factor (dB)	PK Limit (dBm)	Over Limit (dB)	Table (o)	ANT	EUT	Verdict
133.062	-68.31	-21.88	-13.0	-55.31	174.00	Horizontal	Horizontal	Pass
203.630	-66.38	-17.74	-13.0	-53.38	157.00	Horizontal	Horizontal	Pass
1732.500	-49.45	-2.16	-13.0	-36.45	170.00	Horizontal	Horizontal	N/A
2033.500	-54.87	-1.30	-13.0	-41.87	153.00	Horizontal	Horizontal	N/A
3465.000	-37.92	4.66	-13.0	-24.92	154.00	Horizontal	Horizontal	Pass
18108.500	-33.31	33.83	-13.0	-20.31	206.00	Horizontal	Horizontal	Pass

18.2 NB-IOT Band 4 3.75K BPSK, Middle Channel

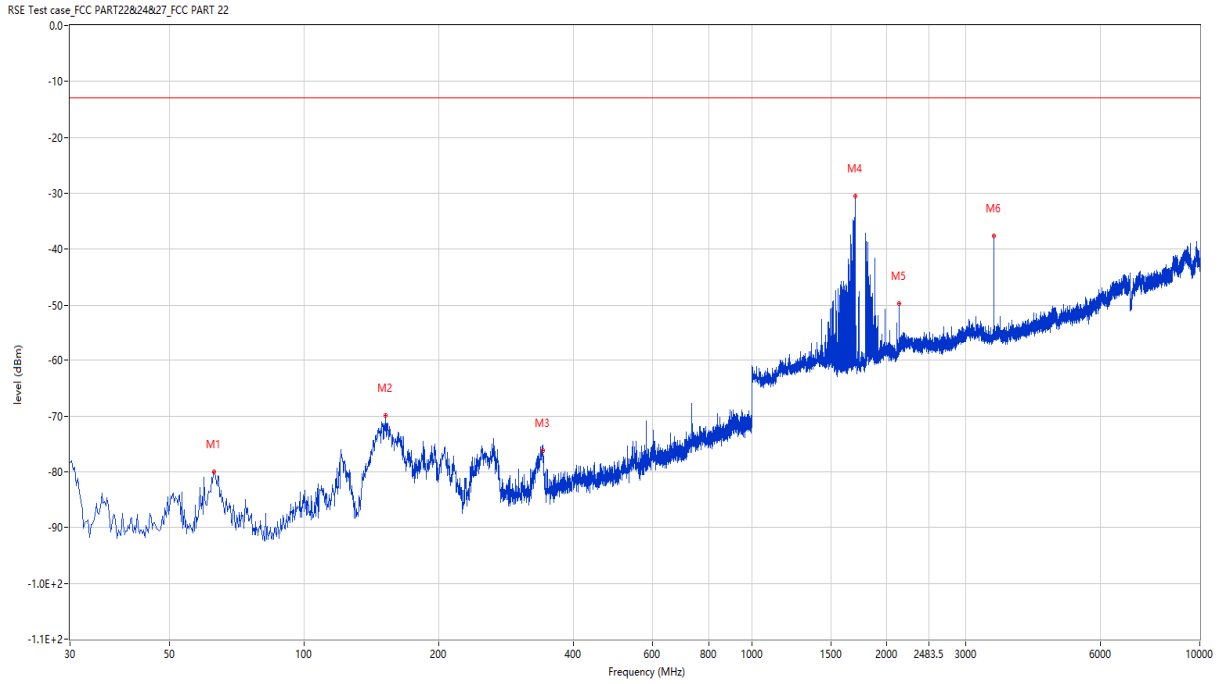
RSE-V NB-IOT Band 4 3.75K BPSK CH20175



Frequency (MHz)	Result (dBm)	Factor (dB)	PK Limit (dBm)	Over Limit (dB)	Table (o)	ANT	EUT	Verdict
63.708	-69.73	-16.35	-13.0	-56.73	335.00	Vertical	Horizontal	Pass
203.872	-66.17	-17.61	-13.0	-53.17	319.00	Vertical	Horizontal	Pass
602.542	-71.85	-4.22	-13.0	-58.85	207.00	Vertical	Horizontal	Pass
1732.000	-35.51	-3.57	-13.0	-22.51	27.00	Vertical	Horizontal	N/A
2132.500	-45.03	-1.04	-13.0	-32.03	330.00	Vertical	Horizontal	N/A
3465.000	-45.15	4.66	-13.0	-32.15	165.00	Vertical	Horizontal	Pass

NB-IOT Band 4 3.75K BPSK, Middle Channel

RSE-H NB-IOT Band 4 3.75K BPSK CH20175

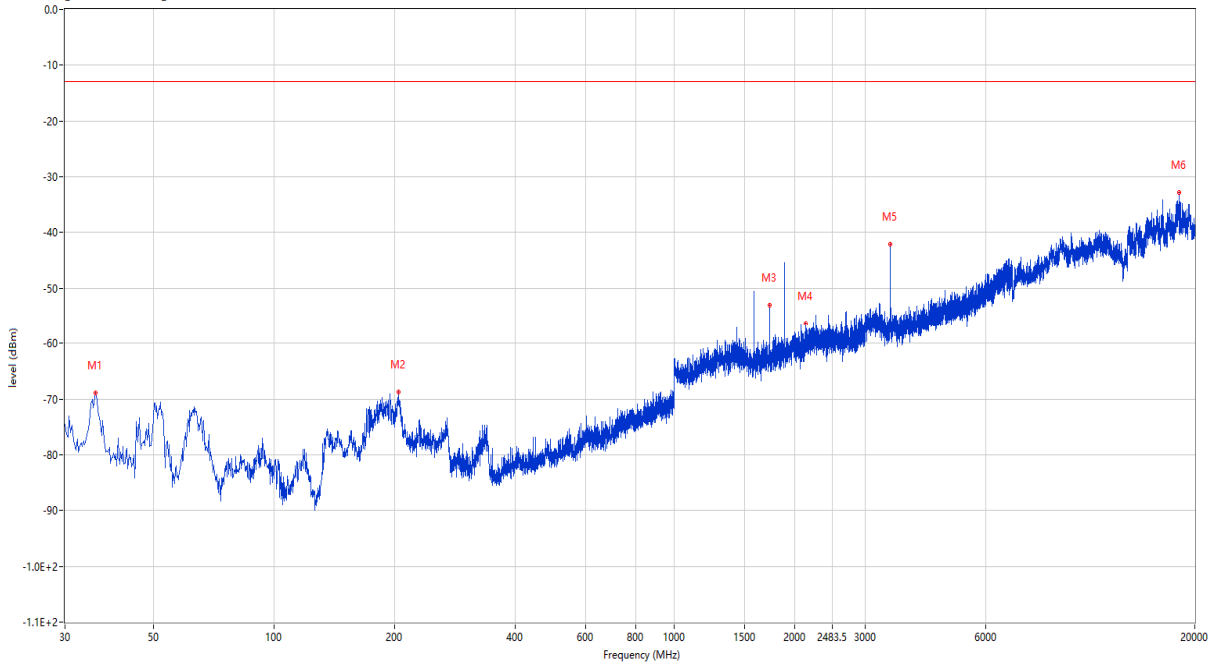


Frequency (MHz)	Result (dBm)	Factor (dB)	PK Limit (dBm)	Over Limit (dB)	Table (o)	ANT	EUT	Verdict
62.980	-80.04	-16.10	-13.0	-67.04	68.00	Horizontal	Horizontal	Pass
151.977	-69.97	-20.83	-13.0	-56.97	203.00	Horizontal	Horizontal	Pass
341.855	-76.28	-11.52	-13.0	-63.28	203.00	Horizontal	Horizontal	Pass
1732.000	-30.51	-2.96	-13.0	-17.51	249.00	Horizontal	Horizontal	N/A
2132.500	-49.66	-1.04	-13.0	-36.66	354.00	Horizontal	Horizontal	N/A
3465.000	-37.64	4.66	-13.0	-24.64	126.00	Horizontal	Horizontal	Pass

18.3 NB-IOT Band 4 15K QPSK, Middle Channel

RSE-V NB-IOT Band 4 15K QPSK CH20175

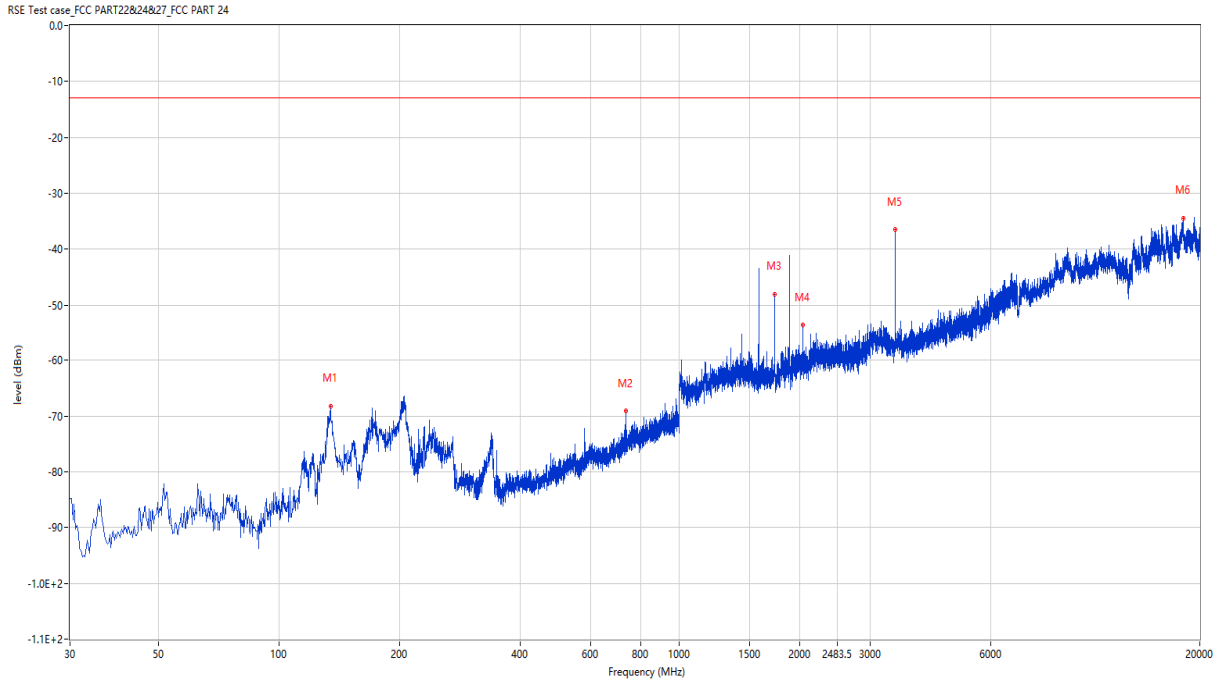
RSE Test case_FCC PART22&24&27_FCC PART 24



Frequency (MHz)	Result (dBm)	Factor (dB)	PK Limit (dBm)	Over Limit (dB)	Table (o)	ANT	EUT	Verdict
35.820	-68.88	-19.34	-13.0	-55.88	0.00	Vertical	Horizontal	Pass
204.115	-68.77	-17.62	-13.0	-55.77	147.00	Vertical	Horizontal	Pass
1732.500	-53.07	-2.16	-13.0	-40.07	69.00	Vertical	Horizontal	Pass
2132.500	-56.27	-1.04	-13.0	-43.27	360.00	Vertical	Horizontal	Pass
3465.000	-42.08	4.66	-13.0	-29.08	74.00	Vertical	Horizontal	Pass
18274.251	-32.83	34.23	-13.0	-19.83	0.00	Vertical	Horizontal	Pass

NB-IOT Band 4 15K QPSK, Middle Channel

RSE-H NB-IOT Band 4 15K QPSK CH20175

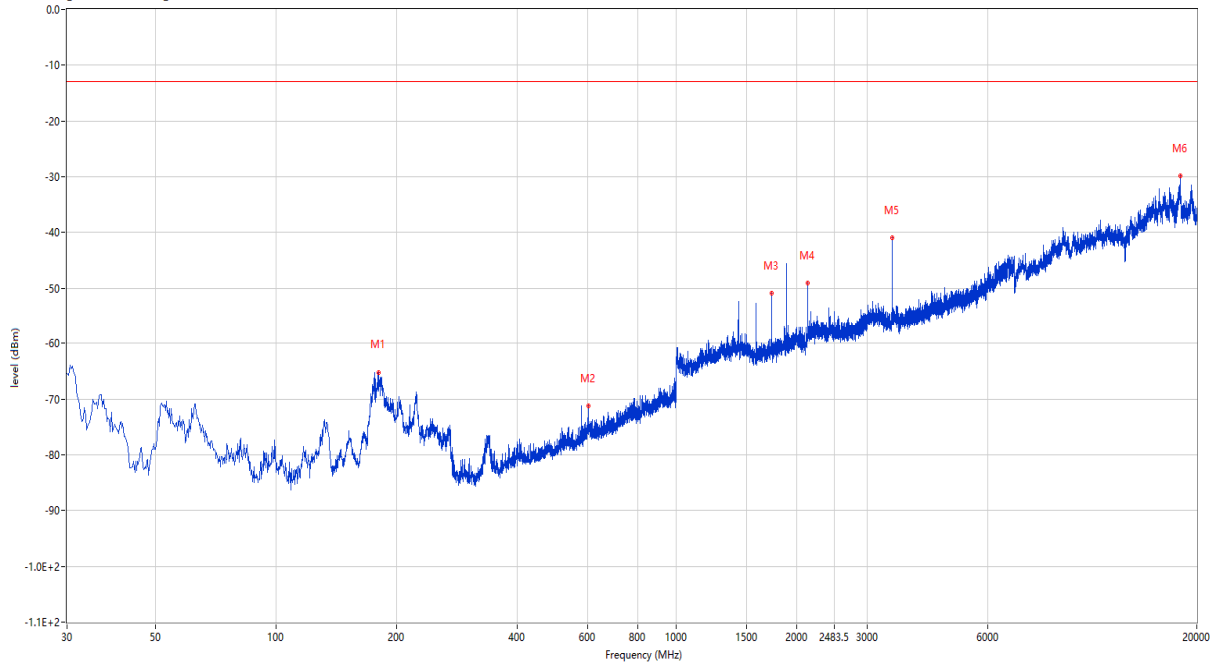


Frequency (MHz)	Result (dBm)	Factor (dB)	PK Limit (dBm)	Over Limit (dB)	Table (o)	ANT	EUT	Verdict
134.275	-68.18	-21.98	-13.0	-55.18	205.00	Horizontal	Horizontal	Pass
733.977	-69.04	-2.12	-13.0	-56.04	65.00	Horizontal	Horizontal	Pass
1732.500	-48.06	-2.16	-13.0	-35.06	156.00	Horizontal	Horizontal	N/A
2133.500	-53.56	-1.30	-13.0	-40.56	360.00	Horizontal	Horizontal	N/A
3465.000	-36.44	4.66	-13.0	-23.44	272.00	Horizontal	Horizontal	Pass
18166.999	-34.45	34.18	-13.0	-21.45	282.00	Horizontal	Horizontal	Pass

18.4 NB-IOT Band 4 15K BPSK, Middle Channel

RSE-V NB-IOT Band 4 15K BPSK CH20175

RSE Test case_FCC PART22&24&27_FCC PART 24

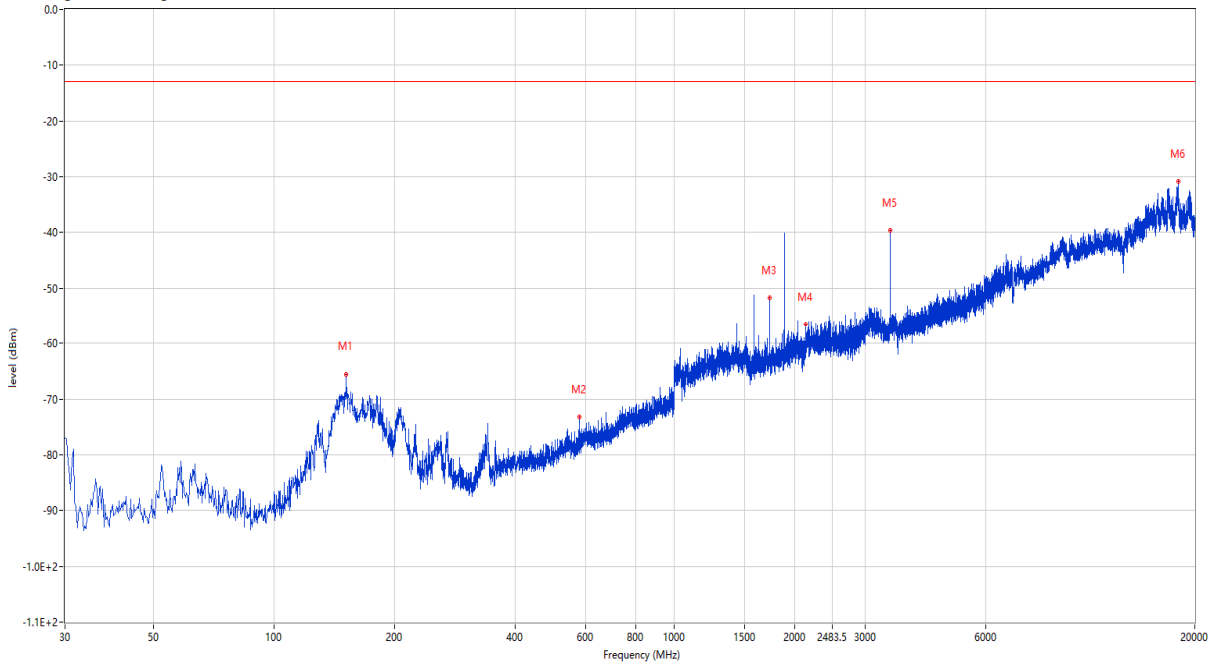


Frequency (MHz)	Result (dBm)	Factor (dB)	PK Limit (dBm)	Over Limit (dB)	Table (o)	ANT	EUT	Verdict
180.108	-65.19	-17.51	-13.0	-52.19	154.00	Vertical	Horizontal	Pass
602.542	-71.25	-4.22	-13.0	-58.25	232.00	Vertical	Horizontal	Pass
1732.500	-50.81	-2.16	-13.0	-37.81	38.00	Vertical	Horizontal	N/A
2132.500	-49.07	-1.04	-13.0	-36.07	345.00	Vertical	Horizontal	N/A
3465.000	-40.97	4.66	-13.0	-27.97	154.00	Vertical	Horizontal	Pass
18160.501	-29.81	34.19	-13.0	-16.81	324.00	Vertical	Horizontal	Pass

NB-IOT Band 4 15K BPSK, Middle Channel

RSE-H NB-IOT Band 4 15K BPSK CH20175

RSE Test case_FCC PART22&24&27_FCC PART 24

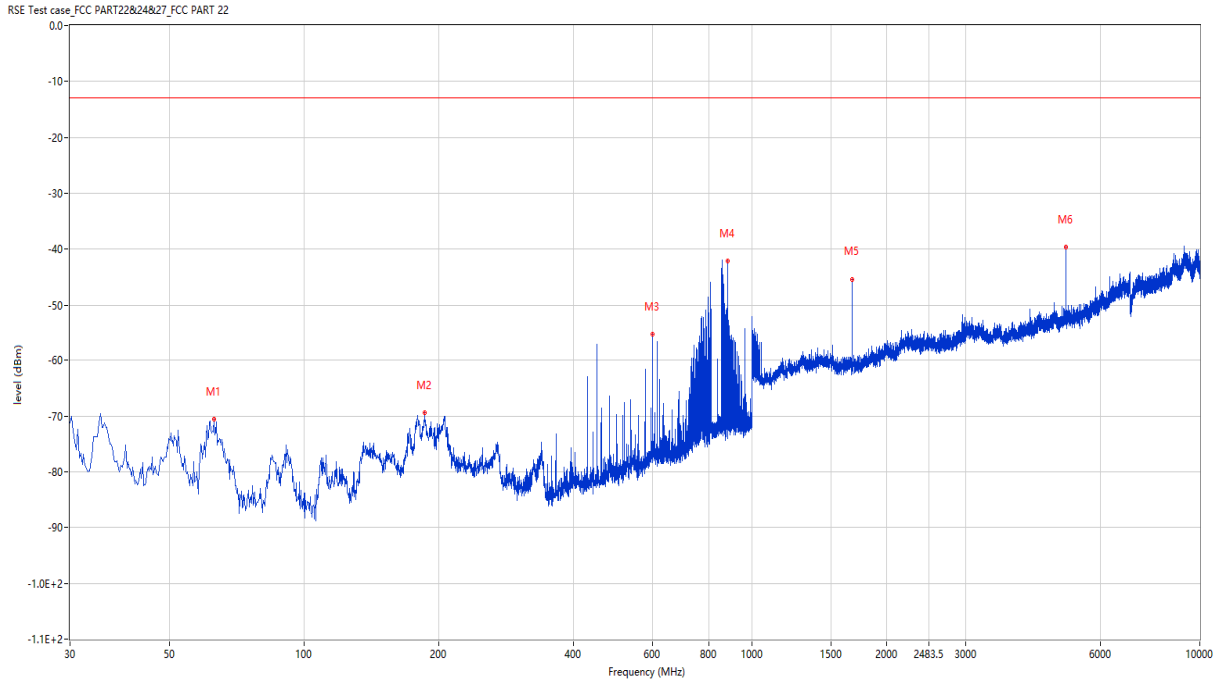


Frequency (MHz)	Result (dBm)	Factor (dB)	PK Limit (dBm)	Over Limit (dB)	Table (o)	ANT	EUT	Verdict
151.492	-65.52	-20.93	-13.0	-52.52	23.00	Horizontal	Horizontal	Pass
580.475	-73.30	-5.85	-13.0	-60.30	146.00	Horizontal	Horizontal	Pass
1732.500	-51.72	-2.16	-13.0	-38.72	232.00	Horizontal	Horizontal	N/A
2132.500	-56.43	-1.04	-13.0	-43.43	22.00	Horizontal	Horizontal	N/A
3465.000	-39.64	4.66	-13.0	-26.64	296.00	Horizontal	Horizontal	Pass
18157.251	-30.79	34.16	-13.0	-17.79	101.00	Horizontal	Horizontal	Pass

19 NB-IOT Band 5

19.1 NB-IOT Band 5 3.75K QPSK, Middle Channel

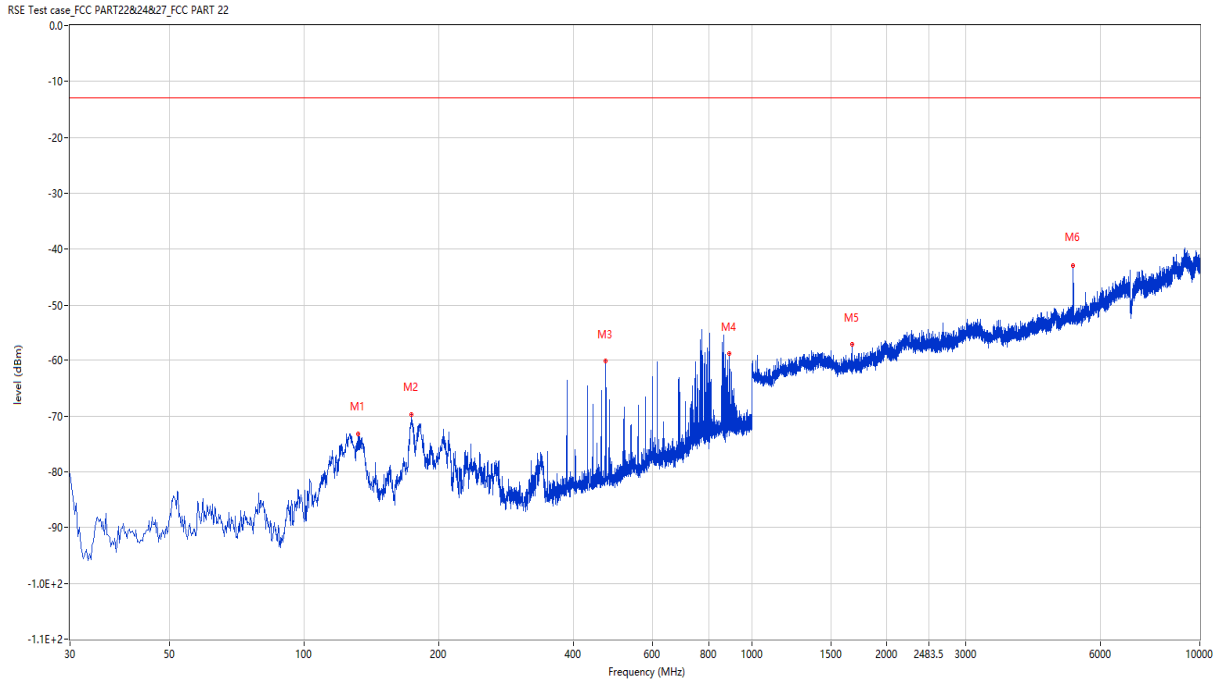
RSE-V NB-IOT Band 5 3.75K QPSK CH20525



Frequency (MHz)	Result (dBm)	Factor (dB)	PK Limit (dBm)	Over Limit (dB)	Table (o)	ANT	EUT	Verdict
62.980	-70.58	-16.13	-13.0	-57.58	73.00	Vertical	Horizontal	Pass
185.928	-69.49	-17.20	-13.0	-56.49	246.00	Vertical	Horizontal	Pass
600.602	-55.12	-4.16	-13.0	-42.12	265.00	Vertical	Horizontal	Pass
881.417	-42.15	0.78	-13.0	-29.15	1.00	Vertical	Horizontal	N/A
1673.000	-45.32	-4.38	-13.0	-32.32	133.00	Vertical	Horizontal	Pass
5019.000	-39.64	8.57	-13.0	-26.64	90.00	Vertical	Horizontal	Pass

NB-IOT Band 5 3.75K QPSK, Middle Channel

RSE-H NB-IOT Band 5 3.75K QPSK CH20525

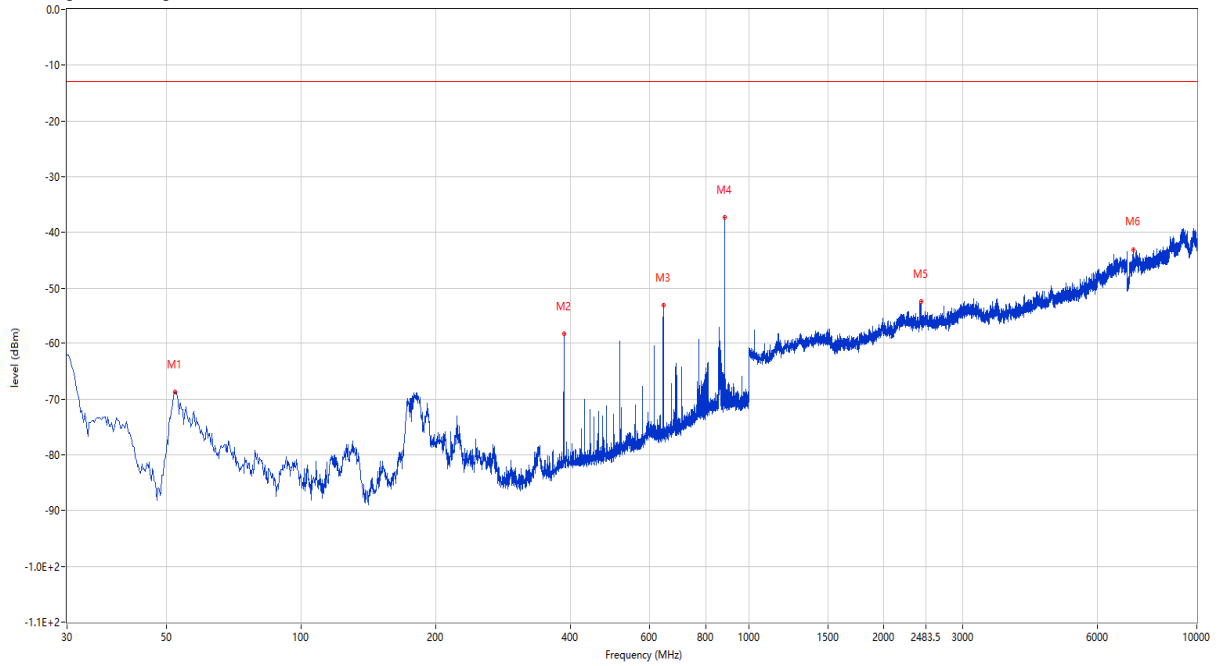


Frequency (MHz)	Result (dBm)	Factor (dB)	PK Limit (dBm)	Over Limit (dB)	Table (o)	ANT	EUT	Verdict
132.092	-73.25	-21.62	-13.0	-60.25	1.00	Horizontal	Horizontal	Pass
173.803	-69.78	-17.96	-13.0	-56.78	191.00	Horizontal	Horizontal	Pass
471.835	-60.16	-8.35	-13.0	-47.16	0.00	Horizontal	Horizontal	Pass
881.360	-58.76	1.00	-13.0	-45.76	41.00	Horizontal	Horizontal	N/A
1673.000	-57.08	-4.38	-13.0	-44.08	1.00	Horizontal	Horizontal	Pass
5212.000	-42.86	8.91	-13.0	-29.86	283.00	Horizontal	Horizontal	Pass

19.2 NB-IOT Band 5 3.75K BPSK, Middle Channel

RSE-V NB-IOT Band 5 3.75K BPSK CH20525

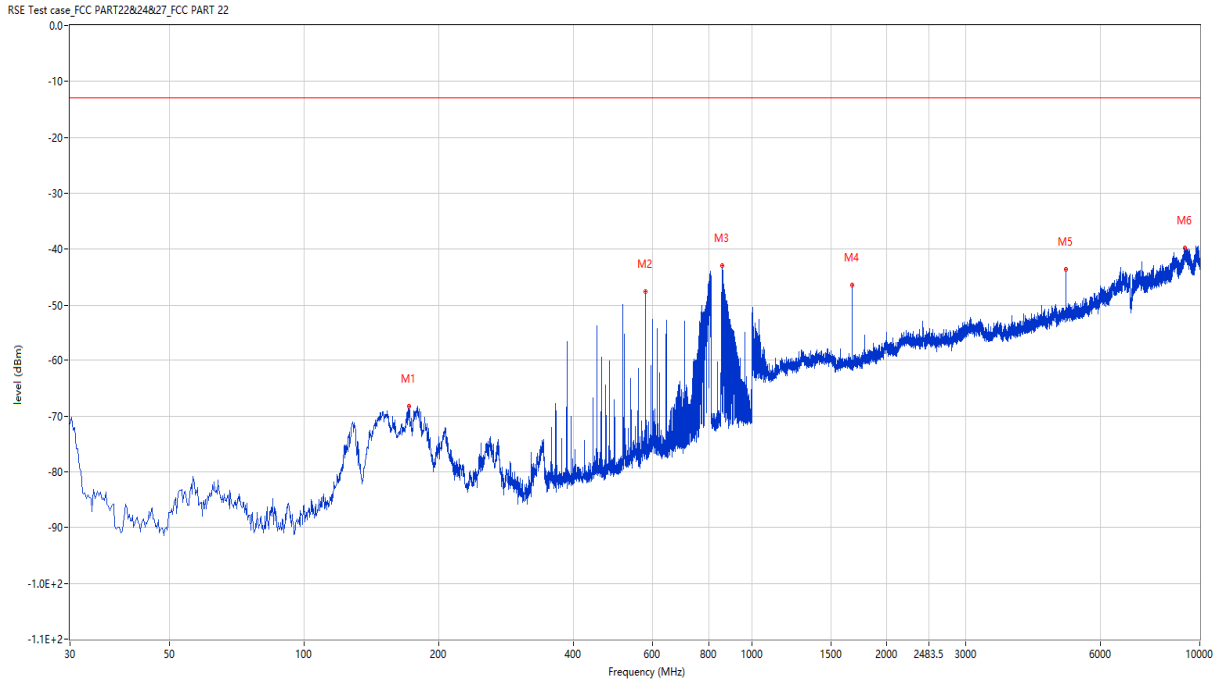
RSE Test case_FCC PART22&24&27_FCC PART 22



Frequency (MHz)	Result (dBm)	Factor (dB)	PK Limit (dBm)	Over Limit (dB)	Table (o)	ANT	EUT	Verdict
52.310	-68.81	-17.04	-13.0	-55.81	147.00	Vertical	Horizontal	Pass
385.990	-58.38	-9.68	-13.0	-45.38	180.00	Vertical	Horizontal	Pass
643.525	-53.05	-4.51	-13.0	-40.05	4.00	Vertical	Horizontal	Pass
881.660	-37.34	0.80	-13.0	-24.34	208.00	Vertical	Horizontal	N/A
2419.500	-52.31	0.44	-13.0	-39.31	258.00	Vertical	Horizontal	Pass
7222.000	-43.00	14.80	-13.0	-30.00	85.00	Vertical	Horizontal	Pass

NB-IOT Band 5 3.75K BPSK, Middle Channel

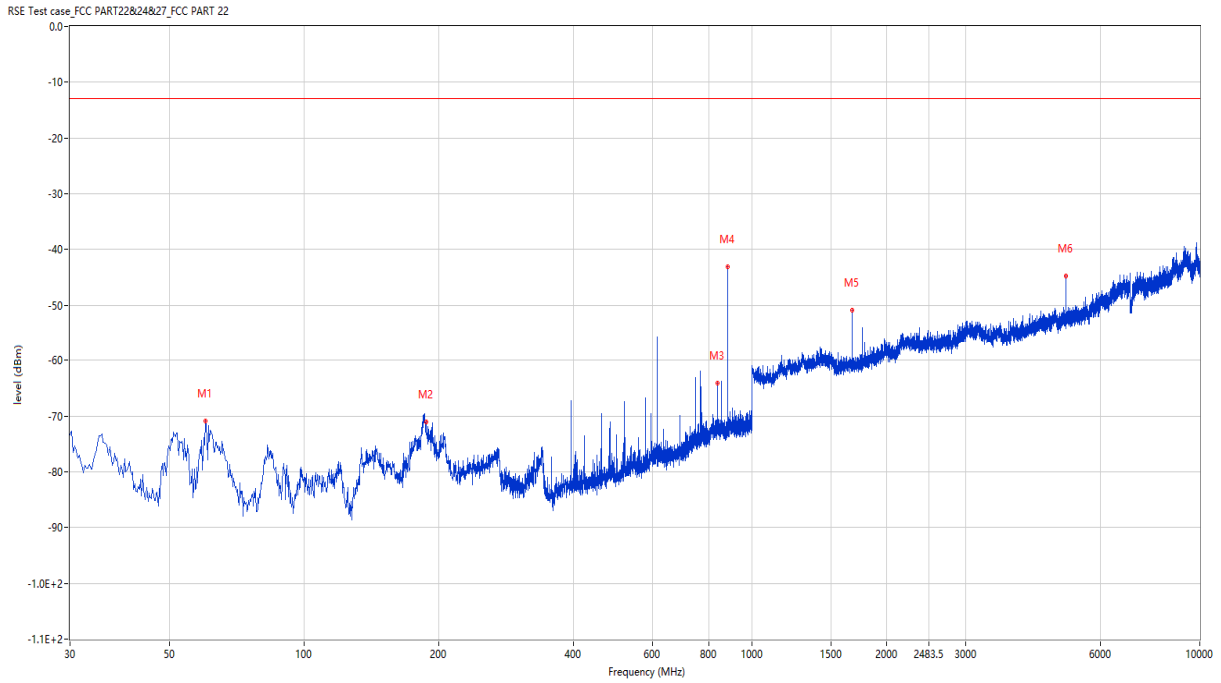
RSE-H NB-IOT Band 5 3.75K BPSK CH20525



Frequency (MHz)	Result (dBm)	Factor (dB)	PK Limit (dBm)	Over Limit (dB)	Table (o)	ANT	EUT	Verdict
171.135	-68.33	-18.38	-13.0	-55.33	21.00	Horizontal	Horizontal	Pass
579.020	-47.50	-5.69	-13.0	-34.50	301.00	Horizontal	Horizontal	Pass
881.410	-42.92	1.58	-13.0	-29.92	350.00	Horizontal	Horizontal	N/A
1673.000	-46.34	-4.38	-13.0	-33.34	294.00	Horizontal	Horizontal	Pass
5019.000	-43.58	8.57	-13.0	-30.58	136.00	Horizontal	Horizontal	Pass
9262.000	-39.74	18.67	-13.0	-26.74	44.00	Horizontal	Horizontal	Pass

19.3 NB-IOT Band 5 15K QPSK, Middle Channel

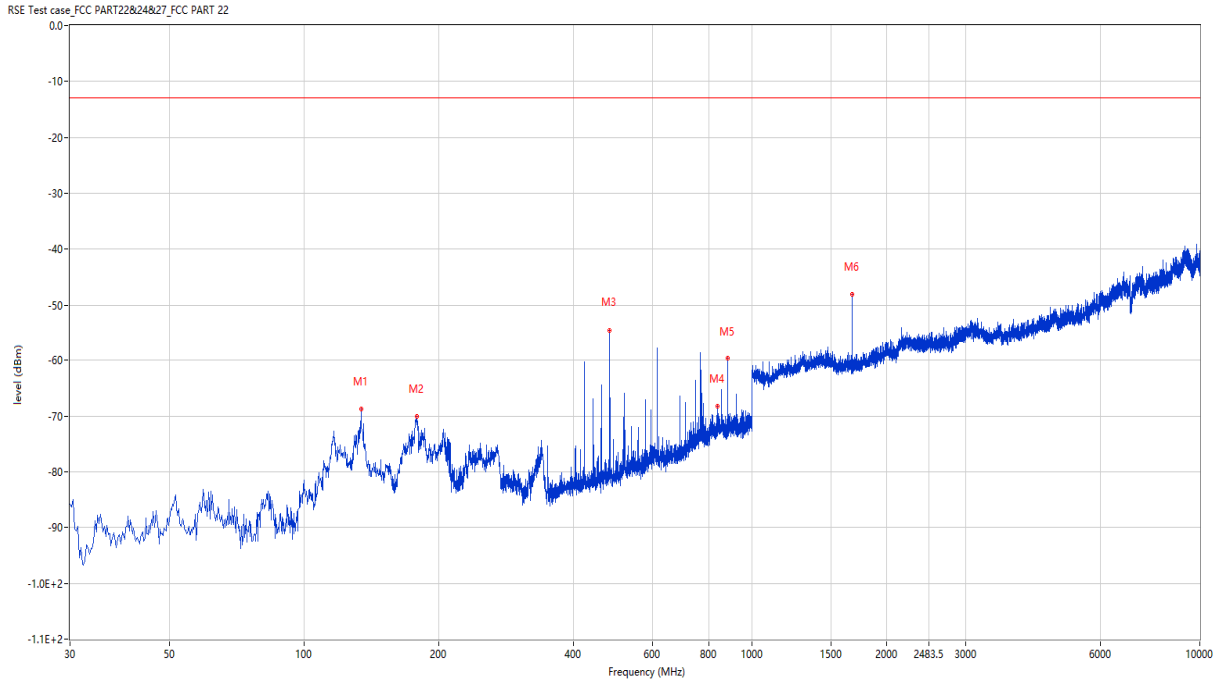
RSE-V NB-IOT Band 5 15K QPSK CH20525



Frequency (MHz)	Result (dBm)	Factor (dB)	PK Limit (dBm)	Over Limit (dB)	Table (o)	ANT	EUT	Verdict
60.312	-70.96	-16.04	-13.0	-57.96	52.00	Vertical	Horizontal	Pass
187.140	-71.08	-17.31	-13.0	-58.08	16.00	Vertical	Horizontal	Pass
836.313	-64.07	1.73	-13.0	-51.07	0.00	Vertical	Horizontal	N/A
881.417	-43.05	0.78	-13.0	-30.05	70.00	Vertical	Horizontal	N/A
1672.500	-50.88	-4.35	-13.0	-37.88	109.00	Vertical	Horizontal	Pass
5019.000	-44.75	8.57	-13.0	-31.75	0.00	Vertical	Horizontal	Pass

NB-IOT Band 5 15K QPSK, Middle Channel

RSE-H NB-IOT Band 5 15K QPSK CH20525

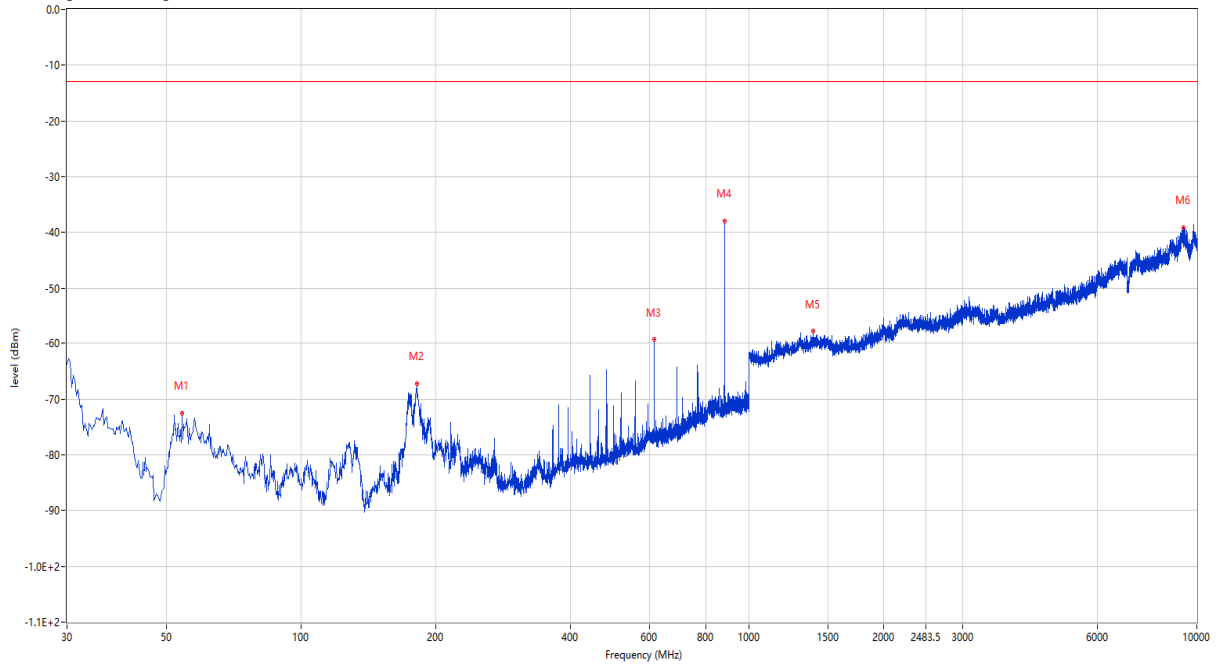


Frequency (MHz)	Result (dBm)	Factor (dB)	PK Limit (dBm)	Over Limit (dB)	Table (o)	ANT	EUT	Verdict
134.033	-68.82	-21.88	-13.0	-55.82	213.00	Horizontal	Horizontal	Pass
178.652	-70.09	-17.65	-13.0	-57.09	0.00	Horizontal	Horizontal	Pass
480.080	-54.57	-8.34	-13.0	-41.57	325.00	Horizontal	Horizontal	Pass
836.555	-68.24	1.74	-13.0	-55.24	325.00	Horizontal	Horizontal	N/A
881.660	-59.68	0.80	-13.0	-46.68	140.00	Horizontal	Horizontal	N/A
1673.000	-47.99	-4.38	-13.0	-34.99	19.00	Horizontal	Horizontal	Pass

19.4 NB-IOT Band 5 15K BPSK, Middle Channel

RSE-V NB-IOT Band 5 15K BPSK CH20525

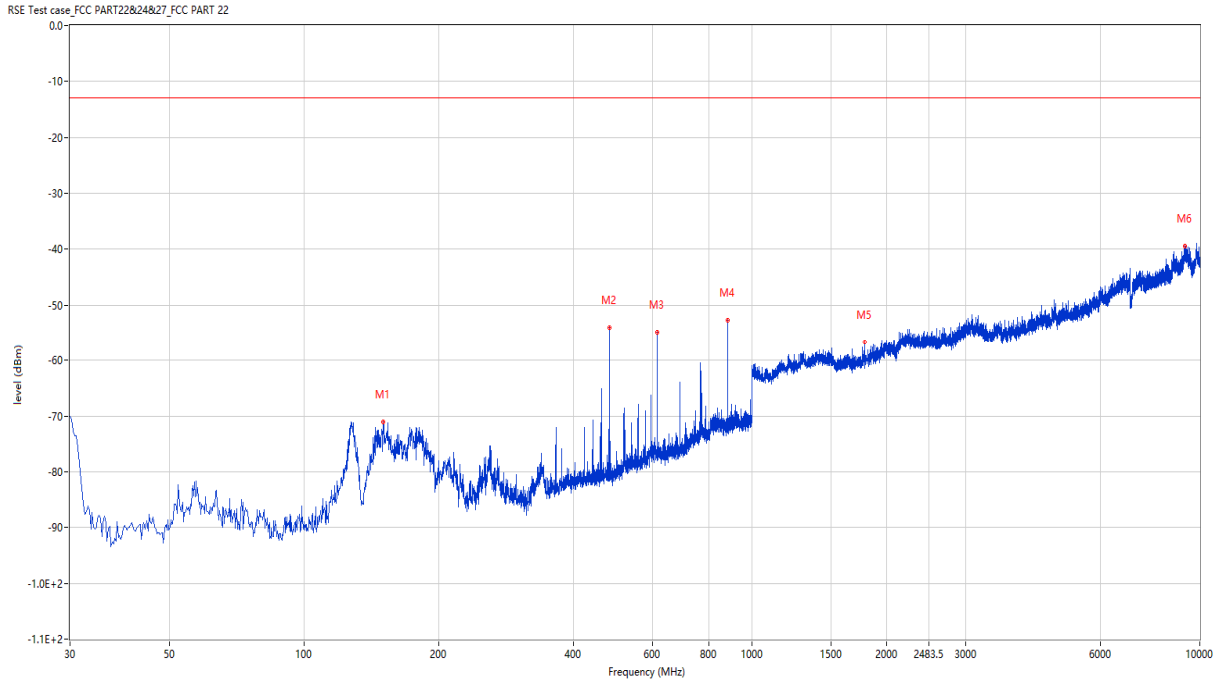
RSE Test case_FCC PART22&24&27_FCC PART 22



Frequency (MHz)	Result (dBm)	Factor (dB)	PK Limit (dBm)	Over Limit (dB)	Table (o)	ANT	EUT	Verdict
54.250	-72.61	-16.79	-13.0	-59.61	134.00	Vertical	Horizontal	Pass
181.078	-67.31	-17.54	-13.0	-54.31	164.00	Vertical	Horizontal	Pass
614.425	-59.32	-4.49	-13.0	-46.32	246.00	Vertical	Horizontal	Pass
881.417	-37.99	0.78	-13.0	-24.99	90.00	Vertical	Horizontal	N/A
1392.000	-57.87	-3.07	-13.0	-44.87	317.00	Vertical	Horizontal	Pass
9319.750	-39.15	19.27	-13.0	-26.15	308.00	Vertical	Horizontal	Pass

NB-IOT Band 5 15K BPSK, Middle Channel

RSE-H NB-IOT Band 5 15K BPSK CH20525

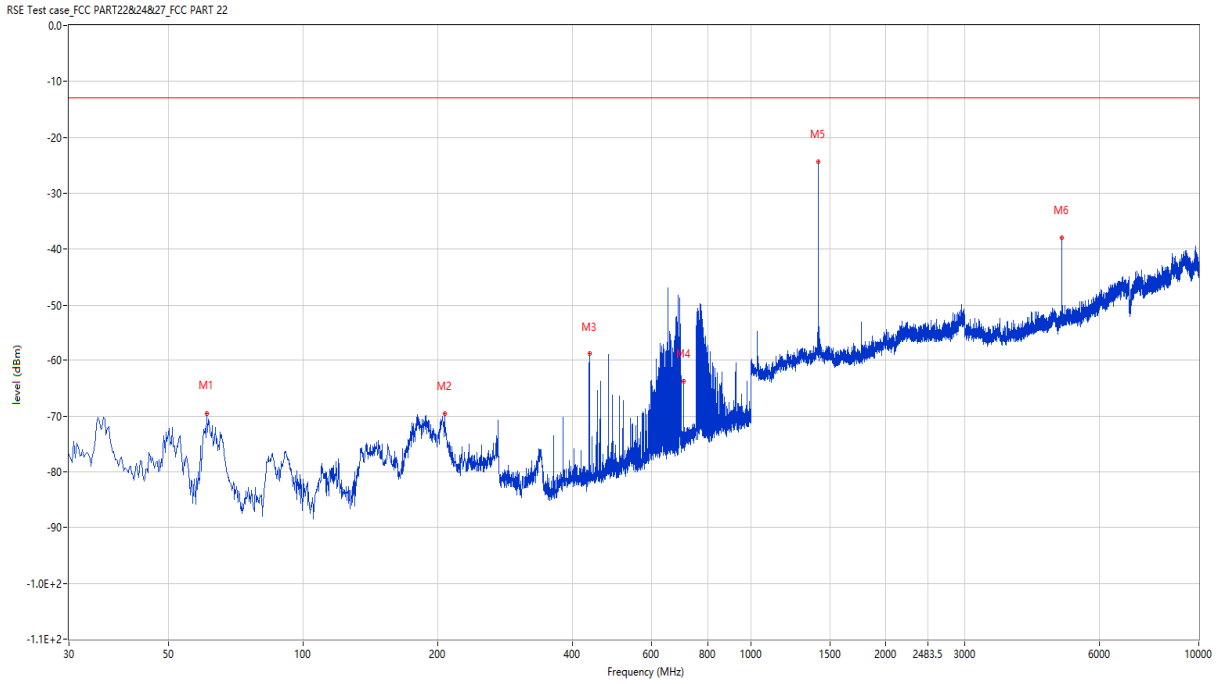


Frequency (MHz)	Result (dBm)	Factor (dB)	PK Limit (dBm)	Over Limit (dB)	Table (o)	ANT	EUT	Verdict
150.280	-71.14	-21.22	-13.0	-58.14	52.00	Horizontal	Horizontal	Pass
480.080	-54.09	-8.34	-13.0	-41.09	106.00	Horizontal	Horizontal	Pass
614.425	-54.80	-4.49	-13.0	-41.80	112.00	Horizontal	Horizontal	Pass
881.417	-52.65	0.78	-13.0	-39.65	240.00	Horizontal	Horizontal	N/A
1784.000	-56.69	-3.20	-13.0	-43.69	306.00	Horizontal	Horizontal	Pass
9245.500	-39.36	18.90	-13.0	-26.36	262.00	Horizontal	Horizontal	Pass

20 NB-IOT Band 12

20.1 NB-IOT Band 12 3.75K QPSK, Middle Channel

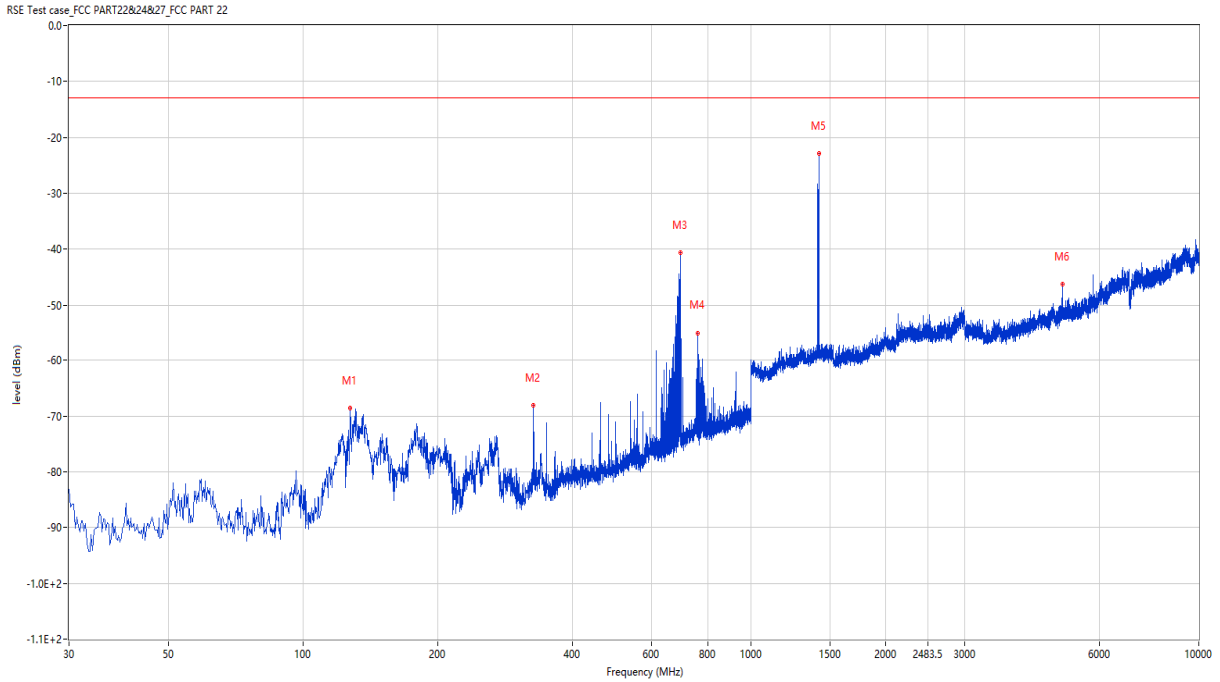
RSE-V NB-IOT Band 12 3.75K QPSK CH23095



Frequency (MHz)	Result (dBm)	Factor (dB)	PK Limit (dBm)	Over Limit (dB)	Table (o)	ANT	EUT	Verdict
61.040	-69.50	-15.02	-13.0	-56.50	88.00	Vertical	Horizontal	Pass
206.782	-69.60	-16.81	-13.0	-56.60	186.00	Vertical	Horizontal	Pass
435.460	-58.84	-8.04	-13.0	-45.84	186.00	Vertical	Horizontal	Pass
707.545	-63.82	-0.50	-13.0	-50.82	225.00	Vertical	Horizontal	N/A
1415.000	-24.40	-1.81	-13.0	-11.40	39.00	Vertical	Horizontal	Pass
4952.000	-37.92	8.28	-13.0	-24.92	125.00	Vertical	Horizontal	Pass

NB-IOT Band 12 3.75K QPSK, Middle Channel

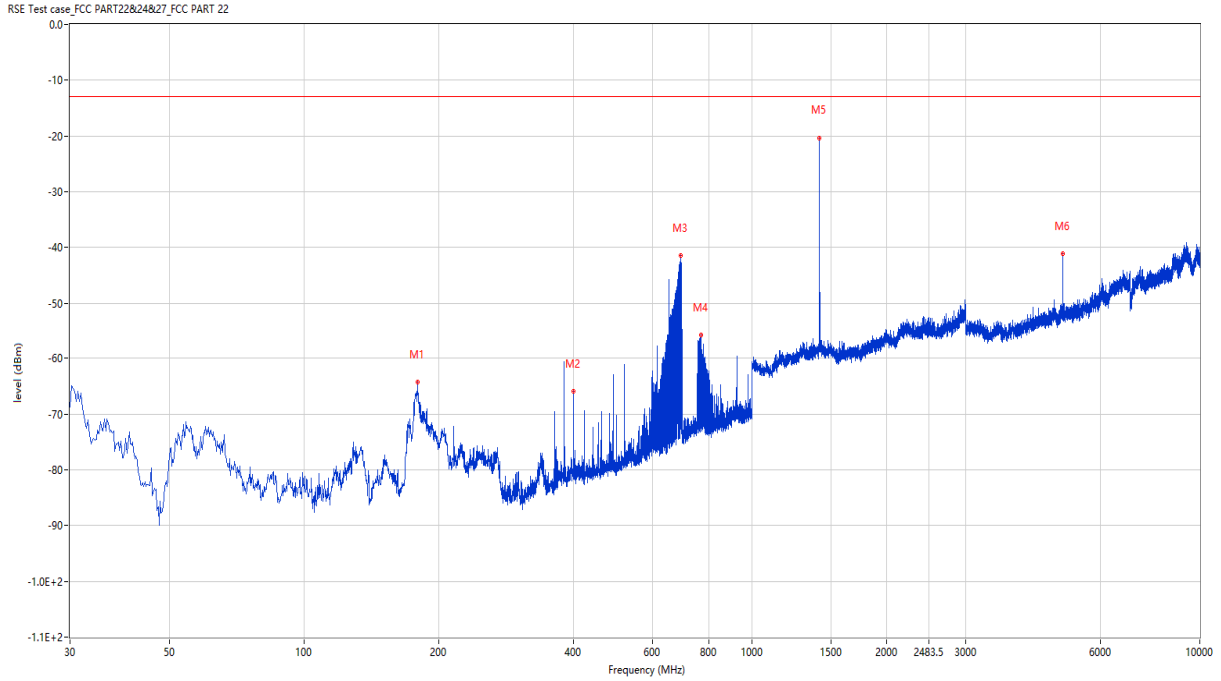
RSE-H NB-IOT Band 12 3.75K QPSK CH23095



Frequency (MHz)	Result (dBm)	Factor (dB)	PK Limit (dBm)	Over Limit (dB)	Table (o)	ANT	EUT	Verdict
125.302	-74.49	-20.42	-13.0	-61.49	53.00	Horizontal	Horizontal	Pass
435.460	-54.97	-8.04	-13.0	-41.97	337.00	Horizontal	Horizontal	Pass
688.630	-51.55	-2.21	-13.0	-38.55	340.00	Horizontal	Horizontal	Pass
707.545	-67.51	-0.50	-13.0	-54.51	340.00	Horizontal	Horizontal	N/A
1415.000	-20.06	-1.81	-13.0	-7.06	123.00	Horizontal	Horizontal	Pass
5567.000	-47.52	9.52	-13.0	-34.52	154.00	Horizontal	Horizontal	Pass

20.2 NB-IOT Band 12 3.75K BPSK, Middle Channel

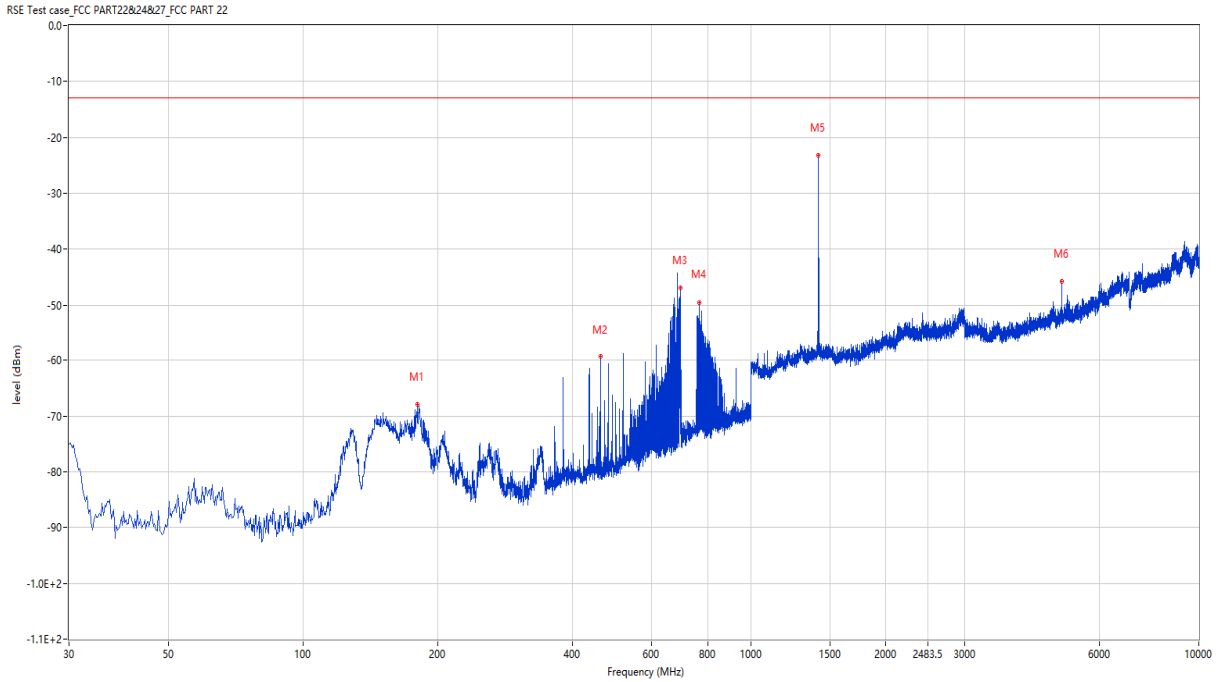
RSE-V NB-IOT Band 12 3.75K BPSK CH23095



Frequency (MHz)	Result (dBm)	Factor (dB)	PK Limit (dBm)	Over Limit (dB)	Table (o)	ANT	EUT	Verdict
178.895	-64.26	-17.13	-13.0	-51.26	123.00	Vertical	Horizontal	Pass
399.085	-66.01	-8.76	-13.0	-53.01	234.00	Vertical	Horizontal	Pass
707.238	-41.42	-1.57	-13.0	-28.42	33.00	Vertical	Horizontal	N/A
770.595	-55.68	0.38	-13.0	-42.68	234.00	Vertical	Horizontal	Pass
1415.000	-20.30	-1.81	-13.0	-7.30	347.00	Vertical	Horizontal	Pass
4952.000	-41.06	8.28	-13.0	-28.06	54.00	Vertical	Horizontal	Pass

NB-IOT Band 12 3.75K BPSK, Middle Channel

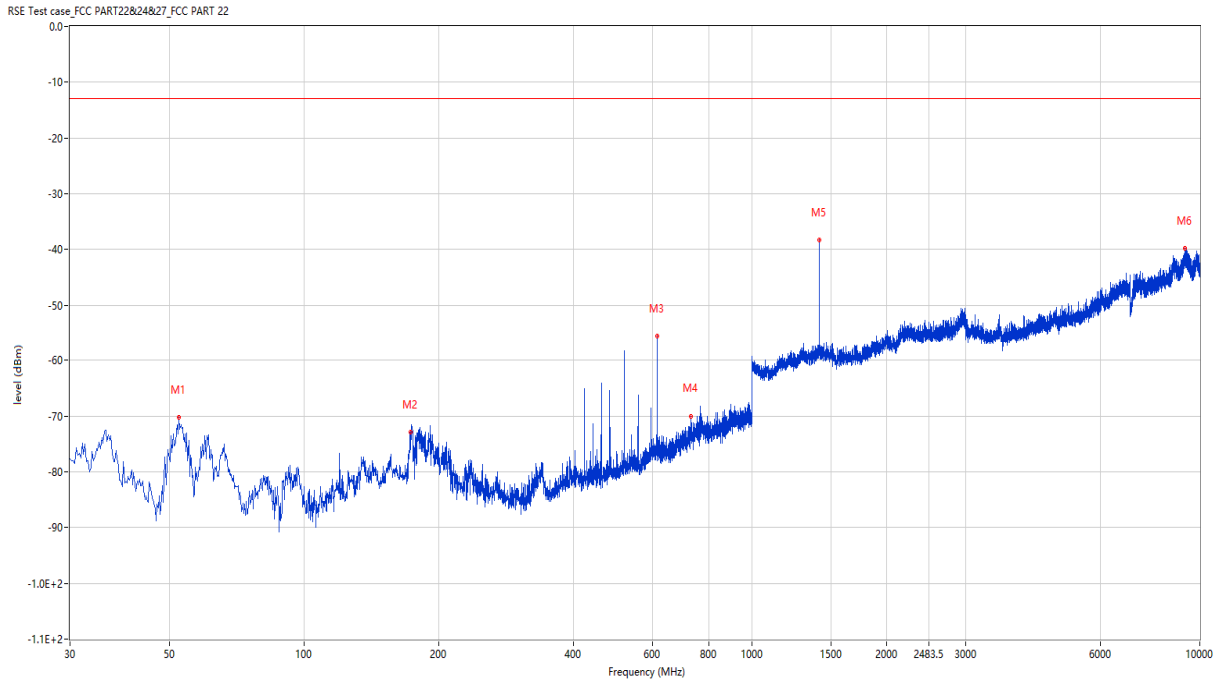
RSE-H NB-IOT Band 12 3.75K BPSK CH23095



Frequency (MHz)	Result (dBm)	Factor (dB)	PK Limit (dBm)	Over Limit (dB)	Table (o)	ANT	EUT	Verdict
179.865	-67.92	-17.05	-13.0	-54.92	3.00	Horizontal	Horizontal	Pass
460.680	-59.39	-7.93	-13.0	-46.39	100.00	Horizontal	Horizontal	Pass
707.692	-46.93	-0.95	-13.0	-33.93	42.00	Horizontal	Horizontal	N/A
767.927	-49.45	0.21	-13.0	-36.45	100.00	Horizontal	Horizontal	Pass
1415.000	-23.17	-1.81	-13.0	-10.17	243.00	Horizontal	Horizontal	Pass
4952.000	-45.73	8.28	-13.0	-32.73	354.00	Horizontal	Horizontal	Pass

20.3 NB-IOT Band 12 15K QPSK, Middle Channel

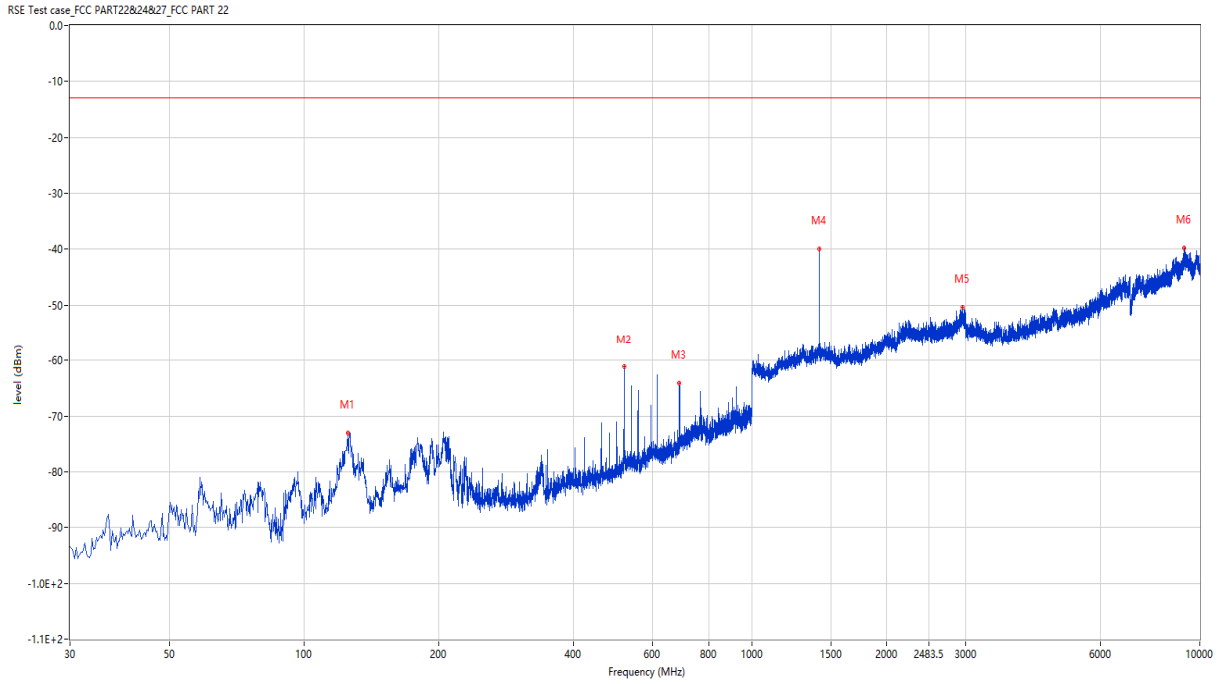
RSE-V NB-IOT Band 12 15K QPSK CH23095



Frequency (MHz)	Result (dBm)	Factor (dB)	PK Limit (dBm)	Over Limit (dB)	Table (o)	ANT	EUT	Verdict
52.553	-70.22	-17.04	-13.0	-57.22	336.00	Vertical	Horizontal	Pass
172.590	-72.89	-17.44	-13.0	-59.89	137.00	Vertical	Horizontal	Pass
614.425	-55.48	-3.46	-13.0	-42.48	197.00	Vertical	Horizontal	Pass
737.127	-70.10	0.29	-13.0	-57.10	336.00	Vertical	Horizontal	N/A
1415.000	-38.25	-1.81	-13.0	-25.25	323.00	Vertical	Horizontal	Pass
9274.750	-39.77	18.53	-13.0	-26.77	163.00	Vertical	Horizontal	Pass

NB-IOT Band 12 15K QPSK, Middle Channel

RSE-H NB-IOT Band 12 15K QPSK CH23095

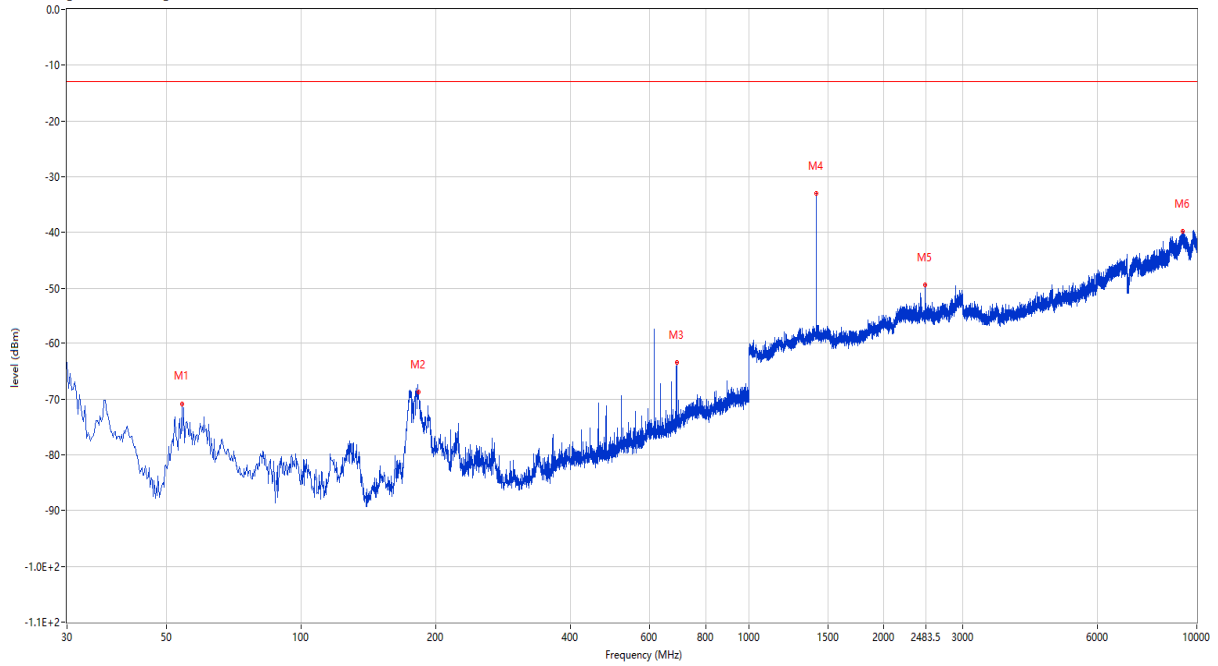


Frequency (MHz)	Result (dBm)	Factor (dB)	PK Limit (dBm)	Over Limit (dB)	Table (o)	ANT	EUT	Verdict
125.060	-72.98	-20.49	-13.0	-59.98	222.00	Horizontal	Horizontal	Pass
518.153	-61.11	-6.04	-13.0	-48.11	262.00	Horizontal	Horizontal	Pass
707.388	-64.09	-2.25	-13.0	-51.09	281.00	Horizontal	Horizontal	N/A
1415.000	-39.86	-1.81	-13.0	-26.86	358.00	Horizontal	Horizontal	Pass
2952.500	-50.29	7.37	-13.0	-37.29	139.00	Horizontal	Horizontal	Pass
9236.500	-39.80	18.92	-13.0	-26.80	200.00	Horizontal	Horizontal	Pass

20.4 NB-IOT Band 12 15K BPSK, Middle Channel

RSE-V NB-IOT Band 12 15K BPSK CH23095

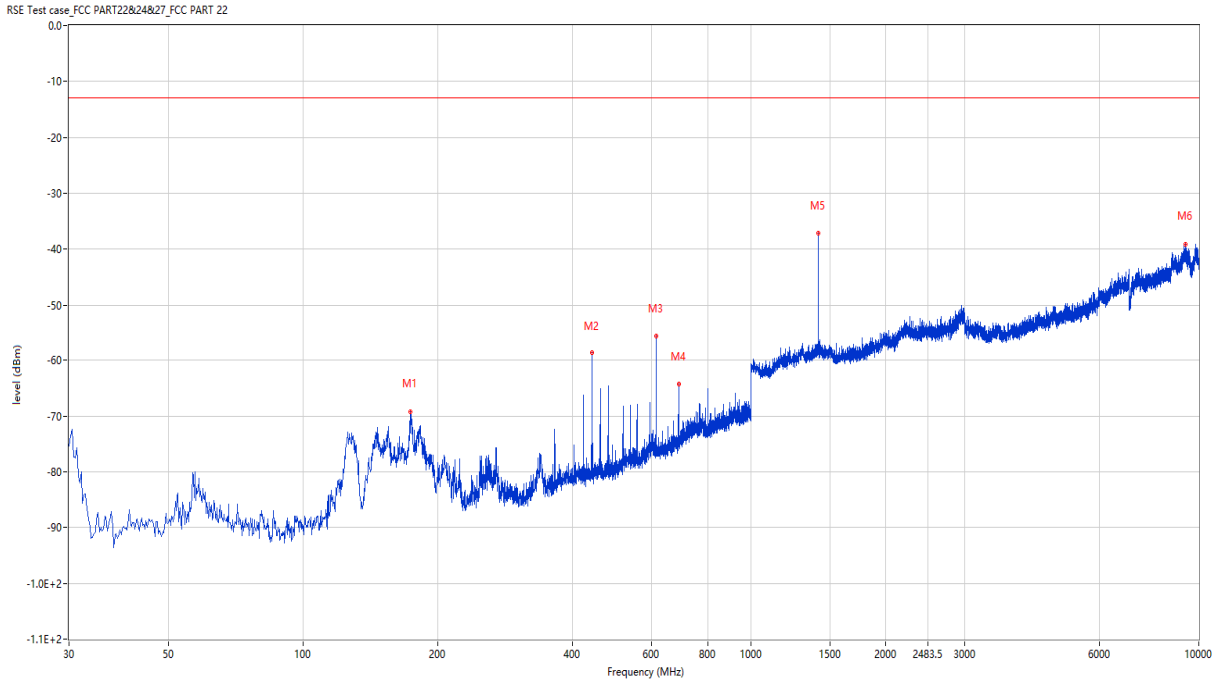
RSE Test case_FCC PART22&24&27_FCC PART 22



Frequency (MHz)	Result (dBm)	Factor (dB)	PK Limit (dBm)	Over Limit (dB)	Table (o)	ANT	EUT	Verdict
54.250	-70.84	-16.60	-13.0	-57.84	131.00	Vertical	Horizontal	Pass
183.018	-68.82	-16.98	-13.0	-55.82	166.00	Vertical	Horizontal	Pass
707.297	-63.41	-1.76	-13.0	-50.41	9.00	Vertical	Horizontal	N/A
1415.000	-33.02	-1.81	-13.0	-20.02	360.00	Vertical	Horizontal	Pass
2478.000	-49.40	3.07	-13.0	-36.40	174.00	Vertical	Horizontal	Pass
9309.250	-39.84	19.25	-13.0	-26.84	360.00	Vertical	Horizontal	Pass

NB-IOT Band 12 15K BPSK, Middle Channel

RSE-H NB-IOT Band 12 15K BPSK CH23095

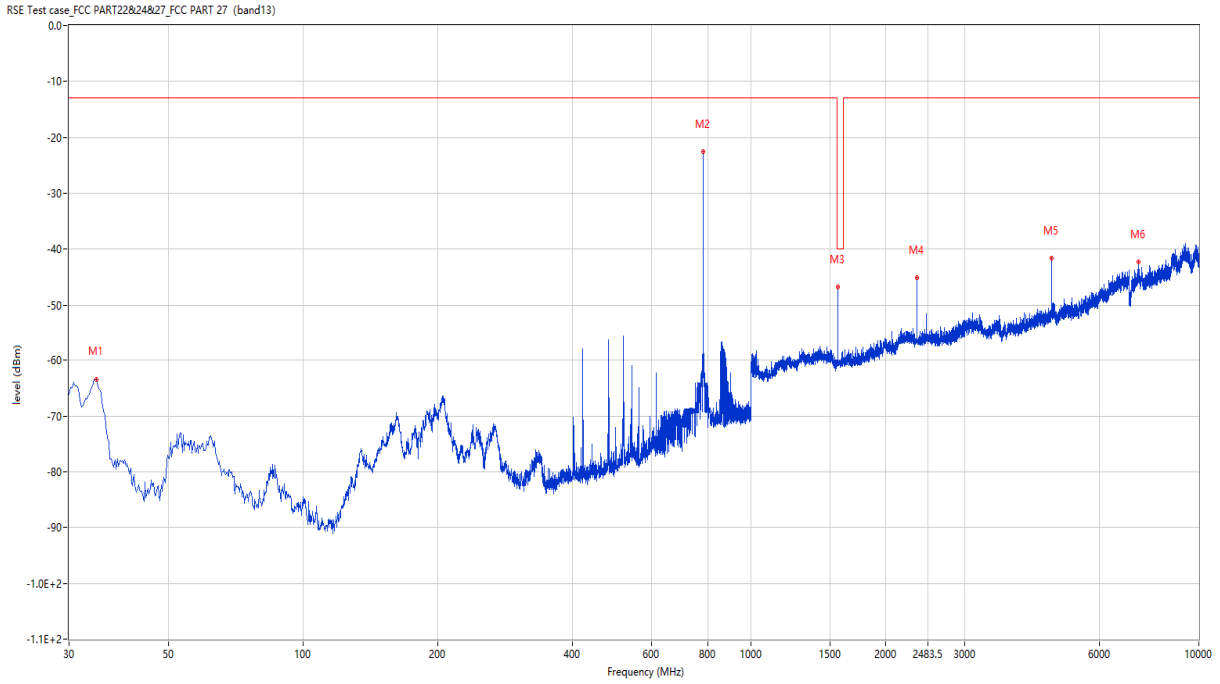


Frequency (MHz)	Result (dBm)	Factor (dB)	PK Limit (dBm)	Over Limit (dB)	Table (o)	ANT	EUT	Verdict
173.803	-69.17	-17.46	-13.0	-56.17	2.00	Horizontal	Horizontal	Pass
441.522	-58.69	-8.02	-13.0	-45.69	330.00	Horizontal	Horizontal	Pass
614.425	-55.52	-3.46	-13.0	-42.52	143.00	Horizontal	Horizontal	Pass
707.297	-64.32	-1.76	-13.0	-51.32	259.00	Horizontal	Horizontal	N/A
1414.500	-37.12	-1.79	-13.0	-24.12	270.00	Horizontal	Horizontal	Pass
9326.500	-39.11	19.16	-13.0	-26.11	245.00	Horizontal	Horizontal	Pass

21 NB-IOT Band 13

21.1 NB-IOT Band 13 3.75K QPSK, Middle Channel

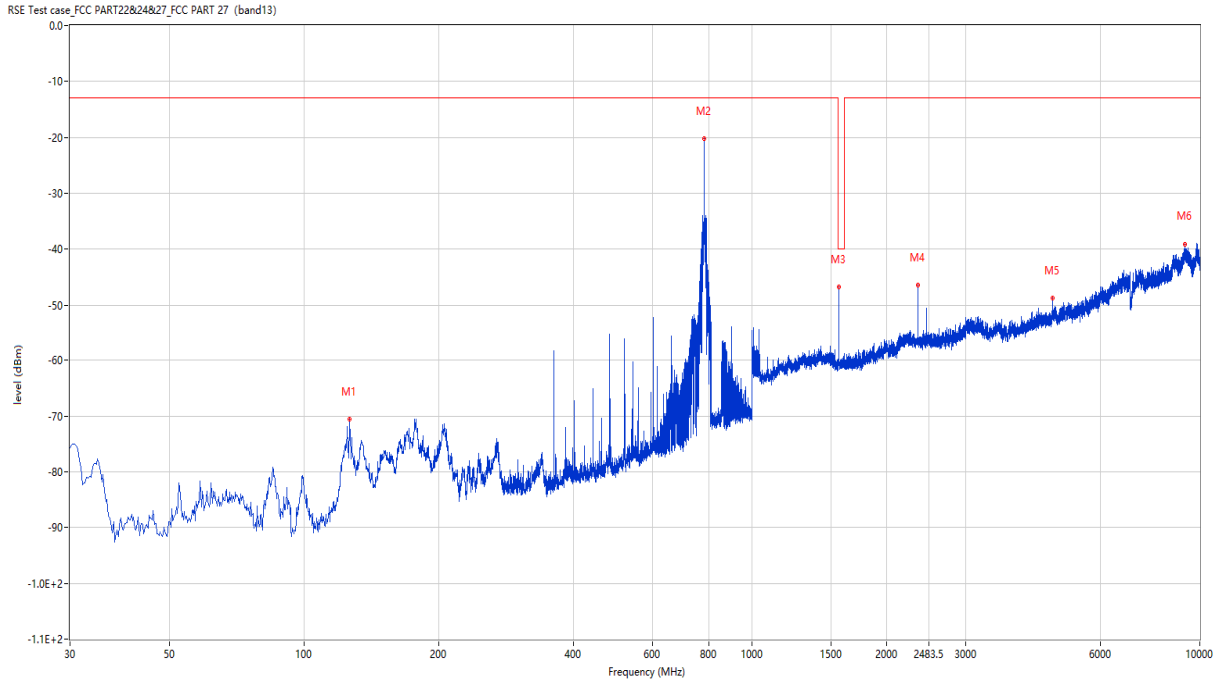
RSE-V NB-IOT Band 13 3.75K QPSK CH23230



Frequency (MHz)	Result (dBm)	Factor (dB)	PK Limit (dBm)	Over Limit (dB)	Table (o)	ANT	EUT	Verdict
34.608	-63.39	-19.80	-13.0	-50.39	192.00	Vertical	Horizontal	Pass
781.993	-23.44	-1.04	-13.0	-10.44	12.00	Vertical	Horizontal	N/A
1564.000	-47.71	-4.40	-40.0	-7.71	344.00	Vertical	Horizontal	Pass
2345.500	-45.06	0.45	-13.0	-32.06	334.00	Vertical	Horizontal	Pass
4691.000	-41.57	8.05	-13.0	-28.57	249.00	Vertical	Horizontal	Pass
7324.750	-42.22	14.37	-13.0	-29.22	357.00	Vertical	Horizontal	Pass

NB-IOT Band 13 3.75K QPSK, Middle Channel

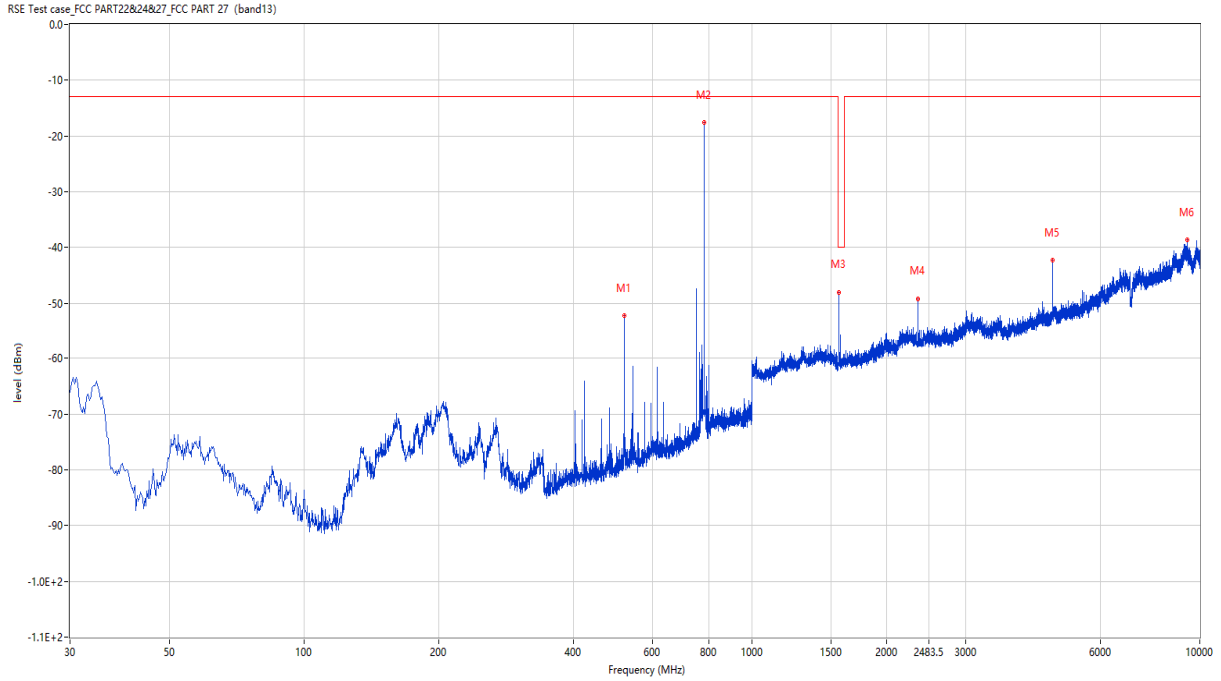
RSE-H NB-IOT Band 13 3.75K QPSK CH23230



Frequency (MHz)	Result (dBm)	Factor (dB)	PK Limit (dBm)	Over Limit (dB)	Table (o)	ANT	EUT	Verdict
126.515	-70.61	-21.13	-13.0	-57.61	202.00	Horizontal	Horizontal	Pass
781.993	-20.73	-1.04	-13.0	-7.73	221.00	Horizontal	Horizontal	N/A
1563.500	-47.71	-4.27	-40.0	-7.71	192.00	Horizontal	Horizontal	Pass
2346.000	-46.45	0.41	-13.0	-33.45	197.00	Horizontal	Horizontal	Pass
4691.000	-48.70	8.05	-13.0	-35.70	340.00	Horizontal	Horizontal	Pass
9255.999	-39.02	18.78	-13.0	-26.02	1.00	Horizontal	Horizontal	Pass

21.2 NB-IOT Band 13 3.75K BPSK, Middle Channel

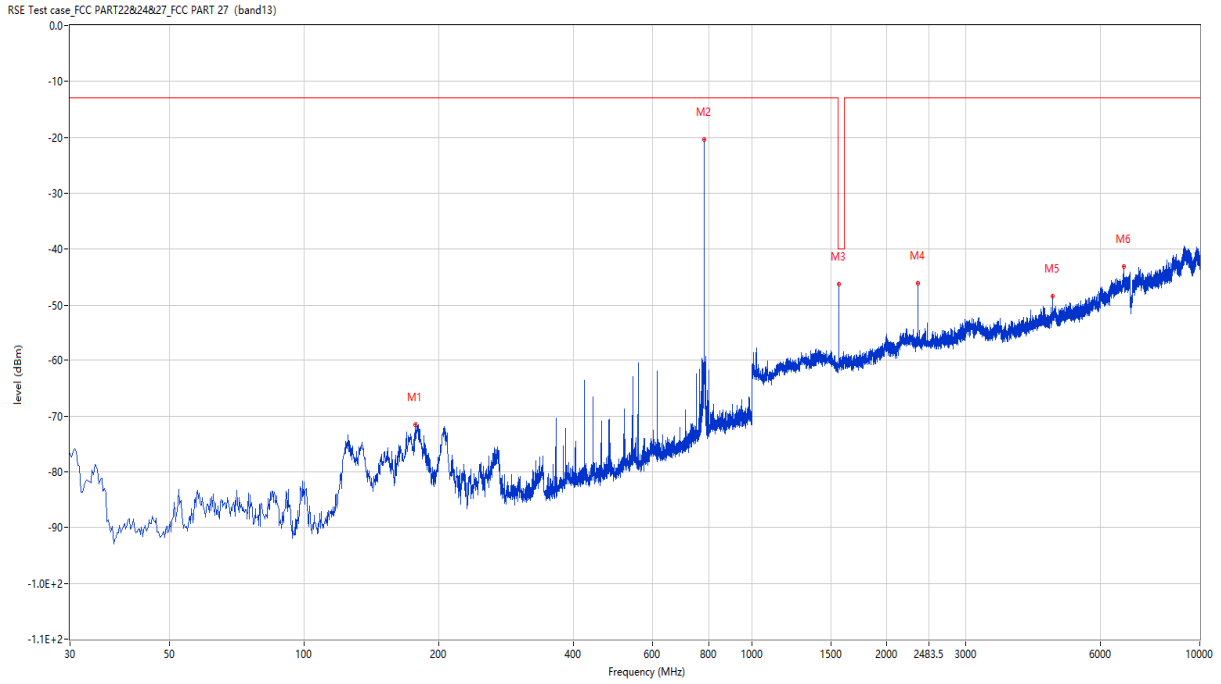
RSE-V NB-IOT Band 13 3.75K BPSK CH23230



Frequency (MHz)	Result (dBm)	Factor (dB)	PK Limit (dBm)	Over Limit (dB)	Table (o)	ANT	EUT	Verdict
518.395	-52.22	-6.89	-13.0	-39.22	111.00	Vertical	Horizontal	Pass
781.993	-17.39	-1.04	-13.0	-4.39	12.00	Vertical	Horizontal	N/A
1564.000	-47.03	-4.40	-40.0	-7.03	1.00	Vertical	Horizontal	Pass
2345.500	-49.15	0.45	-13.0	-36.15	327.00	Vertical	Horizontal	Pass
4691.000	-42.28	8.05	-13.0	-29.28	255.00	Vertical	Horizontal	Pass
9364.000	-38.68	18.92	-13.0	-25.68	18.00	Vertical	Horizontal	Pass

NB-IOT Band 13 3.75K BPSK, Middle Channel

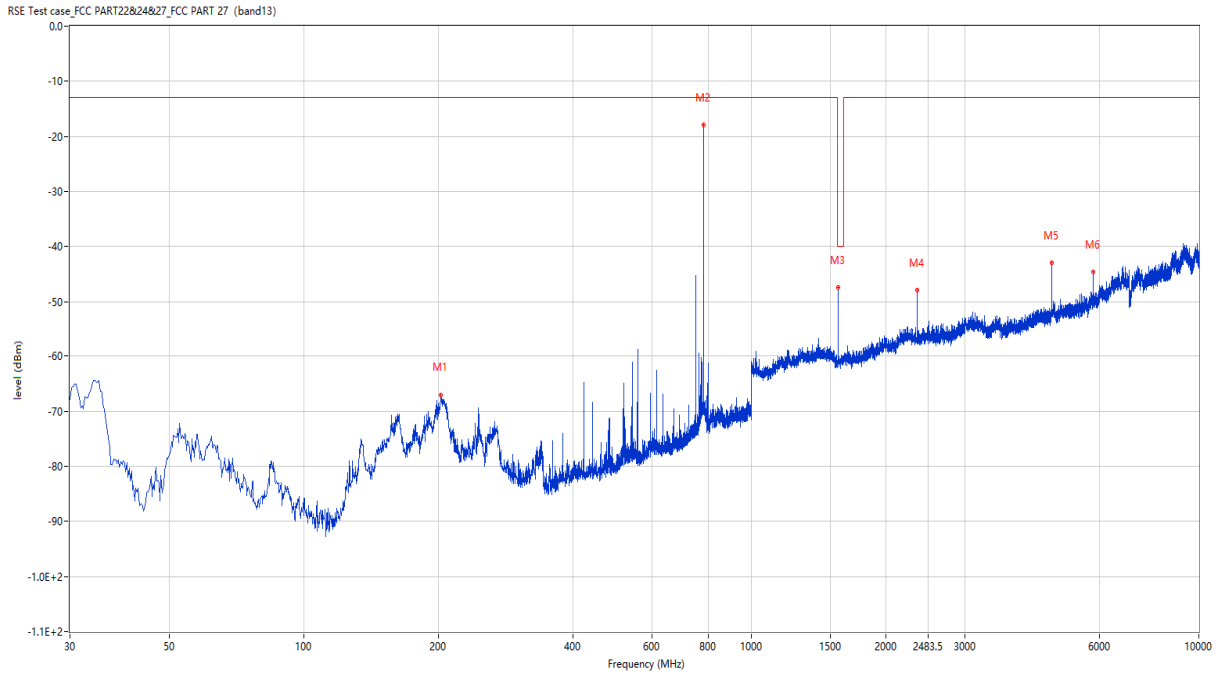
RSE-H NB-IOT Band 13 3.75K BPSK CH23230



Frequency (MHz)	Result (dBm)	Factor (dB)	PK Limit (dBm)	Over Limit (dB)	Table (o)	ANT	EUT	Verdict
177.197	-71.54	-17.94	-13.0	-58.54	14.00	Horizontal	Horizontal	Pass
781.993	-20.61	-1.04	-13.0	-7.61	215.00	Horizontal	Horizontal	N/A
1564.000	-46.15	-4.40	-40.0	-6.15	189.00	Horizontal	Horizontal	Pass
2345.500	-46.12	0.45	-13.0	-33.12	189.00	Horizontal	Horizontal	Pass
4692.000	-48.42	8.04	-13.0	-35.42	220.00	Horizontal	Horizontal	Pass
6761.000	-43.11	14.40	-13.0	-30.11	170.00	Horizontal	Horizontal	Pass

21.3 NB-IOT Band 13 15K QPSK, Middle Channel

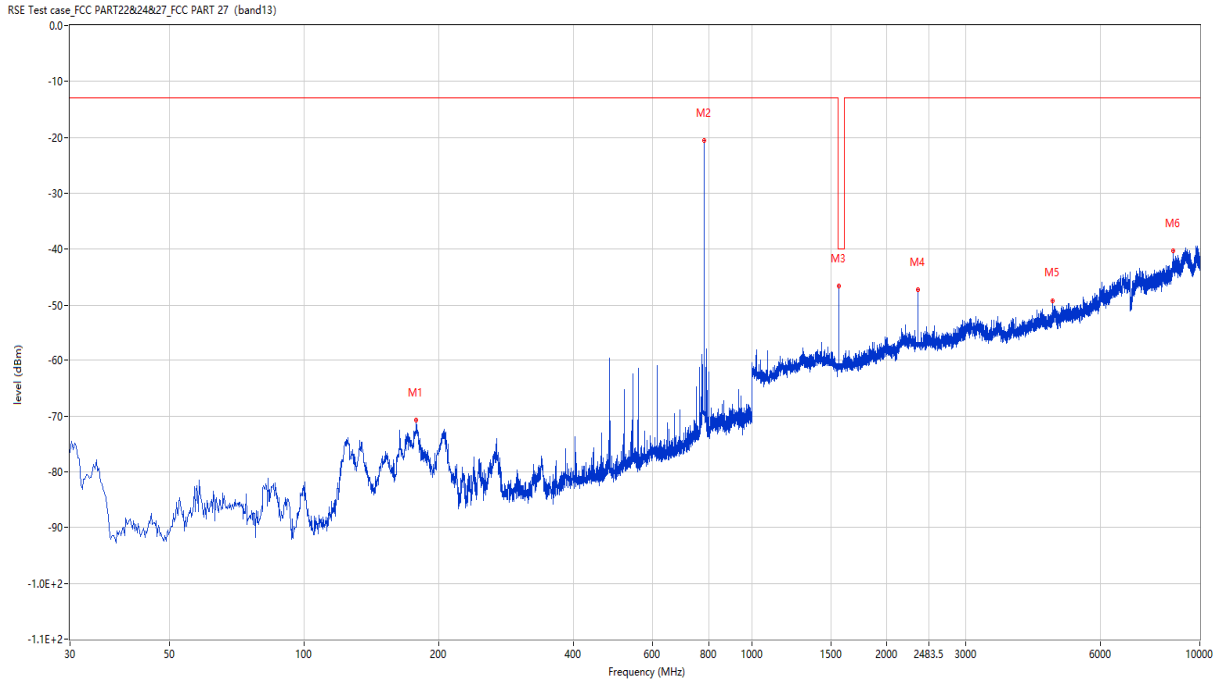
RSE-V NB-IOT Band 13 15K QPSK CH23230



Frequency (MHz)	Result (dBm)	Factor (dB)	PK Limit (dBm)	Over Limit (dB)	Table (o)	ANT	EUT	Verdict
202.417	-67.04	-17.61	-13.0	-54.04	44.00	Vertical	Horizontal	Pass
781.993	-17.73	-1.04	-13.0	-4.73	15.00	Vertical	Horizontal	N/A
1564.000	-47.44	-4.40	-40.0	-7.44	346.00	Vertical	Horizontal	Pass
2346.000	-47.91	0.41	-13.0	-34.91	353.00	Vertical	Horizontal	Pass
4692.000	-42.88	8.04	-13.0	-29.88	247.00	Vertical	Horizontal	Pass
5803.000	-44.62	10.34	-13.0	-31.62	74.00	Vertical	Horizontal	Pass

NB-IOT Band 13 15K QPSK, Middle Channel

RSE-H NB-IOT Band 13 15K QPSK CH23230

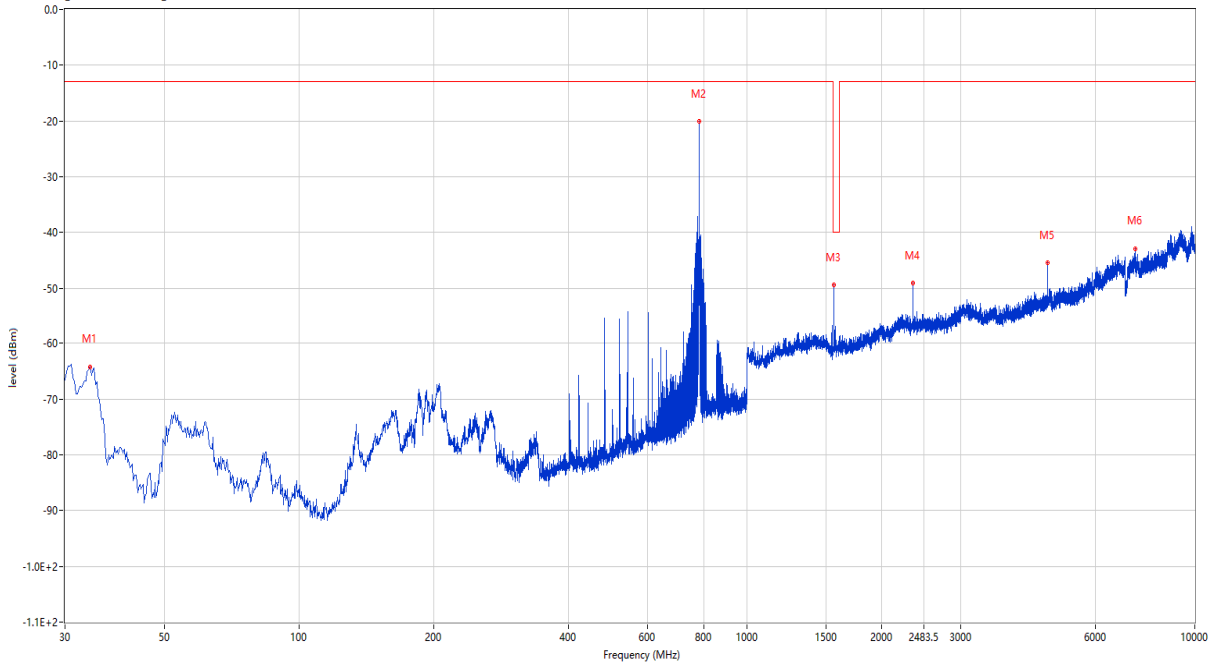


Frequency (MHz)	Result (dBm)	Factor (dB)	PK Limit (dBm)	Over Limit (dB)	Table (o)	ANT	EUT	Verdict
177.682	-70.82	-17.77	-13.0	-57.82	0.00	Horizontal	Horizontal	Pass
781.993	-20.53	-1.04	-13.0	-7.53	212.00	Horizontal	Horizontal	N/A
1564.000	-46.12	-4.40	-40.0	-6.12	179.00	Horizontal	Horizontal	Pass
2346.000	-47.25	0.41	-13.0	-34.25	200.00	Horizontal	Horizontal	Pass
4692.000	-49.12	8.04	-13.0	-36.12	133.00	Horizontal	Horizontal	Pass
8725.750	-40.32	18.38	-13.0	-27.32	75.00	Horizontal	Horizontal	Pass

21.4 NB-IOT Band 13 15K BPSK, Middle Channel

RSE-V NB-IOT Band 13 15K BPSK CH23230

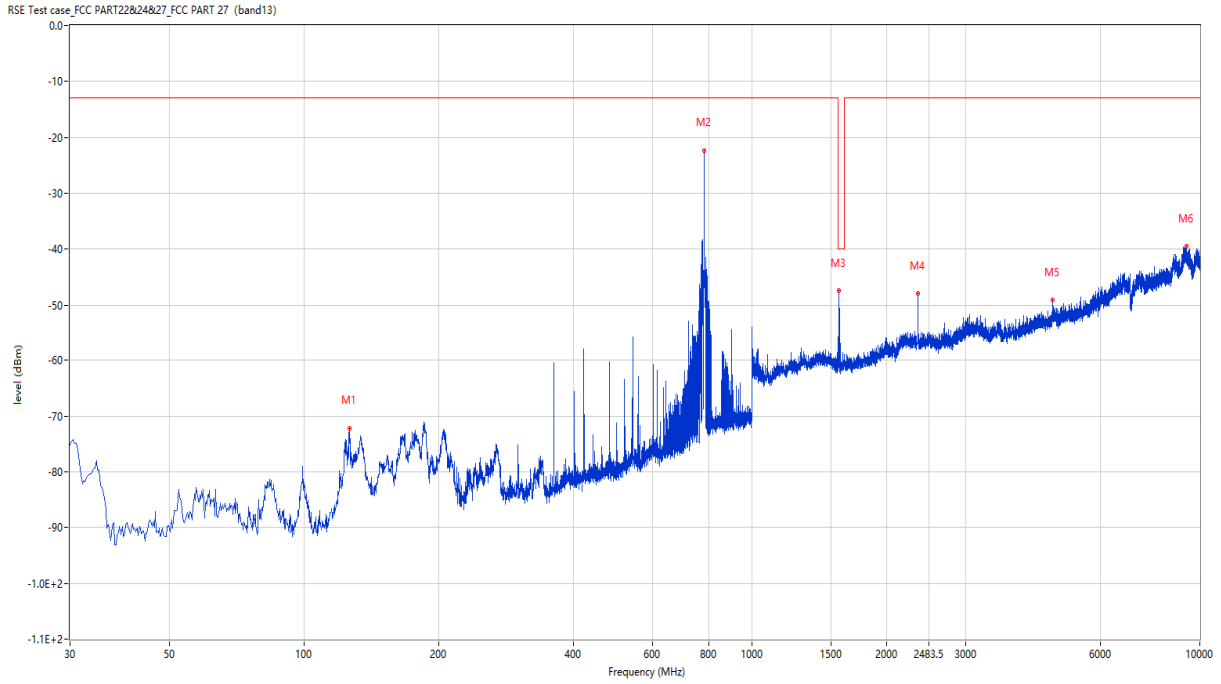
RSE Test case_FCC PART22&24&27_FCC PART 27 (band13)



Frequency (MHz)	Result (dBm)	Factor (dB)	PK Limit (dBm)	Over Limit (dB)	Table (o)	ANT	EUT	Verdict
34.123	-64.22	-20.52	-13.0	-51.22	2.00	Vertical	Horizontal	Pass
781.993	-19.96	-1.04	-13.0	-6.96	361.00	Vertical	Horizontal	N/A
1563.500	-49.38	-4.27	-40.0	-9.38	348.00	Vertical	Horizontal	Pass
2345.500	-48.00	0.45	-13.0	-35.00	339.00	Vertical	Horizontal	Pass
4691.000	-45.45	8.05	-13.0	-32.45	282.00	Vertical	Horizontal	Pass
7349.500	-42.83	14.51	-13.0	-29.83	125.00	Vertical	Horizontal	Pass

NB-IOT Band 13 15K BPSK, Middle Channel

RSE-H NB-IOT Band 13 15K BPSK CH23230

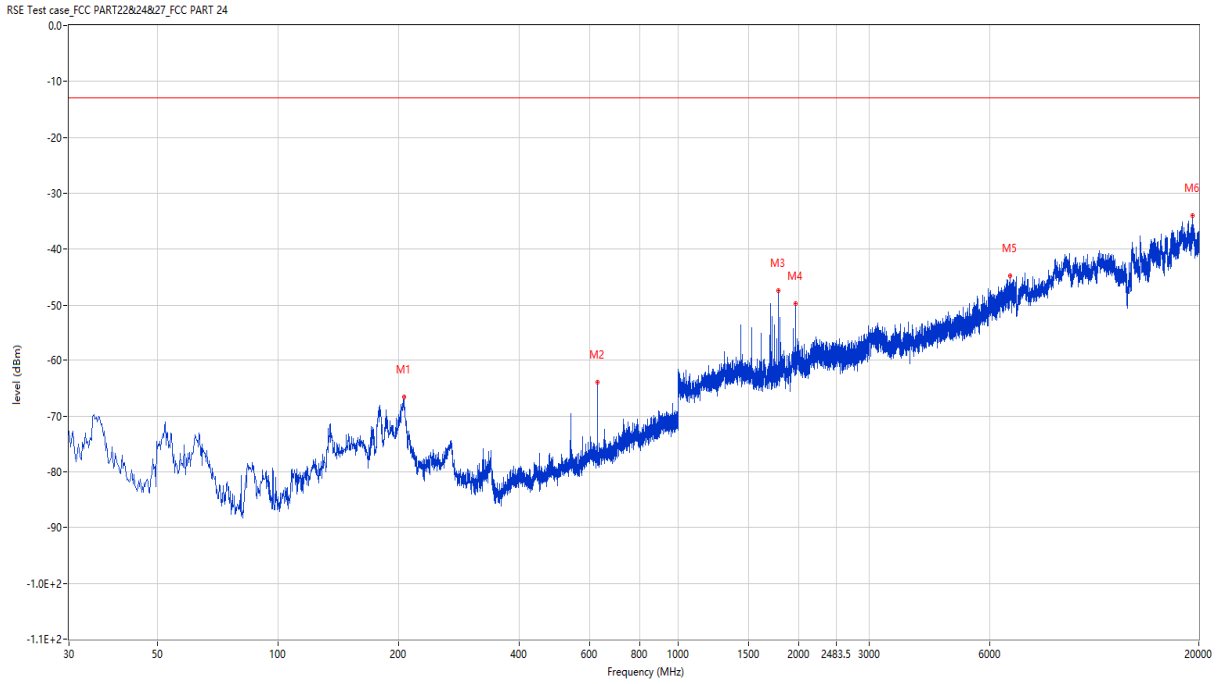


Frequency (MHz)	Result (dBm)	Factor (dB)	PK Limit (dBm)	Over Limit (dB)	Table (o)	ANT	EUT	Verdict
126.030	-72.24	-21.04	-13.0	-59.24	194.00	Horizontal	Horizontal	Pass
781.993	-22.66	-1.04	-13.0	-9.66	224.00	Horizontal	Horizontal	N/A
1564.000	-47.30	-4.40	-40.0	-7.30	180.00	Horizontal	Horizontal	Pass
2345.500	-47.92	0.45	-13.0	-34.92	180.00	Horizontal	Horizontal	Pass
4692.000	-49.06	8.04	-13.0	-36.06	179.00	Horizontal	Horizontal	Pass
9322.750	-39.45	19.23	-13.0	-26.45	134.00	Horizontal	Horizontal	Pass

25 NB-IOT Band 25

25.1 NB-IOT Band 25 3.75K QPSK, Middle Channel

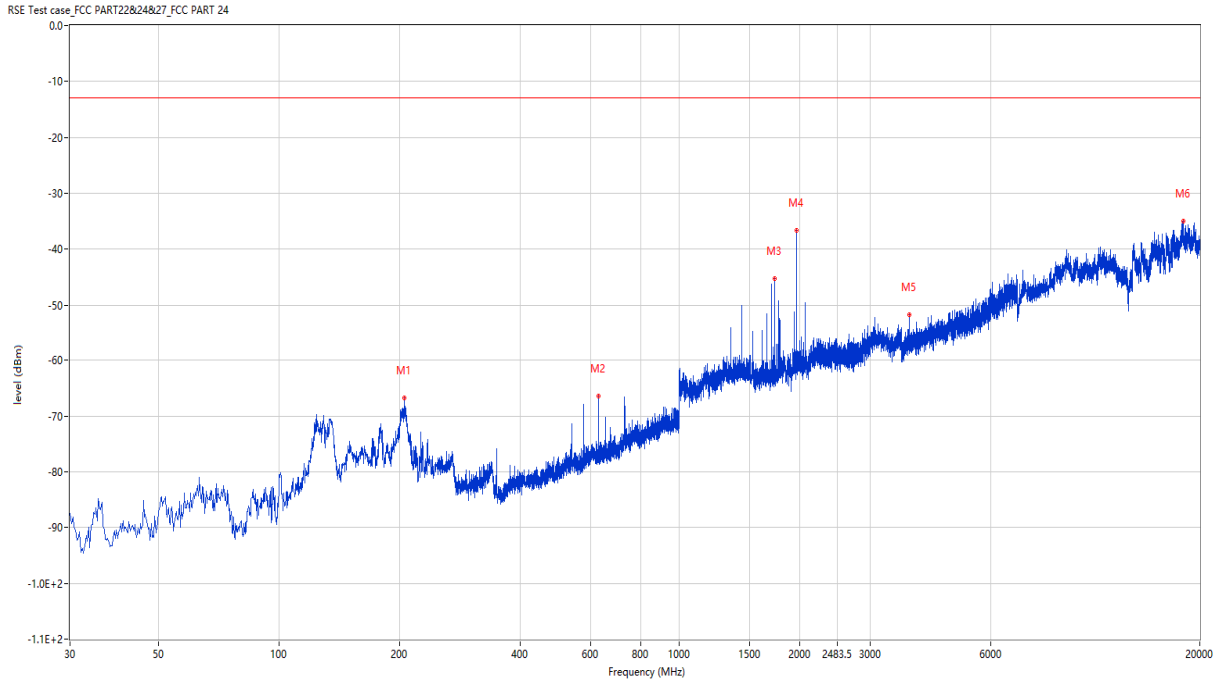
RSE-V NB-IOT Band 25 3.75K QPSK CH26363



Frequency (MHz)	Result (dBm)	Factor (dB)	PK Limit (dBm)	Over Limit (dB)	Table (o)	ANT	EUT	Verdict
206.055	-66.68	-17.45	-13.0	-53.68	198.00	Vertical	Horizontal	Pass
627.520	-63.90	-4.82	-13.0	-50.90	40.00	Vertical	Horizontal	Pass
1780.500	-47.40	-3.13	-13.0	-34.40	46.00	Vertical	Horizontal	Pass
1962.500	-49.78	-1.63	-13.0	-36.78	125.00	Vertical	Horizontal	N/A
6752.000	-44.73	14.52	-13.0	-31.73	142.00	Vertical	Horizontal	Pass
19298.001	-33.91	35.67	-13.0	-20.91	293.00	Vertical	Horizontal	Pass

NB-IOT Band 25 3.75K QPSK, Middle Channel

RSE-H NB-IOT Band 25 3.75K QPSK CH26363

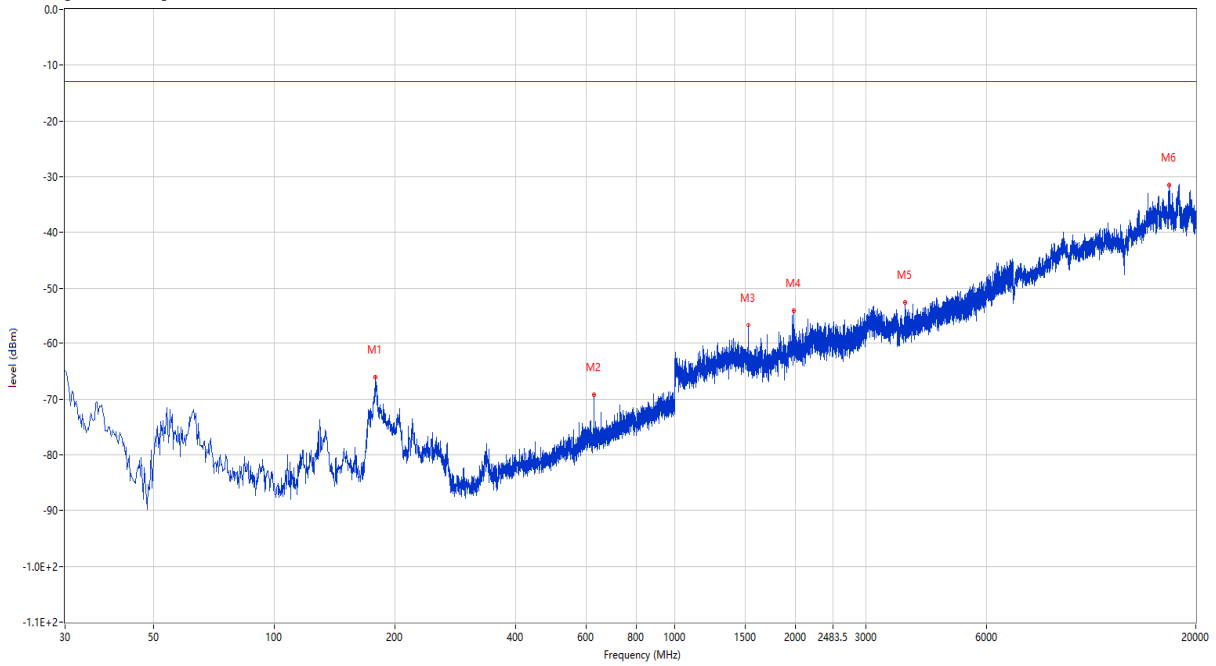


Frequency (MHz)	Result (dBm)	Factor (dB)	PK Limit (dBm)	Over Limit (dB)	Table (o)	ANT	EUT	Verdict
205.328	-66.69	-17.64	-13.0	-53.69	191.00	Horizontal	Horizontal	Pass
627.278	-66.51	-4.66	-13.0	-53.51	280.00	Horizontal	Horizontal	Pass
1733.500	-45.18	-3.93	-13.0	-32.18	360.00	Horizontal	Horizontal	Pass
1962.500	-36.61	-1.63	-13.0	-23.61	210.00	Horizontal	Horizontal	N/A
3765.000	-51.74	6.20	-13.0	-38.74	46.00	Horizontal	Horizontal	Pass
18163.751	-34.97	34.19	-13.0	-21.97	19.00	Horizontal	Horizontal	Pass

25.2 NB-IOT Band 25 3.75K BPSK, Middle Channel

RSE-V NB-IOT Band 25 3.75K BPSK CH26363

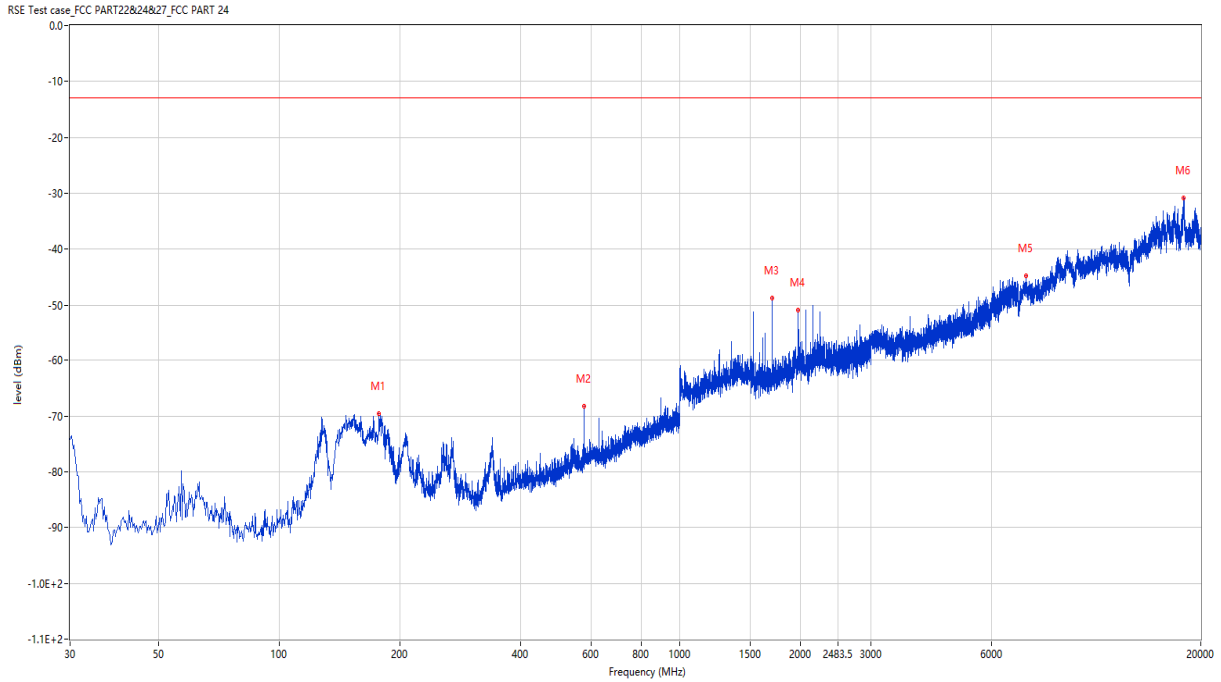
RSE Test case_FCC PART22&24&27_FCC PART 24



Frequency (MHz)	Result (dBm)	Factor (dB)	PK Limit (dBm)	Over Limit (dB)	Table (o)	ANT	EUT	Verdict
178.410	-66.17	-17.81	-13.0	-53.17	119.00	Vertical	Horizontal	Pass
627.520	-69.30	-4.82	-13.0	-56.30	360.00	Vertical	Horizontal	Pass
1524.000	-51.72	-3.64	-13.0	-38.72	39.00	Vertical	Horizontal	Pass
1962.500	-54.08	-1.52	-13.0	-41.08	201.00	Vertical	Horizontal	N/A
3765.000	-52.53	6.20	-13.0	-39.53	241.00	Vertical	Horizontal	Pass
17156.250	-31.55	31.17	-13.0	-18.55	145.00	Vertical	Horizontal	Pass

NB-IOT Band 25 3.75K BPSK, Middle Channel

RSE-H NB-IOT Band 25 3.75K BPSK CH26363

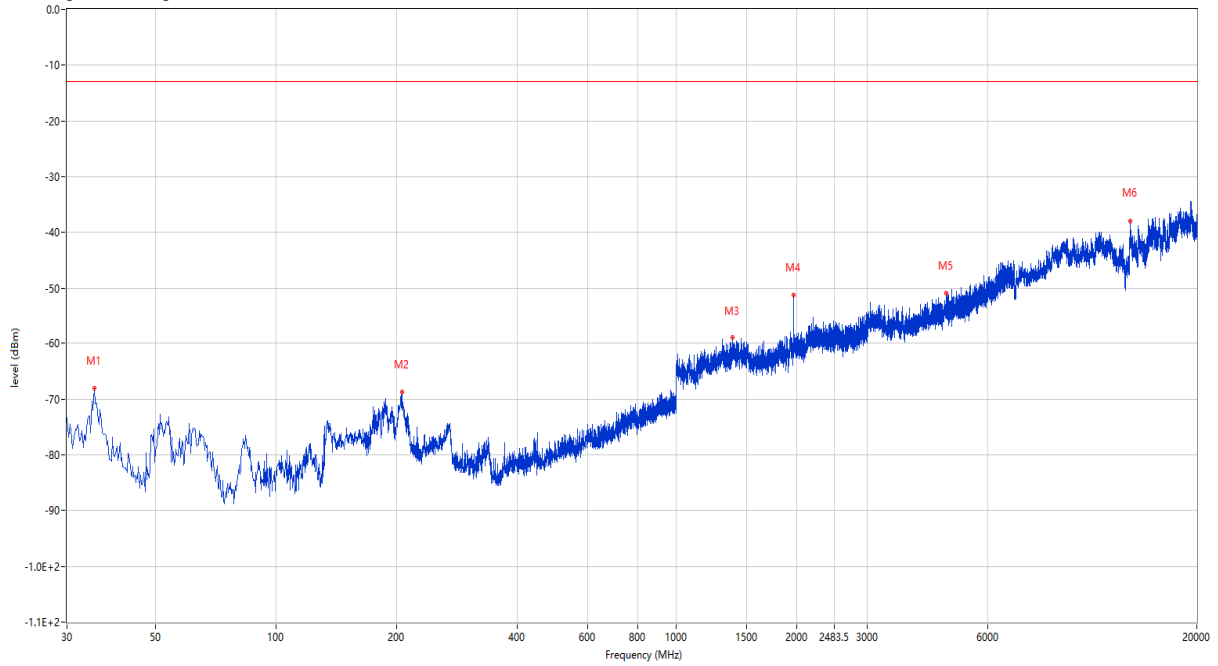


Frequency (MHz)	Result (dBm)	Factor (dB)	PK Limit (dBm)	Over Limit (dB)	Table (o)	ANT	EUT	Verdict
177.440	-69.64	-17.96	-13.0	-56.64	9.00	Horizontal	Horizontal	Pass
576.838	-68.27	-5.69	-13.0	-55.27	108.00	Horizontal	Horizontal	Pass
1703.000	-48.63	-4.20	-13.0	-35.63	243.00	Horizontal	Horizontal	Pass
1962.000	-50.90	-1.21	-13.0	-37.90	303.00	Horizontal	Horizontal	N/A
7328.250	-44.78	14.32	-13.0	-31.78	72.00	Horizontal	Horizontal	Pass
18095.499	-30.89	33.67	-13.0	-17.89	188.00	Horizontal	Horizontal	Pass

25.3 NB-IOT Band 25 15K QPSK, Middle Channel

RSE-V NB-IOT Band 25 15K QPSK CH26363

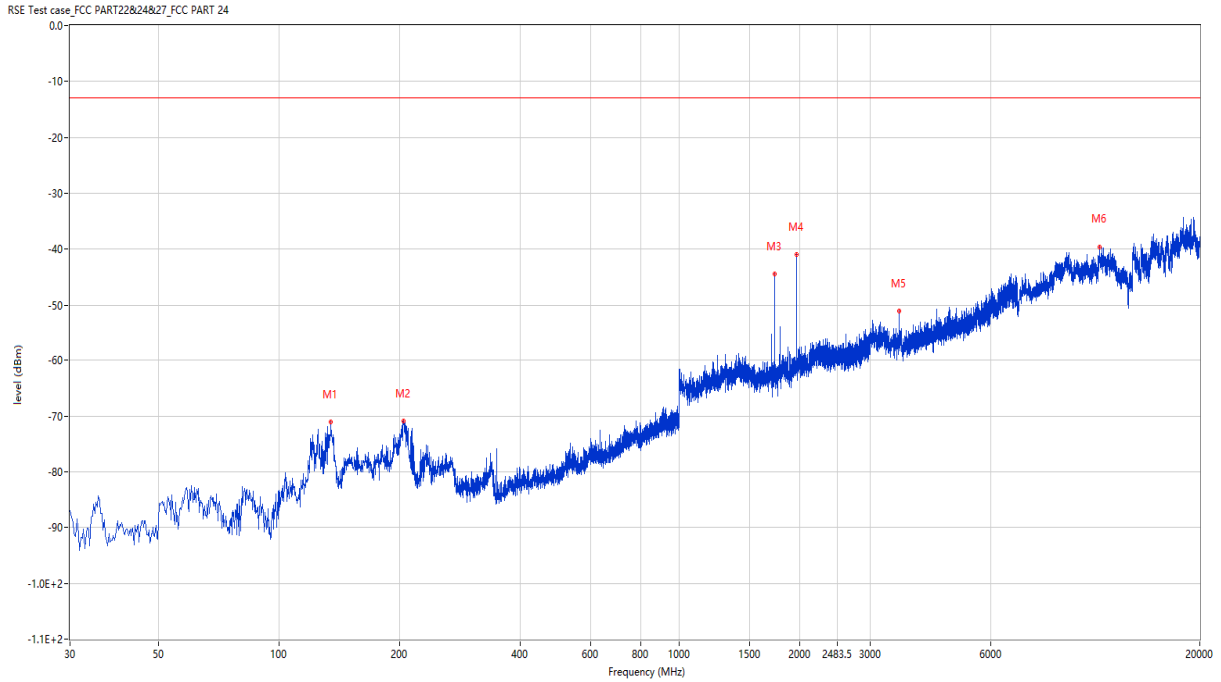
RSE Test case_FCC PART22&24&27_FCC PART 24



Frequency (MHz)	Result (dBm)	Factor (dB)	PK Limit (dBm)	Over Limit (dB)	Table (o)	ANT	EUT	Verdict
35.093	-68.10	-19.45	-13.0	-55.10	165.00	Vertical	Horizontal	Pass
206.298	-68.82	-17.58	-13.0	-55.82	203.00	Vertical	Horizontal	Pass
1382.500	-58.98	-3.19	-13.0	-45.98	101.00	Vertical	Horizontal	Pass
1962.500	-51.25	-1.63	-13.0	-38.25	143.00	Vertical	Horizontal	N/A
4729.000	-50.88	8.50	-13.0	-37.88	294.00	Vertical	Horizontal	Pass
13613.750	-37.87	22.38	-13.0	-24.87	303.00	Vertical	Horizontal	Pass

NB-IOT Band 25 15K QPSK, Middle Channel

RSE-H NB-IOT Band 25 15K QPSK CH26363

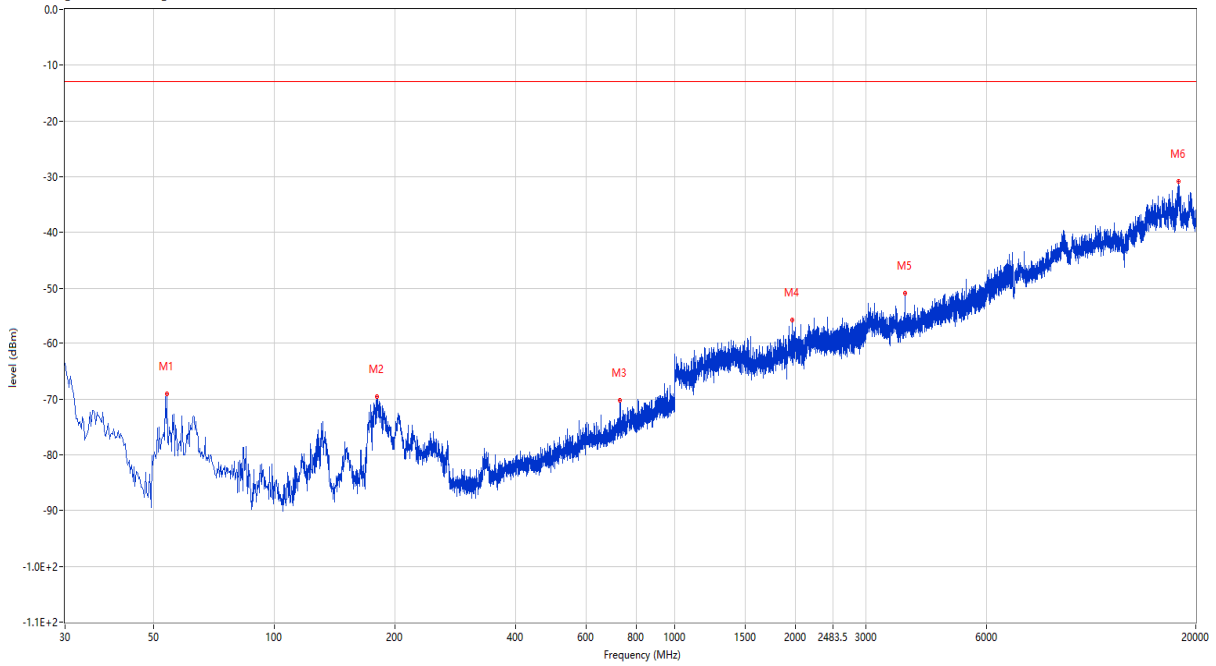


Frequency (MHz)	Result (dBm)	Factor (dB)	PK Limit (dBm)	Over Limit (dB)	Table (o)	ANT	EUT	Verdict
134.518	-71.05	-22.06	-13.0	-58.05	234.00	Horizontal	Horizontal	Pass
204.115	-70.93	-17.72	-13.0	-57.93	195.00	Horizontal	Horizontal	Pass
1733.000	-44.37	-3.96	-13.0	-31.37	134.00	Horizontal	Horizontal	Pass
1962.500	-40.88	-1.63	-13.0	-27.88	134.00	Horizontal	Horizontal	N/A
3547.000	-51.01	4.76	-13.0	-38.01	80.00	Horizontal	Horizontal	Pass
11241.250	-39.52	21.13	-13.0	-26.52	143.00	Horizontal	Horizontal	Pass

25.4 NB-IOT Band 25 15K BPSK, Middle Channel

RSE-V NB-IOT Band 25 15K BPSK CH26363

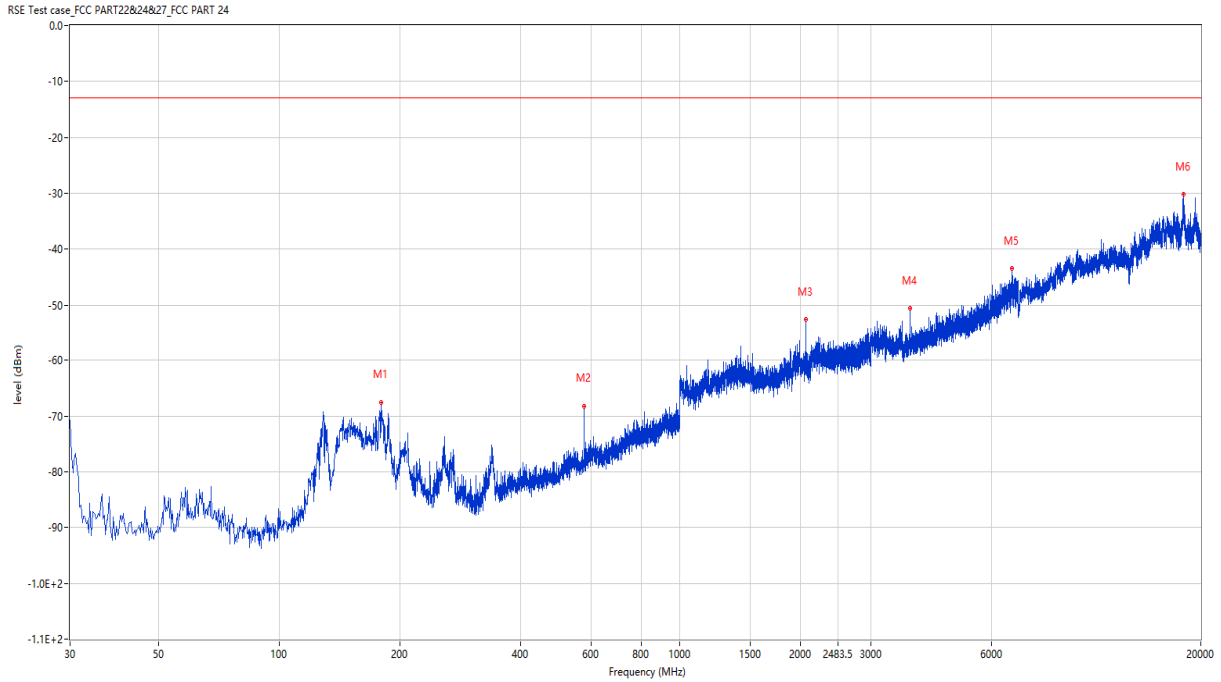
RSE Test case_FCC PART22&24&27_FCC PART 24



Frequency (MHz)	Result (dBm)	Factor (dB)	PK Limit (dBm)	Over Limit (dB)	Table (o)	ANT	EUT	Verdict
54.008	-69.07	-16.68	-13.0	-56.07	144.00	Vertical	Horizontal	Pass
180.592	-69.56	-17.60	-13.0	-56.56	72.00	Vertical	Horizontal	Pass
730.340	-70.32	-2.40	-13.0	-57.32	1.00	Vertical	Horizontal	Pass
1963.000	-55.62	-1.65	-13.0	-42.62	325.00	Vertical	Horizontal	N/A
3765.000	-50.87	6.20	-13.0	-37.87	115.00	Vertical	Horizontal	Pass
18072.750	-30.90	33.45	-13.0	-17.90	0.00	Vertical	Horizontal	Pass

NB-IOT Band 25 15K BPSK, Middle Channel

RSE-H NB-IOT Band 25 15K BPSK CH26363

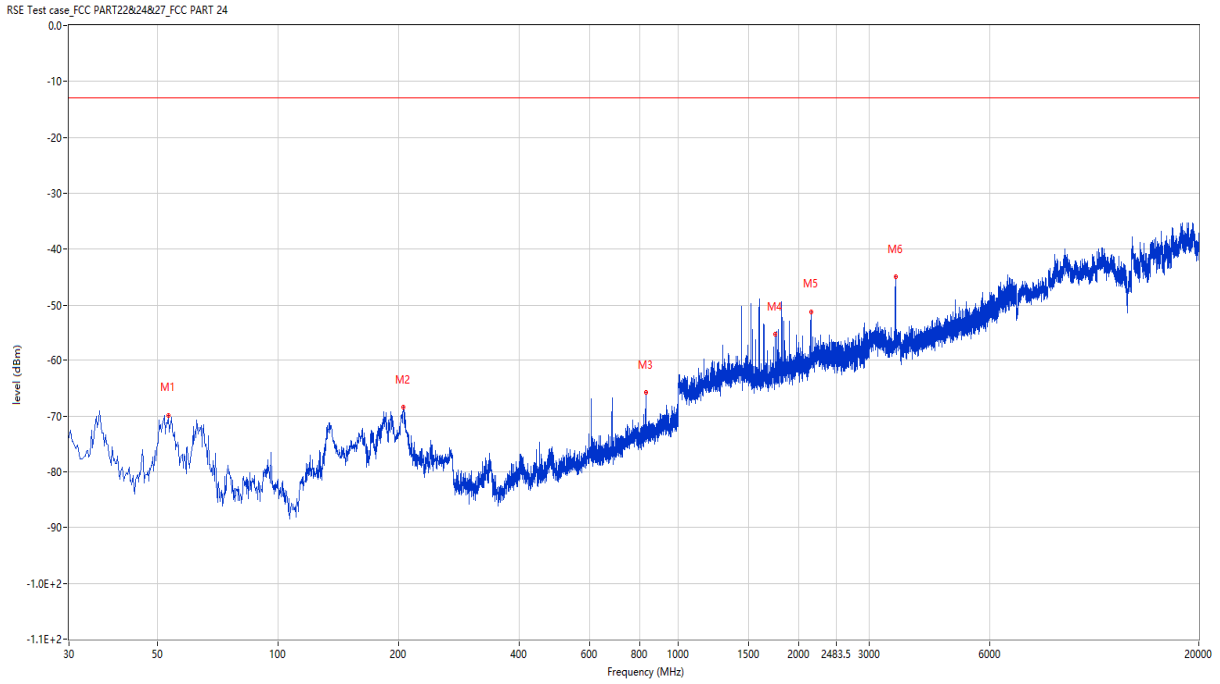


Frequency (MHz)	Result (dBm)	Factor (dB)	PK Limit (dBm)	Over Limit (dB)	Table (o)	ANT	EUT	Verdict
179.865	-67.54	-17.64	-13.0	-54.54	17.00	Horizontal	Horizontal	Pass
576.838	-68.20	-5.69	-13.0	-55.20	130.00	Horizontal	Horizontal	Pass
2061.500	-52.59	-1.47	-13.0	-39.59	116.00	Horizontal	Horizontal	Pass
3764.000	-50.56	6.21	-13.0	-37.56	226.00	Horizontal	Horizontal	Pass
6764.000	-43.38	14.30	-13.0	-30.38	93.00	Horizontal	Horizontal	Pass
18115.000	-30.10	33.86	-13.0	-17.10	78.00	Horizontal	Horizontal	Pass

26 NB-IOT Band 66

26.1 NB-IOT Band 66 3.75K QPSK, Middle Channel

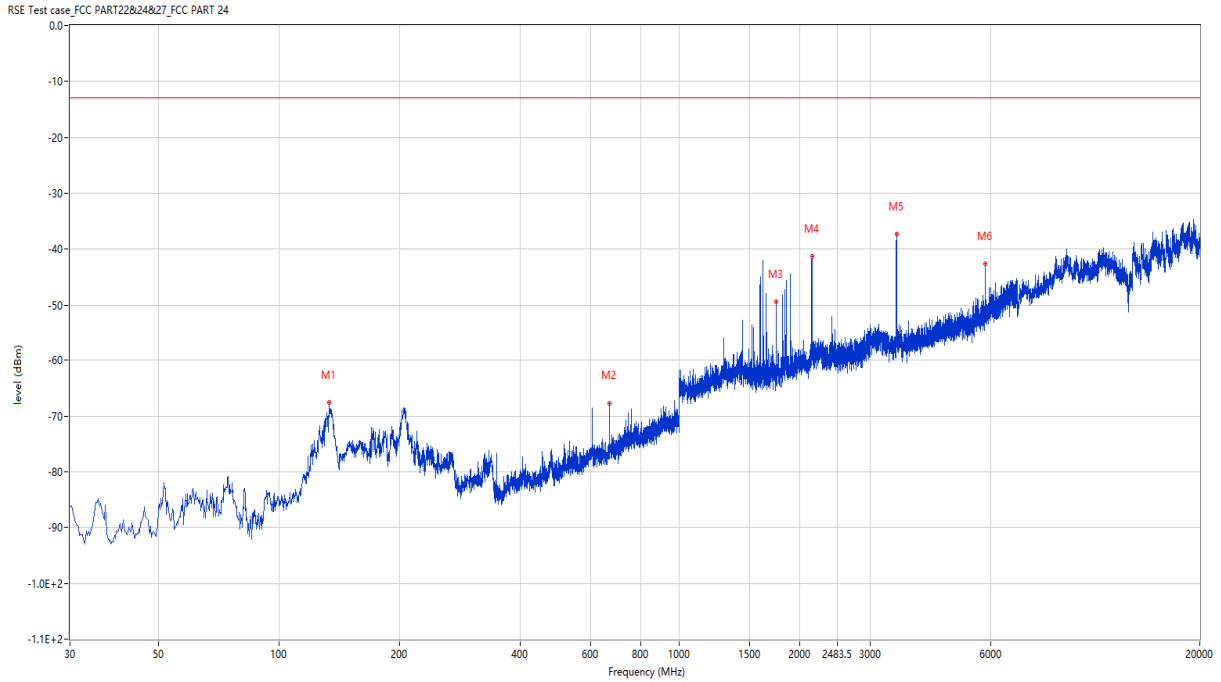
RSE-V NB-IOT Band 66 3.75K QPSK CH132322



Frequency (MHz)	Result (dBm)	Factor (dB)	PK Limit (dBm)	Over Limit (dB)	Table (o)	ANT	EUT	Verdict
53.280	-69.84	-16.98	-13.0	-56.84	292.00	Vertical	Horizontal	Pass
205.812	-68.42	-17.42	-13.0	-55.42	207.00	Vertical	Horizontal	Pass
828.795	-65.77	-0.67	-13.0	-52.77	278.00	Vertical	Horizontal	Pass
1745.000	-55.14	-2.10	-13.0	-42.14	346.00	Vertical	Horizontal	N/A
2145.000	-51.11	-0.02	-13.0	-38.11	239.00	Vertical	Horizontal	N/A
3490.000	-44.90	4.38	-13.0	-31.90	73.00	Vertical	Horizontal	Pass

NB-IOT Band 66 3.75K QPSK, Middle Channel

RSE-H NB-IOT Band 66 3.75K QPSK CH132322

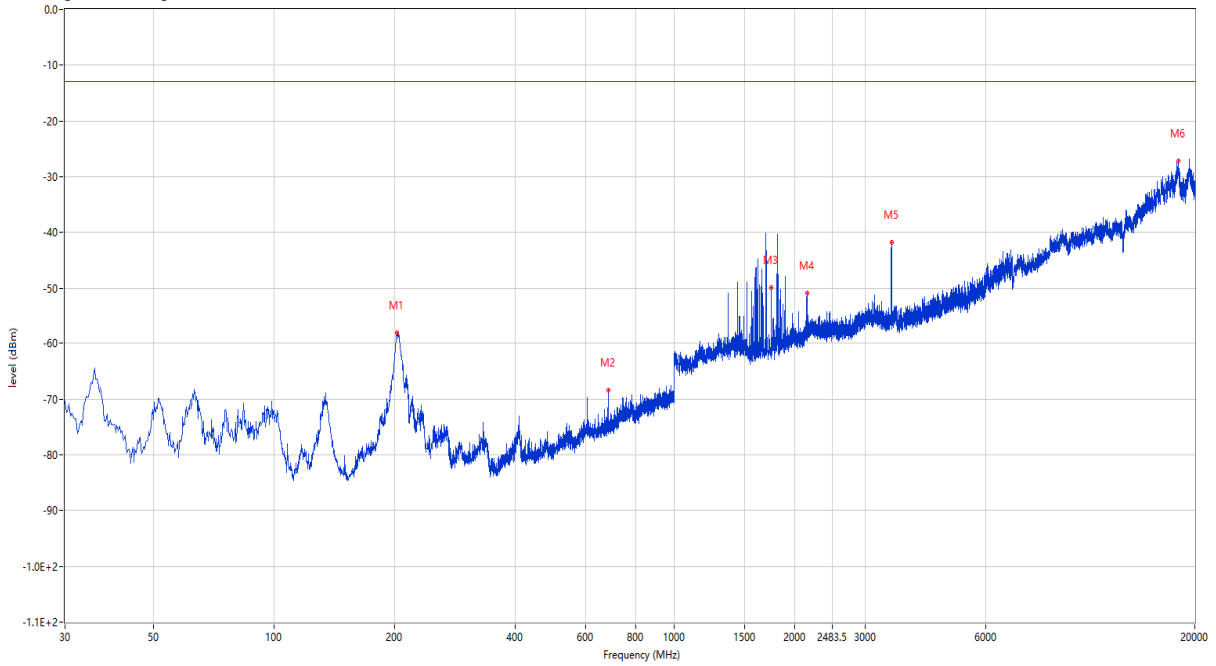


Frequency (MHz)	Result (dBm)	Factor (dB)	PK Limit (dBm)	Over Limit (dB)	Table (o)	ANT	EUT	Verdict
133.062	-67.64	-21.88	-13.0	-54.64	19.00	Horizontal	Horizontal	Pass
669.715	-67.69	-4.23	-13.0	-54.69	295.00	Horizontal	Horizontal	Pass
1745.000	-49.40	-2.10	-13.0	-36.40	360.00	Horizontal	Horizontal	N/A
2145.000	-41.31	-0.02	-13.0	-28.31	121.00	Horizontal	Horizontal	N/A
3490.000	-37.23	4.38	-13.0	-24.23	261.00	Horizontal	Horizontal	Pass
5819.000	-42.54	10.22	-13.0	-29.54	126.00	Horizontal	Horizontal	Pass

26.2 NB-IOT Band 66 3.75K BPSK, Middle Channel

RSE-V NB-IOT Band 66 3.75K BPSK CH132322

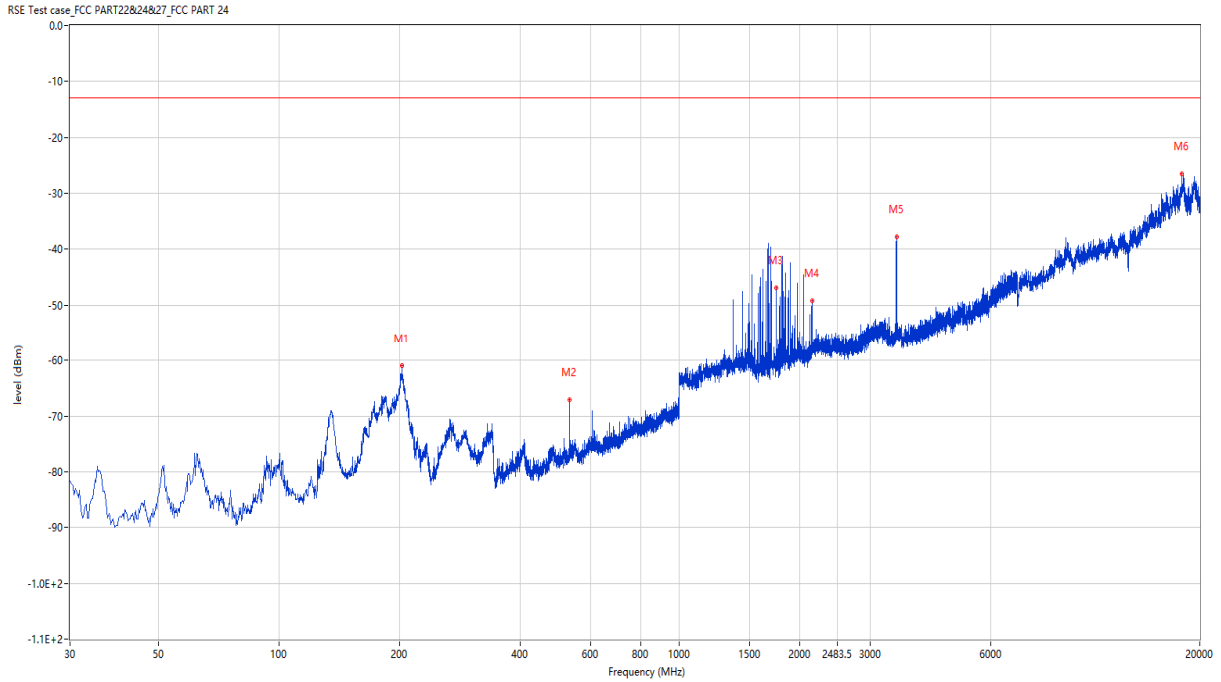
RSE Test case_FCC PART22&24&27_FCC PART 24



Frequency (MHz)	Result (dBm)	Factor (dB)	PK Limit (dBm)	Over Limit (dB)	Table (o)	ANT	EUT	Verdict
202.902	-58.07	-17.66	-13.0	-45.07	196.00	Vertical	Horizontal	Pass
682.810	-68.43	-3.71	-13.0	-55.43	185.00	Vertical	Horizontal	Pass
1745.000	-49.85	-2.10	-13.0	-36.85	280.00	Vertical	Horizontal	N/A
2145.000	-50.88	-0.02	-13.0	-37.88	265.00	Vertical	Horizontal	N/A
3490.000	-41.75	4.38	-13.0	-28.75	172.00	Vertical	Horizontal	Pass
18163.751	-27.16	34.19	-13.0	-14.16	7.00	Vertical	Horizontal	Pass

NB-IOT Band 66 3.75K BPSK, Middle Channel

RSE-H NB-IOT Band 66 3.75K BPSK CH132322

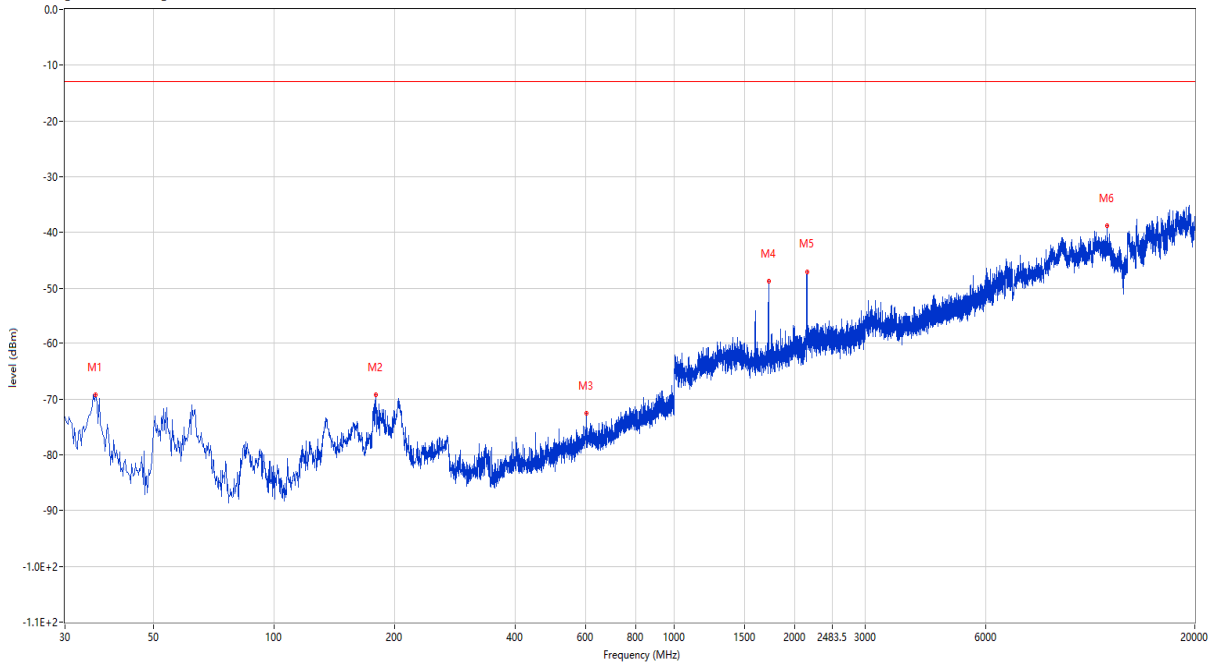


Frequency (MHz)	Result (dBm)	Factor (dB)	PK Limit (dBm)	Over Limit (dB)	Table (o)	ANT	EUT	Verdict
202.660	-61.04	-17.64	-13.0	-48.04	128.00	Horizontal	Horizontal	Pass
531.005	-67.07	-6.82	-13.0	-54.07	260.00	Horizontal	Horizontal	Pass
1745.000	-46.86	-2.10	-13.0	-33.86	275.00	Horizontal	Horizontal	N/A
2145.000	-49.19	-0.02	-13.0	-36.19	275.00	Horizontal	Horizontal	N/A
3490.000	-37.85	4.38	-13.0	-24.85	91.00	Horizontal	Horizontal	Pass
18066.250	-26.57	33.33	-13.0	-13.57	241.00	Horizontal	Horizontal	Pass

26.3 NB-IOT Band 66 15K QPSK, Middle Channel

RSE-V NB-IOT Band 66 15K QPSK CH132322

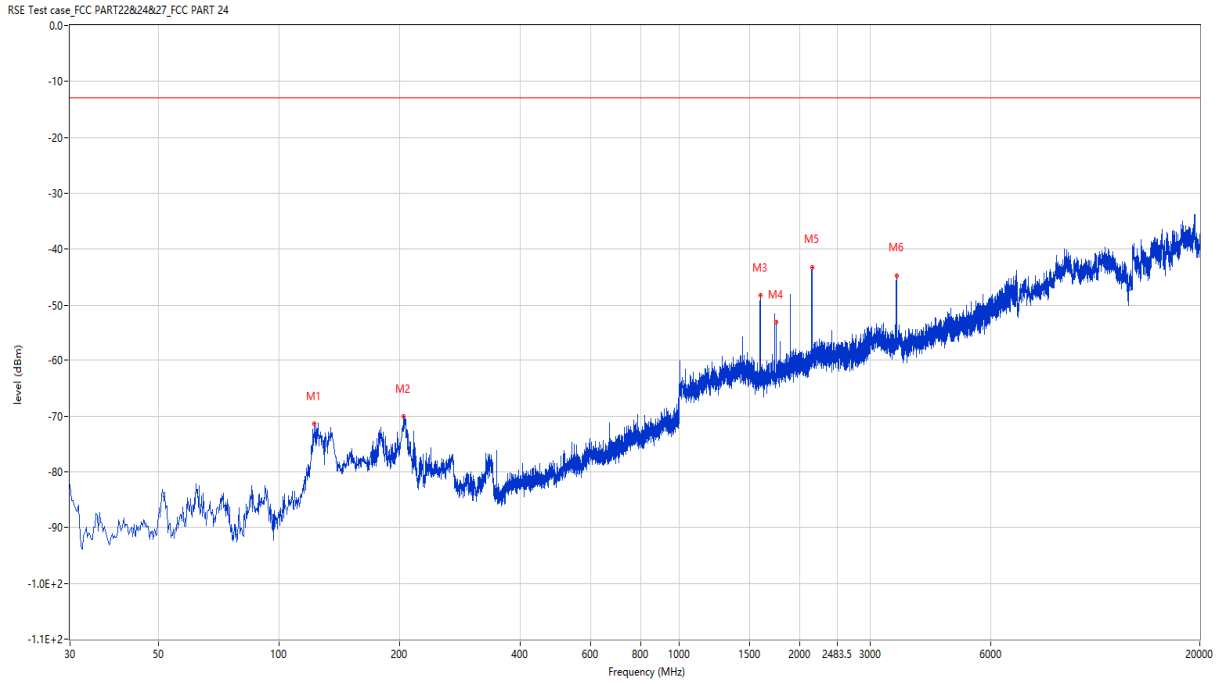
RSE Test case_FCC PART22&24&27_FCC PART 24



Frequency (MHz)	Result (dBm)	Factor (dB)	PK Limit (dBm)	Over Limit (dB)	Table (o)	ANT	EUT	Verdict
35.820	-69.24	-19.34	-13.0	-56.24	217.00	Vertical	Horizontal	Pass
179.138	-69.25	-17.60	-13.0	-56.25	57.00	Vertical	Horizontal	Pass
603.028	-72.57	-4.08	-13.0	-59.57	202.00	Vertical	Horizontal	Pass
1725.500	-48.65	-2.21	-13.0	-35.65	9.00	Vertical	Horizontal	N/A
2145.000	-46.97	-0.02	-13.0	-33.97	104.00	Vertical	Horizontal	N/A
12092.750	-38.80	21.22	-13.0	-25.80	305.00	Vertical	Horizontal	Pass

NB-IOT Band 66 15K QPSK, Middle Channel

RSE-H NB-IOT Band 66 15K QPSK CH132322

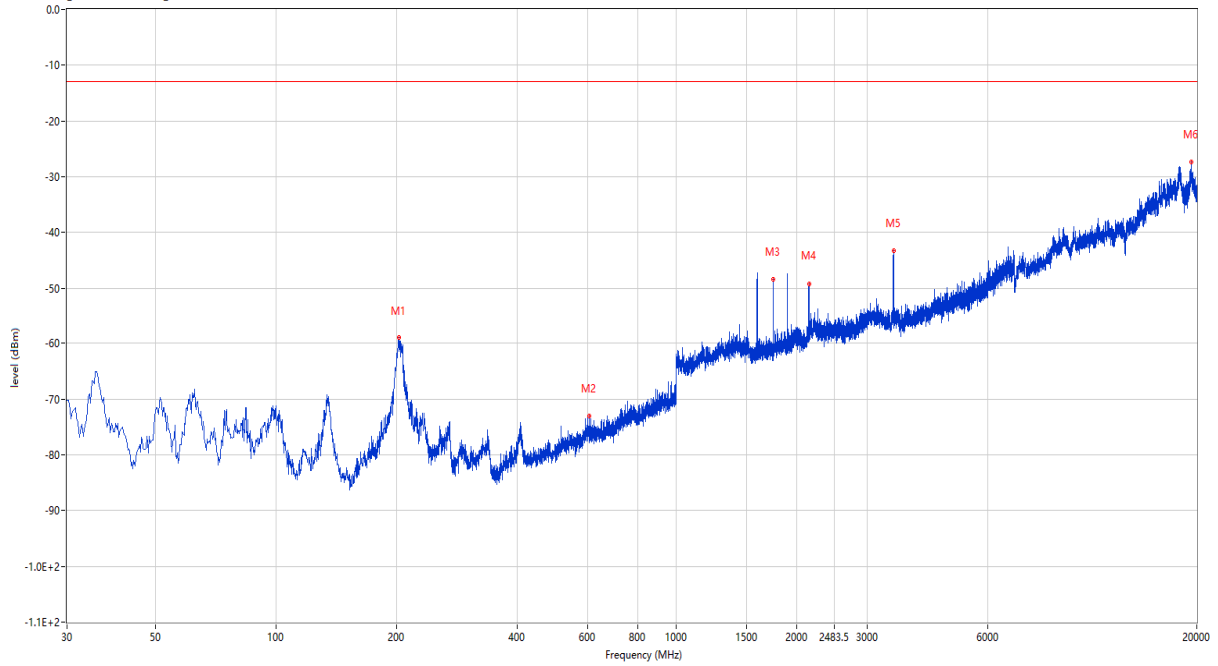


Frequency (MHz)	Result (dBm)	Factor (dB)	PK Limit (dBm)	Over Limit (dB)	Table (o)	ANT	EUT	Verdict
122.635	-71.42	-20.81	-13.0	-58.42	218.00	Horizontal	Horizontal	Pass
204.842	-70.12	-17.63	-13.0	-57.12	284.00	Horizontal	Horizontal	Pass
1593.000	-48.18	-4.24	-13.0	-35.18	360.00	Horizontal	Horizontal	Pass
1745.000	-53.06	-2.10	-13.0	-40.06	0.00	Horizontal	Horizontal	N/A
2145.000	-43.27	-0.02	-13.0	-30.27	211.00	Horizontal	Horizontal	N/A
3490.000	-44.66	4.38	-13.0	-31.66	309.00	Horizontal	Horizontal	Pass

26.4 NB-IOT Band 66 15K BPSK, Middle Channel

RSE-V NB-IOT Band 66 15K BPSK CH132322

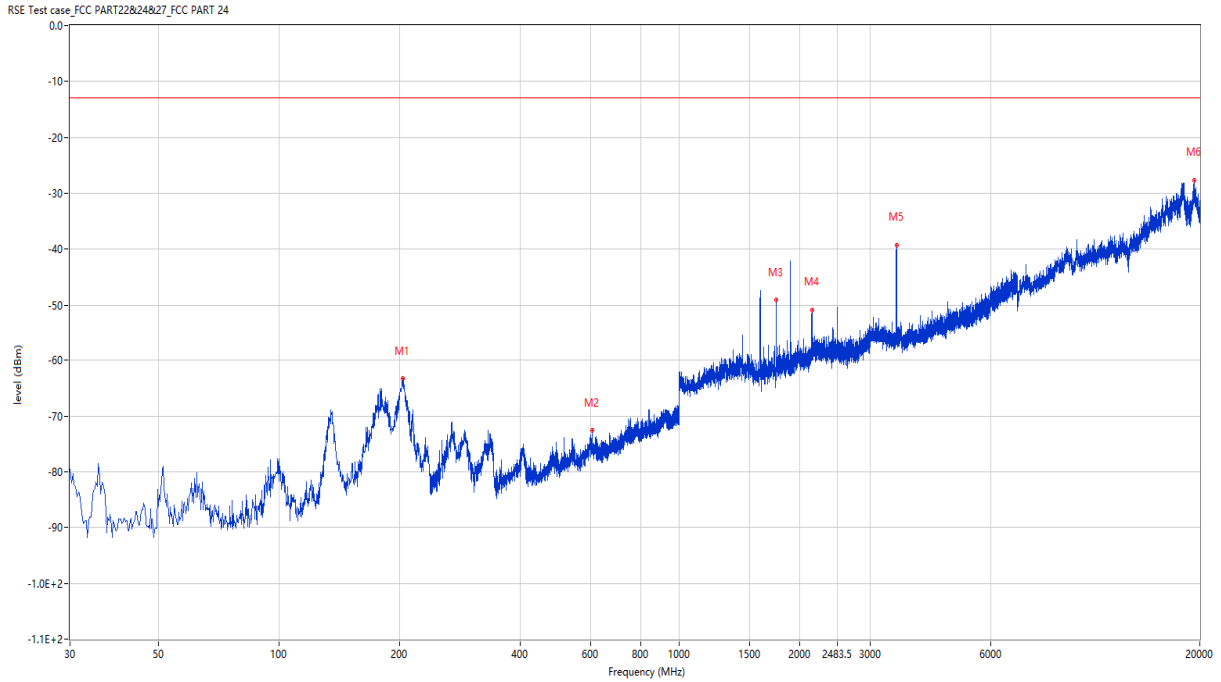
RSE Test case_FCC PART22&24&27_FCC PART 24



Frequency (MHz)	Result (dBm)	Factor (dB)	PK Limit (dBm)	Over Limit (dB)	Table (o)	ANT	EUT	Verdict
202.902	-59.04	-17.66	-13.0	-46.04	244.00	Vertical	Horizontal	Pass
606.907	-73.12	-4.27	-13.0	-60.12	4.00	Vertical	Horizontal	Pass
1745.000	-48.38	-2.10	-13.0	-35.38	341.00	Vertical	Horizontal	N/A
2145.000	-49.12	-0.02	-13.0	-36.12	248.00	Vertical	Horizontal	N/A
3490.000	-43.20	4.38	-13.0	-30.20	158.00	Vertical	Horizontal	Pass
19411.751	-27.29	34.19	-13.0	-14.29	343.00	Vertical	Horizontal	Pass

NB-IOT Band 66 15K BPSK, Middle Channel

RSE-H NB-IOT Band 66 15K BPSK CH132322

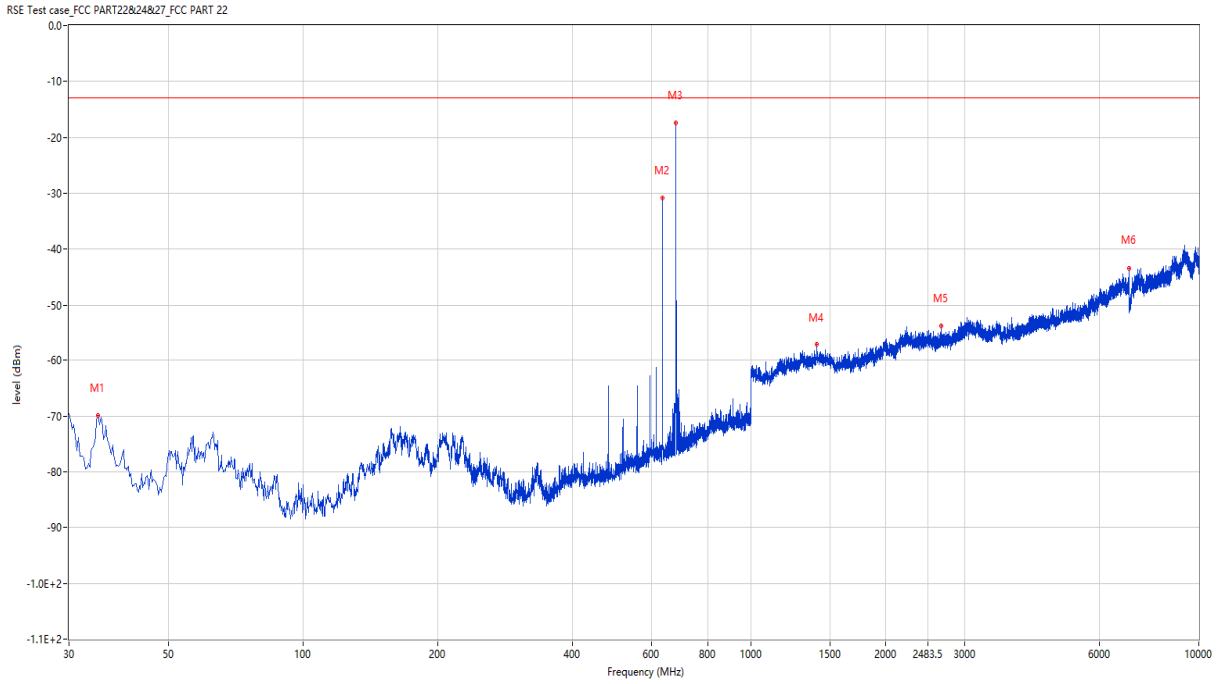


Frequency (MHz)	Result (dBm)	Factor (dB)	PK Limit (dBm)	Over Limit (dB)	Table (o)	ANT	EUT	Verdict
203.630	-63.27	-17.74	-13.0	-50.27	281.00	Horizontal	Horizontal	Pass
606.907	-72.61	-4.27	-13.0	-59.61	319.00	Horizontal	Horizontal	Pass
1745.000	-49.02	-2.10	-13.0	-36.02	283.00	Horizontal	Horizontal	N/A
2145.000	-50.78	-0.02	-13.0	-37.78	271.00	Horizontal	Horizontal	N/A
3490.000	-39.22	4.38	-13.0	-26.22	173.00	Horizontal	Horizontal	Pass
19389.000	-27.72	34.00	-13.0	-14.72	322.00	Horizontal	Horizontal	Pass

27 NB-IOT Band 71

27.1 NB-IOT Band 71 3.75K QPSK, Middle Channel

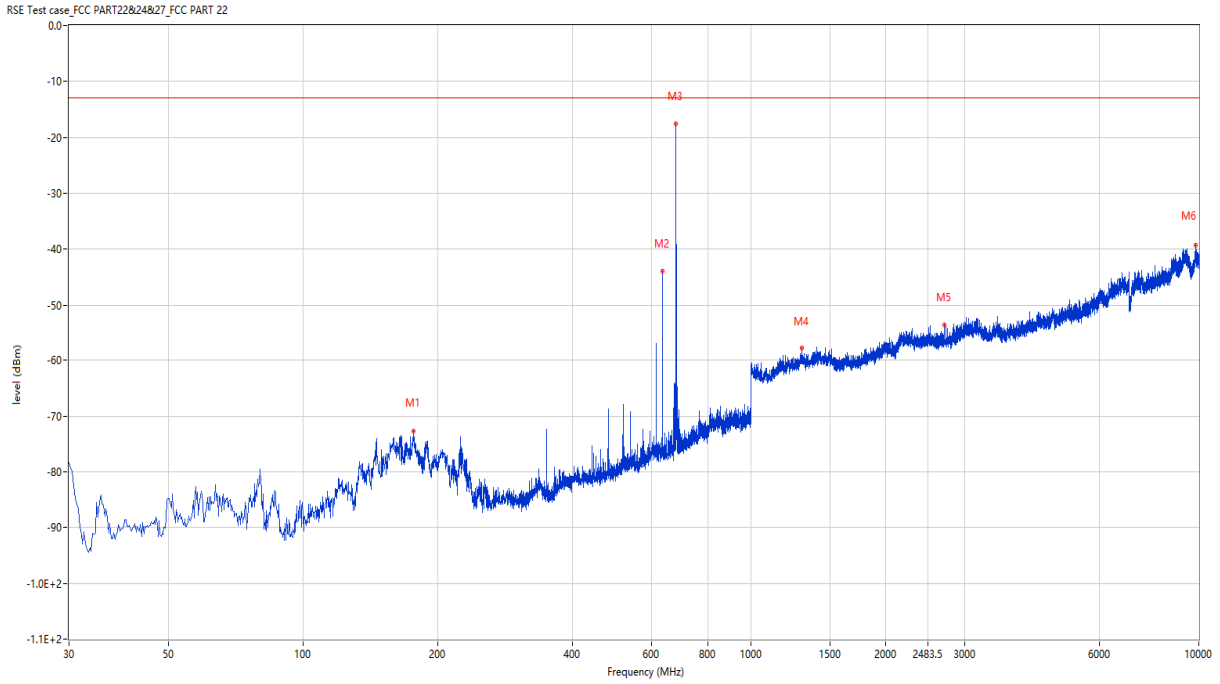
RSE-V NB-IOT Band 71 3.75K QPSK CH132322



Frequency (MHz)	Result (dBm)	Factor (dB)	PK Limit (dBm)	Over Limit (dB)	Table (o)	ANT	EUT	Verdict
34.850	-69.98	-19.68	-13.0	-56.98	142.00	Vertical	Horizontal	Pass
634.553	-30.81	-4.50	-13.0	-17.81	292.00	Vertical	Horizontal	Pass
680.385	-17.46	-3.47	-13.0	-4.46	0.00	Vertical	Horizontal	N/A
1401.000	-57.23	-2.95	-13.0	-44.23	104.00	Vertical	Horizontal	Pass
2662.000	-53.75	2.21	-13.0	-40.75	58.00	Vertical	Horizontal	Pass
6998.000	-43.33	14.95	-13.0	-30.33	253.00	Vertical	Horizontal	Pass

NB-IOT Band 71 3.75K QPSK, Middle Channel

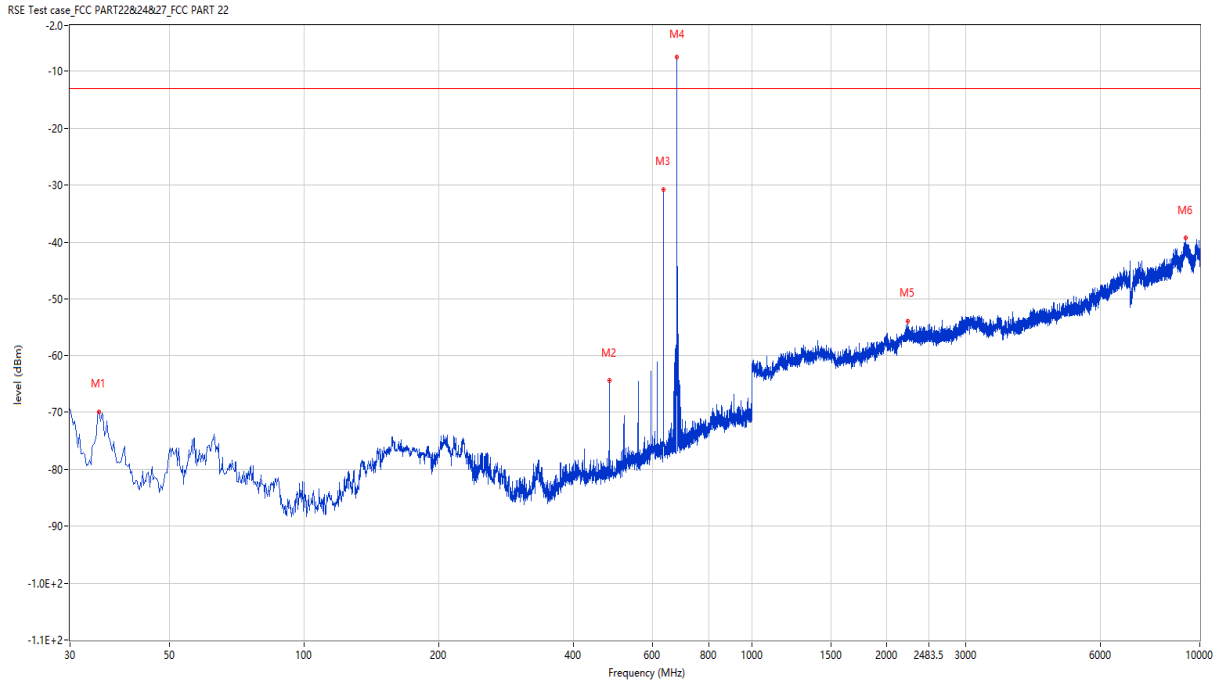
RSE-H NB-IOT Band 71 3.75K QPSK CH132322



Frequency (MHz)	Result (dBm)	Factor (dB)	PK Limit (dBm)	Over Limit (dB)	Table (o)	ANT	EUT	Verdict
176.227	-72.65	-18.10	-13.0	-59.65	199.00	Horizontal	Horizontal	Pass
634.553	-43.98	-4.50	-13.0	-30.98	327.00	Horizontal	Horizontal	Pass
680.385	-17.56	-3.47	-13.0	-4.56	160.00	Horizontal	Horizontal	N/A
1300.000	-57.82	-2.58	-13.0	-44.82	330.00	Horizontal	Horizontal	Pass
2701.500	-53.52	1.16	-13.0	-40.52	318.00	Horizontal	Horizontal	Pass
9845.500	-39.27	21.22	-13.0	-26.27	56.00	Horizontal	Horizontal	Pass

27.2 NB-IOT Band 71 3.75K BPSK, Middle Channel

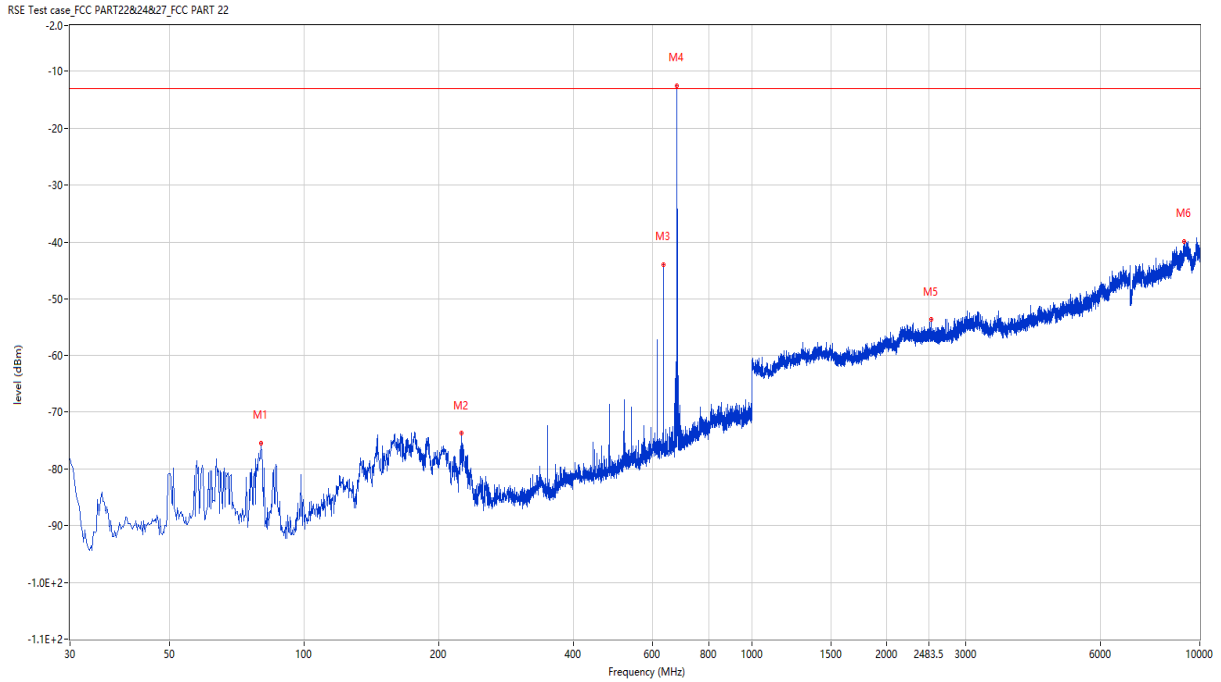
RSE-V NB-IOT Band 71 3.75K BPSK CH132322



Frequency (MHz)	Result (dBm)	Factor (dB)	PK Limit (dBm)	Over Limit (dB)	Table (o)	ANT	EUT	Verdict
34.850	-69.98	-19.68	-13.0	-56.98	142.00	Vertical	Horizontal	Pass
480.080	-64.54	-8.34	-13.0	-51.54	216.00	Vertical	Horizontal	Pass
634.553	-30.81	-4.50	-13.0	-17.81	292.00	Vertical	Horizontal	Pass
680.385	-7.46	-3.47	-13.0	5.54	0.00	Vertical	Horizontal	N/A
2226.000	-53.87	1.33	-13.0	-40.87	58.00	Vertical	Horizontal	Pass
9299.500	-39.29	19.03	-13.0	-26.29	324.00	Vertical	Horizontal	Pass

NB-IOT Band 71 3.75K BPSK, Middle Channel

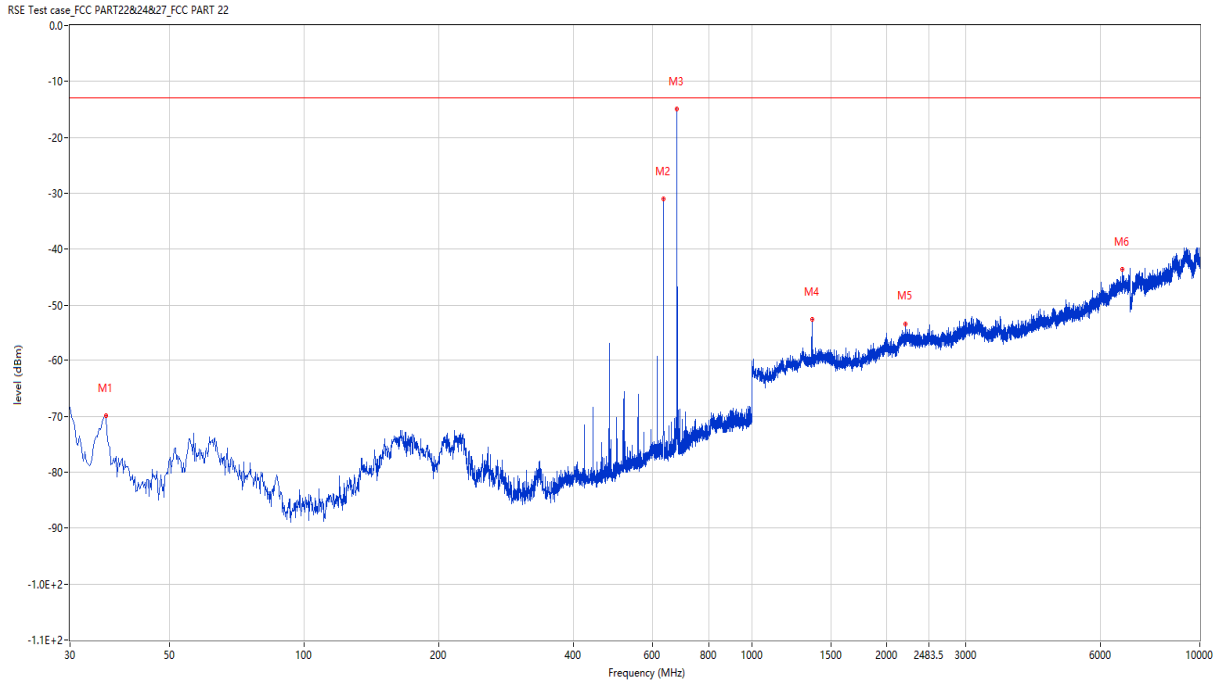
RSE-H NB-IOT Band 71 3.75K BPSK CH132322



Frequency (MHz)	Result (dBm)	Factor (dB)	PK Limit (dBm)	Over Limit (dB)	Table (o)	ANT	EUT	Verdict
80.198	-79.51	-19.18	-13.0	-66.51	13.00	Horizontal	Horizontal	Pass
224.242	-73.79	-15.28	-13.0	-60.79	146.00	Horizontal	Horizontal	Pass
634.553	-43.98	-4.50	-13.0	-30.98	327.00	Horizontal	Horizontal	Pass
680.385	-12.86	-3.47	-13.0	0.14	160.00	Horizontal	Horizontal	N/A
2517.000	-53.64	0.29	-13.0	-40.64	185.00	Horizontal	Horizontal	Pass
9219.250	-39.92	18.90	-13.0	-26.92	285.00	Horizontal	Horizontal	Pass

27.3 NB-IOT Band 71 15K QPSK, Middle Channel

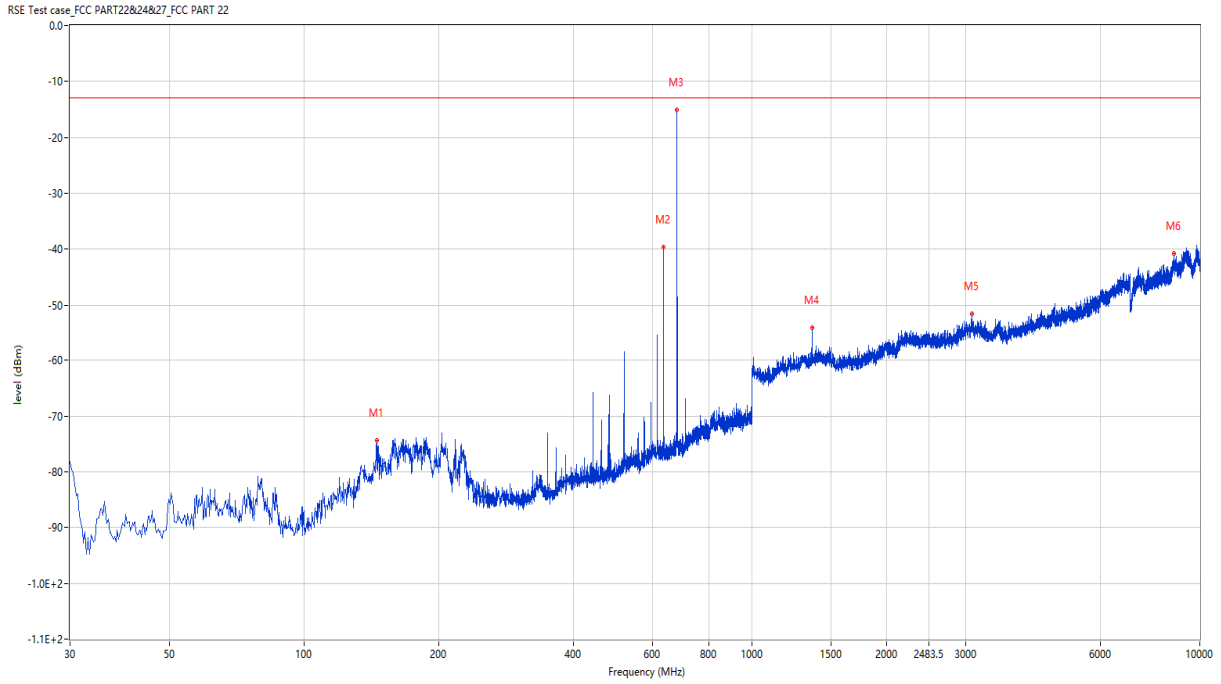
RSE-V NB-IOT Band 71 15K QPSK CH132322



Frequency (MHz)	Result (dBm)	Factor (dB)	PK Limit (dBm)	Over Limit (dB)	Table (o)	ANT	EUT	Verdict
36.062	-69.86	-19.31	-13.0	-56.86	4.00	Vertical	Horizontal	Pass
634.553	-31.04	-4.50	-13.0	-18.04	286.00	Vertical	Horizontal	N/A
680.385	-14.84	-3.47	-13.0	-1.84	0.00	Vertical	Horizontal	N/A
1360.500	-52.59	-3.49	-13.0	-39.59	1.00	Vertical	Horizontal	Pass
2205.000	-53.27	0.35	-13.0	-40.27	264.00	Vertical	Horizontal	Pass
6724.000	-43.52	13.60	-13.0	-30.52	172.00	Vertical	Horizontal	Pass

NB-IOT Band 71 15K QPSK, Middle Channel

RSE-H NB-IOT Band 71 15K QPSK CH132322

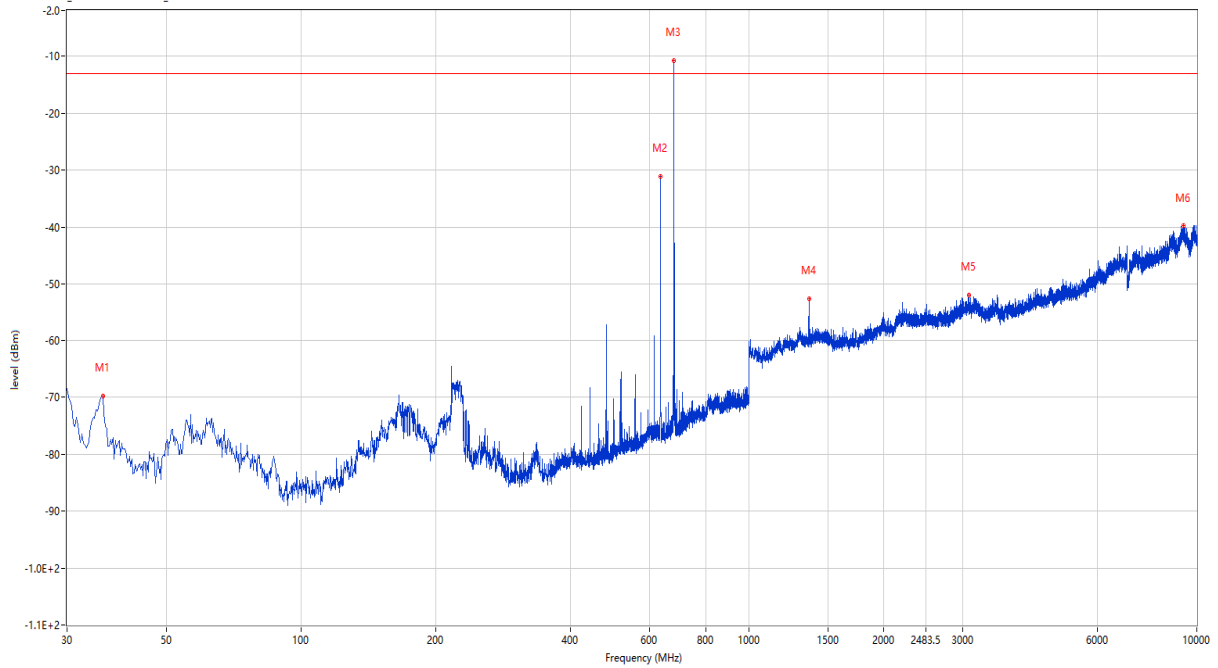


Frequency (MHz)	Result (dBm)	Factor (dB)	PK Limit (dBm)	Over Limit (dB)	Table (o)	ANT	EUT	Verdict
145.430	-74.41	-21.74	-13.0	-61.41	116.00	Horizontal	Horizontal	Pass
634.553	-39.55	-4.50	-13.0	-26.55	325.00	Horizontal	Horizontal	Pass
680.385	-15.14	-3.47	-13.0	-2.14	169.00	Horizontal	Horizontal	N/A
1361.000	-54.02	-3.57	-13.0	-41.02	136.00	Horizontal	Horizontal	Pass
3101.000	-51.48	5.13	-13.0	-38.48	239.00	Horizontal	Horizontal	Pass
8742.250	-40.82	18.91	-13.0	-27.82	27.00	Horizontal	Horizontal	Pass

27.4 NB-IOT Band 71 15K BPSK, Middle Channel

RSE-V NB-IOT Band 71 15K BPSK CH132322

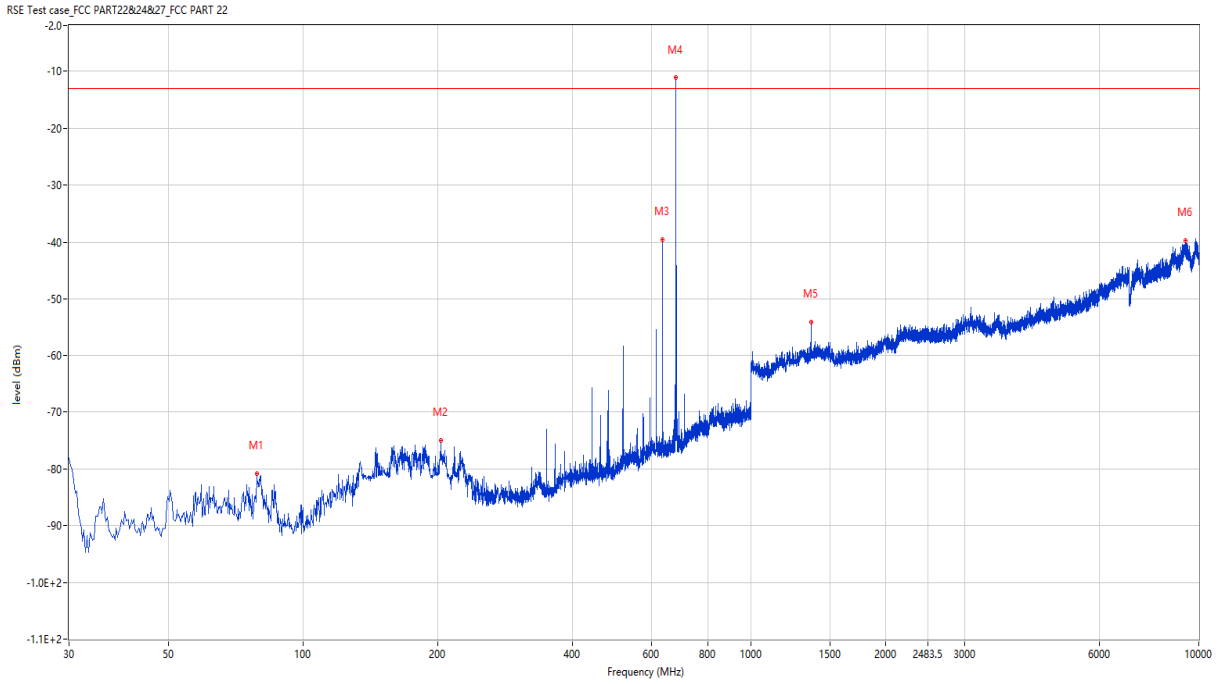
RSE Test case_FCC PART22&24&27_FCC PART 22



Frequency (MHz)	Result (dBm)	Factor (dB)	PK Limit (dBm)	Over Limit (dB)	Table (o)	ANT	EUT	Verdict
36.062	-69.86	-19.31	-13.0	-56.86	4.00	Vertical	Horizontal	Pass
634.553	-31.04	-4.50	-13.0	-18.04	286.00	Vertical	Horizontal	Pass
680.385	-10.16	-3.47	-13.0	2.84	0.00	Vertical	Horizontal	N/A
1360.500	-52.59	-3.49	-13.0	-39.59	1.00	Vertical	Horizontal	Pass
3099.000	-51.96	4.86	-13.0	-38.96	294.00	Vertical	Horizontal	Pass
9355.000	-39.82	18.80	-13.0	-26.82	268.00	Vertical	Horizontal	Pass

NB-IOT Band 71 15K BPSK, Middle Channel

RSE-H NB-IOT Band 71 15K BPSK CH132322

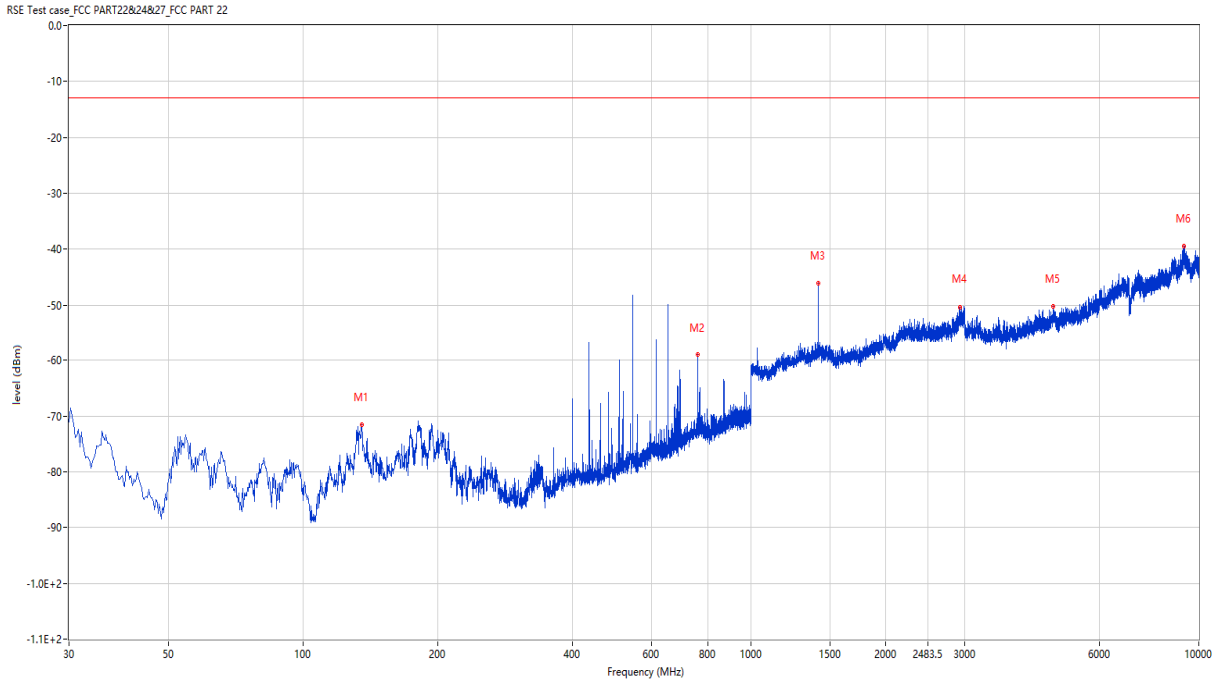


Frequency (MHz)	Result (dBm)	Factor (dB)	PK Limit (dBm)	Over Limit (dB)	Table (o)	ANT	EUT	Verdict
78.743	-80.89	-18.86	-13.0	-67.89	211.00	Horizontal	Horizontal	Pass
202.902	-73.03	-17.70	-13.0	-60.03	265.00	Horizontal	Horizontal	Pass
634.553	-39.55	-4.50	-13.0	-26.55	325.00	Horizontal	Horizontal	Pass
680.385	-11.02	-3.47	-13.0	1.98	169.00	Horizontal	Horizontal	N/A
1361.000	-54.02	-3.57	-13.0	-41.02	136.00	Horizontal	Horizontal	Pass
9340.000	-39.73	18.88	-13.0	-26.73	1.00	Horizontal	Horizontal	Pass

28 NB-IOT Band 85

28.1 NB-IOT Band 85 3.75K QPSK, Middle Channel

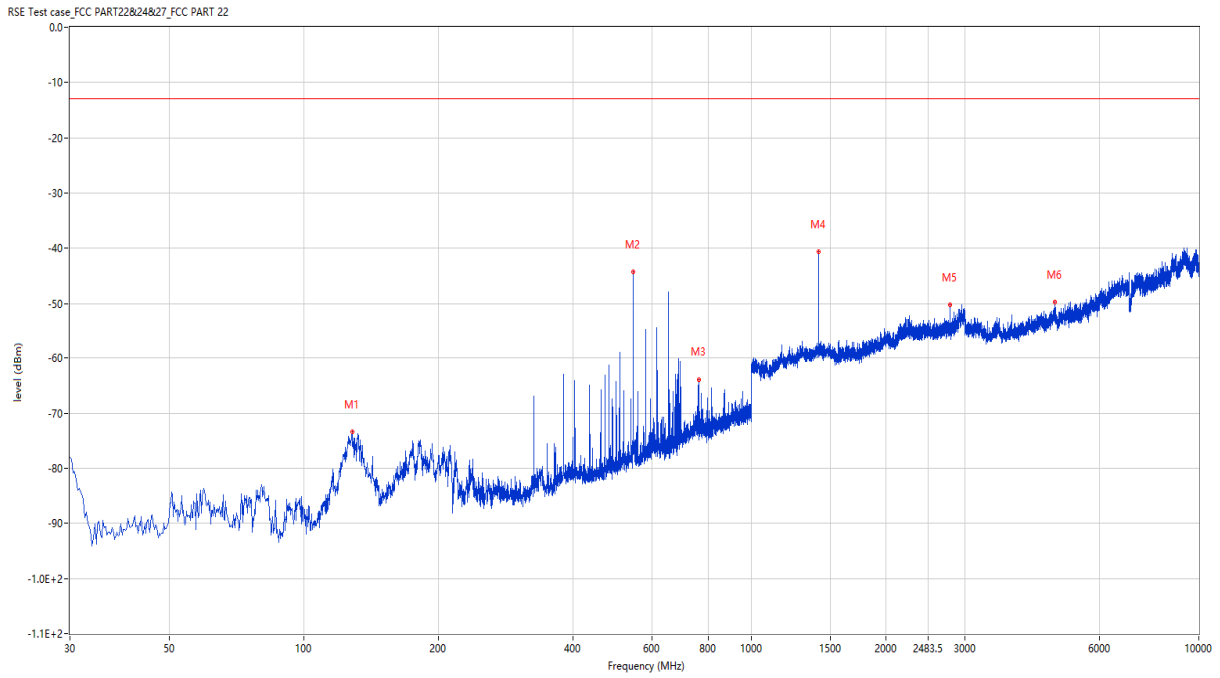
RSE-V NB-IOT Band 85 3.75K QPSK CH134092



Frequency (MHz)	Result (dBm)	Factor (dB)	PK Limit (dBm)	Over Limit (dB)	Table (o)	ANT	EUT	Verdict
135.002	-71.62	-21.64	-13.0	-58.62	113.00	Vertical	Horizontal	Pass
761.380	-59.01	0.09	-13.0	-46.01	323.00	Vertical	Horizontal	Pass
1414.000	-46.05	-1.74	-13.0	-33.05	99.00	Vertical	Horizontal	Pass
2934.000	-50.31	7.24	-13.0	-37.31	148.00	Vertical	Horizontal	Pass
4737.000	-50.13	8.56	-13.0	-37.13	275.00	Vertical	Horizontal	Pass
9247.000	-39.44	18.90	-13.0	-26.44	217.00	Vertical	Horizontal	Pass

NB-IOT Band 85 3.75K QPSK, Middle Channel

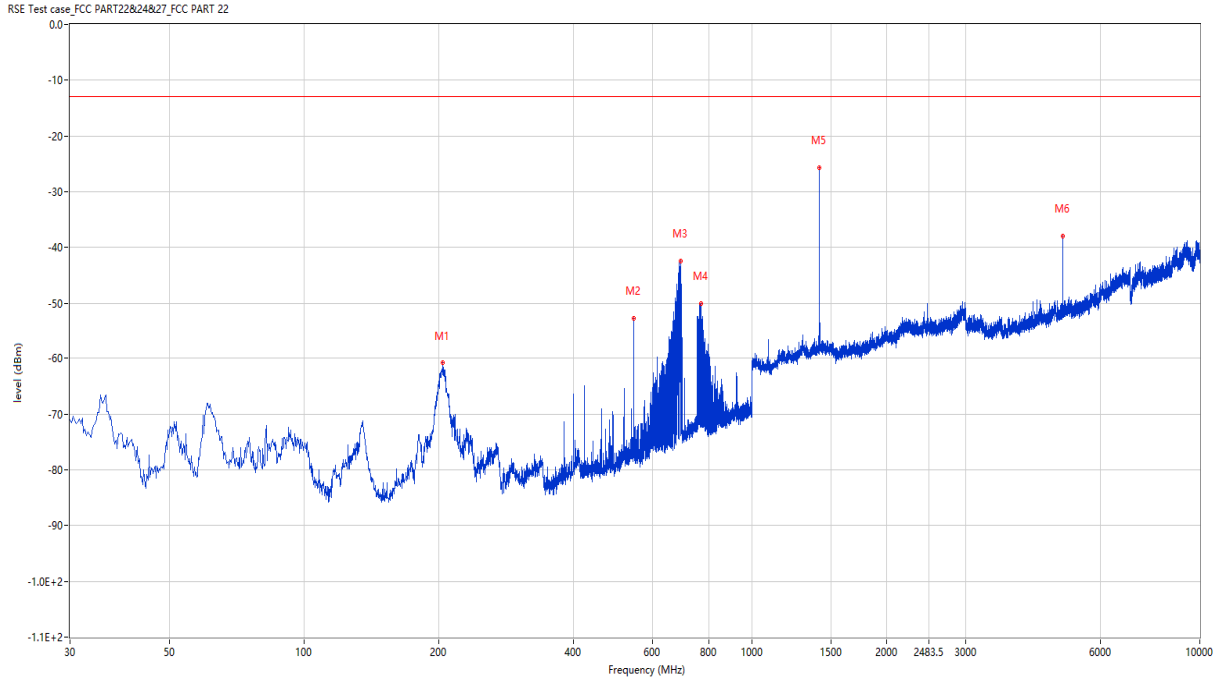
RSE-H NB-IOT Band 85 3.75K QPSK CH134092



Frequency (MHz)	Result (dBm)	Factor (dB)	PK Limit (dBm)	Over Limit (dB)	Table (o)	ANT	EUT	Verdict
128.212	-73.41	-20.91	-13.0	-60.41	214.00	Horizontal	Horizontal	Pass
543.857	-44.28	-5.35	-13.0	-31.28	0.00	Horizontal	Horizontal	Pass
763.805	-63.88	-0.04	-13.0	-50.88	148.00	Horizontal	Horizontal	Pass
1414.000	-40.57	-1.74	-13.0	-27.57	346.00	Horizontal	Horizontal	Pass
2782.500	-50.18	4.39	-13.0	-37.18	179.00	Horizontal	Horizontal	Pass
4772.000	-49.67	8.27	-13.0	-36.67	360.00	Horizontal	Horizontal	Pass

28.2 NB-IOT Band 85 3.75K BPSK, Middle Channel

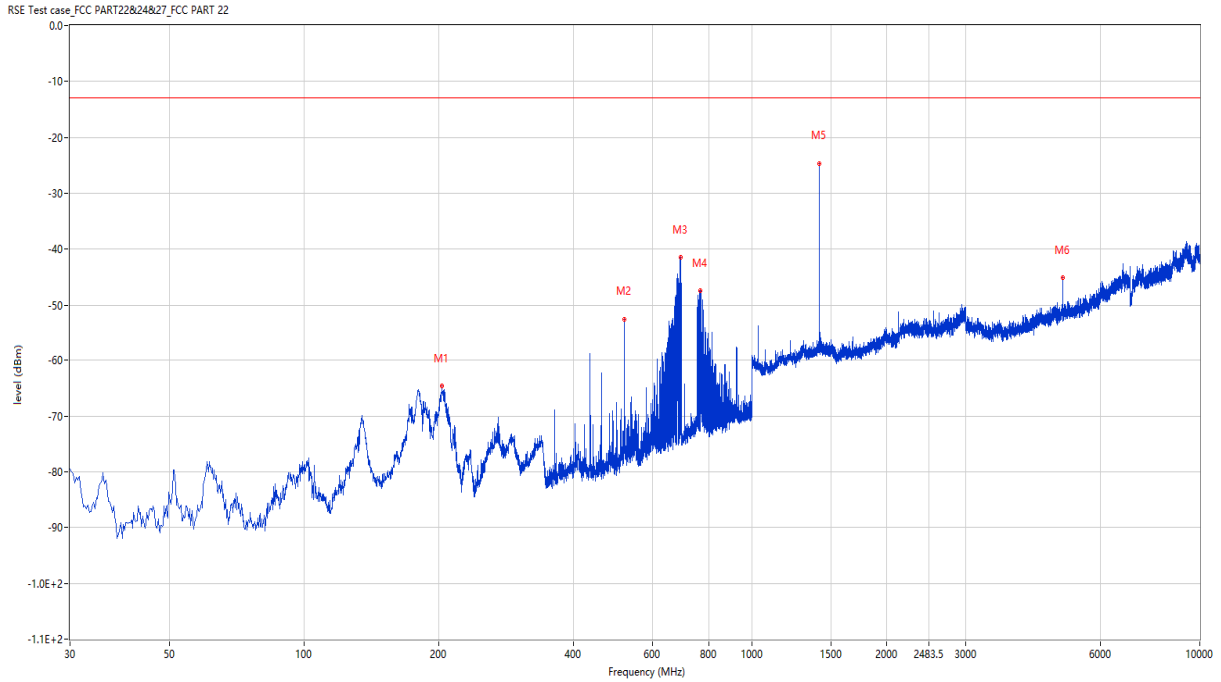
RSE-V NB-IOT Band 85 3.75K BPSK CH134092



Frequency (MHz)	Result (dBm)	Factor (dB)	PK Limit (dBm)	Over Limit (dB)	Table (o)	ANT	EUT	Verdict
204.115	-60.86	-17.33	-13.0	-47.86	151.00	Vertical	Horizontal	Pass
543.857	-52.70	-5.35	-13.0	-39.70	220.00	Vertical	Horizontal	Pass
707.450	-42.39	-1.29	-13.0	-29.39	159.00	Vertical	Horizontal	N/A
769.383	-50.09	0.22	-13.0	-37.09	360.00	Vertical	Horizontal	Pass
1414.000	-25.71	-1.74	-13.0	-12.71	98.00	Vertical	Horizontal	Pass
4948.000	-37.88	8.58	-13.0	-24.88	152.00	Vertical	Horizontal	Pass

NB-IOT Band 85 3.75K BPSK, Middle Channel

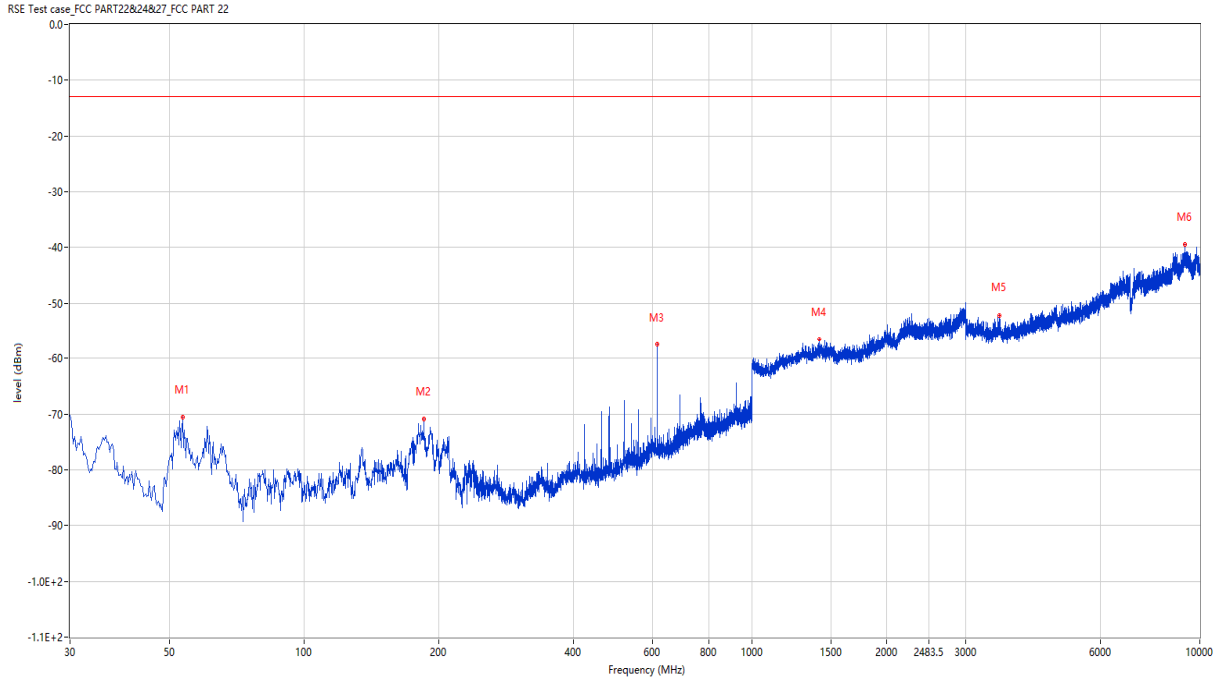
RSE-H NB-IOT Band 85 3.75K BPSK CH134092



Frequency (MHz)	Result (dBm)	Factor (dB)	PK Limit (dBm)	Over Limit (dB)	Table (o)	ANT	EUT	Verdict
202.902	-64.58	-17.29	-13.0	-51.58	64.00	Horizontal	Horizontal	Pass
518.395	-52.46	-5.92	-13.0	-39.46	283.00	Horizontal	Horizontal	Pass
707.025	-41.39	-1.63	-13.0	-28.39	121.00	Horizontal	Horizontal	N/A
766.472	-47.46	0.02	-13.0	-34.46	311.00	Horizontal	Horizontal	Pass
1414.000	-24.61	-1.74	-13.0	-11.61	100.00	Horizontal	Horizontal	Pass
4948.000	-45.13	8.58	-13.0	-32.13	103.00	Horizontal	Horizontal	Pass

28.3 NB-IOT Band 85 15K QPSK, Middle Channel

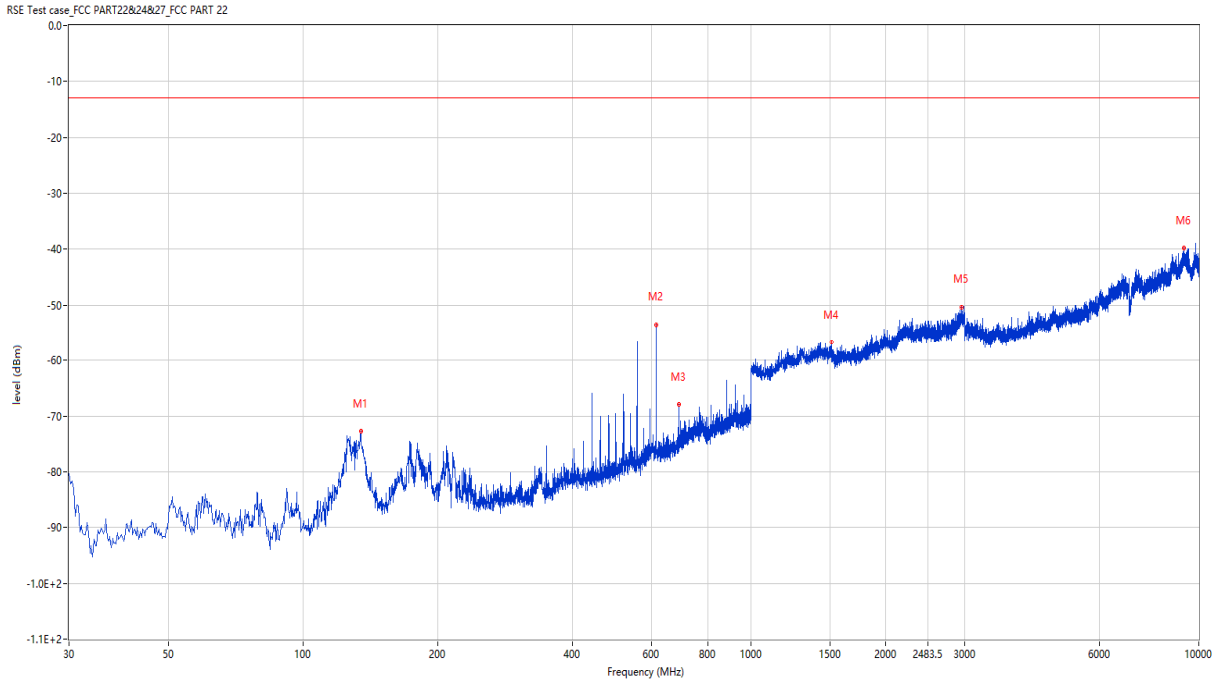
RSE-V NB-IOT Band 85 15K QPSK CH134092



Frequency (MHz)	Result (dBm)	Factor (dB)	PK Limit (dBm)	Over Limit (dB)	Table (o)	ANT	EUT	Verdict
53.523	-70.65	-16.63	-13.0	-57.65	331.00	Vertical	Horizontal	Pass
185.200	-70.95	-16.81	-13.0	-57.95	0.00	Vertical	Horizontal	Pass
614.425	-57.49	-3.46	-13.0	-44.49	24.00	Vertical	Horizontal	Pass
1411.500	-56.52	-1.51	-13.0	-43.52	160.00	Vertical	Horizontal	Pass
3573.000	-52.16	5.48	-13.0	-39.16	299.00	Vertical	Horizontal	Pass
9279.250	-39.41	18.54	-13.0	-26.41	241.00	Vertical	Horizontal	Pass

NB-IOT Band 85 15K QPSK, Middle Channel

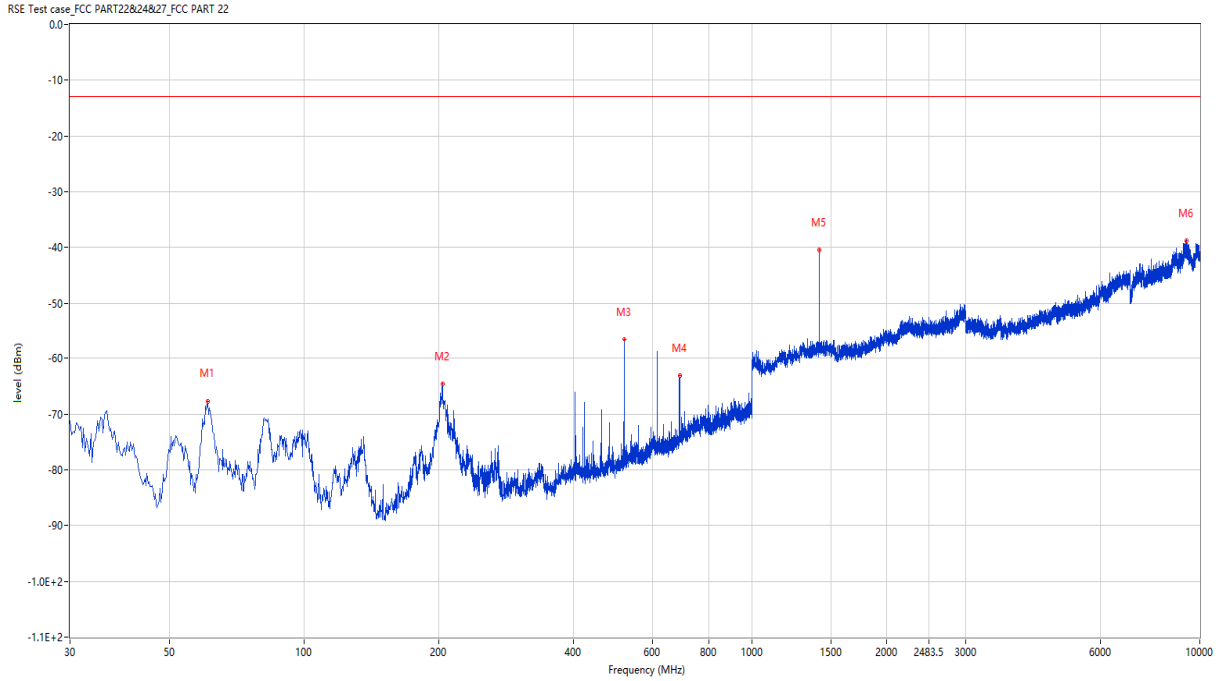
RSE-H NB-IOT Band 85 15K QPSK CH134092



Frequency (MHz)	Result (dBm)	Factor (dB)	PK Limit (dBm)	Over Limit (dB)	Table (o)	ANT	EUT	Verdict
134.518	-72.77	-21.67	-13.0	-59.77	148.00	Horizontal	Horizontal	Pass
614.425	-53.46	-3.46	-13.0	-40.46	26.00	Horizontal	Horizontal	Pass
691.297	-67.97	-1.76	-13.0	-54.97	270.00	Horizontal	Horizontal	Pass
1515.000	-56.62	-2.03	-13.0	-43.62	306.00	Horizontal	Horizontal	Pass
2951.500	-50.37	7.47	-13.0	-37.37	167.00	Horizontal	Horizontal	Pass
9245.500	-39.83	18.90	-13.0	-26.83	322.00	Horizontal	Horizontal	Pass

28.4 NB-IOT Band 85 15K BPSK, Middle Channel

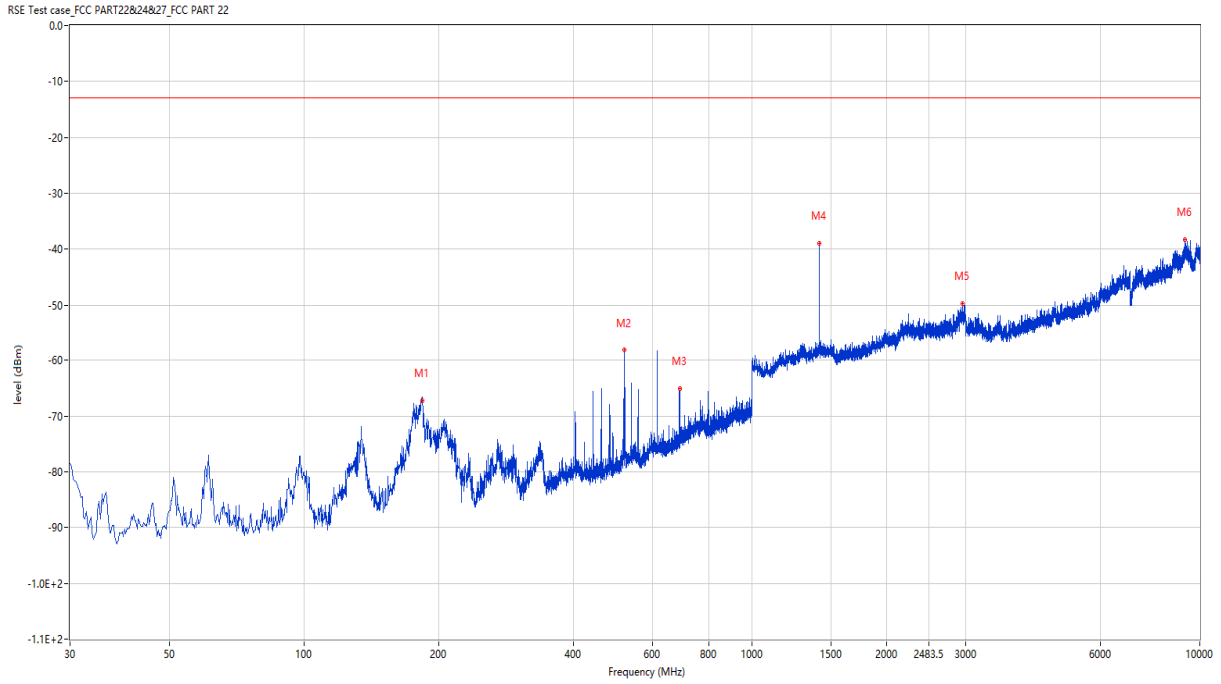
RSE-V NB-IOT Band 85 15K BPSK CH134092



Frequency (MHz)	Result (dBm)	Factor (dB)	PK Limit (dBm)	Over Limit (dB)	Table (o)	ANT	EUT	Verdict
61.040	-67.68	-15.02	-13.0	-54.68	84.00	Vertical	Horizontal	Pass
203.630	-64.58	-17.32	-13.0	-51.58	217.00	Vertical	Horizontal	Pass
518.395	-56.52	-5.92	-13.0	-43.52	42.00	Vertical	Horizontal	Pass
707.055	-63.10	-1.77	-13.0	-50.10	167.00	Vertical	Horizontal	N/A
1413.500	-40.47	-1.74	-13.0	-27.47	122.00	Vertical	Horizontal	Pass
9327.250	-38.76	19.15	-13.0	-25.76	2.00	Vertical	Horizontal	Pass

NB-IOT Band 85 15K BPSK, Middle Channel

RSE-H NB-IOT Band 85 15K BPSK CH134092



Frequency (MHz)	Result (dBm)	Factor (dB)	PK Limit (dBm)	Over Limit (dB)	Table (o)	ANT	EUT	Verdict
183.502	-67.24	-16.88	-13.0	-54.24	169.00	Horizontal	Horizontal	Pass
518.395	-58.23	-5.92	-13.0	-45.23	43.00	Horizontal	Horizontal	Pass
707.297	-65.17	-1.76	-13.0	-52.17	114.00	Horizontal	Horizontal	N/A
1414.000	-38.88	-1.74	-13.0	-25.88	232.00	Horizontal	Horizontal	Pass
2951.500	-49.68	7.47	-13.0	-36.68	204.00	Horizontal	Horizontal	Pass
9280.000	-38.33	18.54	-13.0	-25.33	229.00	Horizontal	Horizontal	Pass