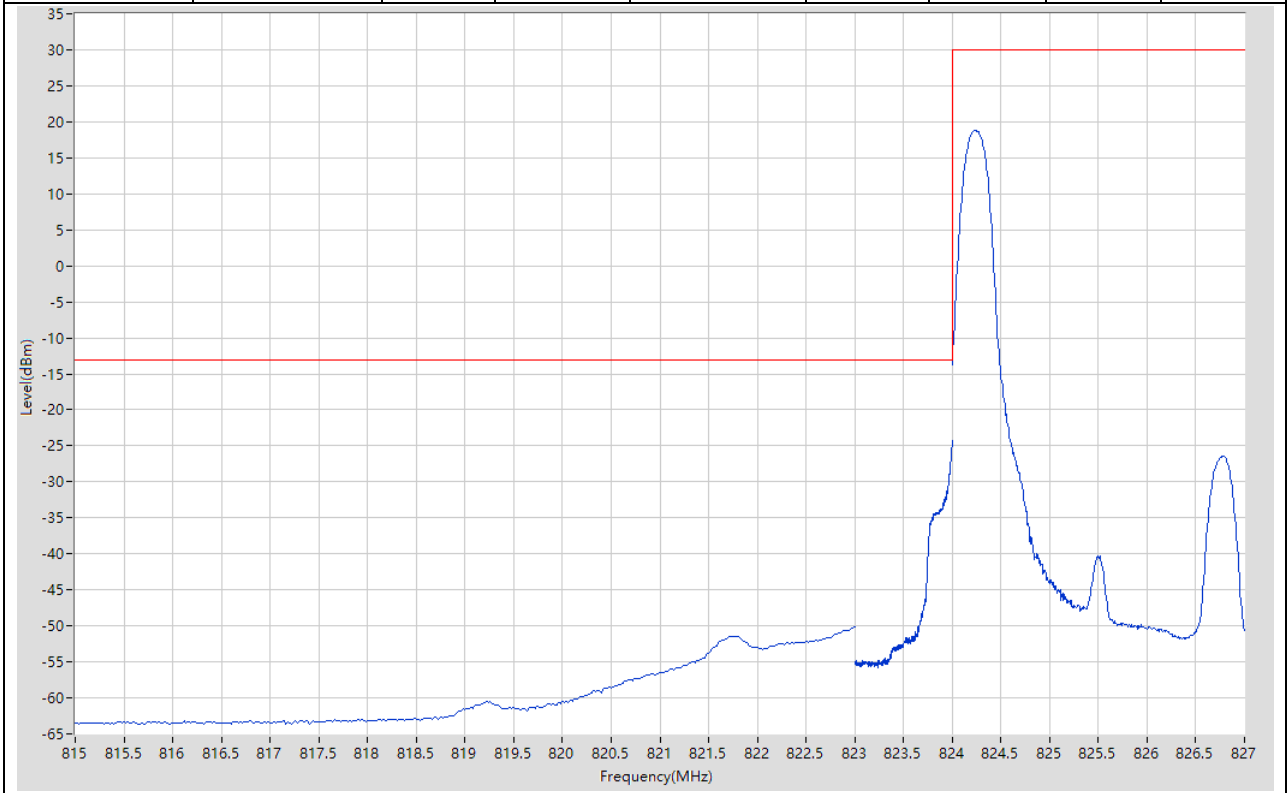


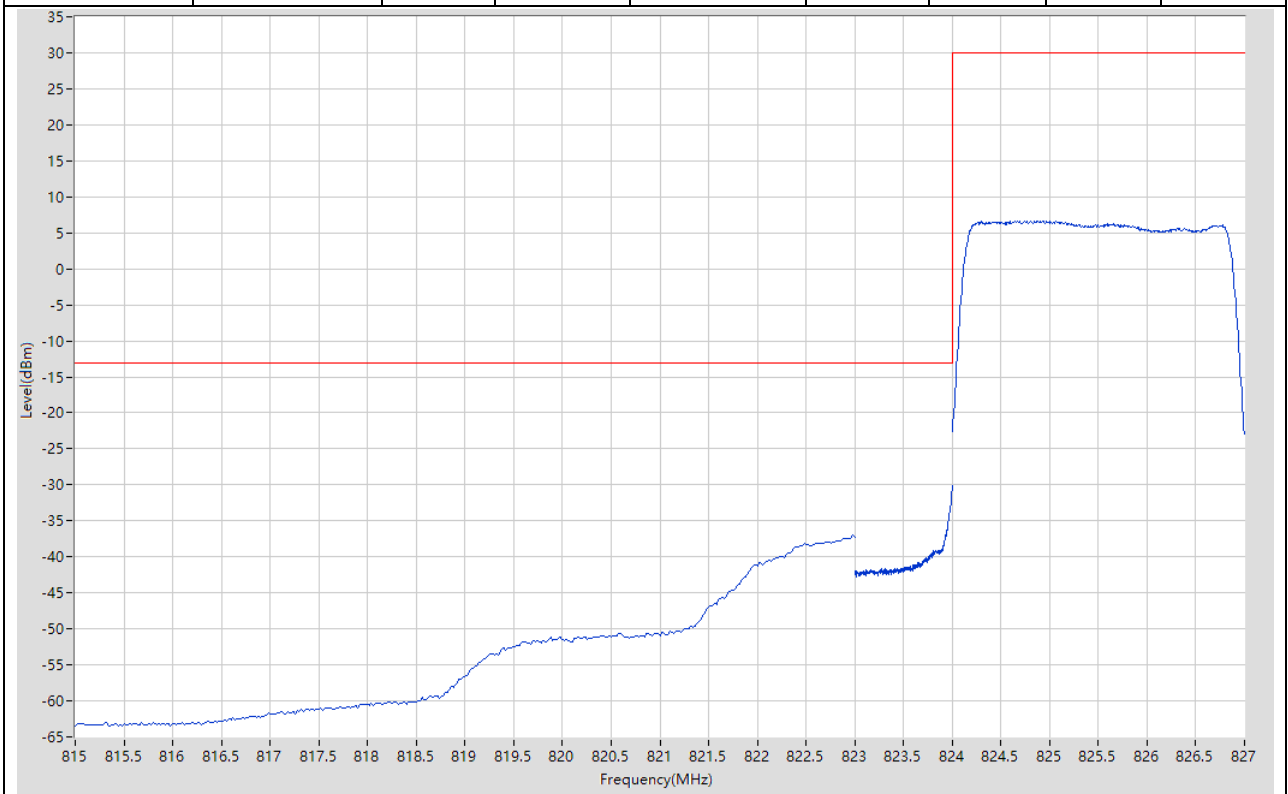
3.9. LTE Band Edge(NTNV)(Subtest:9, Channel:20415, Bandwidth:3, Modulation:QPSK, RB Number: 1, RB Position:LOW)

| Start Frequency (MHz) | Stop Frequency (MHz) | RBW (MHz) | Detector | Frequency (MHz) | Power (dBm) | Limit (dBm) | Verdict | Sweep Point |
|-----------------------|----------------------|-----------|----------|-----------------|-------------|-------------|---------|-------------|
| 815 | 823 | 0.1 | RMS | 823 | -50.06 | -13 | Pass | 401 |
| 823 | 824 | 0.03 | RMS | 824 | -24.28 | -13 | Pass | 401 |
| 824 | 827 | 0.1 | RMS | 824.233 | 18.84 | 30 | Pass | 401 |



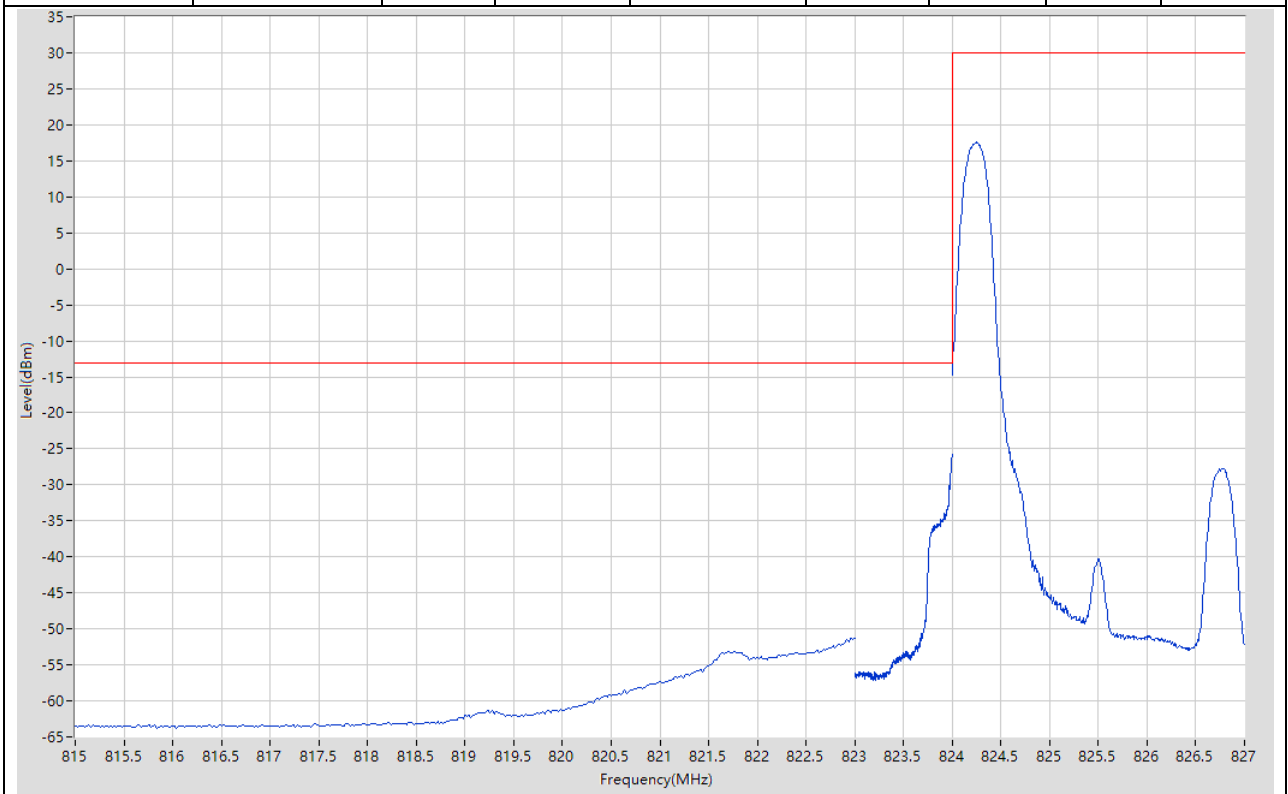
3.10. LTE Band Edge(NTNV)(Subtest:10, Channel:20415, Bandwidth:3, Modulation:QPSK, RB Number: 15, RB Position:LOW)

| Start Frequency (MHz) | Stop Frequency (MHz) | RBW (MHz) | Detector | Frequency (MHz) | Power (dBm) | Limit (dBm) | Verdict | Sweep Point |
|-----------------------|----------------------|-----------|----------|-----------------|-------------|-------------|---------|-------------|
| 815 | 823 | 0.1 | RMS | 822.98 | -37.01 | -13 | Pass | 401 |
| 823 | 824 | 0.03 | RMS | 824 | -30.14 | -13 | Pass | 401 |
| 824 | 827 | 0.1 | RMS | 824.923 | 6.67 | 30 | Pass | 401 |



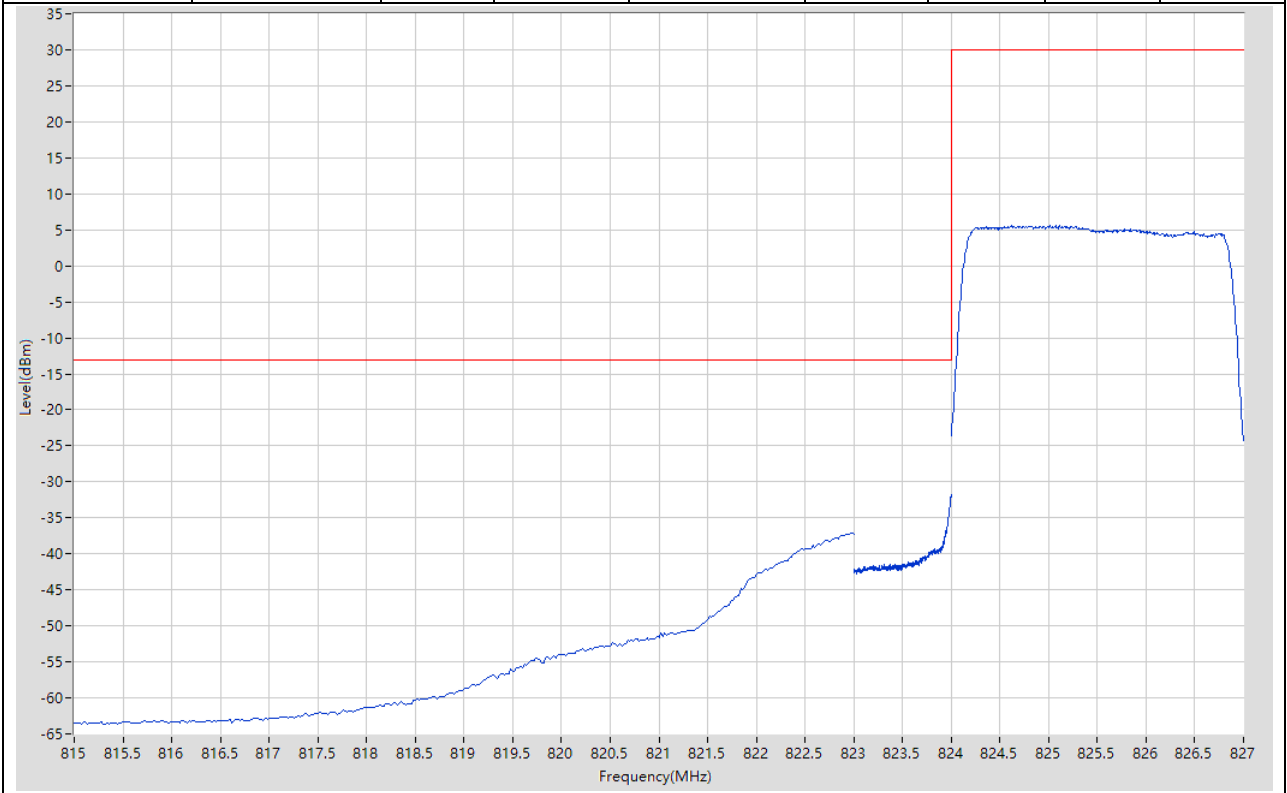
3.11. LTE Band Edge(NTNV)(Subtest:11, Channel:20415, Bandwidth:3, Modulation:Q16, RB Number: 1, RB Position:LOW)

| Start Frequency (MHz) | Stop Frequency (MHz) | RBW (MHz) | Detector | Frequency (MHz) | Power (dBm) | Limit (dBm) | Verdict | Sweep Point |
|-----------------------|----------------------|-----------|----------|-----------------|-------------|-------------|---------|-------------|
| 815 | 823 | 0.1 | RMS | 823 | -51.36 | -13 | Pass | 401 |
| 823 | 824 | 0.03 | RMS | 824 | -25.69 | -13 | Pass | 401 |
| 824 | 827 | 0.1 | RMS | 824.248 | 17.63 | 30 | Pass | 401 |



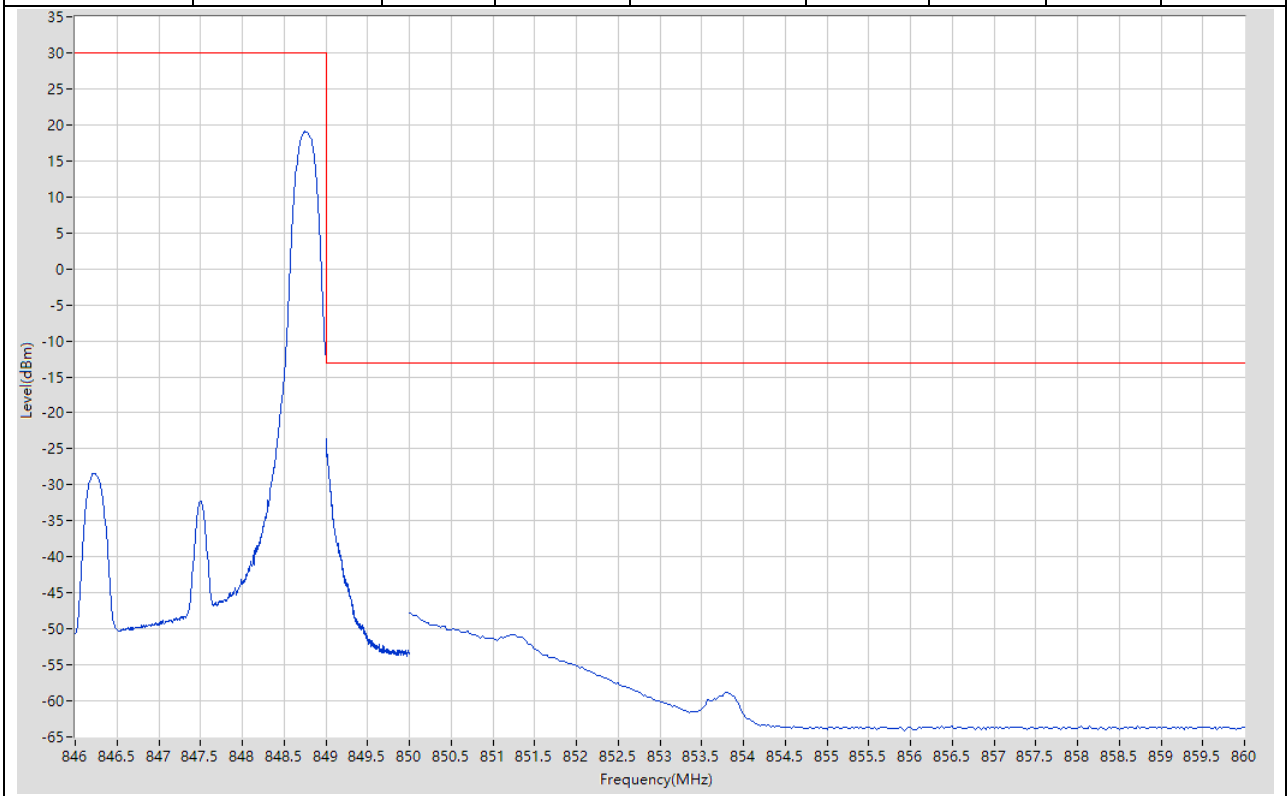
3.12. LTE Band Edge(NTNV)(Subtest:12, Channel:20415, Bandwidth:3, Modulation:Q16, RB Number: 15, RB Position:LOW)

| Start Frequency (MHz) | Stop Frequency (MHz) | RBW (MHz) | Detector | Frequency (MHz) | Power (dBm) | Limit (dBm) | Verdict | Sweep Point |
|-----------------------|----------------------|-----------|----------|-----------------|-------------|-------------|---------|-------------|
| 815 | 823 | 0.1 | RMS | 822.98 | -37.07 | -13 | Pass | 401 |
| 823 | 824 | 0.03 | RMS | 824 | -31.71 | -13 | Pass | 401 |
| 824 | 827 | 0.1 | RMS | 824.615 | 5.58 | 30 | Pass | 401 |



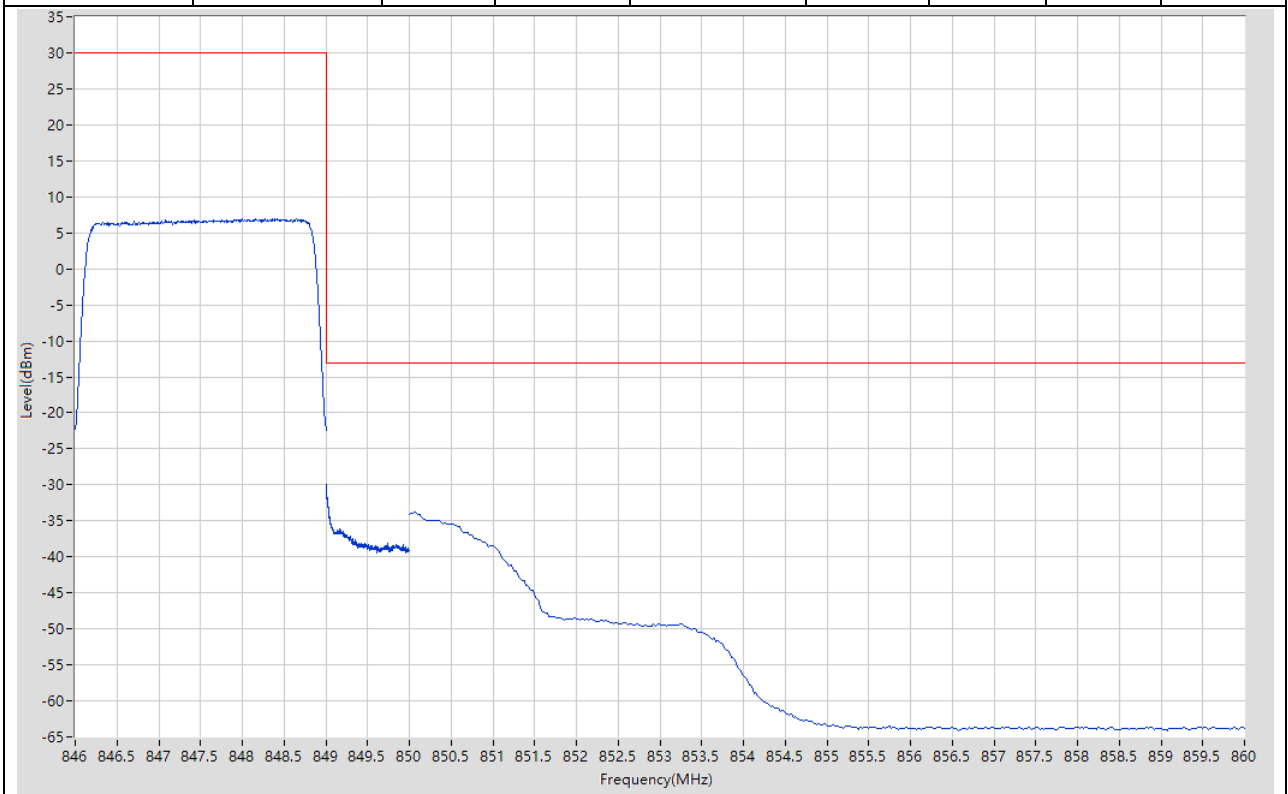
3.13. LTE Band Edge(NTNV)(Subtest:13, Channel:20635, Bandwidth:3, Modulation:QPSK, RB Number: 1, RB Position:HIGH)

| Start Frequency (MHz) | Stop Frequency (MHz) | RBW (MHz) | Detector | Frequency (MHz) | Power (dBm) | Limit (dBm) | Verdict | Sweep Point |
|-----------------------|----------------------|-----------|----------|-----------------|-------------|-------------|---------|-------------|
| 846 | 849 | 0.1 | RMS | 848.753 | 19.09 | 30 | Pass | 401 |
| 849 | 850 | 0.03 | RMS | 849 | -23.63 | -13 | Pass | 401 |
| 850 | 860 | 0.1 | RMS | 850 | -47.74 | -13 | Pass | 401 |



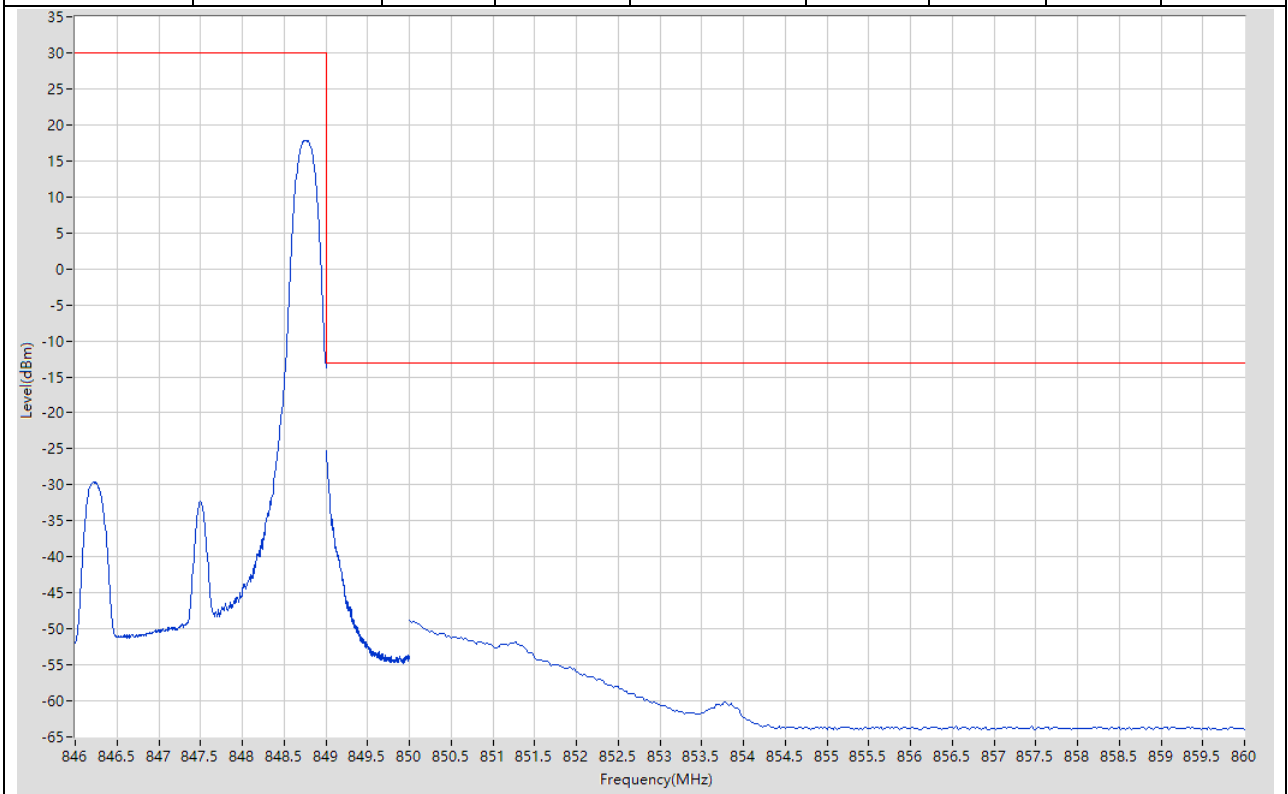
3.14. LTE Band Edge(NTNV)(Subtest:14, Channel:20635, Bandwidth:3, Modulation:QPSK, RB Number: 15, RB Position:HIGH)

| Start Frequency (MHz) | Stop Frequency (MHz) | RBW (MHz) | Detector | Frequency (MHz) | Power (dBm) | Limit (dBm) | Verdict | Sweep Point |
|-----------------------|----------------------|-----------|----------|-----------------|-------------|-------------|---------|-------------|
| 846 | 849 | 0.1 | RMS | 848.273 | 7.03 | 30 | Pass | 401 |
| 849 | 850 | 0.03 | RMS | 849 | -30.02 | -13 | Pass | 401 |
| 850 | 860 | 0.1 | RMS | 850.075 | -33.75 | -13 | Pass | 401 |



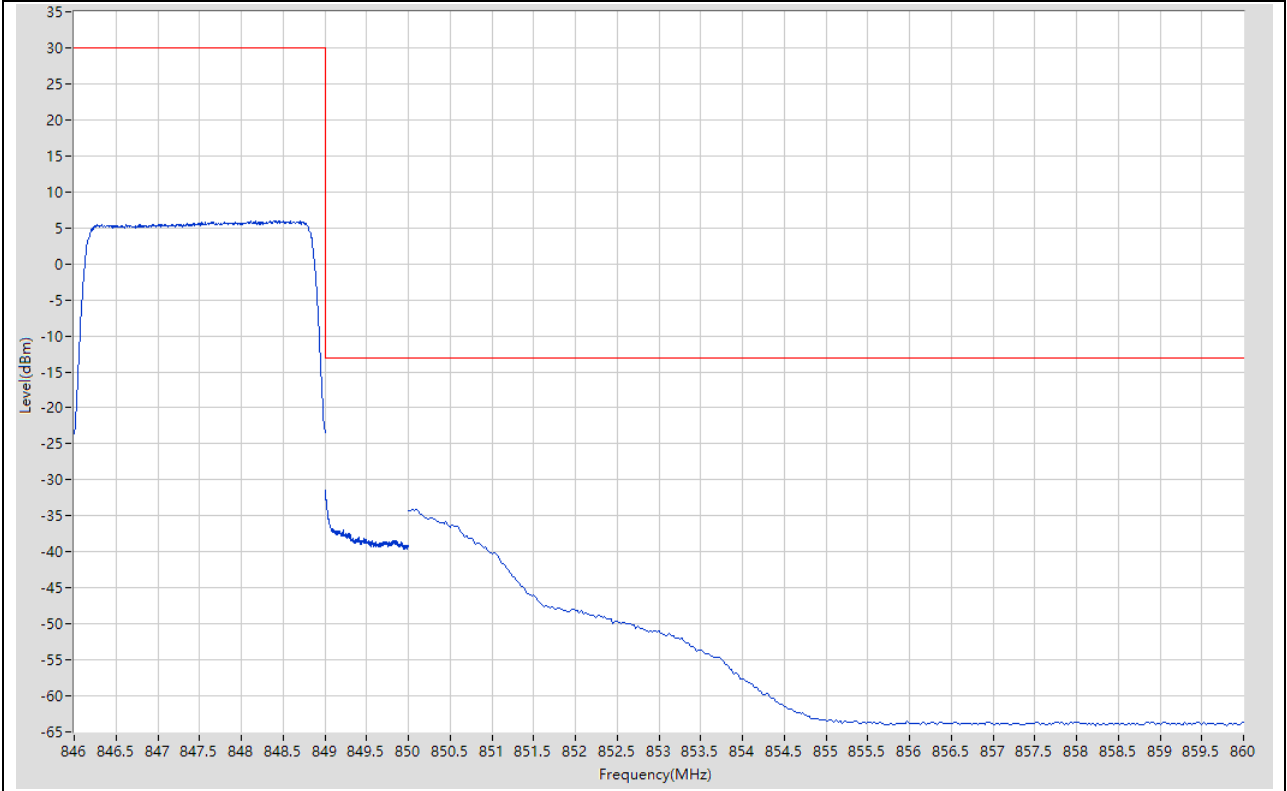
3.15. LTE Band Edge(NTNV)(Subtest:15, Channel:20635, Bandwidth:3, Modulation:Q16, RB Number: 1, RB Position:HIGH)

| Start Frequency (MHz) | Stop Frequency (MHz) | RBW (MHz) | Detector | Frequency (MHz) | Power (dBm) | Limit (dBm) | Verdict | Sweep Point |
|-----------------------|----------------------|-----------|----------|-----------------|-------------|-------------|---------|-------------|
| 846 | 849 | 0.1 | RMS | 848.775 | 17.8 | 30 | Pass | 401 |
| 849 | 850 | 0.03 | RMS | 849 | -25.3 | -13 | Pass | 401 |
| 850 | 860 | 0.1 | RMS | 850 | -48.83 | -13 | Pass | 401 |



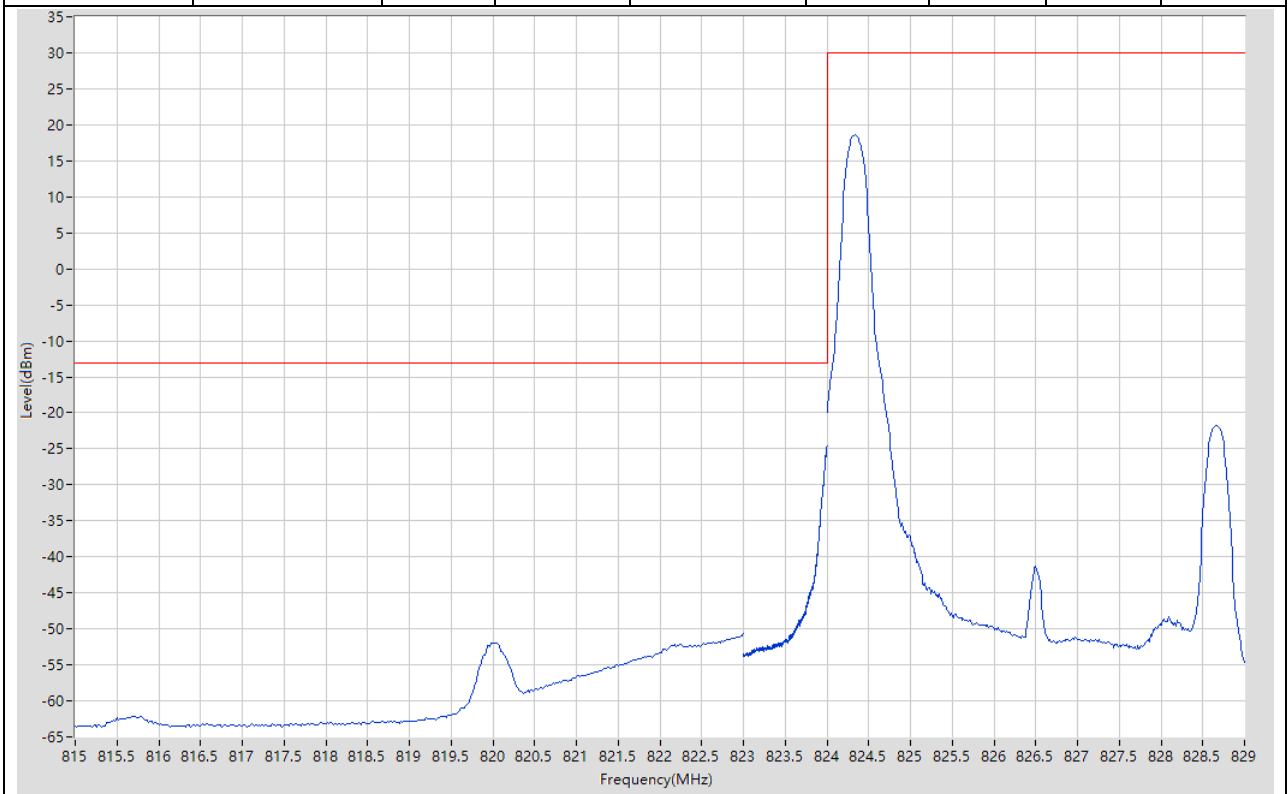
3.16. LTE Band Edge(NTNV)(Subtest:16, Channel:20635, Bandwidth:3, Modulation:Q16, RB Number: 15, RB Position:HIGH)

| Start Frequency (MHz) | Stop Frequency (MHz) | RBW (MHz) | Detector | Frequency (MHz) | Power (dBm) | Limit (dBm) | Verdict | Sweep Point |
|-----------------------|----------------------|-----------|----------|-----------------|-------------|-------------|---------|-------------|
| 846 | 849 | 0.1 | RMS | 848.423 | 6.02 | 30 | Pass | 401 |
| 849 | 850 | 0.03 | RMS | 849 | -31.41 | -13 | Pass | 401 |
| 850 | 860 | 0.1 | RMS | 850.05 | -34.11 | -13 | Pass | 401 |



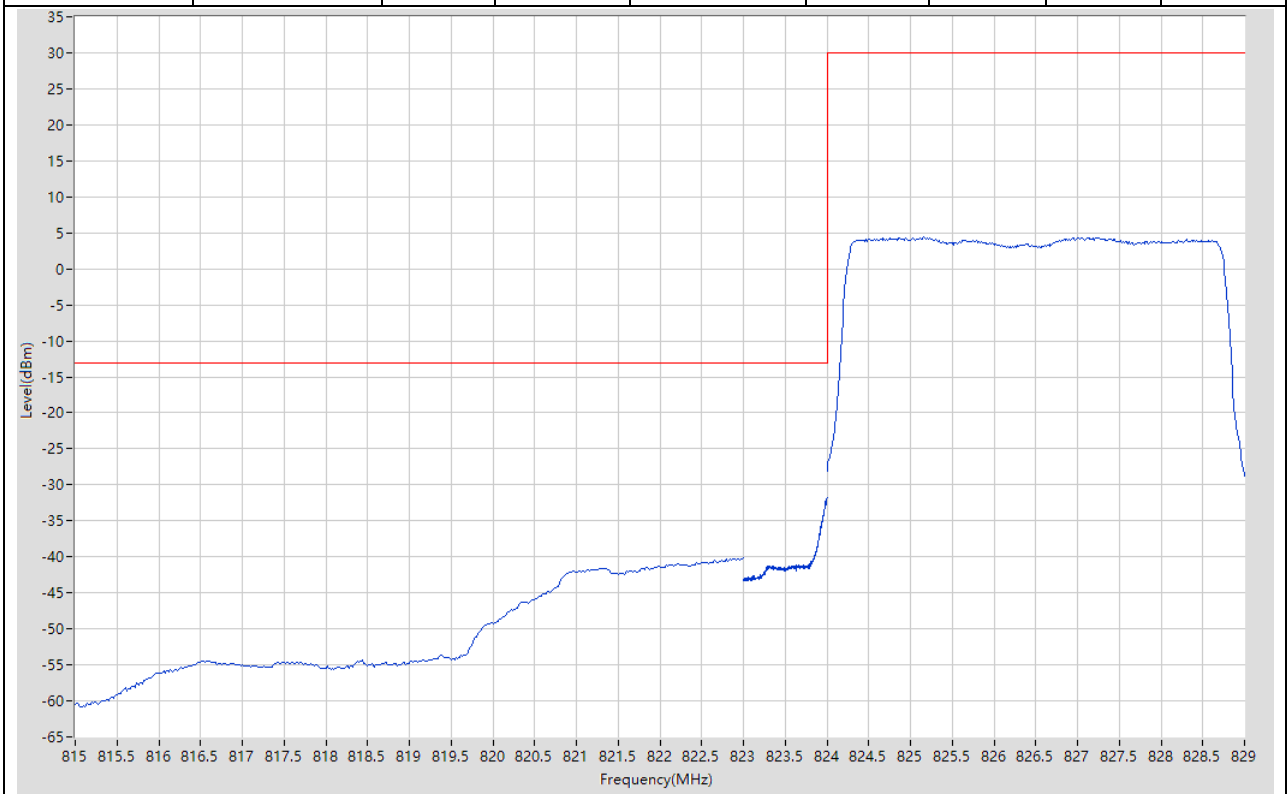
3.17. LTE Band Edge(NTNV)(Subtest:17, Channel:20425, Bandwidth:5, Modulation:QPSK, RB Number: 1, RB Position:LOW)

| Start Frequency (MHz) | Stop Frequency (MHz) | RBW (MHz) | Detector | Frequency (MHz) | Power (dBm) | Limit (dBm) | Verdict | Sweep Point |
|-----------------------|----------------------|-----------|----------|-----------------|-------------|-------------|---------|-------------|
| 815 | 823 | 0.1 | RMS | 823 | -50.67 | -13 | Pass | 401 |
| 823 | 824 | 0.051 | RMS | 824 | -24.54 | -13 | Pass | 401 |
| 824 | 829 | 0.1 | RMS | 824.338 | 18.6 | 30 | Pass | 401 |



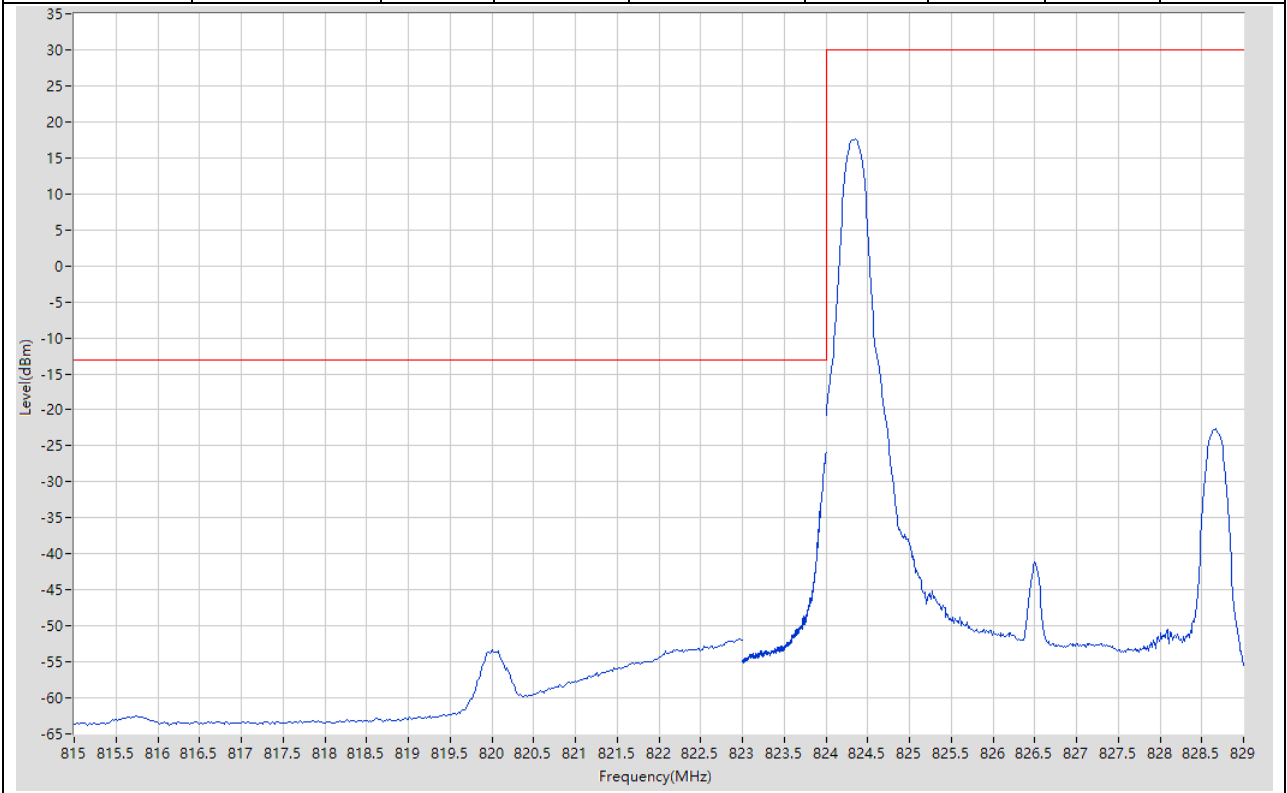
3.18. LTE Band Edge(NTNV)(Subtest:18, Channel:20425, Bandwidth:5, Modulation:QPSK, RB Number: 25, RB Position:LOW)

| Start Frequency (MHz) | Stop Frequency (MHz) | RBW (MHz) | Detector | Frequency (MHz) | Power (dBm) | Limit (dBm) | Verdict | Sweep Point |
|-----------------------|----------------------|-----------|----------|-----------------|-------------|-------------|---------|-------------|
| 815 | 823 | 0.1 | RMS | 823 | -40.12 | -13 | Pass | 401 |
| 823 | 824 | 0.051 | RMS | 824 | -31.77 | -13 | Pass | 401 |
| 824 | 829 | 0.1 | RMS | 825.163 | 4.4 | 30 | Pass | 401 |



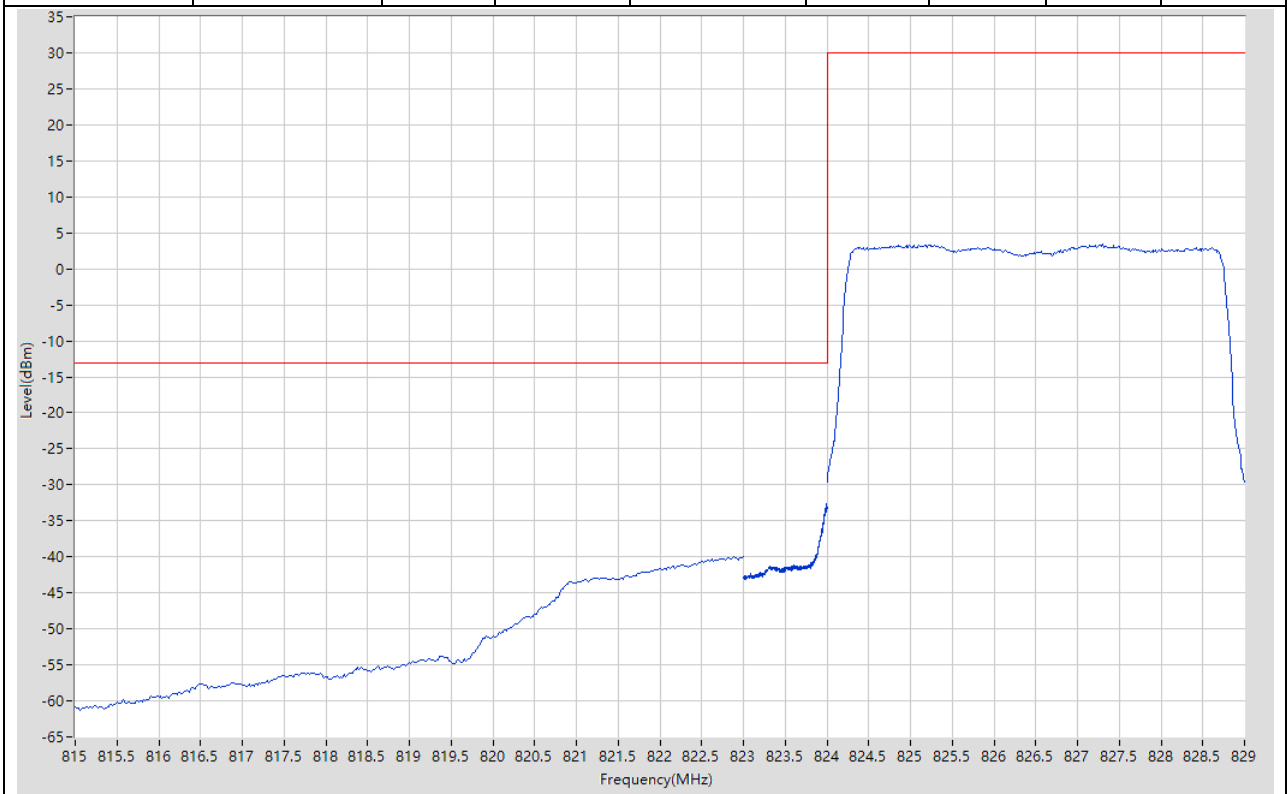
3.19. LTE Band Edge(NTNV)(Subtest:19, Channel:20425, Bandwidth:5, Modulation:Q16, RB Number: 1, RB Position:LOW)

| Start Frequency (MHz) | Stop Frequency (MHz) | RBW (MHz) | Detector | Frequency (MHz) | Power (dBm) | Limit (dBm) | Verdict | Sweep Point |
|-----------------------|----------------------|-----------|----------|-----------------|-------------|-------------|---------|-------------|
| 815 | 823 | 0.1 | RMS | 822.96 | -51.88 | -13 | Pass | 401 |
| 823 | 824 | 0.051 | RMS | 824 | -25.99 | -13 | Pass | 401 |
| 824 | 829 | 0.1 | RMS | 824.35 | 17.57 | 30 | Pass | 401 |



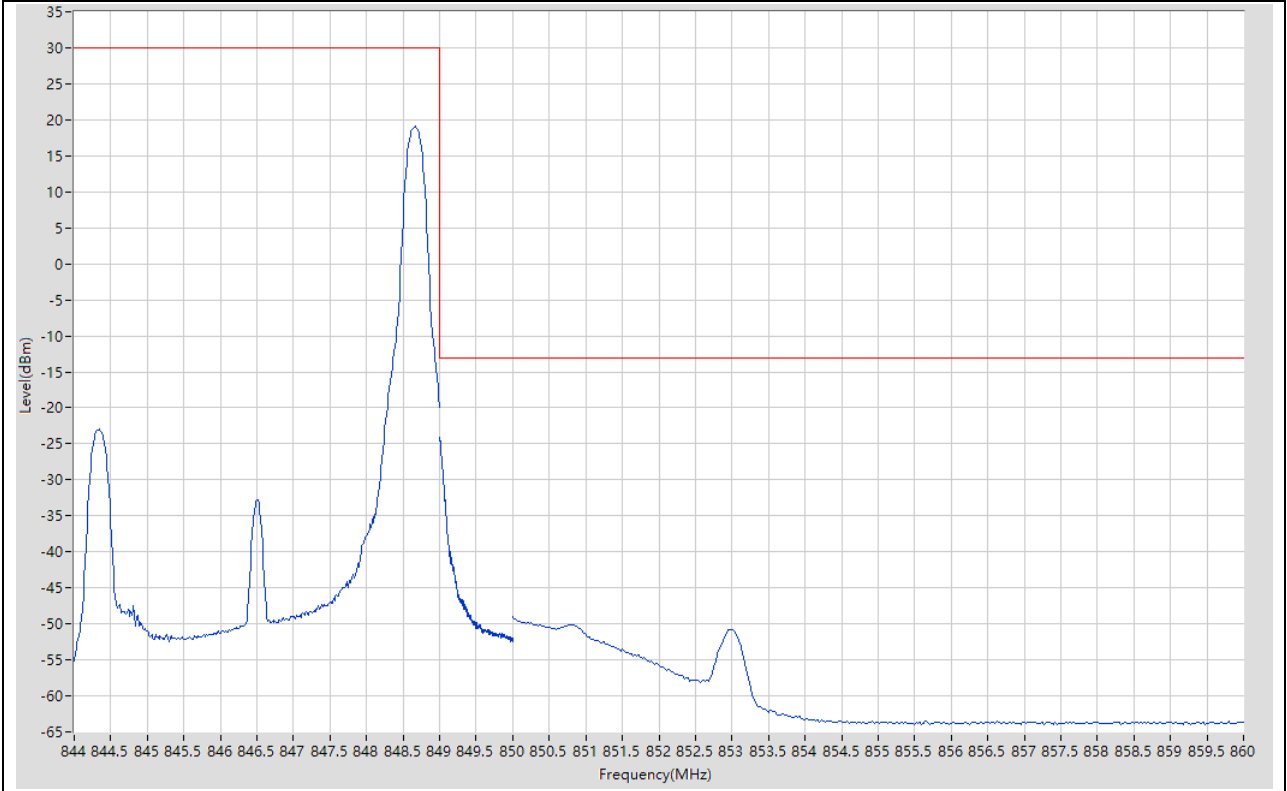
3.20. LTE Band Edge(NTNV)(Subtest:20, Channel:20425, Bandwidth:5, Modulation:Q16, RB Number: 25, RB Position:LOW)

| Start Frequency (MHz) | Stop Frequency (MHz) | RBW (MHz) | Detector | Frequency (MHz) | Power (dBm) | Limit (dBm) | Verdict | Sweep Point |
|-----------------------|----------------------|-----------|----------|-----------------|-------------|-------------|---------|-------------|
| 815 | 823 | 0.1 | RMS | 823 | -39.88 | -13 | Pass | 401 |
| 823 | 824 | 0.051 | RMS | 823.998 | -32.69 | -13 | Pass | 401 |
| 824 | 829 | 0.1 | RMS | 827.3 | 3.41 | 30 | Pass | 401 |



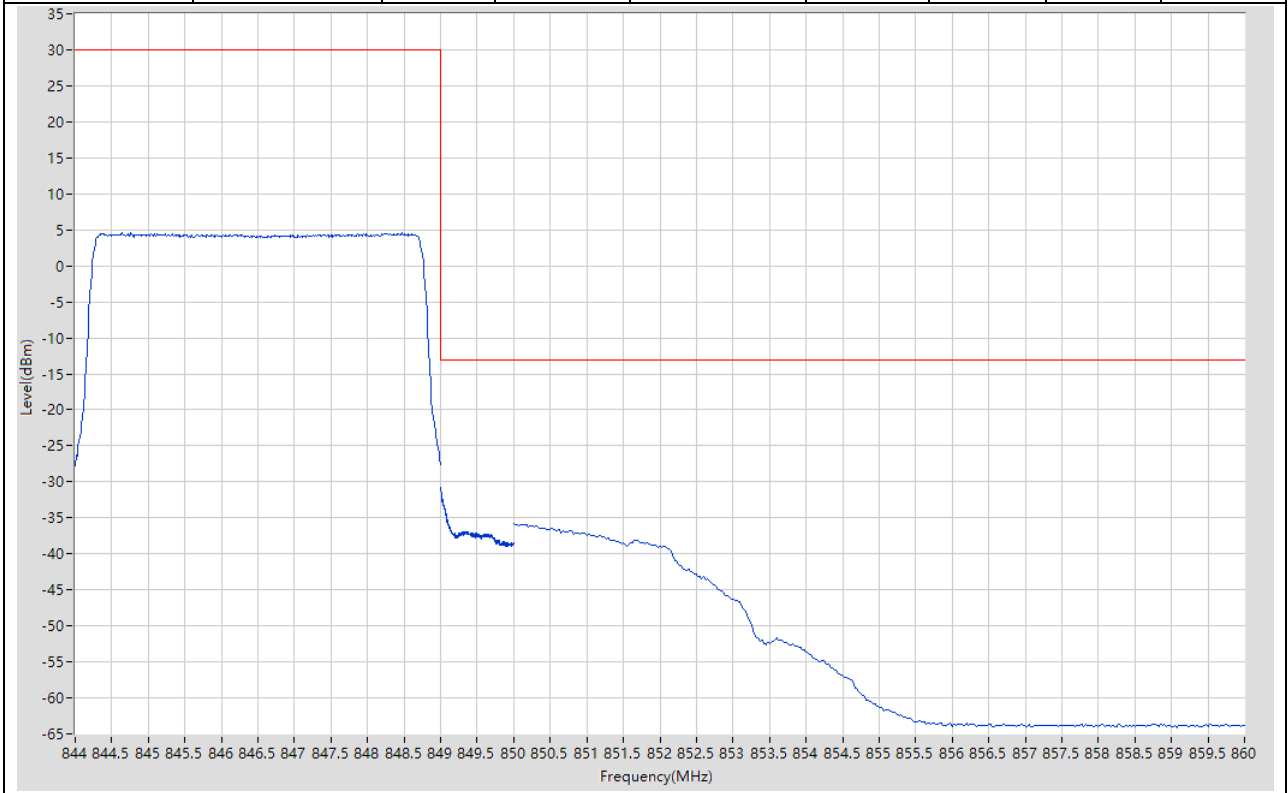
3.21. LTE Band Edge(NTNV)(Subtest:21, Channel:20625, Bandwidth:5, Modulation:QPSK, RB Number: 1, RB Position:HIGH)

| Start Frequency (MHz) | Stop Frequency (MHz) | RBW (MHz) | Detector | Frequency (MHz) | Power (dBm) | Limit (dBm) | Verdict | Sweep Point |
|-----------------------|----------------------|-----------|----------|-----------------|-------------|-------------|---------|-------------|
| 844 | 849 | 0.1 | RMS | 848.663 | 19.11 | 30 | Pass | 401 |
| 849 | 850 | 0.051 | RMS | 849 | -24.09 | -13 | Pass | 401 |
| 850 | 860 | 0.1 | RMS | 850 | -49 | -13 | Pass | 401 |



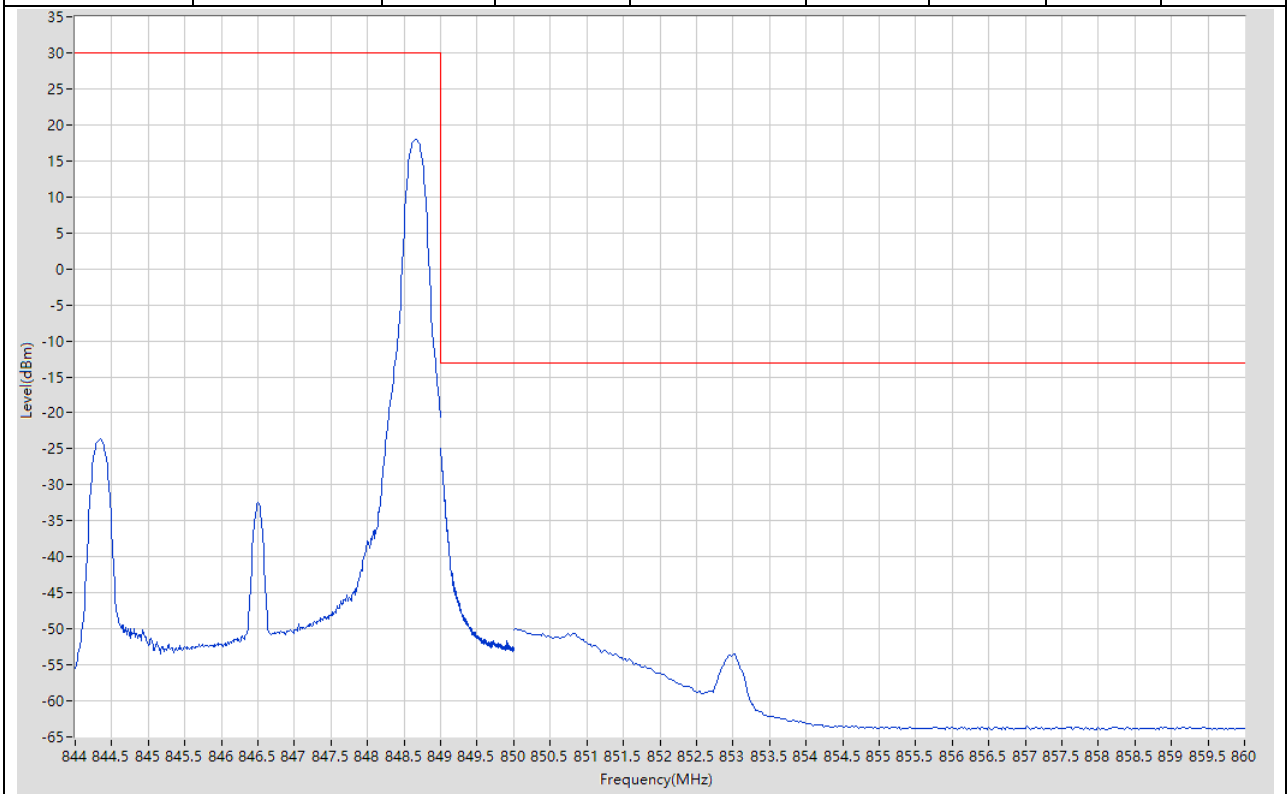
3.22. LTE Band Edge(NTNV)(Subtest:22, Channel:20625, Bandwidth:5, Modulation:QPSK, RB Number: 25, RB Position:HIGH)

| Start Frequency (MHz) | Stop Frequency (MHz) | RBW (MHz) | Detector | Frequency (MHz) | Power (dBm) | Limit (dBm) | Verdict | Sweep Point |
|-----------------------|----------------------|-----------|----------|-----------------|-------------|-------------|---------|-------------|
| 844 | 849 | 0.1 | RMS | 848.475 | 4.6 | 30 | Pass | 401 |
| 849 | 850 | 0.051 | RMS | 849 | -30.86 | -13 | Pass | 401 |
| 850 | 860 | 0.1 | RMS | 850 | -35.8 | -13 | Pass | 401 |



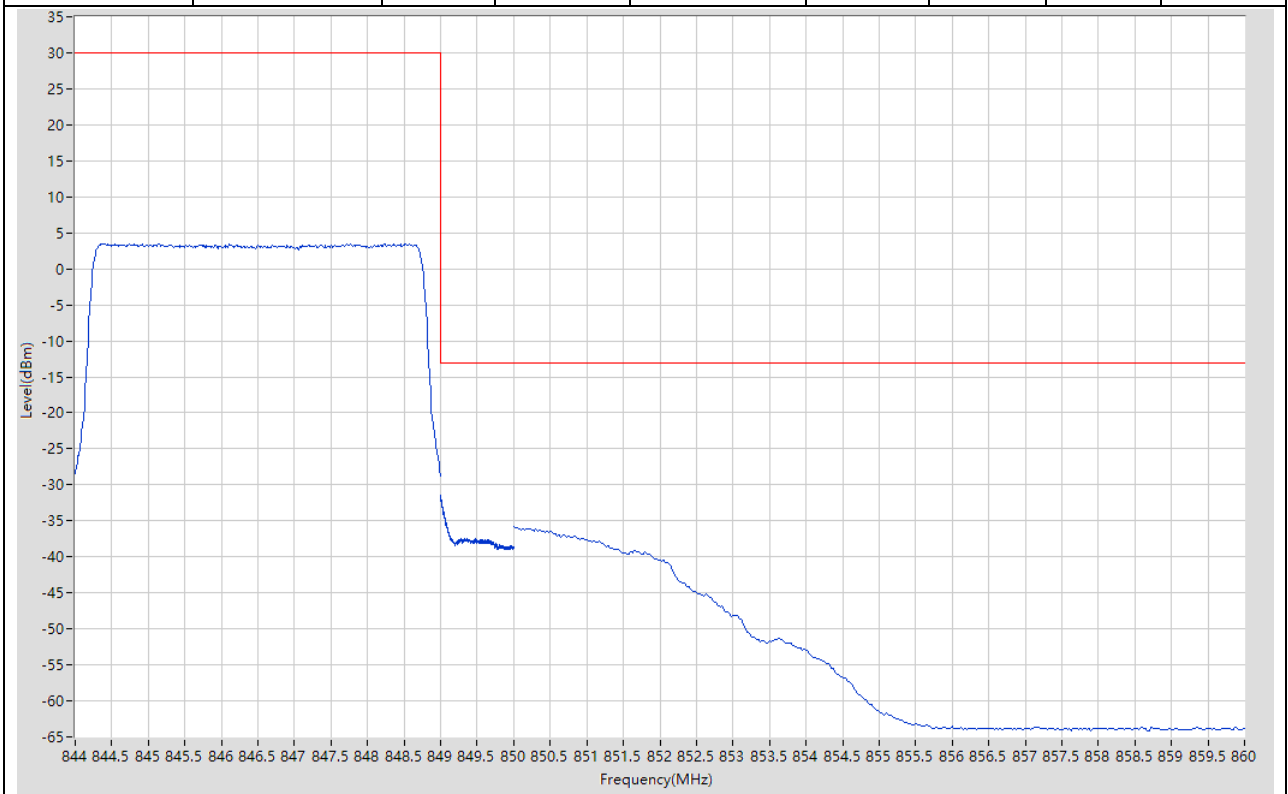
3.23. LTE Band Edge(NTNV)(Subtest:23, Channel:20625, Bandwidth:5, Modulation:Q16, RB Number: 1, RB Position:HIGH)

| Start Frequency (MHz) | Stop Frequency (MHz) | RBW (MHz) | Detector | Frequency (MHz) | Power (dBm) | Limit (dBm) | Verdict | Sweep Point |
|-----------------------|----------------------|-----------|----------|-----------------|-------------|-------------|---------|-------------|
| 844 | 849 | 0.1 | RMS | 848.663 | 18.04 | 30 | Pass | 401 |
| 849 | 850 | 0.051 | RMS | 849 | -24.87 | -13 | Pass | 401 |
| 850 | 860 | 0.1 | RMS | 850.025 | -50.06 | -13 | Pass | 401 |



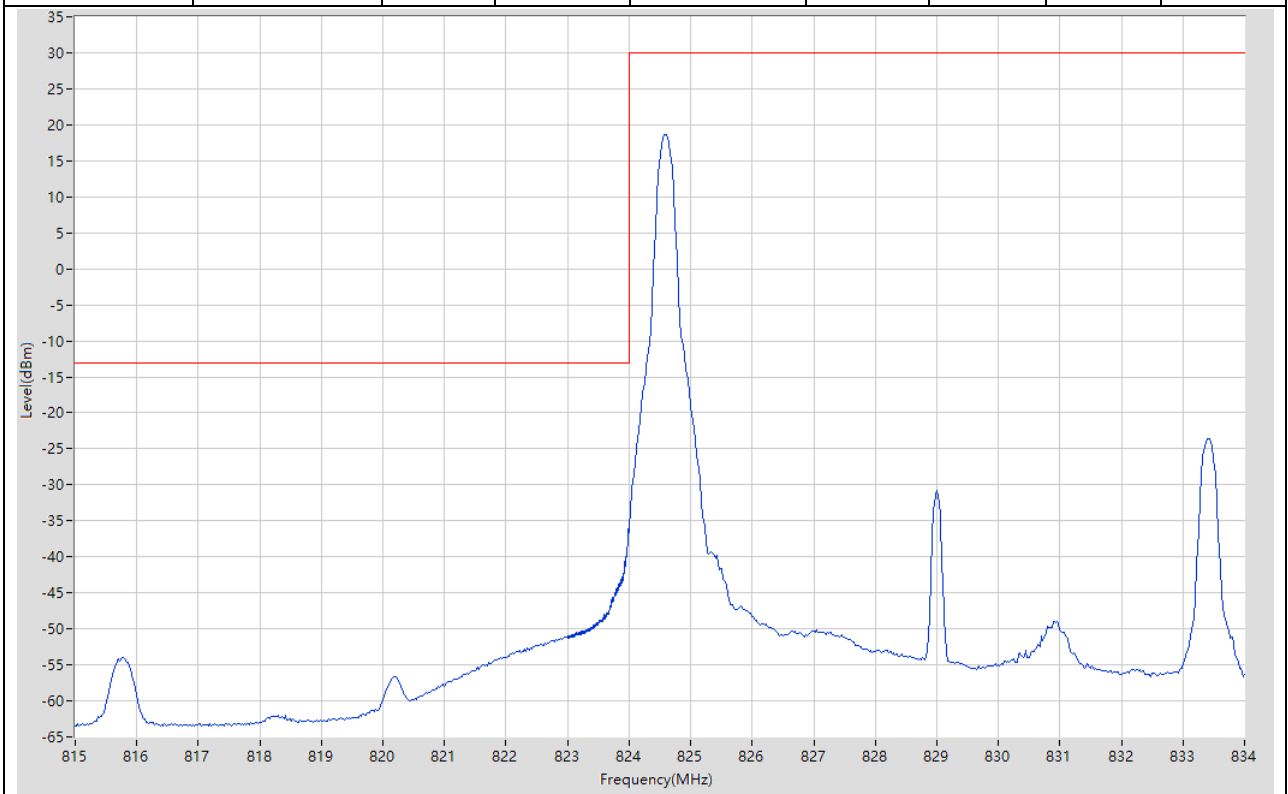
3.24. LTE Band Edge(NTNV)(Subtest:24, Channel:20625, Bandwidth:5, Modulation:Q16, RB Number: 25, RB Position:HIGH)

| Start Frequency (MHz) | Stop Frequency (MHz) | RBW (MHz) | Detector | Frequency (MHz) | Power (dBm) | Limit (dBm) | Verdict | Sweep Point |
|-----------------------|----------------------|-----------|----------|-----------------|-------------|-------------|---------|-------------|
| 844 | 849 | 0.1 | RMS | 844.363 | 3.53 | 30 | Pass | 401 |
| 849 | 850 | 0.051 | RMS | 849 | -31.51 | -13 | Pass | 401 |
| 850 | 860 | 0.1 | RMS | 850 | -35.71 | -13 | Pass | 401 |



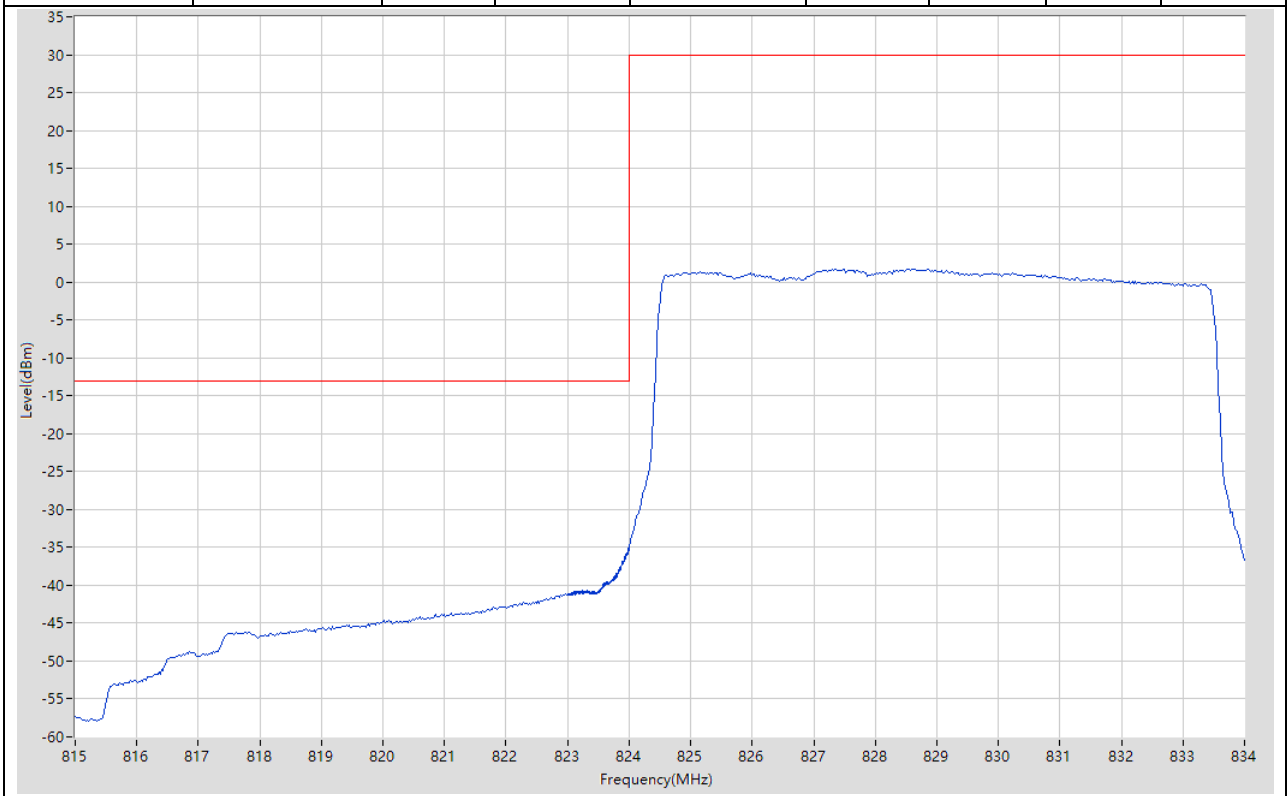
3.25. LTE Band Edge(NTNV)(Subtest:25, Channel:20450, Bandwidth:10, Modulation:QPSK, RB Number: 1, RB Position:LOW)

| Start Frequency (MHz) | Stop Frequency (MHz) | RBW (MHz) | Detector | Frequency (MHz) | Power (dBm) | Limit (dBm) | Verdict | Sweep Point |
|-----------------------|----------------------|-----------|----------|-----------------|-------------|-------------|---------|-------------|
| 815 | 823 | 0.1 | RMS | 823 | -50.91 | -13 | Pass | 401 |
| 823 | 824 | 0.1 | RMS | 824 | -35.42 | -13 | Pass | 401 |
| 824 | 834 | 0.1 | RMS | 824.575 | 18.62 | 30 | Pass | 401 |



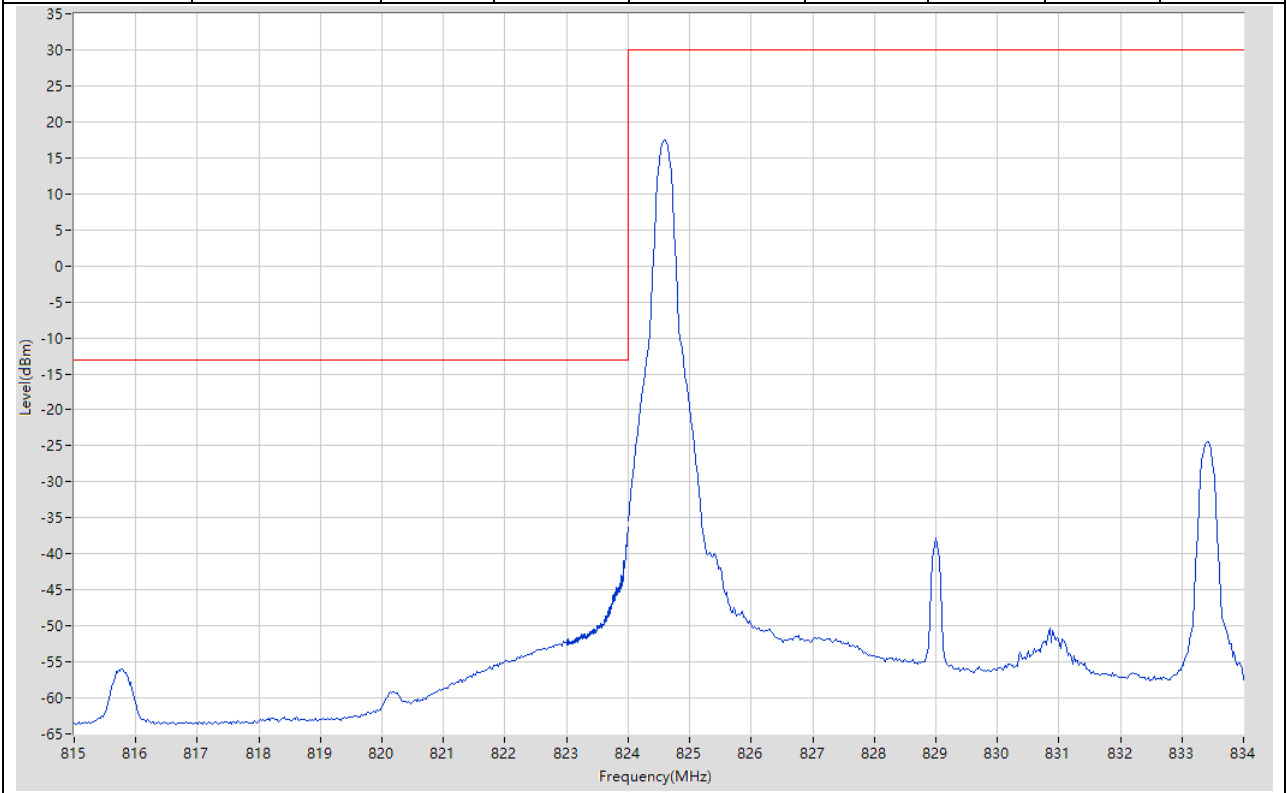
3.26. LTE Band Edge(NTNV)(Subtest:26, Channel:20450, Bandwidth:10, Modulation:QPSK, RB Number: 50, RB Position:LOW)

| Start Frequency (MHz) | Stop Frequency (MHz) | RBW (MHz) | Detector | Frequency (MHz) | Power (dBm) | Limit (dBm) | Verdict | Sweep Point |
|-----------------------|----------------------|-----------|----------|-----------------|-------------|-------------|---------|-------------|
| 815 | 823 | 0.1 | RMS | 822.96 | -41.18 | -13 | Pass | 401 |
| 823 | 824 | 0.1 | RMS | 824 | -34.85 | -13 | Pass | 401 |
| 824 | 834 | 0.1 | RMS | 828.6 | 1.75 | 30 | Pass | 401 |



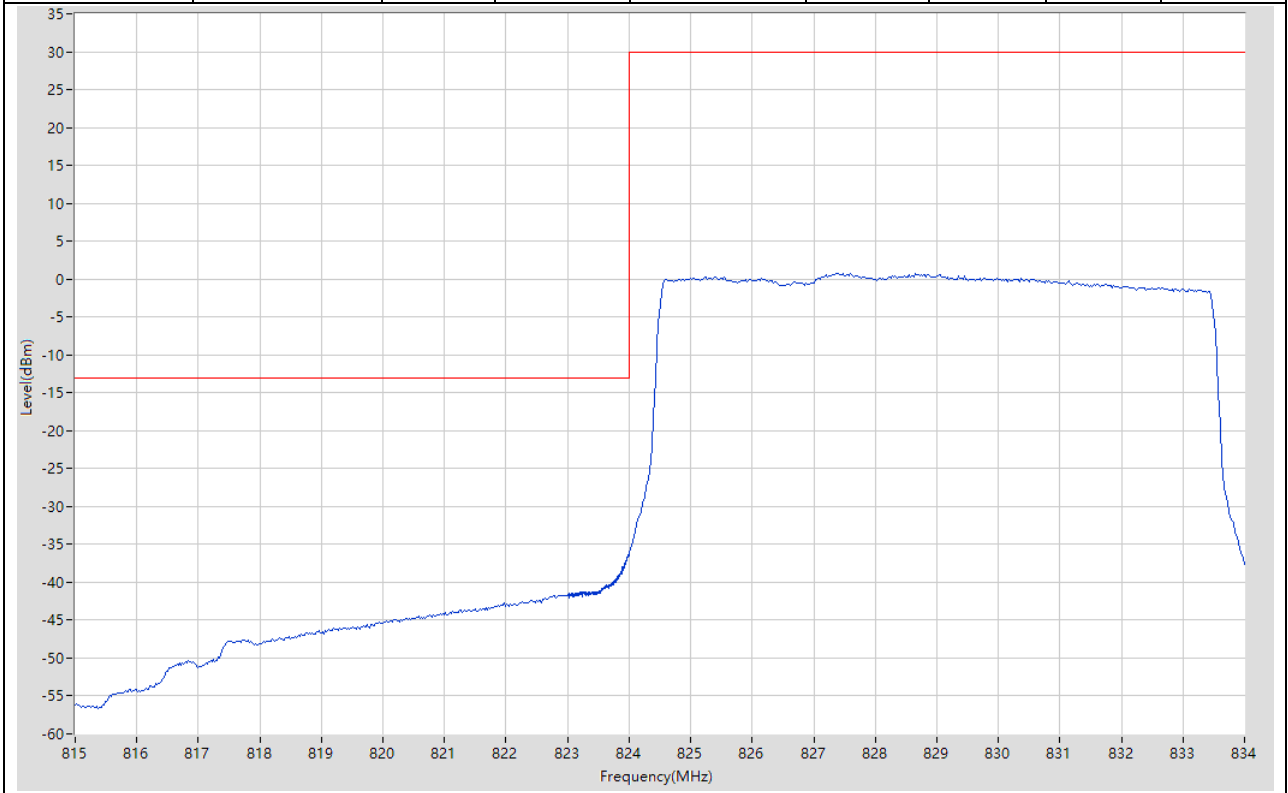
3.27. LTE Band Edge(NTNV)(Subtest:27, Channel:20450, Bandwidth:10, Modulation:Q16, RB Number: 1, RB Position:LOW)

| Start Frequency (MHz) | Stop Frequency (MHz) | RBW (MHz) | Detector | Frequency (MHz) | Power (dBm) | Limit (dBm) | Verdict | Sweep Point |
|-----------------------|----------------------|-----------|----------|-----------------|-------------|-------------|---------|-------------|
| 815 | 823 | 0.1 | RMS | 822.94 | -52.15 | -13 | Pass | 401 |
| 823 | 824 | 0.1 | RMS | 824 | -36.26 | -13 | Pass | 401 |
| 824 | 834 | 0.1 | RMS | 824.6 | 17.5 | 30 | Pass | 401 |



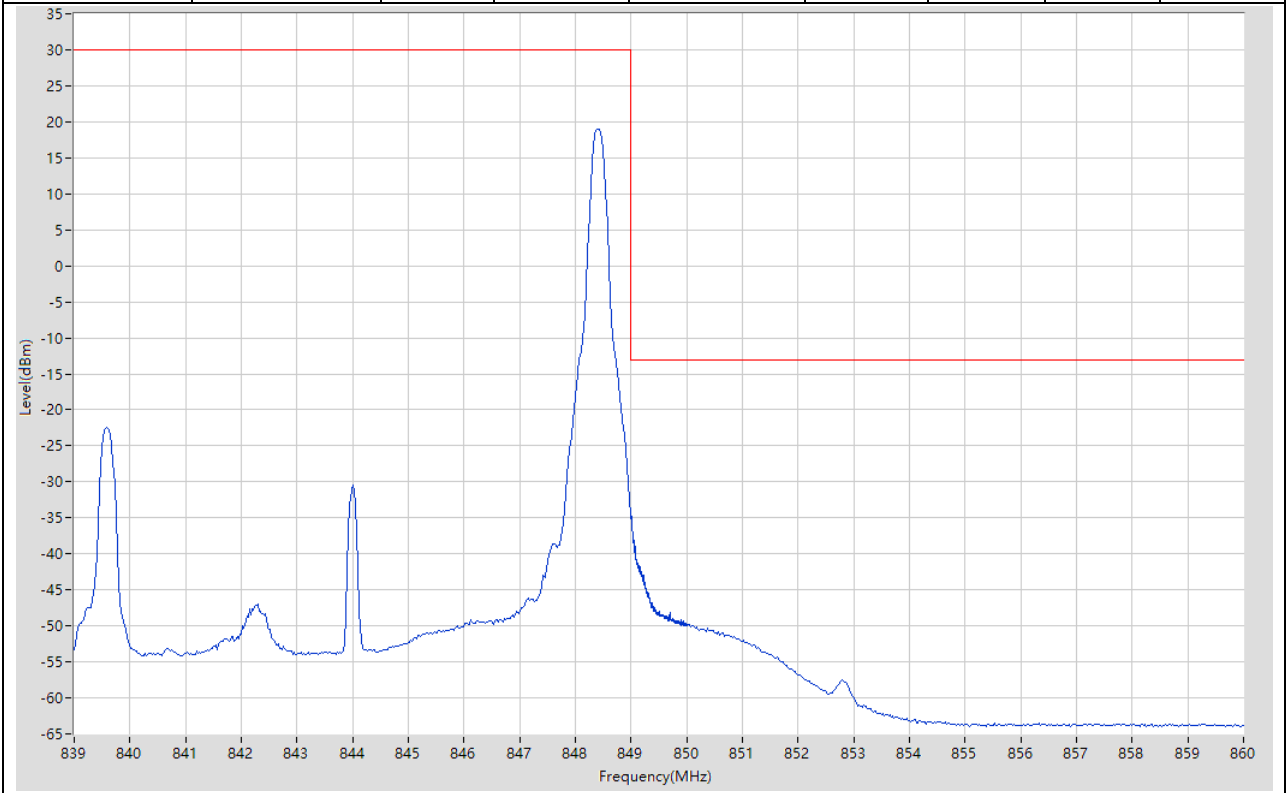
3.28. LTE Band Edge(NTNV)(Subtest:28, Channel:20450, Bandwidth:10, Modulation:Q16, RB Number: 50, RB Position:LOW)

| Start Frequency (MHz) | Stop Frequency (MHz) | RBW (MHz) | Detector | Frequency (MHz) | Power (dBm) | Limit (dBm) | Verdict | Sweep Point |
|-----------------------|----------------------|-----------|----------|-----------------|-------------|-------------|---------|-------------|
| 815 | 823 | 0.1 | RMS | 823 | -41.64 | -13 | Pass | 401 |
| 823 | 824 | 0.1 | RMS | 824 | -35.92 | -13 | Pass | 401 |
| 824 | 834 | 0.1 | RMS | 827.6 | 0.73 | 30 | Pass | 401 |



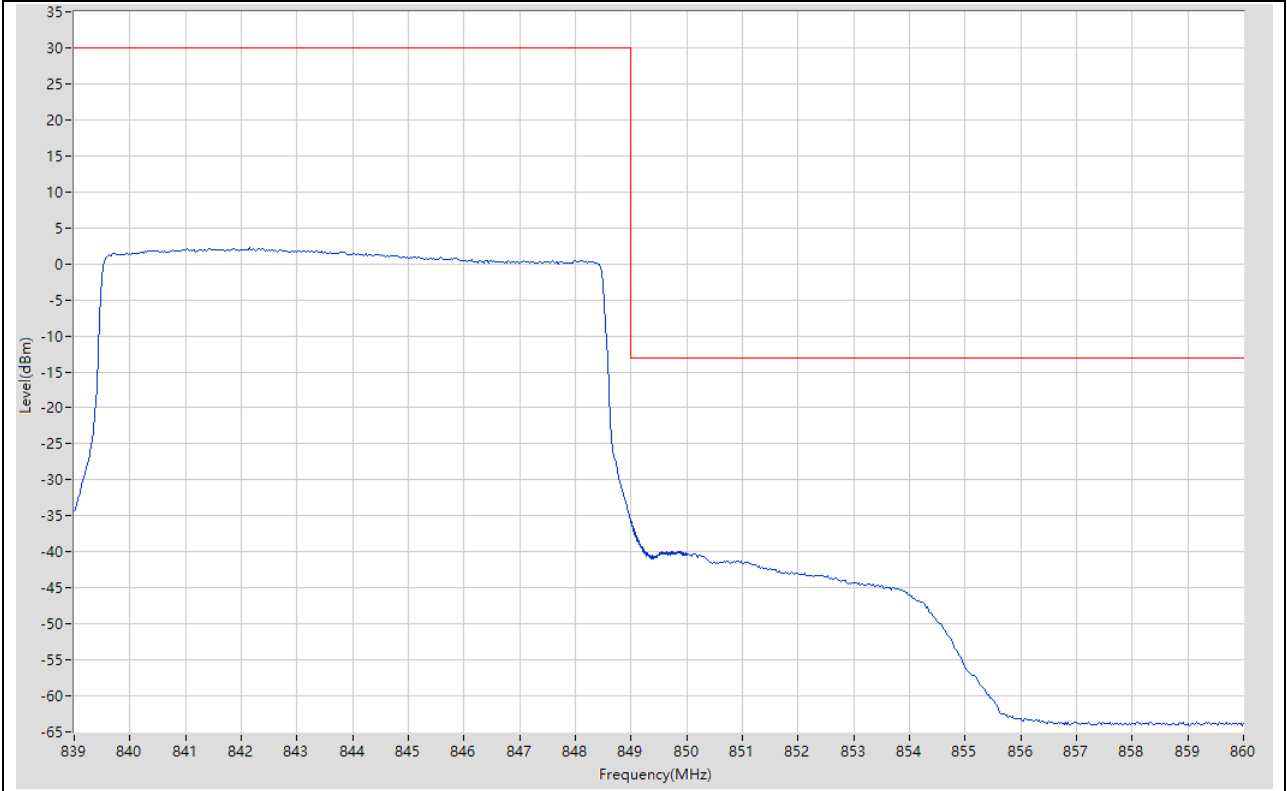
3.29. LTE Band Edge(NTNV)(Subtest:29, Channel:20600, Bandwidth:10, Modulation:QPSK, RB Number: 1, RB Position:HIGH)

| Start Frequency (MHz) | Stop Frequency (MHz) | RBW (MHz) | Detector | Frequency (MHz) | Power (dBm) | Limit (dBm) | Verdict | Sweep Point |
|-----------------------|----------------------|-----------|----------|-----------------|-------------|-------------|---------|-------------|
| 839 | 849 | 0.1 | RMS | 848.4 | 19.03 | 30 | Pass | 401 |
| 849 | 850 | 0.1 | RMS | 849 | -34.41 | -13 | Pass | 401 |
| 850 | 860 | 0.1 | RMS | 850.025 | -49.74 | -13 | Pass | 401 |



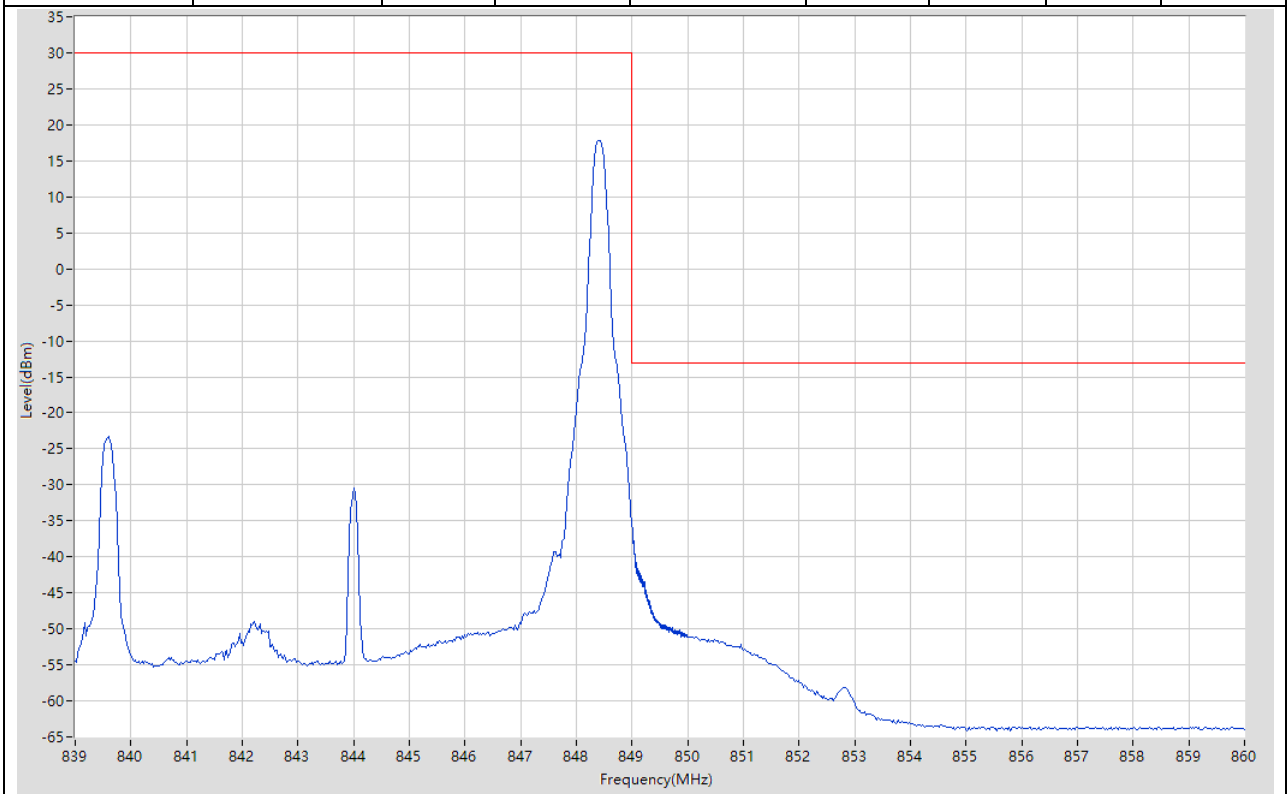
3.30. LTE Band Edge(NTNV)(Subtest:30, Channel:20600, Bandwidth:10, Modulation:QPSK, RB Number: 50, RB Position:HIGH)

| Start Frequency (MHz) | Stop Frequency (MHz) | RBW (MHz) | Detector | Frequency (MHz) | Power (dBm) | Limit (dBm) | Verdict | Sweep Point |
|-----------------------|----------------------|-----------|----------|-----------------|-------------|-------------|---------|-------------|
| 839 | 849 | 0.1 | RMS | 842.15 | 2.2 | 30 | Pass | 401 |
| 849 | 850 | 0.1 | RMS | 849 | -35.62 | -13 | Pass | 401 |
| 850 | 860 | 0.1 | RMS | 850.025 | -40.32 | -13 | Pass | 401 |



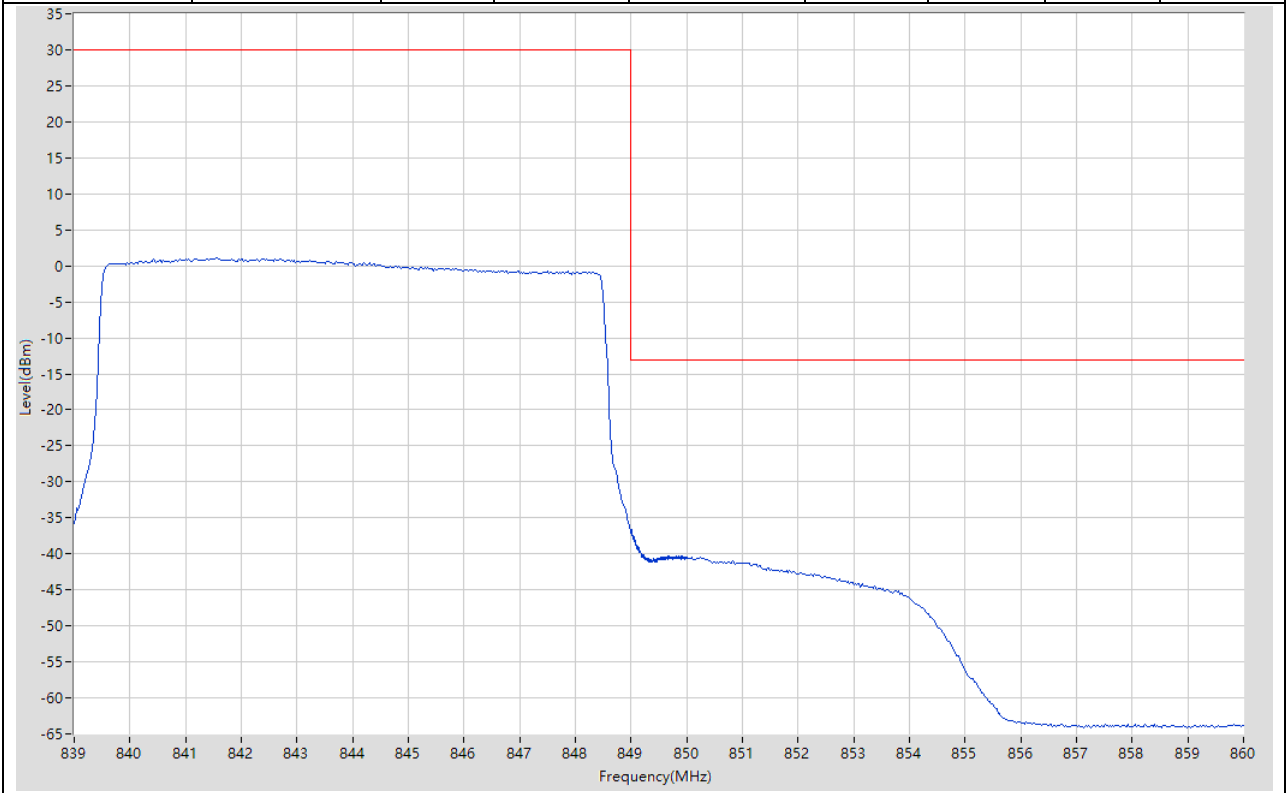
3.31. LTE Band Edge(NTNV)(Subtest:31, Channel:20600, Bandwidth:10, Modulation:Q16, RB Number: 1, RB Position:HIGH)

| Start Frequency (MHz) | Stop Frequency (MHz) | RBW (MHz) | Detector | Frequency (MHz) | Power (dBm) | Limit (dBm) | Verdict | Sweep Point |
|-----------------------|----------------------|-----------|----------|-----------------|-------------|-------------|---------|-------------|
| 839 | 849 | 0.1 | RMS | 848.4 | 17.83 | 30 | Pass | 401 |
| 849 | 850 | 0.1 | RMS | 849 | -34.84 | -13 | Pass | 401 |
| 850 | 860 | 0.1 | RMS | 850.1 | -51.09 | -13 | Pass | 401 |



3.32. LTE Band Edge(NTNV)(Subtest:32, Channel:20600, Bandwidth:10, Modulation:Q16, RB Number: 50, RB Position:HIGH)

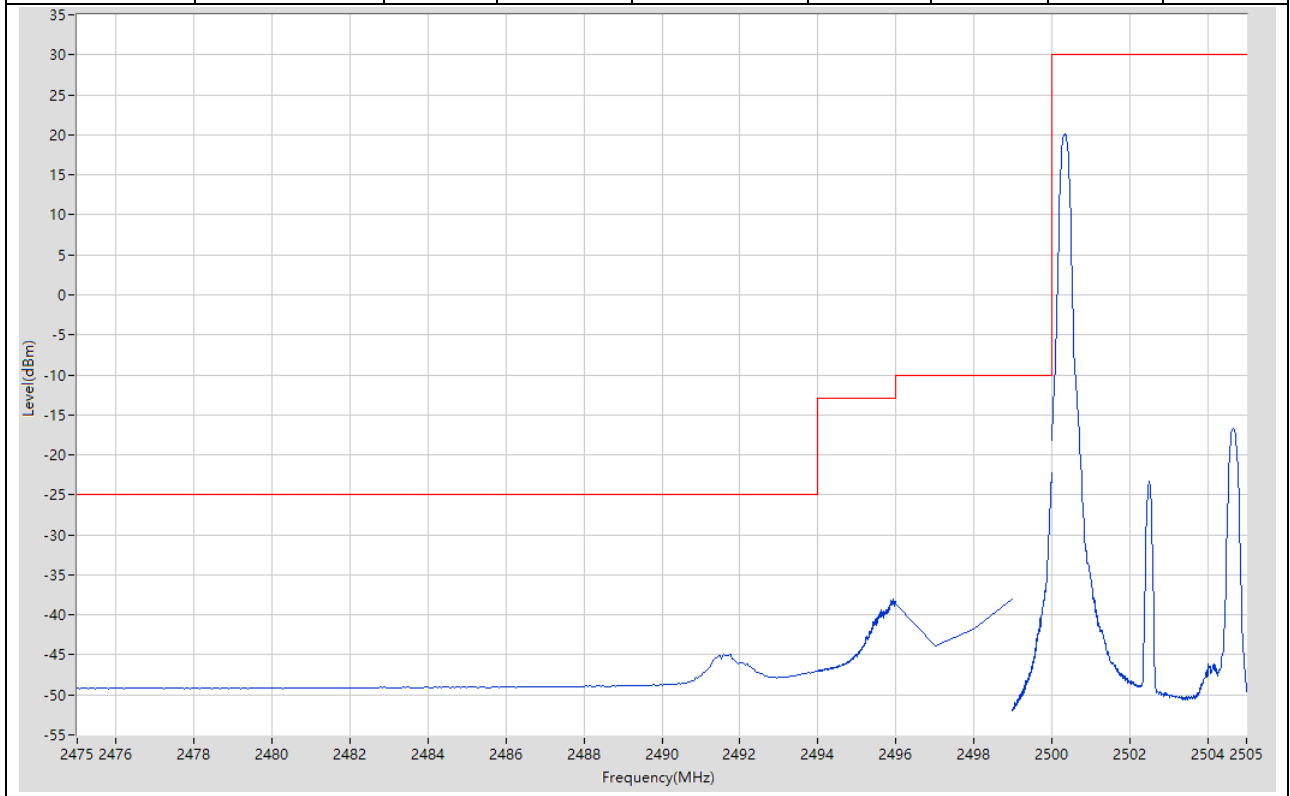
| Start Frequency (MHz) | Stop Frequency (MHz) | RBW (MHz) | Detector | Frequency (MHz) | Power (dBm) | Limit (dBm) | Verdict | Sweep Point |
|-----------------------|----------------------|-----------|----------|-----------------|-------------|-------------|---------|-------------|
| 839 | 849 | 0.1 | RMS | 841.55 | 1.11 | 30 | Pass | 401 |
| 849 | 850 | 0.1 | RMS | 849.003 | -36.63 | -13 | Pass | 401 |
| 850 | 860 | 0.1 | RMS | 850.25 | -40.45 | -13 | Pass | 401 |



4. LTE_Band7

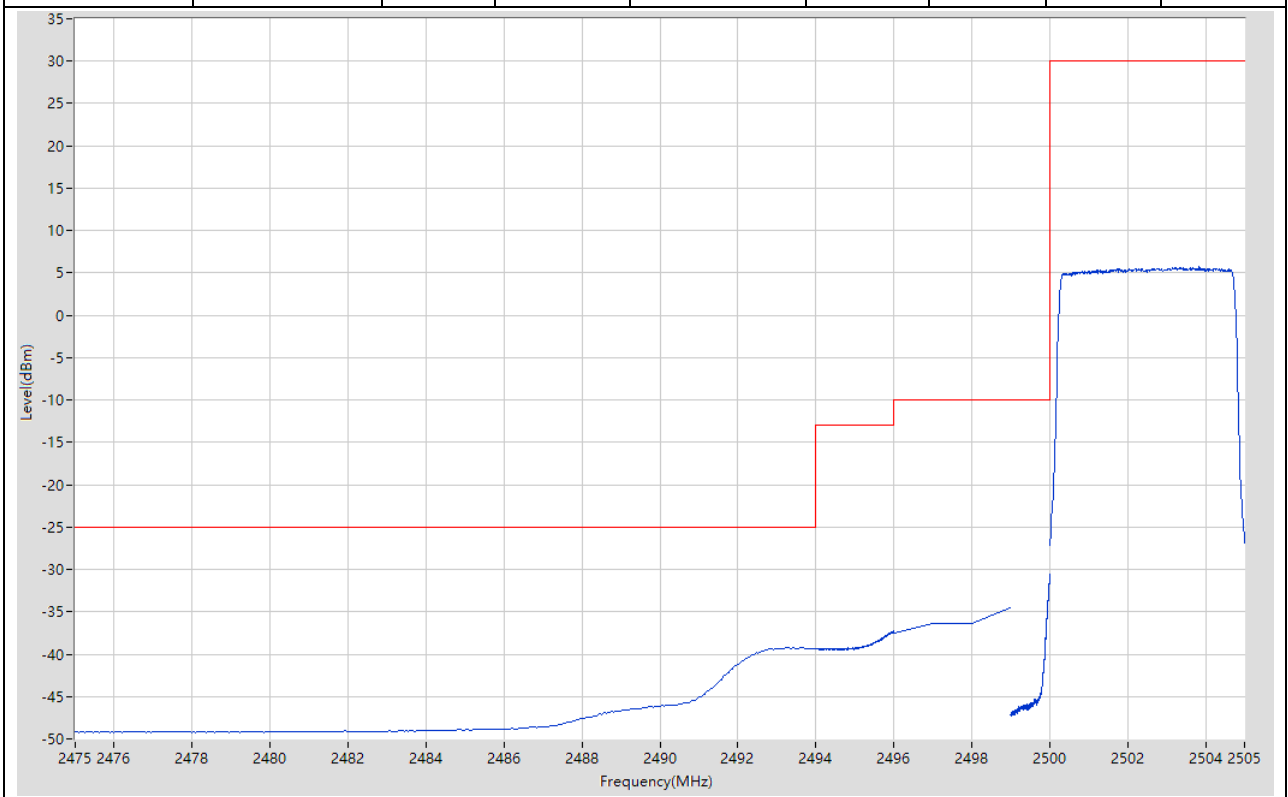
4.1. LTE Band Edge(NTNV)(Subtest:1, Channel:20775, Bandwidth:5, Modulation:QPSK, RB Number: 1, RB Position:LOW)

| Start Frequency (MHz) | Stop Frequency (MHz) | RBW (MHz) | Detector | Frequency (MHz) | Power (dBm) | Limit (dBm) | Verdict | Sweep Point |
|-----------------------|----------------------|-----------|----------|-----------------|-------------|-------------|---------|-------------|
| 2475 | 2494 | 1 | RMS | 2491.578 | -44.98 | -25 | Pass | 401 |
| 2494 | 2496 | 1 | RMS | 2495.95 | -38.06 | -13 | Pass | 401 |
| 2496 | 2499 | 1 | RMS | 2499 | -38.08 | -10 | Pass | 4 |
| 2499 | 2500 | 0.051 | RMS | 2500 | -22.28 | -10 | Pass | 401 |
| 2500 | 2505 | 0.1 | RMS | 2500.338 | 20.17 | 30 | Pass | 401 |



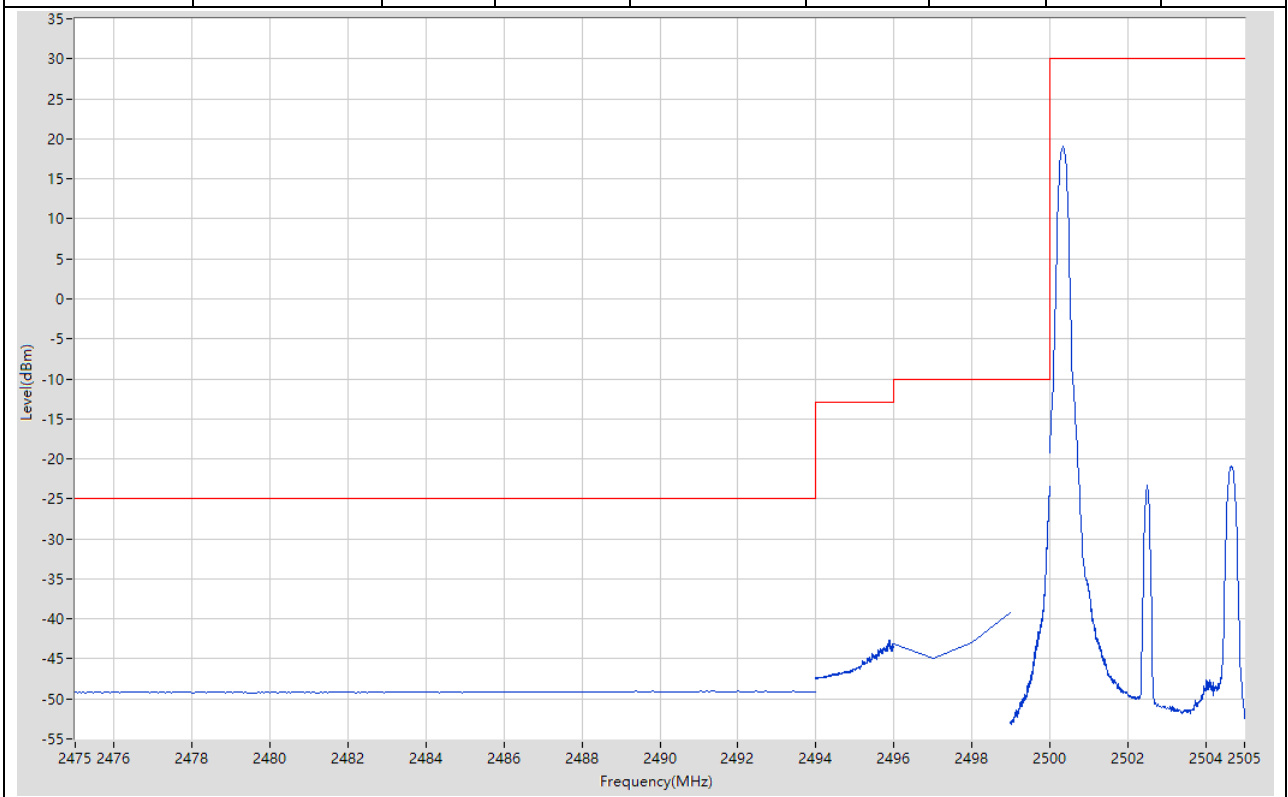
4.2. LTE Band Edge(NTNV)(Subtest:2, Channel:20775, Bandwidth:5, Modulation:QPSK, RB Number: 25, RB Position:LOW)

| Start Frequency (MHz) | Stop Frequency (MHz) | RBW (MHz) | Detector | Frequency (MHz) | Power (dBm) | Limit (dBm) | Verdict | Sweep Point |
|-----------------------|----------------------|-----------|----------|-----------------|-------------|-------------|---------|-------------|
| 2475 | 2494 | 1 | RMS | 2493.24 | -39.23 | -25 | Pass | 401 |
| 2494 | 2496 | 1 | RMS | 2496 | -37.28 | -13 | Pass | 401 |
| 2496 | 2499 | 1 | RMS | 2499 | -34.5 | -10 | Pass | 4 |
| 2499 | 2500 | 0.051 | RMS | 2499.995 | -30.61 | -10 | Pass | 401 |
| 2500 | 2505 | 0.1 | RMS | 2503.838 | 5.76 | 30 | Pass | 401 |



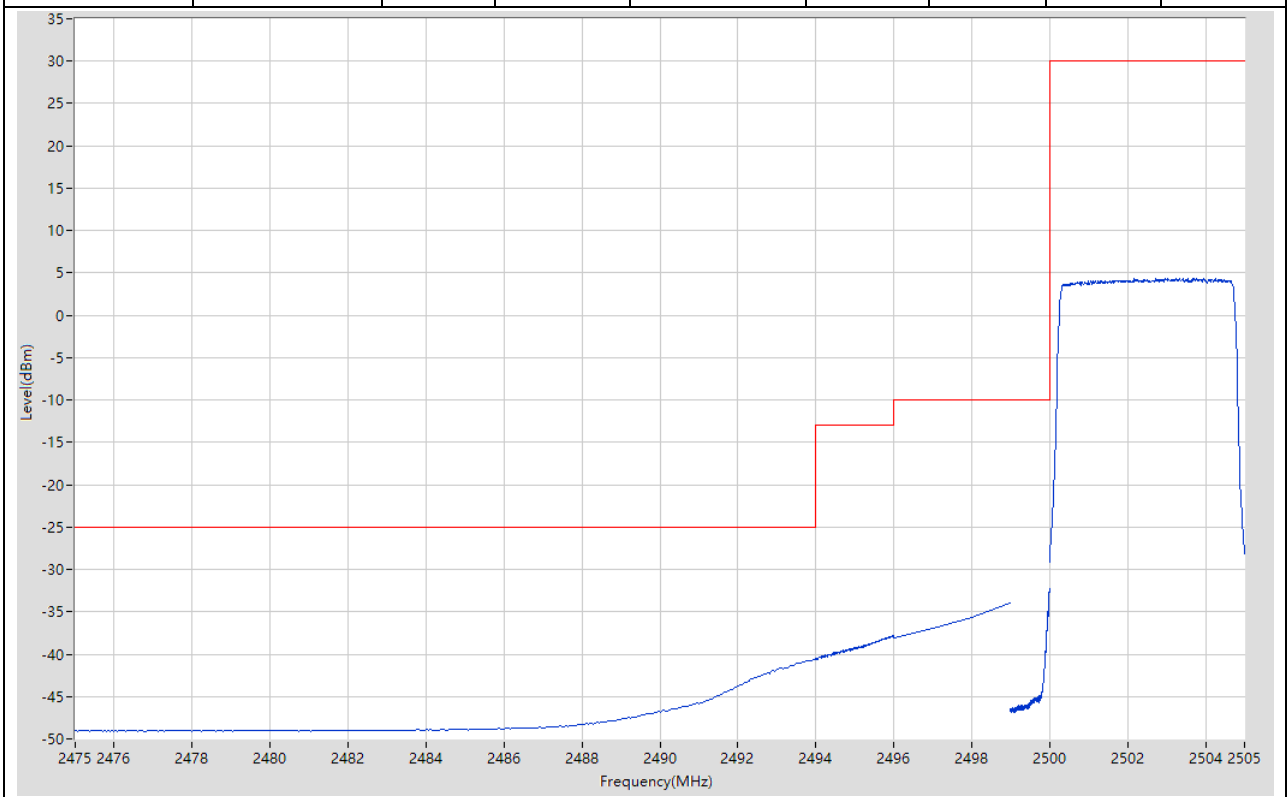
4.3. LTE Band Edge(NTNV)(Subtest:3, Channel:20775, Bandwidth:5, Modulation:Q16, RB Number: 1, RB Position:LOW)

| Start Frequency (MHz) | Stop Frequency (MHz) | RBW (MHz) | Detector | Frequency (MHz) | Power (dBm) | Limit (dBm) | Verdict | Sweep Point |
|-----------------------|----------------------|-----------|----------|-----------------|-------------|-------------|---------|-------------|
| 2475 | 2494 | 1 | RMS | 2491.34 | -49.05 | -25 | Pass | 401 |
| 2494 | 2496 | 1 | RMS | 2495.88 | -42.63 | -13 | Pass | 401 |
| 2496 | 2499 | 1 | RMS | 2499 | -39.2 | -10 | Pass | 4 |
| 2499 | 2500 | 0.051 | RMS | 2500 | -23.42 | -10 | Pass | 401 |
| 2500 | 2505 | 0.1 | RMS | 2500.35 | 19.06 | 30 | Pass | 401 |



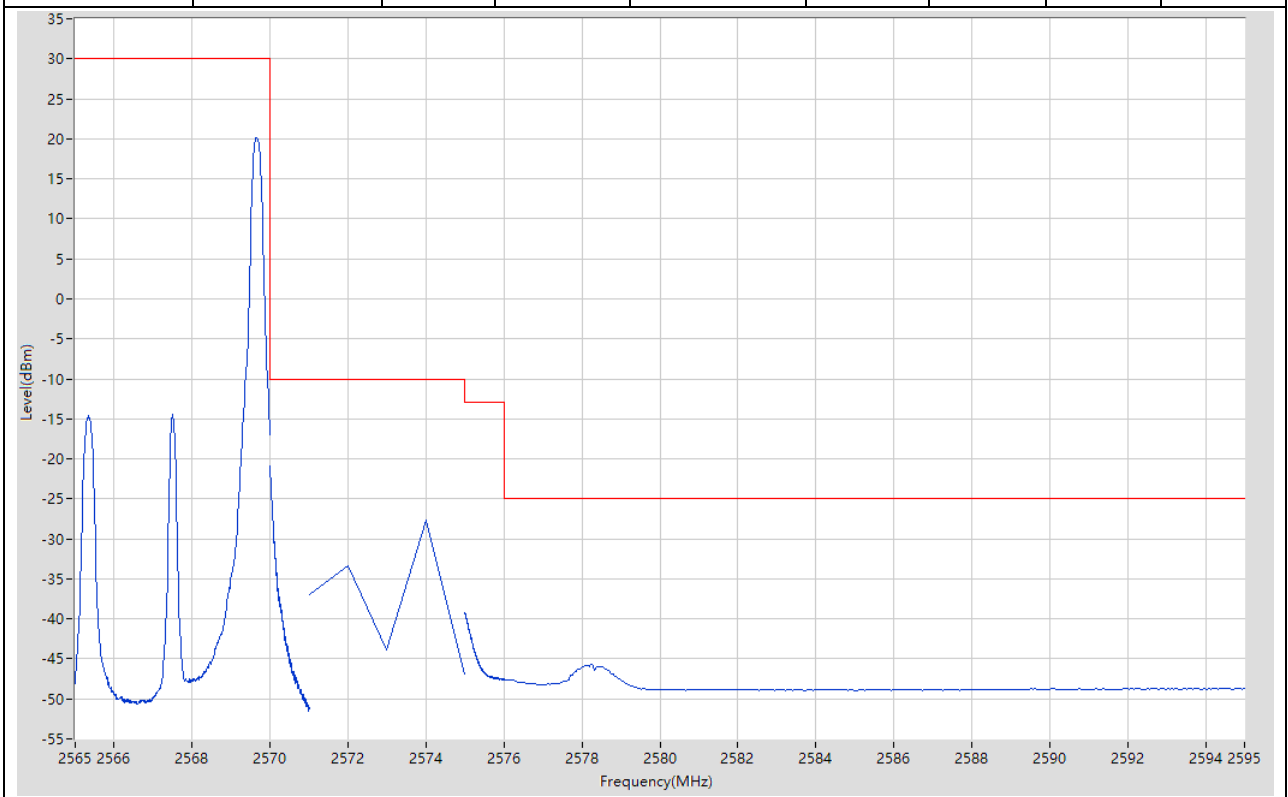
4.4. LTE Band Edge(NTNV)(Subtest:4, Channel:20775, Bandwidth:5, Modulation:Q16, RB Number: 25, RB Position:LOW)

| Start Frequency (MHz) | Stop Frequency (MHz) | RBW (MHz) | Detector | Frequency (MHz) | Power (dBm) | Limit (dBm) | Verdict | Sweep Point |
|-----------------------|----------------------|-----------|----------|-----------------|-------------|-------------|---------|-------------|
| 2475 | 2494 | 1 | RMS | 2493.953 | -40.58 | -25 | Pass | 401 |
| 2494 | 2496 | 1 | RMS | 2496 | -37.75 | -13 | Pass | 401 |
| 2496 | 2499 | 1 | RMS | 2499 | -34.02 | -10 | Pass | 4 |
| 2499 | 2500 | 0.051 | RMS | 2500 | -32.21 | -10 | Pass | 401 |
| 2500 | 2505 | 0.1 | RMS | 2503.425 | 4.34 | 30 | Pass | 401 |



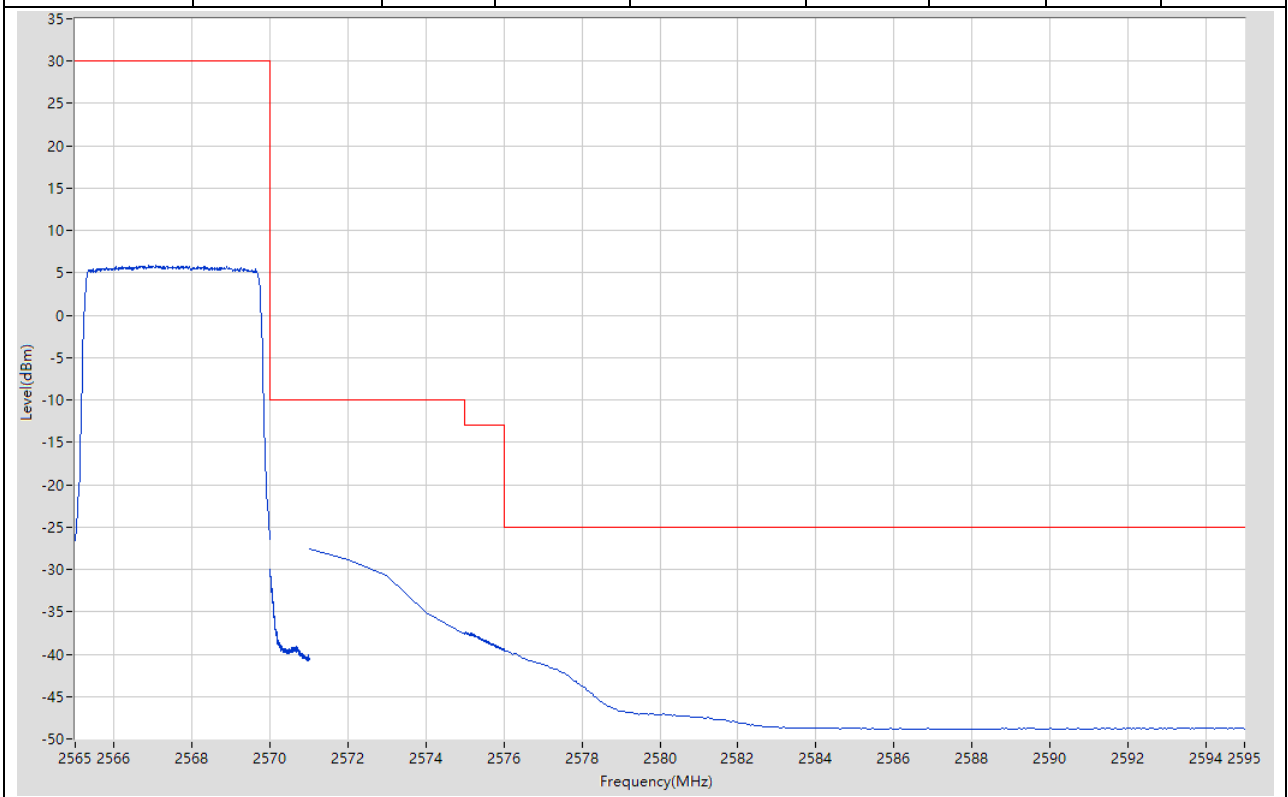
4.5. LTE Band Edge(NTNV)(Subtest:5, Channel:21425, Bandwidth:5, Modulation:QPSK, RB Number: 1, RB Position:HIGH)

| Start Frequency (MHz) | Stop Frequency (MHz) | RBW (MHz) | Detector | Frequency (MHz) | Power (dBm) | Limit (dBm) | Verdict | Sweep Point |
|-----------------------|----------------------|-----------|----------|-----------------|-------------|-------------|---------|-------------|
| 2565 | 2570 | 0.1 | RMS | 2569.663 | 20.17 | 30 | Pass | 401 |
| 2570 | 2571 | 0.051 | RMS | 2570 | -20.88 | -10 | Pass | 401 |
| 2571 | 2575 | 1 | RMS | 2574 | -27.58 | -10 | Pass | 5 |
| 2575 | 2576 | 1 | RMS | 2575.003 | -39.22 | -13 | Pass | 401 |
| 2576 | 2595 | 1 | RMS | 2578.233 | -45.67 | -25 | Pass | 401 |



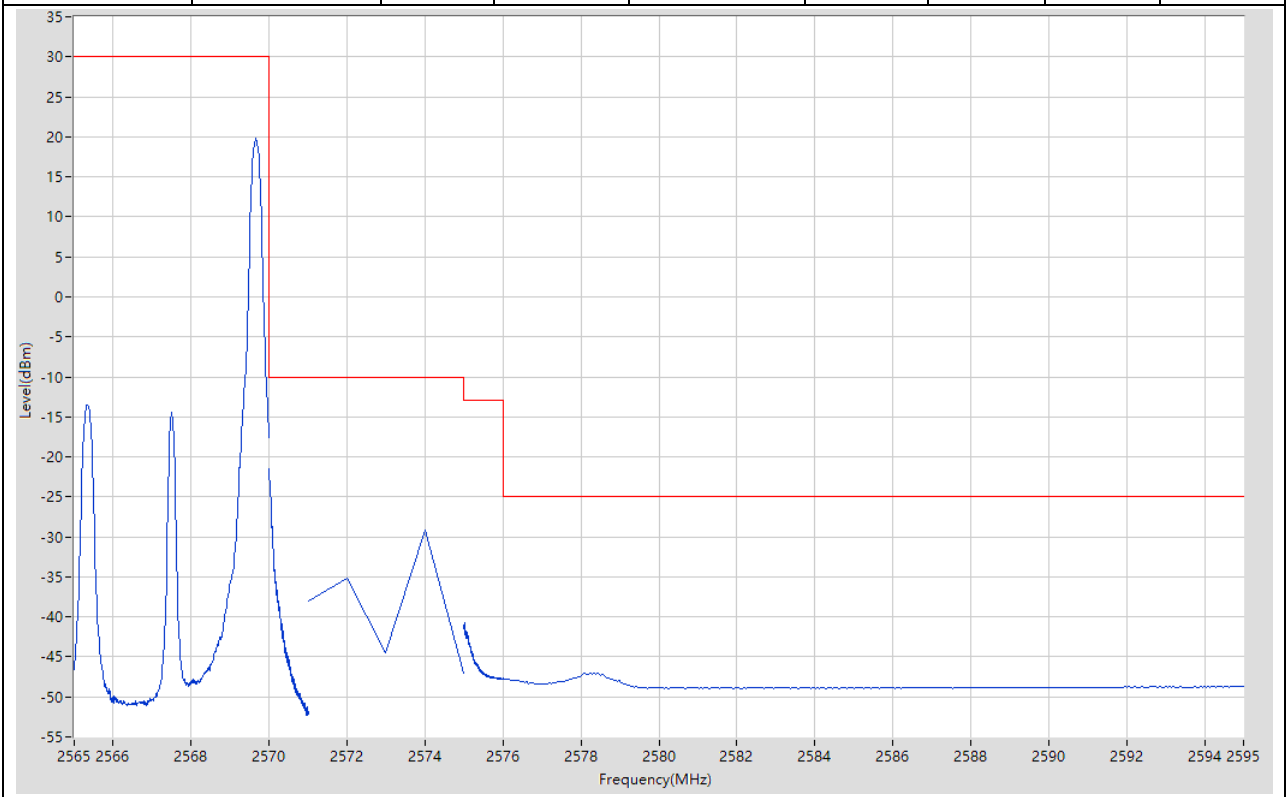
4.6. LTE Band Edge(NTNV)(Subtest:6, Channel:21425, Bandwidth:5, Modulation:QPSK, RB Number: 25, RB Position:HIGH)

| Start Frequency (MHz) | Stop Frequency (MHz) | RBW (MHz) | Detector | Frequency (MHz) | Power (dBm) | Limit (dBm) | Verdict | Sweep Point |
|-----------------------|----------------------|-----------|----------|-----------------|-------------|-------------|---------|-------------|
| 2565 | 2570 | 0.1 | RMS | 2567.075 | 5.91 | 30 | Pass | 401 |
| 2570 | 2571 | 0.051 | RMS | 2570.003 | -30.02 | -10 | Pass | 401 |
| 2571 | 2575 | 1 | RMS | 2571 | -27.55 | -10 | Pass | 5 |
| 2575 | 2576 | 1 | RMS | 2575.013 | -37.43 | -13 | Pass | 401 |
| 2576 | 2595 | 1 | RMS | 2576 | -39.51 | -25 | Pass | 401 |



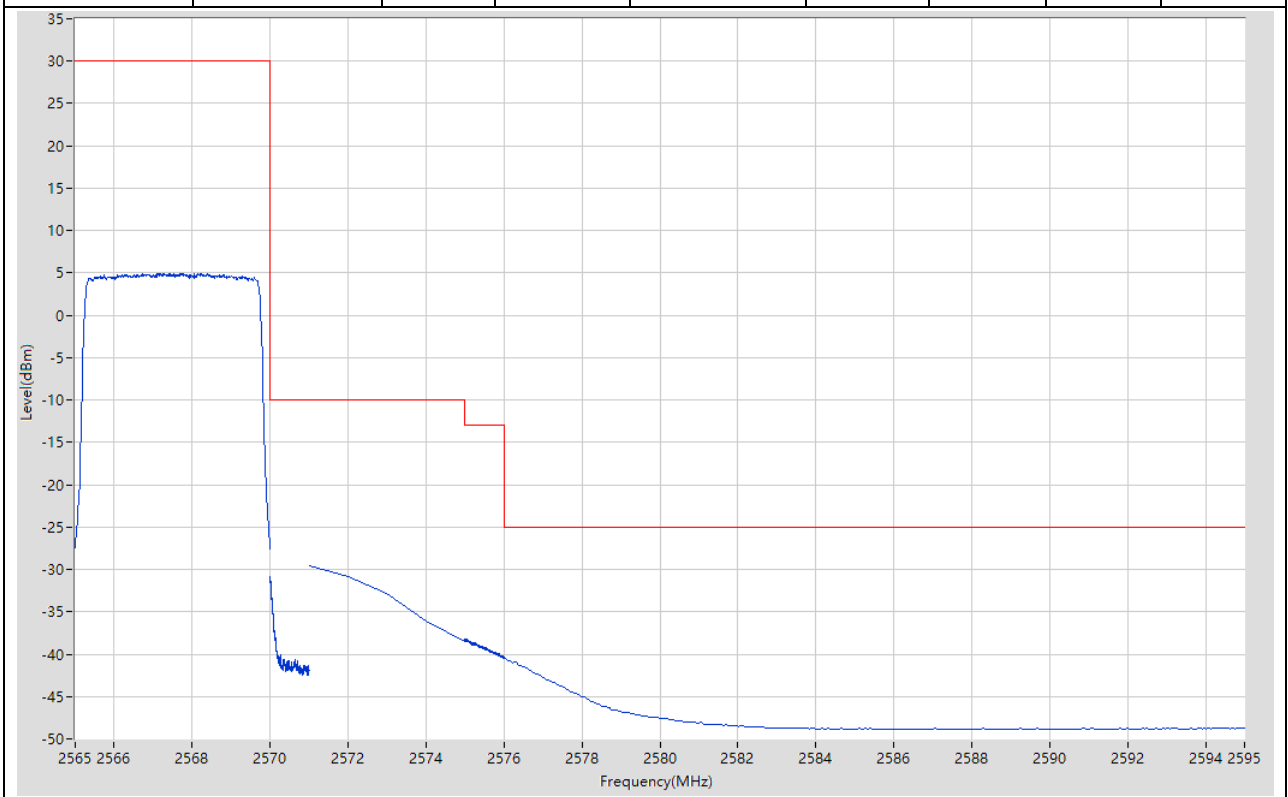
4.7. LTE Band Edge(NTNV)(Subtest:7, Channel:21425, Bandwidth:5, Modulation:Q16, RB Number: 1, RB Position:HIGH)

| Start Frequency (MHz) | Stop Frequency (MHz) | RBW (MHz) | Detector | Frequency (MHz) | Power (dBm) | Limit (dBm) | Verdict | Sweep Point |
|-----------------------|----------------------|-----------|----------|-----------------|-------------|-------------|---------|-------------|
| 2565 | 2570 | 0.1 | RMS | 2569.663 | 19.77 | 30 | Pass | 401 |
| 2570 | 2571 | 0.051 | RMS | 2570 | -21.54 | -10 | Pass | 401 |
| 2571 | 2575 | 1 | RMS | 2574 | -29.2 | -10 | Pass | 5 |
| 2575 | 2576 | 1 | RMS | 2575.008 | -40.76 | -13 | Pass | 401 |
| 2576 | 2595 | 1 | RMS | 2578.423 | -47.04 | -25 | Pass | 401 |



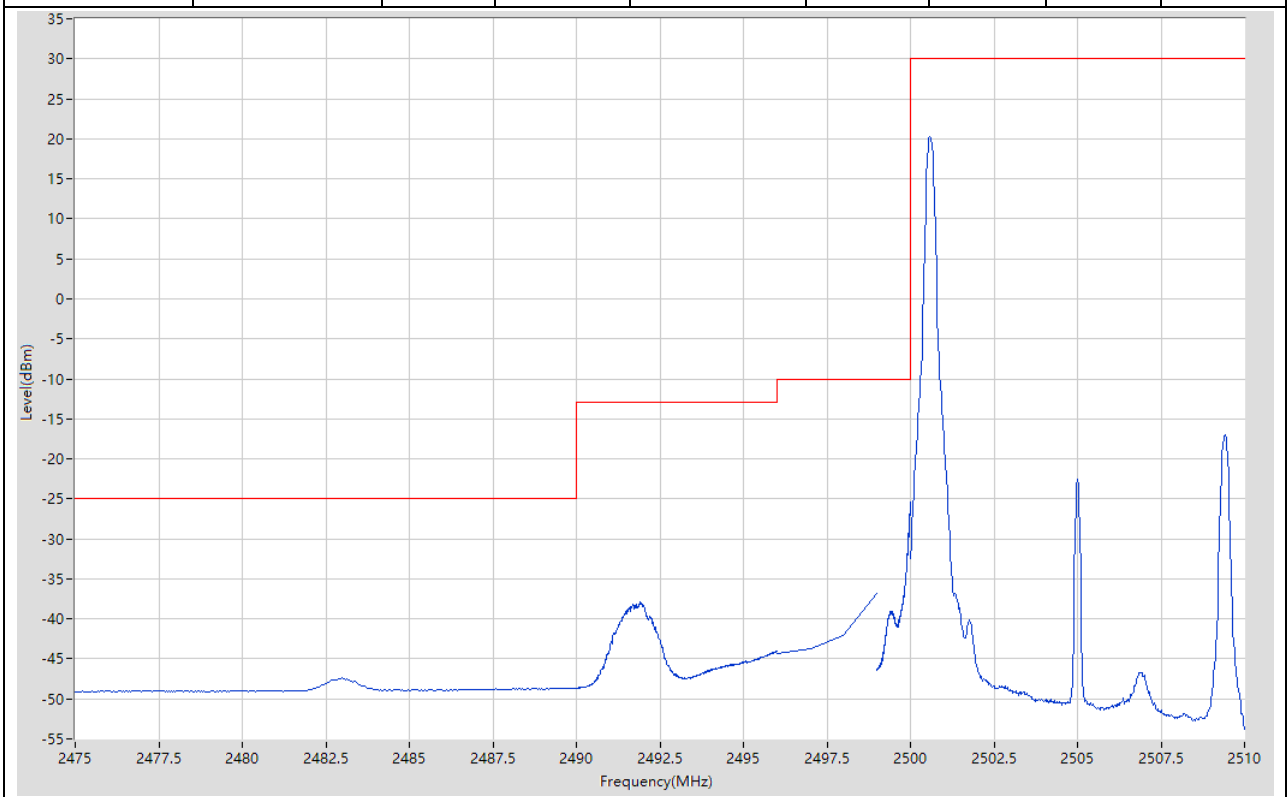
4.8. LTE Band Edge(NTNV)(Subtest:8, Channel:21425, Bandwidth:5, Modulation:Q16, RB Number: 25, RB Position:HIGH)

| Start Frequency (MHz) | Stop Frequency (MHz) | RBW (MHz) | Detector | Frequency (MHz) | Power (dBm) | Limit (dBm) | Verdict | Sweep Point |
|-----------------------|----------------------|-----------|----------|-----------------|-------------|-------------|---------|-------------|
| 2565 | 2570 | 0.1 | RMS | 2567.738 | 4.97 | 30 | Pass | 401 |
| 2570 | 2571 | 0.051 | RMS | 2570 | -30.88 | -10 | Pass | 401 |
| 2571 | 2575 | 1 | RMS | 2571 | -29.54 | -10 | Pass | 5 |
| 2575 | 2576 | 1 | RMS | 2575.015 | -38.27 | -13 | Pass | 401 |
| 2576 | 2595 | 1 | RMS | 2576 | -40.39 | -25 | Pass | 401 |



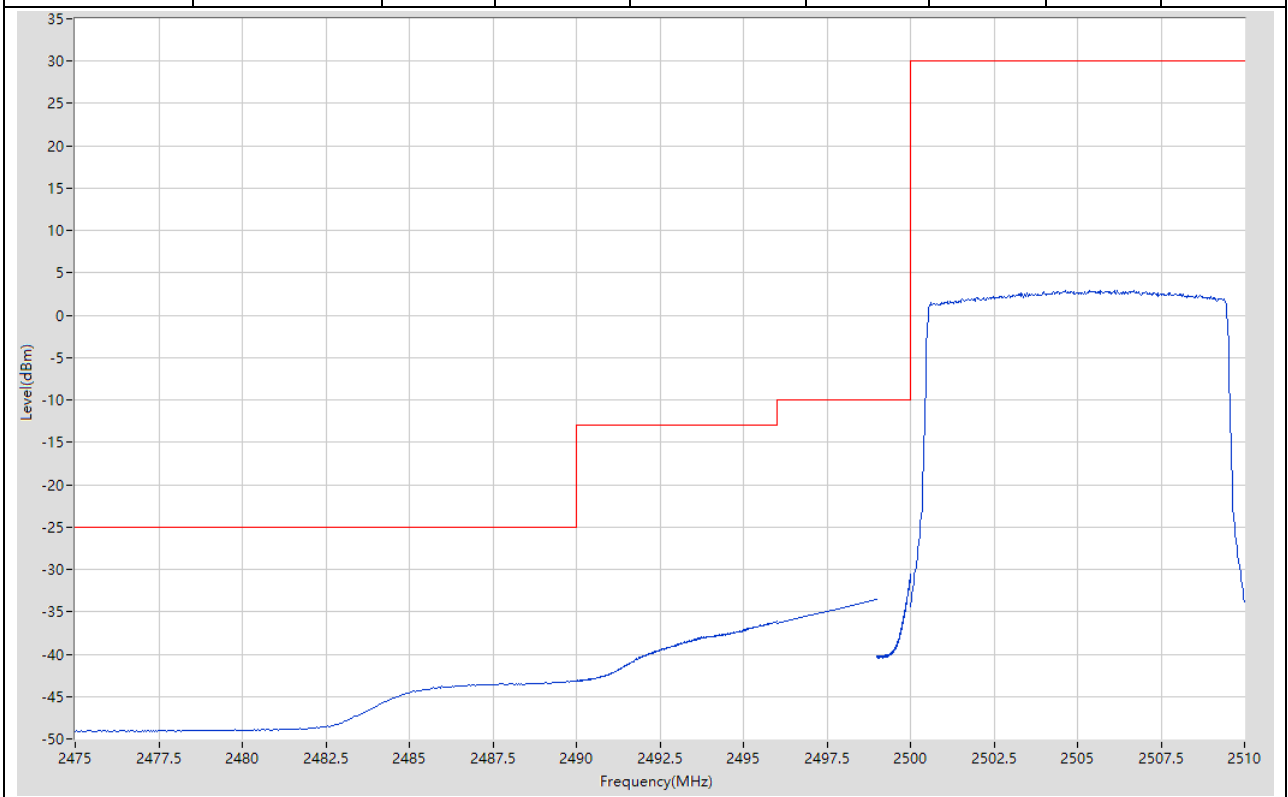
4.9. LTE Band Edge(NTNV)(Subtest:9, Channel:20800, Bandwidth:10, Modulation:QPSK, RB Number: 1, RB Position:LOW)

| Start Frequency (MHz) | Stop Frequency (MHz) | RBW (MHz) | Detector | Frequency (MHz) | Power (dBm) | Limit (dBm) | Verdict | Sweep Point |
|-----------------------|----------------------|-----------|----------|-----------------|-------------|-------------|---------|-------------|
| 2475 | 2490 | 1 | RMS | 2482.988 | -47.37 | -25 | Pass | 401 |
| 2490 | 2496 | 1 | RMS | 2491.905 | -37.91 | -13 | Pass | 401 |
| 2496 | 2499 | 1 | RMS | 2499 | -36.74 | -10 | Pass | 4 |
| 2499 | 2500 | 0.2 | RMS | 2499.998 | -25.45 | -10 | Pass | 401 |
| 2500 | 2510 | 0.1 | RMS | 2500.575 | 20.22 | 30 | Pass | 401 |



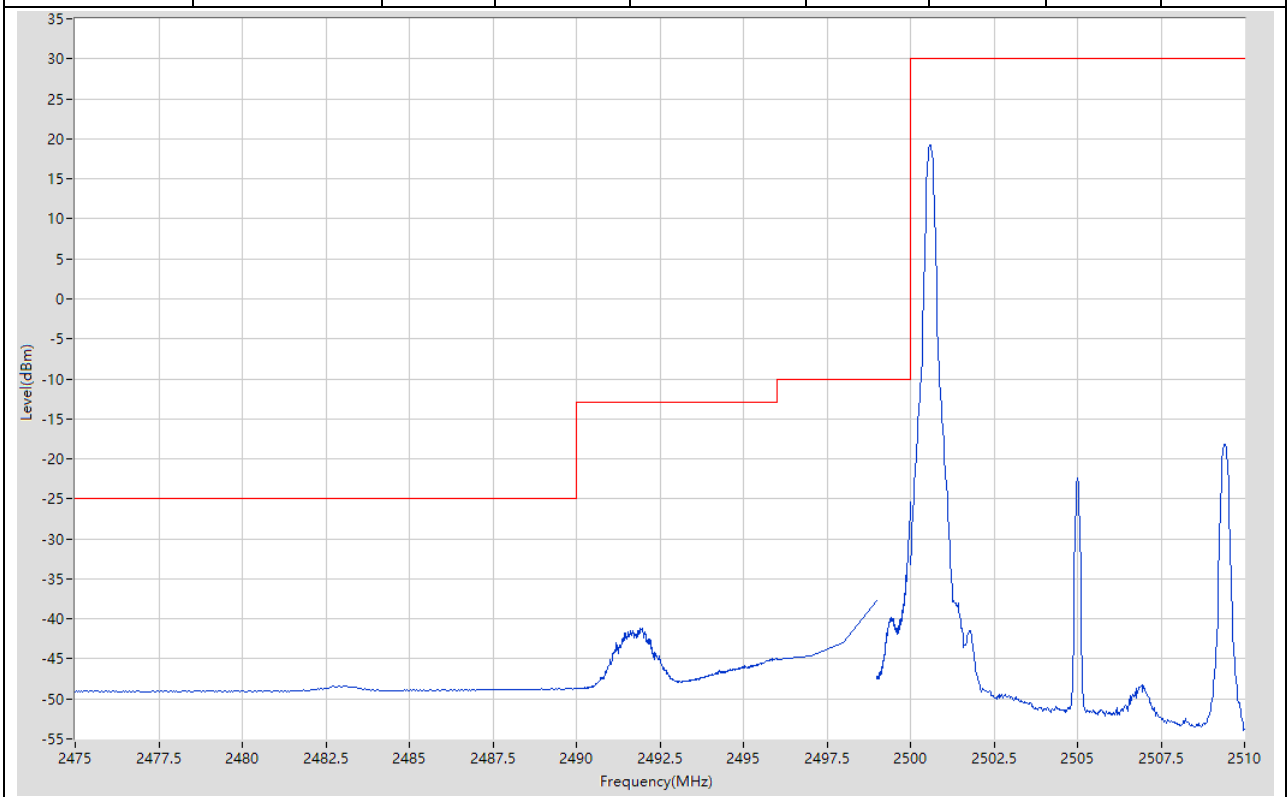
4.10. LTE Band Edge(NTNV)(Subtest:10, Channel:20800, Bandwidth:10, Modulation:QPSK, RB Number: 50, RB Position:LOW)

| Start Frequency (MHz) | Stop Frequency (MHz) | RBW (MHz) | Detector | Frequency (MHz) | Power (dBm) | Limit (dBm) | Verdict | Sweep Point |
|-----------------------|----------------------|-----------|----------|-----------------|-------------|-------------|---------|-------------|
| 2475 | 2490 | 1 | RMS | 2489.963 | -43.12 | -25 | Pass | 401 |
| 2490 | 2496 | 1 | RMS | 2496 | -36.15 | -13 | Pass | 401 |
| 2496 | 2499 | 1 | RMS | 2499 | -33.56 | -10 | Pass | 4 |
| 2499 | 2500 | 0.2 | RMS | 2499.995 | -30.5 | -10 | Pass | 401 |
| 2500 | 2510 | 0.1 | RMS | 2506.675 | 2.88 | 30 | Pass | 401 |



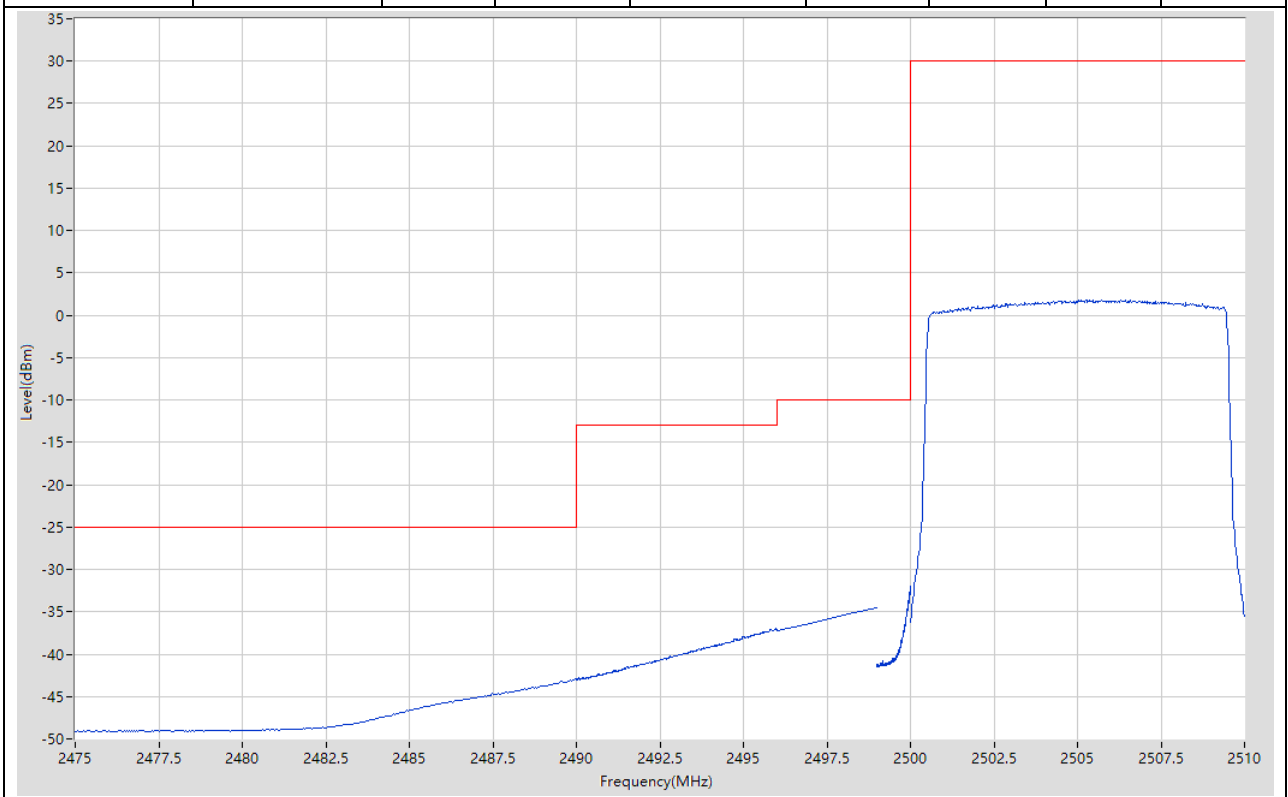
4.11. LTE Band Edge(NTNV)(Subtest:11, Channel:20800, Bandwidth:10, Modulation:Q16, RB Number: 1, RB Position:LOW)

| Start Frequency (MHz) | Stop Frequency (MHz) | RBW (MHz) | Detector | Frequency (MHz) | Power (dBm) | Limit (dBm) | Verdict | Sweep Point |
|-----------------------|----------------------|-----------|----------|-----------------|-------------|-------------|---------|-------------|
| 2475 | 2490 | 1 | RMS | 2483.138 | -48.35 | -25 | Pass | 401 |
| 2490 | 2496 | 1 | RMS | 2491.92 | -41.16 | -13 | Pass | 401 |
| 2496 | 2499 | 1 | RMS | 2499 | -37.75 | -10 | Pass | 4 |
| 2499 | 2500 | 0.2 | RMS | 2499.998 | -25.46 | -10 | Pass | 401 |
| 2500 | 2510 | 0.1 | RMS | 2500.575 | 19.21 | 30 | Pass | 401 |



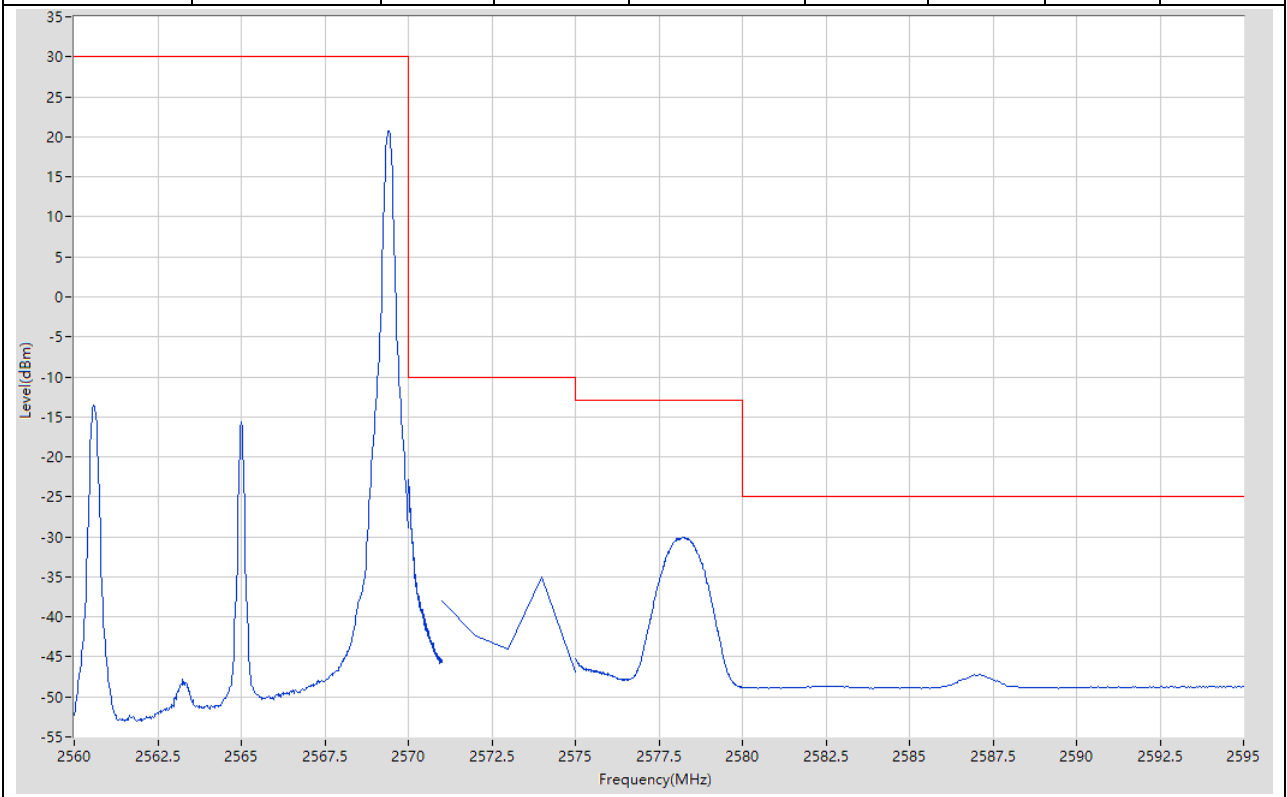
4.12. LTE Band Edge(NTNV)(Subtest:12, Channel:20800, Bandwidth:10, Modulation:Q16, RB Number: 50, RB Position:LOW)

| Start Frequency (MHz) | Stop Frequency (MHz) | RBW (MHz) | Detector | Frequency (MHz) | Power (dBm) | Limit (dBm) | Verdict | Sweep Point |
|-----------------------|----------------------|-----------|----------|-----------------|-------------|-------------|---------|-------------|
| 2475 | 2490 | 1 | RMS | 2489.963 | -42.91 | -25 | Pass | 401 |
| 2490 | 2496 | 1 | RMS | 2495.97 | -37 | -13 | Pass | 401 |
| 2496 | 2499 | 1 | RMS | 2499 | -34.55 | -10 | Pass | 4 |
| 2499 | 2500 | 0.2 | RMS | 2499.995 | -31.97 | -10 | Pass | 401 |
| 2500 | 2510 | 0.1 | RMS | 2505.1 | 1.85 | 30 | Pass | 401 |



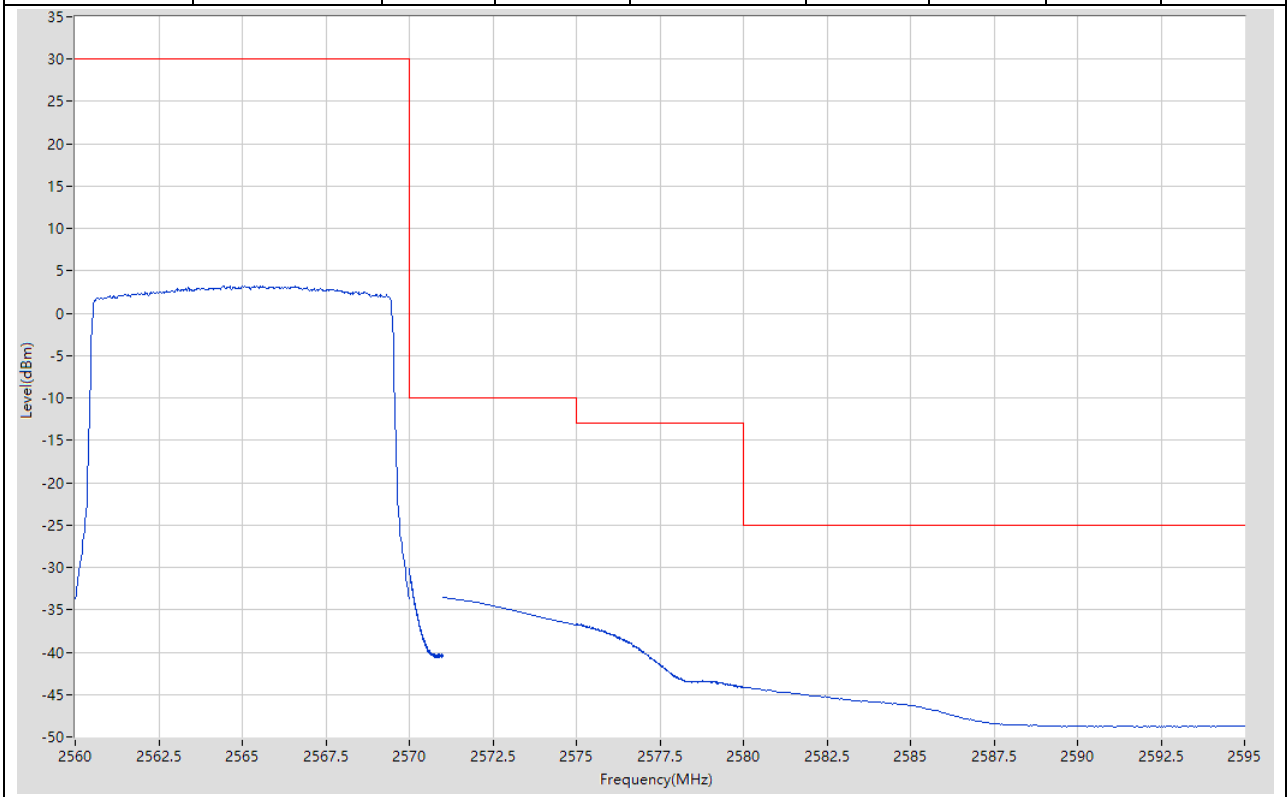
4.13. LTE Band Edge(NTNV)(Subtest:13, Channel:21400, Bandwidth:10, Modulation:QPSK, RB Number: 1, RB Position:HIGH)

| Start Frequency (MHz) | Stop Frequency (MHz) | RBW (MHz) | Detector | Frequency (MHz) | Power (dBm) | Limit (dBm) | Verdict | Sweep Point |
|-----------------------|----------------------|-----------|----------|-----------------|-------------|-------------|---------|-------------|
| 2560 | 2570 | 0.1 | RMS | 2569.425 | 20.74 | 30 | Pass | 401 |
| 2570 | 2571 | 0.2 | RMS | 2570 | -22.88 | -10 | Pass | 401 |
| 2571 | 2575 | 1 | RMS | 2574 | -35.03 | -10 | Pass | 5 |
| 2575 | 2580 | 1 | RMS | 2578.2 | -30.06 | -13 | Pass | 401 |
| 2580 | 2595 | 1 | RMS | 2587.088 | -47.22 | -25 | Pass | 401 |



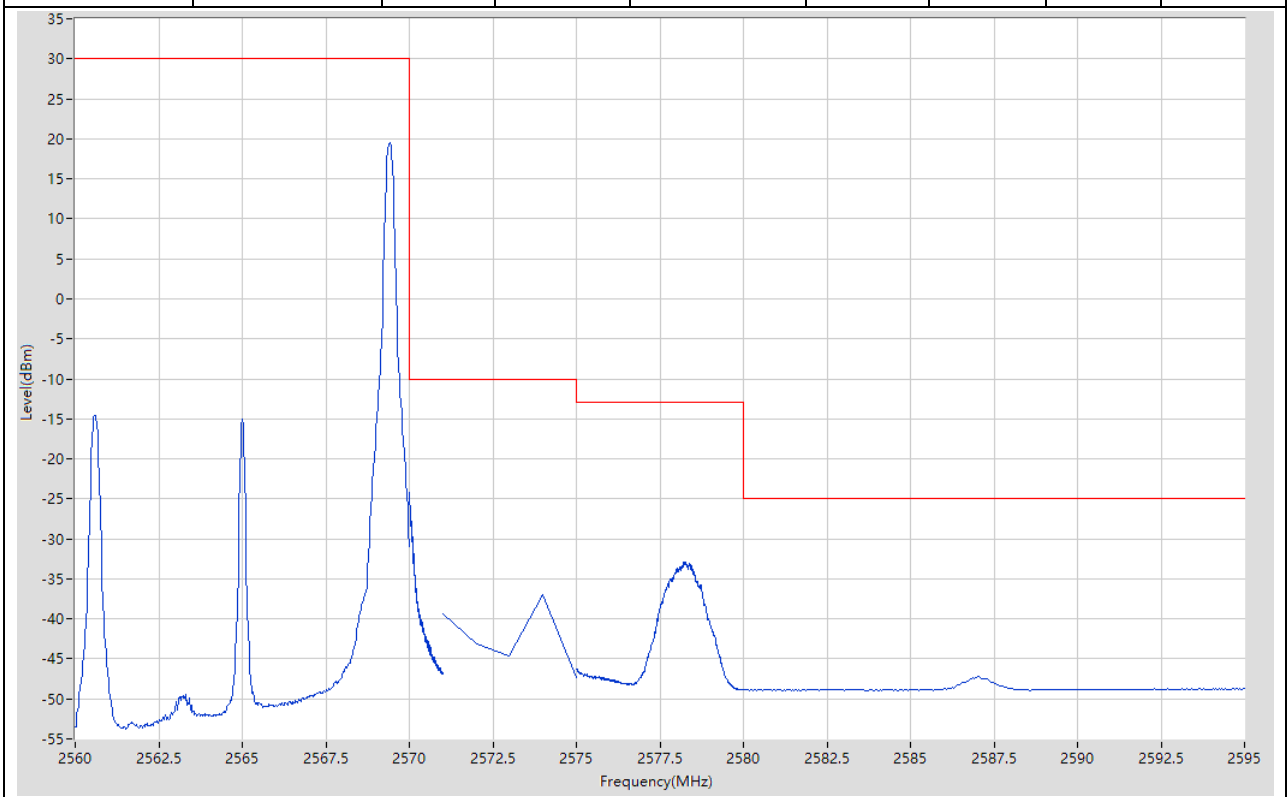
4.14. LTE Band Edge(NTNV)(Subtest:14, Channel:21400, Bandwidth:10, Modulation:QPSK, RB Number: 50, RB Position:HIGH)

| Start Frequency (MHz) | Stop Frequency (MHz) | RBW (MHz) | Detector | Frequency (MHz) | Power (dBm) | Limit (dBm) | Verdict | Sweep Point |
|-----------------------|----------------------|-----------|----------|-----------------|-------------|-------------|---------|-------------|
| 2560 | 2570 | 0.1 | RMS | 2566.575 | 3.28 | 30 | Pass | 401 |
| 2570 | 2571 | 0.2 | RMS | 2570 | -30.1 | -10 | Pass | 401 |
| 2571 | 2575 | 1 | RMS | 2571 | -33.5 | -10 | Pass | 5 |
| 2575 | 2580 | 1 | RMS | 2575.013 | -36.67 | -13 | Pass | 401 |
| 2580 | 2595 | 1 | RMS | 2580.188 | -44.13 | -25 | Pass | 401 |



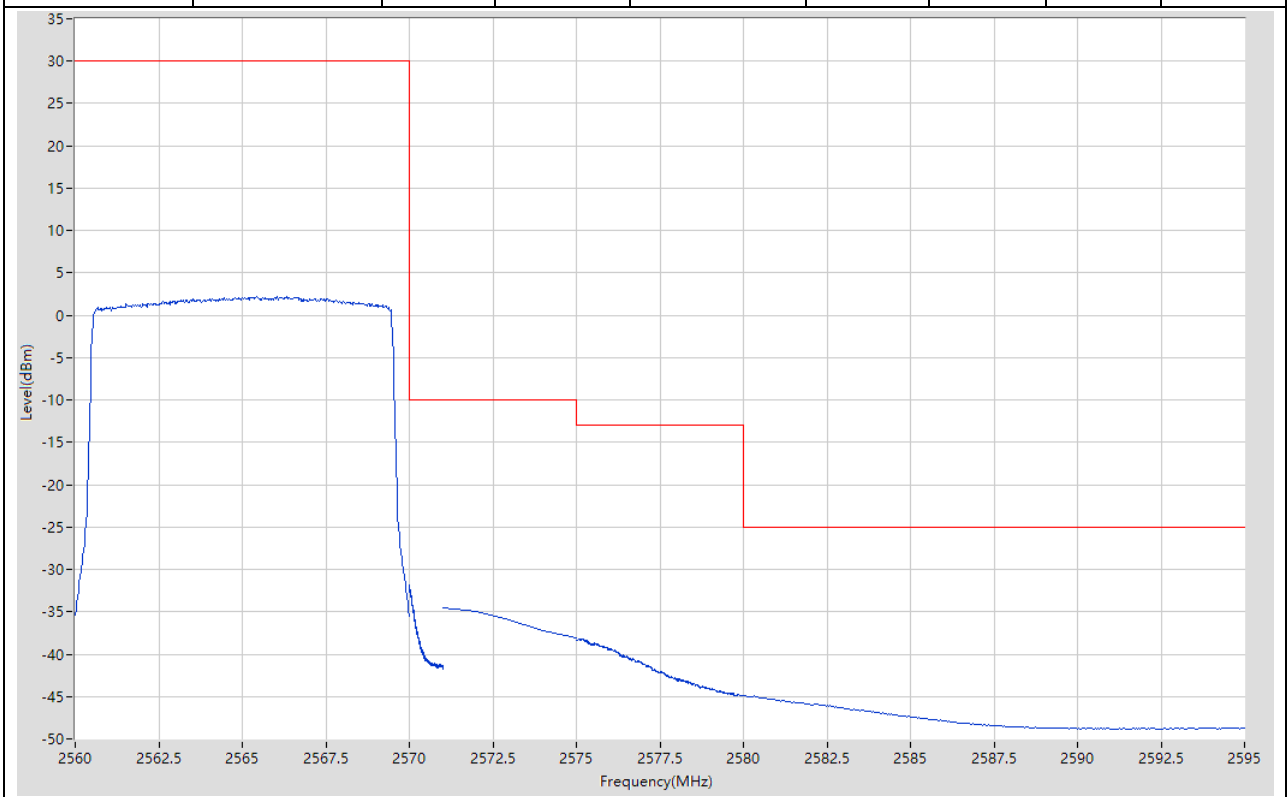
4.15. LTE Band Edge(NTNV)(Subtest:15, Channel:21400, Bandwidth:10, Modulation:Q16, RB Number: 1, RB Position:HIGH)

| Start Frequency (MHz) | Stop Frequency (MHz) | RBW (MHz) | Detector | Frequency (MHz) | Power (dBm) | Limit (dBm) | Verdict | Sweep Point |
|-----------------------|----------------------|-----------|----------|-----------------|-------------|-------------|---------|-------------|
| 2560 | 2570 | 0.1 | RMS | 2569.425 | 19.58 | 30 | Pass | 401 |
| 2570 | 2571 | 0.2 | RMS | 2570 | -24.18 | -10 | Pass | 401 |
| 2571 | 2575 | 1 | RMS | 2574 | -36.99 | -10 | Pass | 5 |
| 2575 | 2580 | 1 | RMS | 2578.288 | -32.9 | -13 | Pass | 401 |
| 2580 | 2595 | 1 | RMS | 2587.05 | -47.18 | -25 | Pass | 401 |



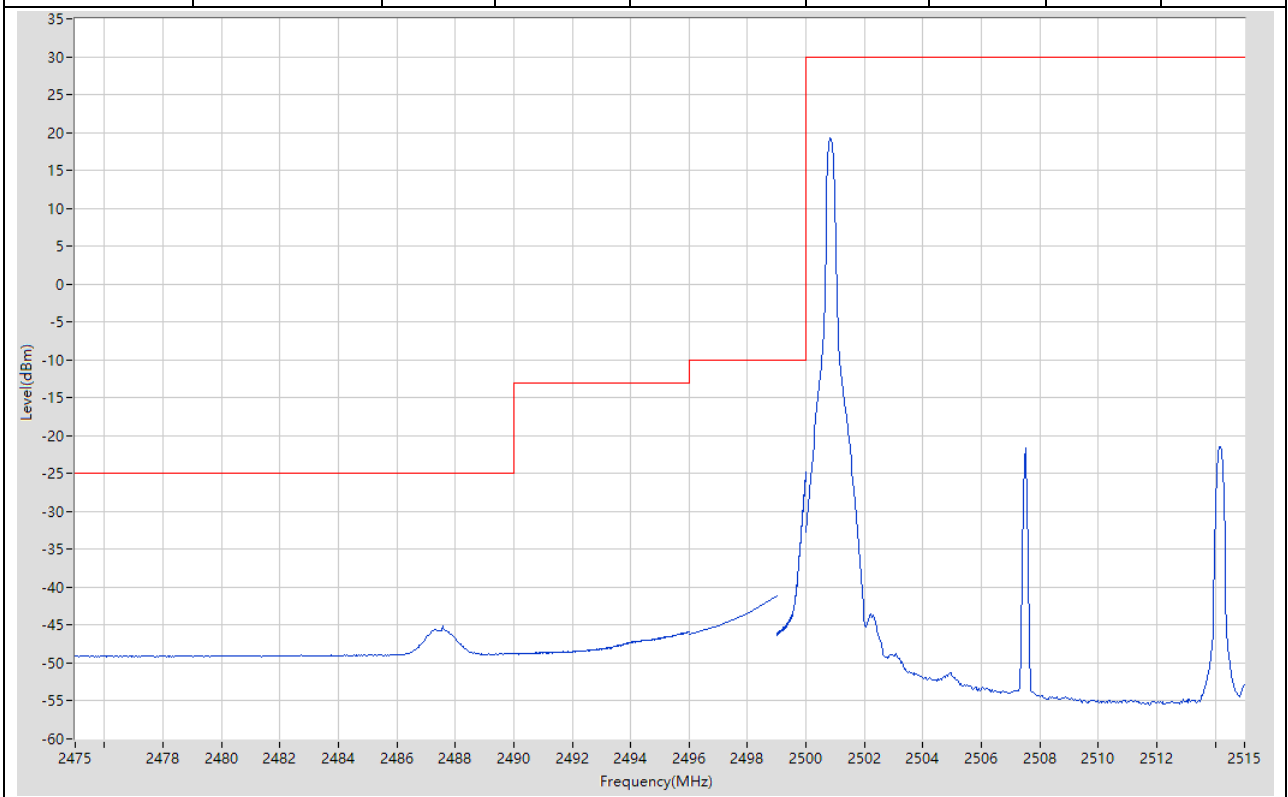
4.16. LTE Band Edge(NTNV)(Subtest:16, Channel:21400, Bandwidth:10, Modulation:Q16, RB Number: 50, RB Position:HIGH)

| Start Frequency (MHz) | Stop Frequency (MHz) | RBW (MHz) | Detector | Frequency (MHz) | Power (dBm) | Limit (dBm) | Verdict | Sweep Point |
|-----------------------|----------------------|-----------|----------|-----------------|-------------|-------------|---------|-------------|
| 2560 | 2570 | 0.1 | RMS | 2565.425 | 2.21 | 30 | Pass | 401 |
| 2570 | 2571 | 0.2 | RMS | 2570 | -31.81 | -10 | Pass | 401 |
| 2571 | 2575 | 1 | RMS | 2571 | -34.57 | -10 | Pass | 5 |
| 2575 | 2580 | 1 | RMS | 2575.113 | -38.17 | -13 | Pass | 401 |
| 2580 | 2595 | 1 | RMS | 2580 | -44.94 | -25 | Pass | 401 |



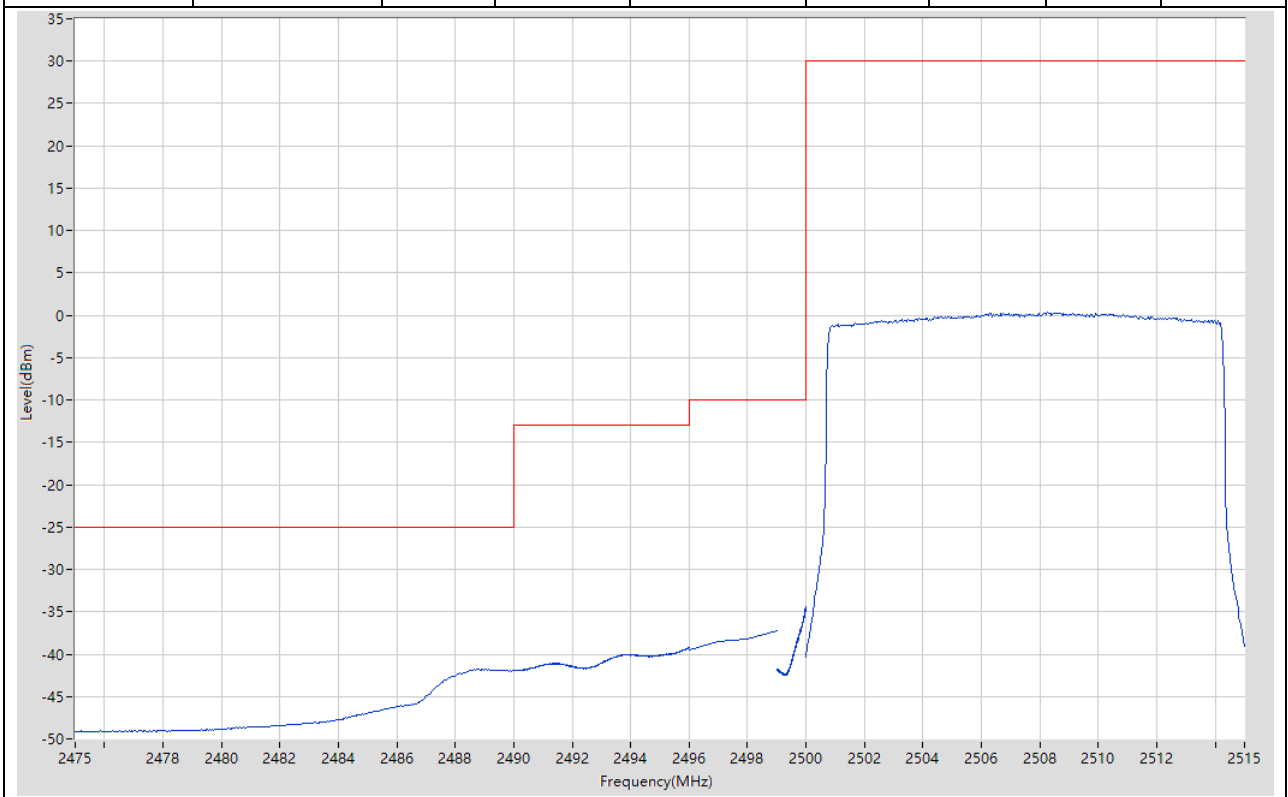
4.17. LTE Band Edge(NTNV)(Subtest:17, Channel:20825, Bandwidth:15, Modulation:QPSK, RB Number: 1, RB Position:LOW)

| Start Frequency (MHz) | Stop Frequency (MHz) | RBW (MHz) | Detector | Frequency (MHz) | Power (dBm) | Limit (dBm) | Verdict | Sweep Point |
|-----------------------|----------------------|-----------|----------|-----------------|-------------|-------------|---------|-------------|
| 2475 | 2490 | 1 | RMS | 2487.563 | -45.02 | -25 | Pass | 401 |
| 2490 | 2496 | 1 | RMS | 2496 | -45.83 | -13 | Pass | 401 |
| 2496 | 2499 | 1 | RMS | 2499 | -41.08 | -10 | Pass | 4 |
| 2499 | 2500 | 0.3 | RMS | 2500 | -24.83 | -10 | Pass | 401 |
| 2500 | 2515 | 0.1 | RMS | 2500.825 | 19.23 | 30 | Pass | 401 |



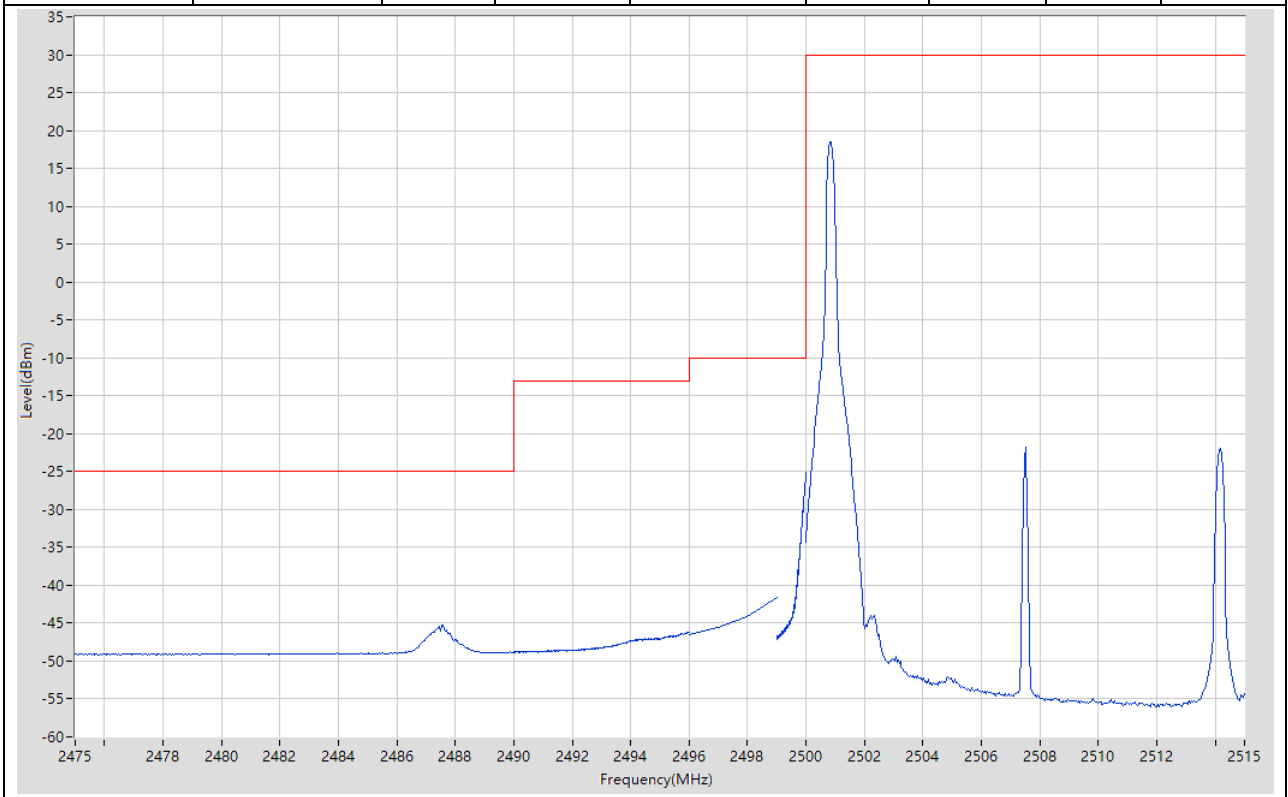
4.18. LTE Band Edge(NTNV)(Subtest:18, Channel:20825, Bandwidth:15, Modulation:QPSK, RB Number: 75, RB Position:LOW)

| Start Frequency (MHz) | Stop Frequency (MHz) | RBW (MHz) | Detector | Frequency (MHz) | Power (dBm) | Limit (dBm) | Verdict | Sweep Point |
|-----------------------|----------------------|-----------|----------|-----------------|-------------|-------------|---------|-------------|
| 2475 | 2490 | 1 | RMS | 2488.763 | -41.78 | -25 | Pass | 401 |
| 2490 | 2496 | 1 | RMS | 2496 | -39.22 | -13 | Pass | 401 |
| 2496 | 2499 | 1 | RMS | 2499 | -37.19 | -10 | Pass | 4 |
| 2499 | 2500 | 0.3 | RMS | 2500 | -34.38 | -10 | Pass | 401 |
| 2500 | 2515 | 0.1 | RMS | 2508.25 | 0.32 | 30 | Pass | 401 |



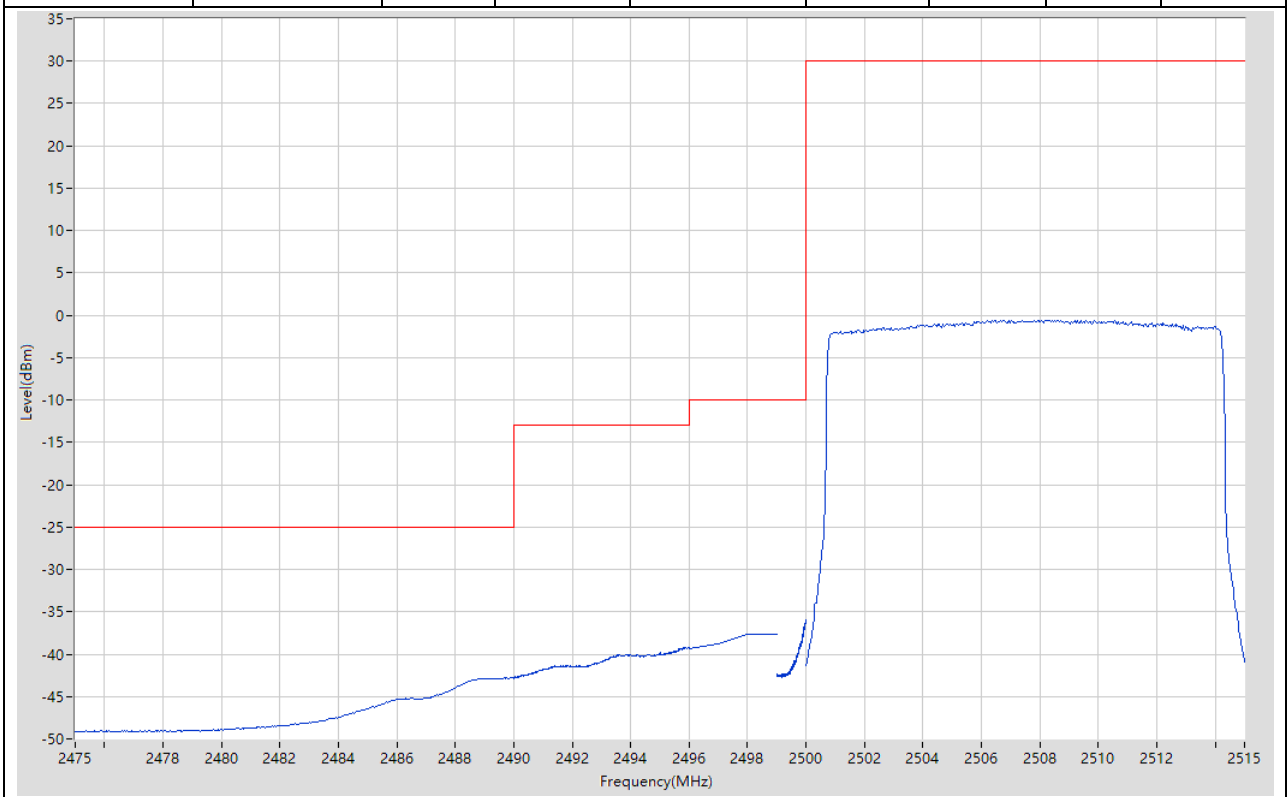
4.19. LTE Band Edge(NTNV)(Subtest:19, Channel:20825, Bandwidth:15, Modulation:Q16, RB Number: 1, RB Position:LOW)

| Start Frequency (MHz) | Stop Frequency (MHz) | RBW (MHz) | Detector | Frequency (MHz) | Power (dBm) | Limit (dBm) | Verdict | Sweep Point |
|-----------------------|----------------------|-----------|----------|-----------------|-------------|-------------|---------|-------------|
| 2475 | 2490 | 1 | RMS | 2487.563 | -45.19 | -25 | Pass | 401 |
| 2490 | 2496 | 1 | RMS | 2496 | -46.17 | -13 | Pass | 401 |
| 2496 | 2499 | 1 | RMS | 2499 | -41.63 | -10 | Pass | 4 |
| 2499 | 2500 | 0.3 | RMS | 2499.998 | -25.04 | -10 | Pass | 401 |
| 2500 | 2515 | 0.1 | RMS | 2500.863 | 18.45 | 30 | Pass | 401 |



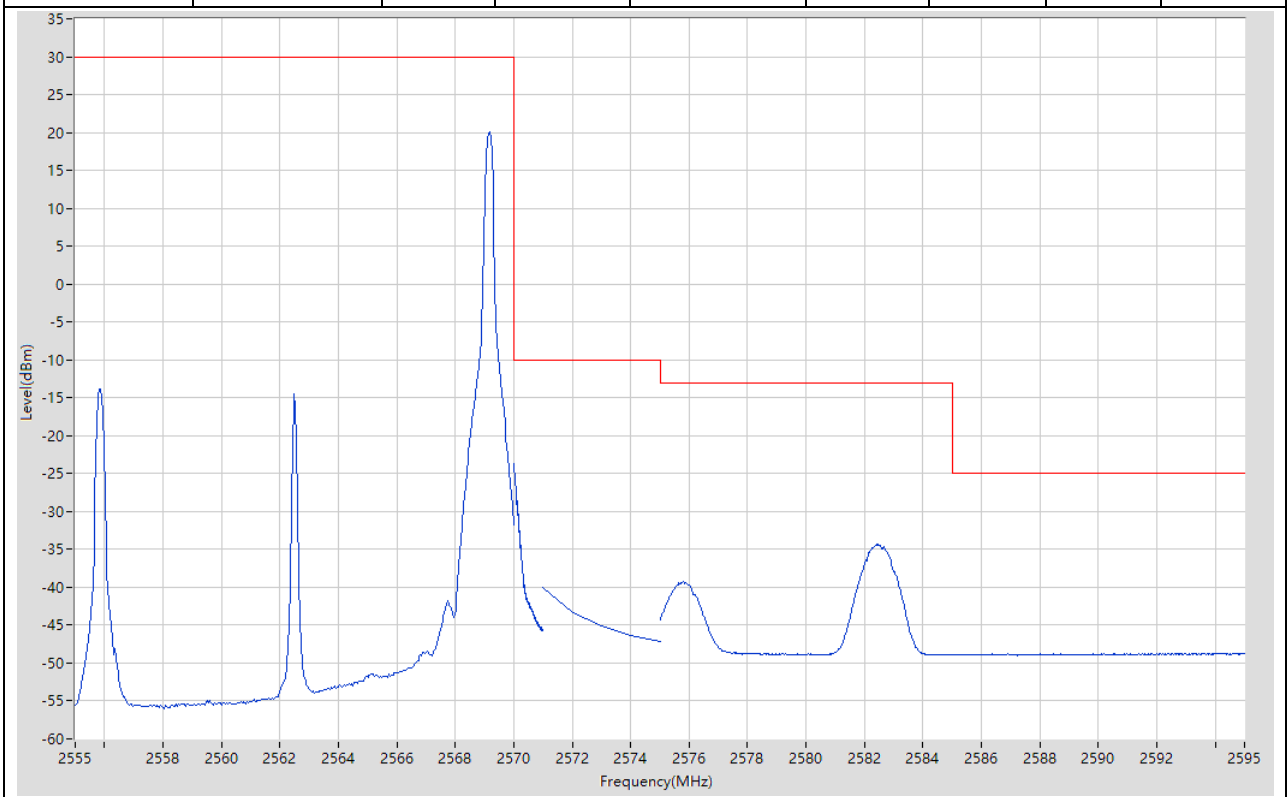
4.20. LTE Band Edge(NTNV)(Subtest:20, Channel:20825, Bandwidth:15, Modulation:Q16, RB Number: 75, RB Position:LOW)

| Start Frequency (MHz) | Stop Frequency (MHz) | RBW (MHz) | Detector | Frequency (MHz) | Power (dBm) | Limit (dBm) | Verdict | Sweep Point |
|-----------------------|----------------------|-----------|----------|-----------------|-------------|-------------|---------|-------------|
| 2475 | 2490 | 1 | RMS | 2489.963 | -42.75 | -25 | Pass | 401 |
| 2490 | 2496 | 1 | RMS | 2496 | -39.15 | -13 | Pass | 401 |
| 2496 | 2499 | 1 | RMS | 2499 | -37.61 | -10 | Pass | 4 |
| 2499 | 2500 | 0.3 | RMS | 2499.99 | -35.92 | -10 | Pass | 401 |
| 2500 | 2515 | 0.1 | RMS | 2508.288 | -0.55 | 30 | Pass | 401 |



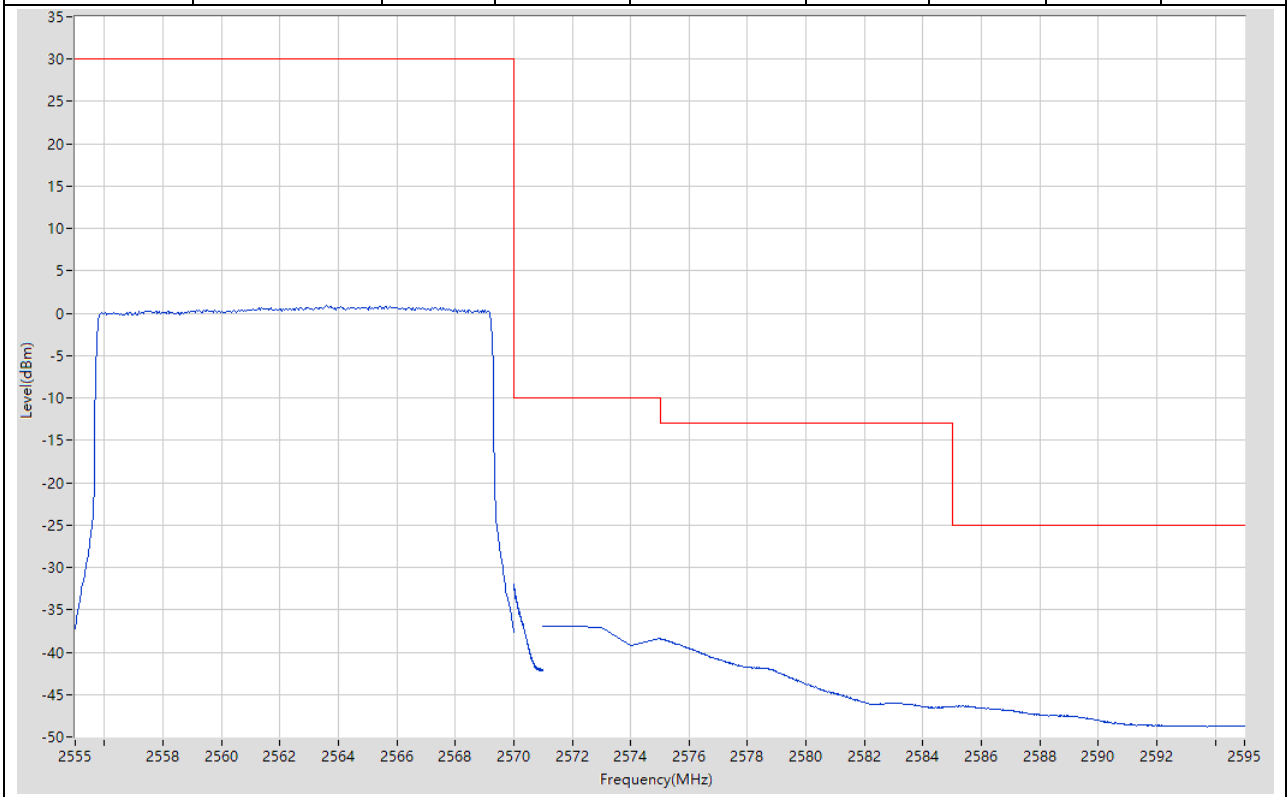
4.21. LTE Band Edge(NTNV)(Subtest:21, Channel:21375, Bandwidth:15, Modulation:QPSK, RB Number: 1, RB Position:HIGH)

| Start Frequency (MHz) | Stop Frequency (MHz) | RBW (MHz) | Detector | Frequency (MHz) | Power (dBm) | Limit (dBm) | Verdict | Sweep Point |
|-----------------------|----------------------|-----------|----------|-----------------|-------------|-------------|---------|-------------|
| 2555 | 2570 | 0.1 | RMS | 2569.175 | 20.06 | 30 | Pass | 401 |
| 2570 | 2571 | 0.3 | RMS | 2570 | -23.63 | -10 | Pass | 401 |
| 2571 | 2575 | 1 | RMS | 2571 | -40.09 | -10 | Pass | 5 |
| 2575 | 2585 | 1 | RMS | 2582.425 | -34.32 | -13 | Pass | 401 |
| 2585 | 2595 | 1 | RMS | 2594.25 | -48.73 | -25 | Pass | 401 |



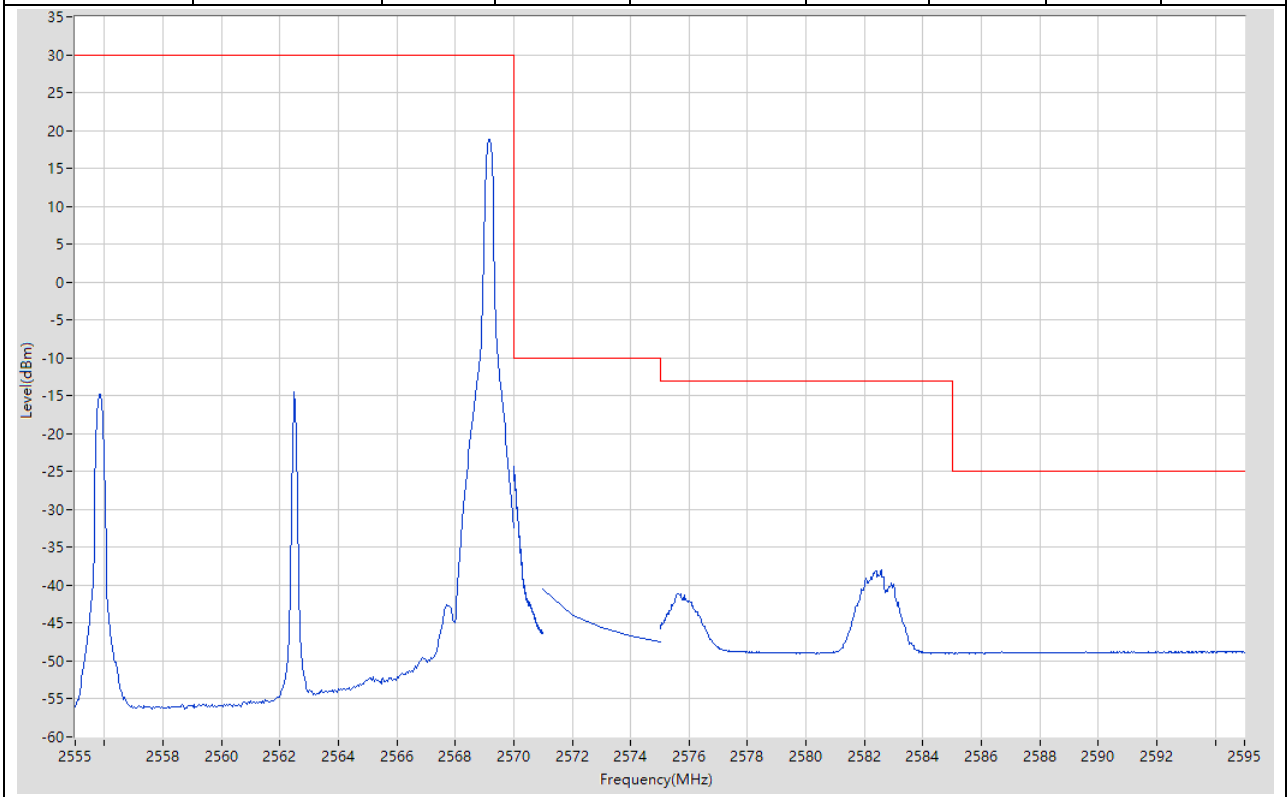
4.22. LTE Band Edge(NTNV)(Subtest:22, Channel:21375, Bandwidth:15, Modulation:QPSK, RB Number: 75, RB Position:HIGH)

| Start Frequency (MHz) | Stop Frequency (MHz) | RBW (MHz) | Detector | Frequency (MHz) | Power (dBm) | Limit (dBm) | Verdict | Sweep Point |
|-----------------------|----------------------|-----------|----------|-----------------|-------------|-------------|---------|-------------|
| 2555 | 2570 | 0.1 | RMS | 2563.588 | 0.88 | 30 | Pass | 401 |
| 2570 | 2571 | 0.3 | RMS | 2570 | -32 | -10 | Pass | 401 |
| 2571 | 2575 | 1 | RMS | 2571 | -36.92 | -10 | Pass | 5 |
| 2575 | 2585 | 1 | RMS | 2575.05 | -38.45 | -13 | Pass | 401 |
| 2585 | 2595 | 1 | RMS | 2585.55 | -46.33 | -25 | Pass | 401 |



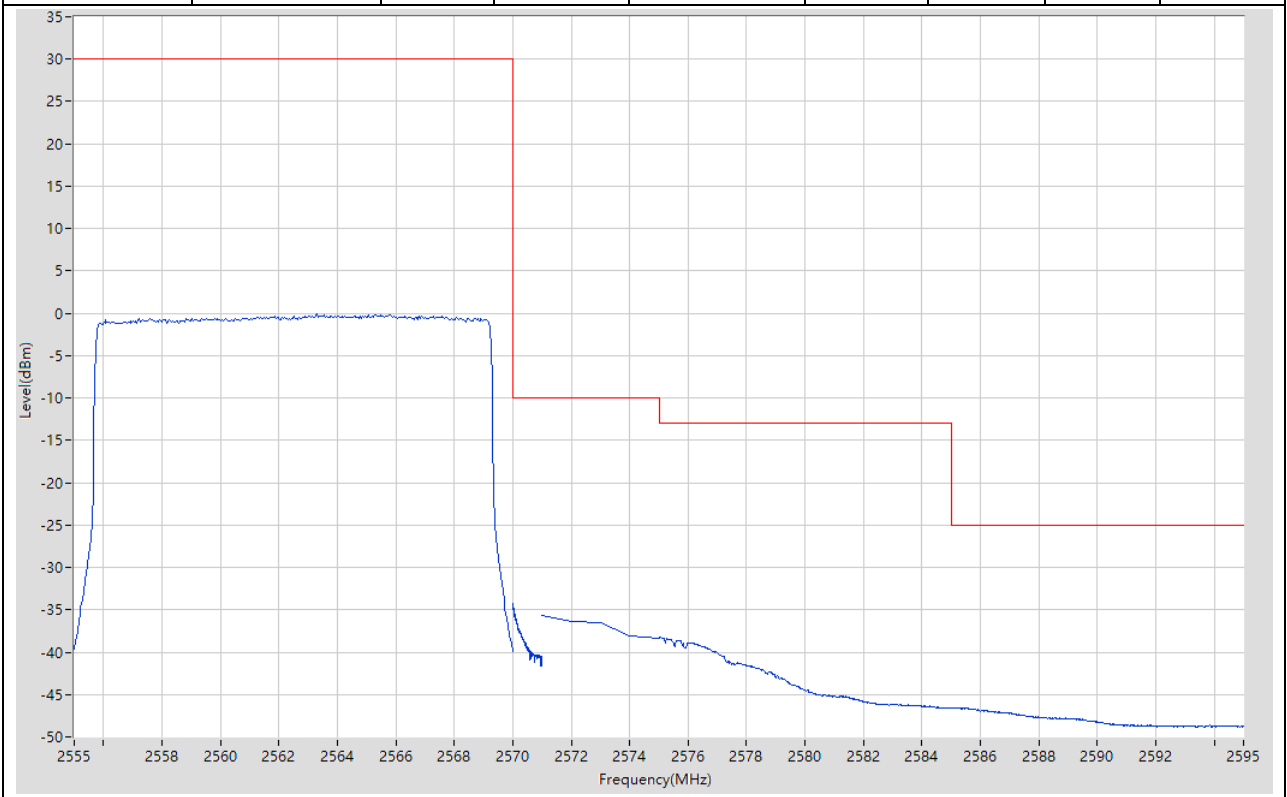
4.23. LTE Band Edge(NTNV)(Subtest:23, Channel:21375, Bandwidth:15, Modulation:Q16, RB Number: 1, RB Position:HIGH)

| Start Frequency (MHz) | Stop Frequency (MHz) | RBW (MHz) | Detector | Frequency (MHz) | Power (dBm) | Limit (dBm) | Verdict | Sweep Point |
|-----------------------|----------------------|-----------|----------|-----------------|-------------|-------------|---------|-------------|
| 2555 | 2570 | 0.1 | RMS | 2569.175 | 18.89 | 30 | Pass | 401 |
| 2570 | 2571 | 0.3 | RMS | 2570 | -24.31 | -10 | Pass | 401 |
| 2571 | 2575 | 1 | RMS | 2571 | -40.55 | -10 | Pass | 5 |
| 2575 | 2585 | 1 | RMS | 2582.575 | -37.94 | -13 | Pass | 401 |
| 2585 | 2595 | 1 | RMS | 2594.45 | -48.74 | -25 | Pass | 401 |



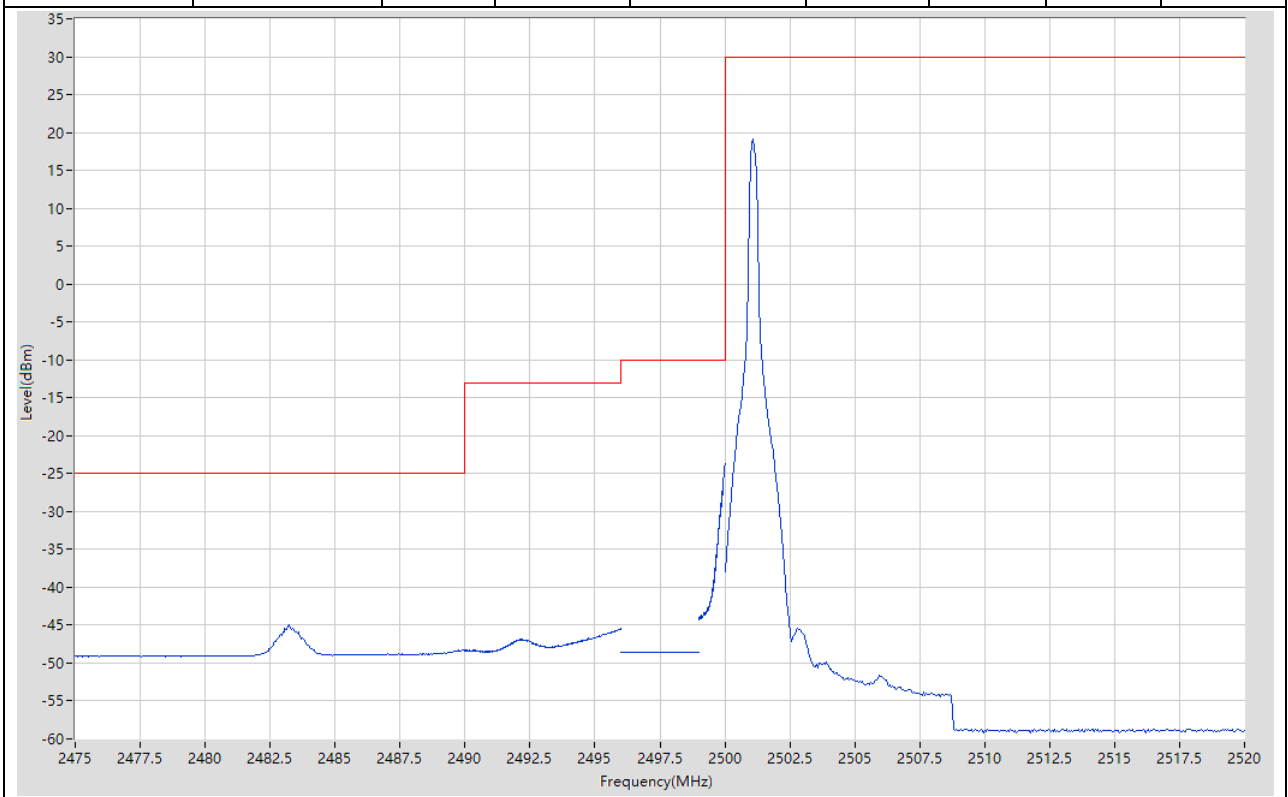
4.24. LTE Band Edge(NTNV)(Subtest:24, Channel:21375, Bandwidth:15, Modulation:Q16, RB Number: 75, RB Position:HIGH)

| Start Frequency (MHz) | Stop Frequency (MHz) | RBW (MHz) | Detector | Frequency (MHz) | Power (dBm) | Limit (dBm) | Verdict | Sweep Point |
|-----------------------|----------------------|-----------|----------|-----------------|-------------|-------------|---------|-------------|
| 2555 | 2570 | 0.1 | RMS | 2563.288 | -0.07 | 30 | Pass | 401 |
| 2570 | 2571 | 0.3 | RMS | 2570.005 | -34.25 | -10 | Pass | 401 |
| 2571 | 2575 | 1 | RMS | 2571 | -35.6 | -10 | Pass | 5 |
| 2575 | 2585 | 1 | RMS | 2575.05 | -38.25 | -13 | Pass | 401 |
| 2585 | 2595 | 1 | RMS | 2585.025 | -46.53 | -25 | Pass | 401 |



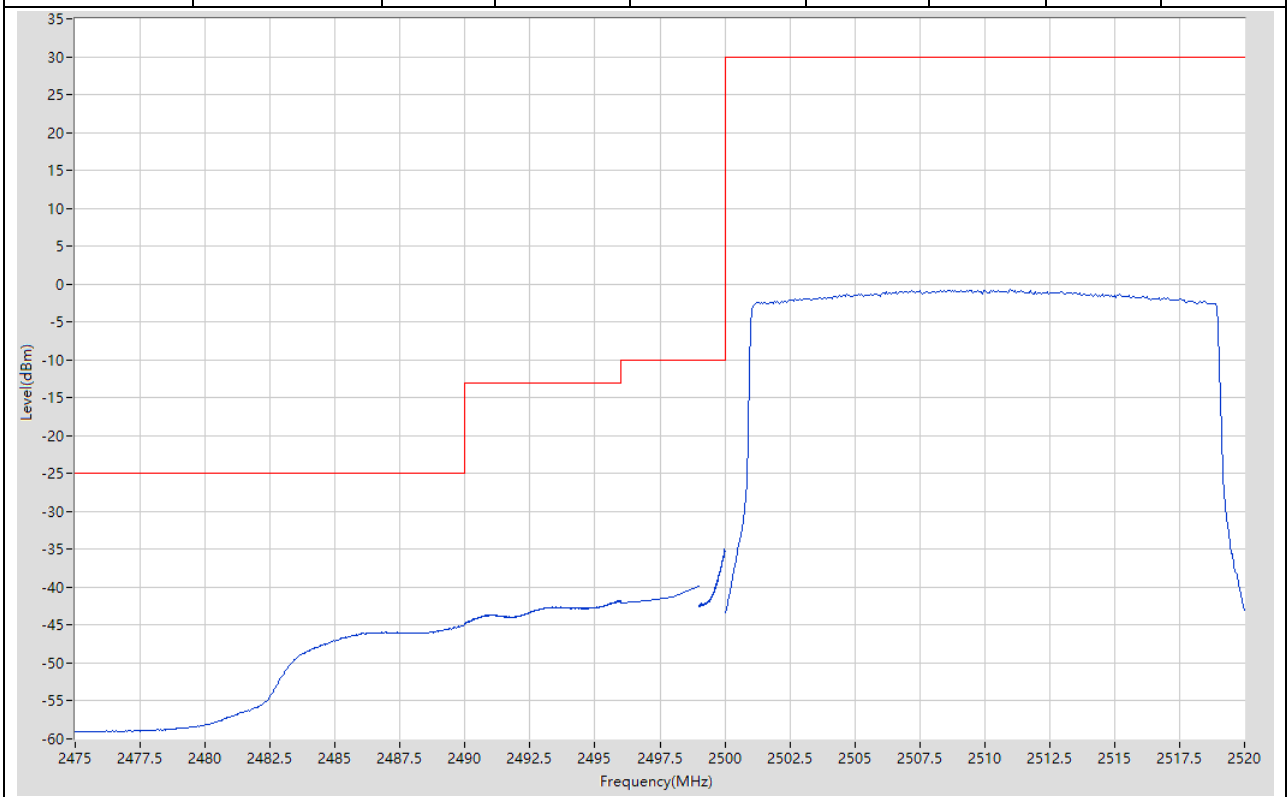
4.25. LTE Band Edge(NTNV)(Subtest:25, Channel:20850, Bandwidth:20, Modulation:QPSK, RB Number: 1, RB Position:LOW)

| Start Frequency (MHz) | Stop Frequency (MHz) | RBW (MHz) | Detector | Frequency (MHz) | Power (dBm) | Limit (dBm) | Verdict | Sweep Point |
|-----------------------|----------------------|-----------|----------|-----------------|-------------|-------------|---------|-------------|
| 2475 | 2490 | 1 | RMS | 2483.25 | -44.92 | -25 | Pass | 401 |
| 2490 | 2496 | 1 | RMS | 2496 | -45.48 | -13 | Pass | 401 |
| 2496 | 2499 | 1 | RMS | 2497 | -48.53 | -10 | Pass | 4 |
| 2499 | 2500 | 0.51 | RMS | 2500 | -23.65 | -10 | Pass | 401 |
| 2500 | 2520 | 0.1 | RMS | 2501.1 | 19.14 | 30 | Pass | 401 |



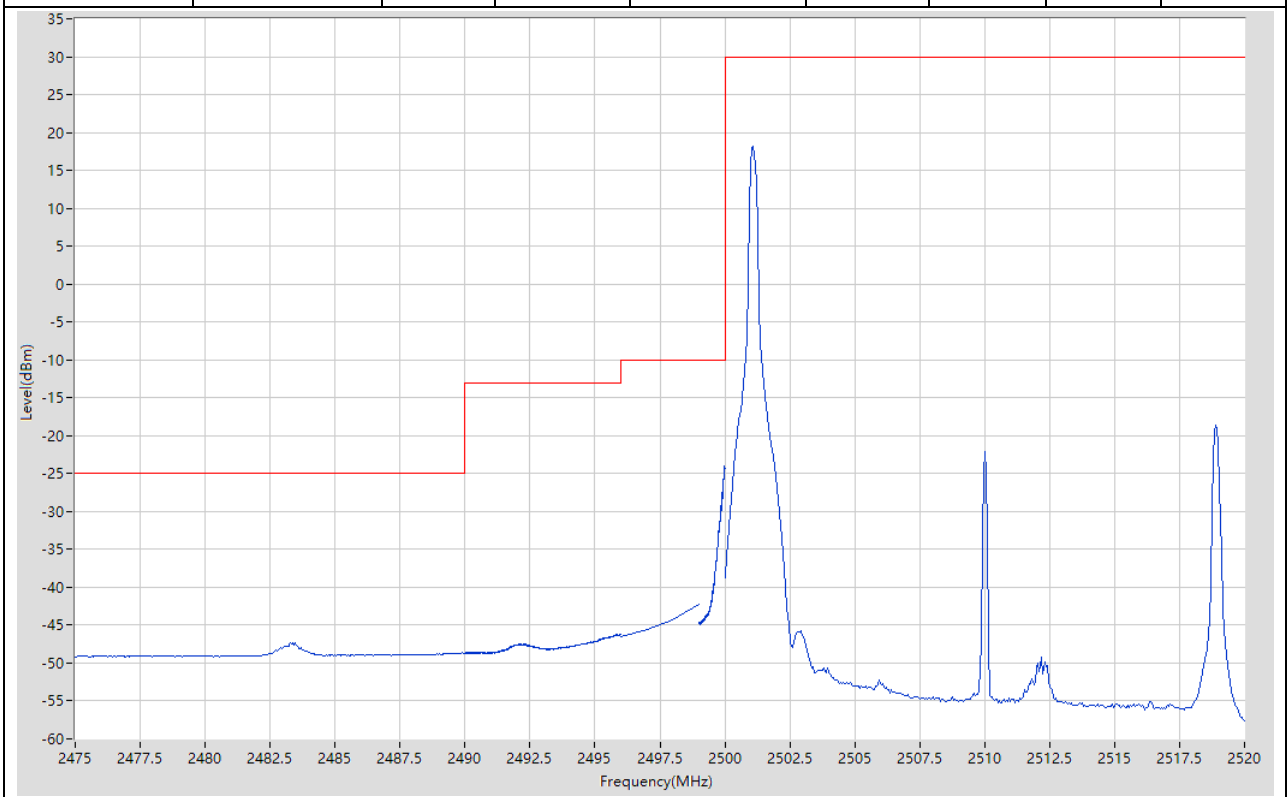
4.26. LTE Band Edge(NTNV)(Subtest:26, Channel:20850, Bandwidth:20, Modulation:QPSK, RB Number: 100, RB Position:LOW)

| Start Frequency (MHz) | Stop Frequency (MHz) | RBW (MHz) | Detector | Frequency (MHz) | Power (dBm) | Limit (dBm) | Verdict | Sweep Point |
|-----------------------|----------------------|-----------|----------|-----------------|-------------|-------------|---------|-------------|
| 2475 | 2490 | 1 | RMS | 2490 | -44.91 | -25 | Pass | 401 |
| 2490 | 2496 | 1 | RMS | 2496 | -41.78 | -13 | Pass | 401 |
| 2496 | 2499 | 1 | RMS | 2499 | -39.88 | -10 | Pass | 4 |
| 2499 | 2500 | 0.51 | RMS | 2499.993 | -34.94 | -10 | Pass | 401 |
| 2500 | 2520 | 0.1 | RMS | 2511 | -0.67 | 30 | Pass | 401 |



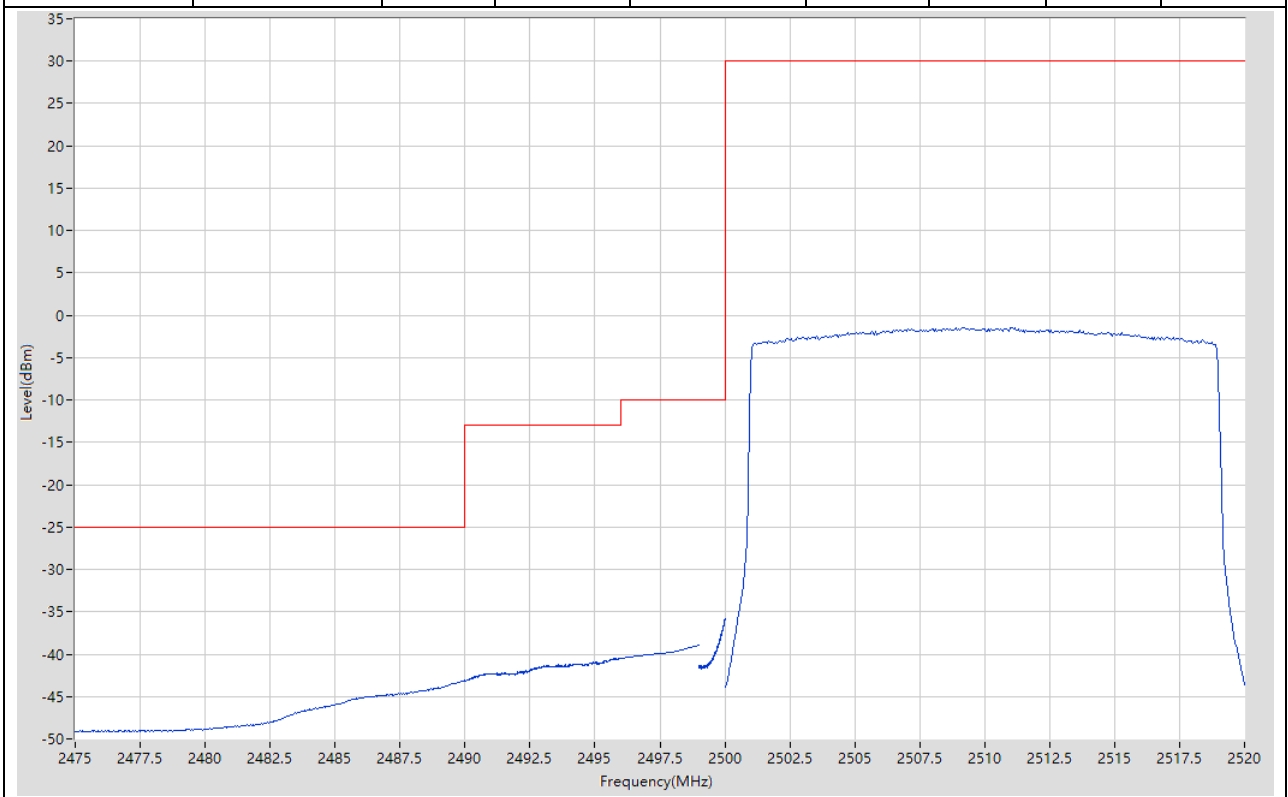
4.27. LTE Band Edge(NTNV)(Subtest:27, Channel:20850, Bandwidth:20, Modulation:Q16, RB Number: 1, RB Position:LOW)

| Start Frequency (MHz) | Stop Frequency (MHz) | RBW (MHz) | Detector | Frequency (MHz) | Power (dBm) | Limit (dBm) | Verdict | Sweep Point |
|-----------------------|----------------------|-----------|----------|-----------------|-------------|-------------|---------|-------------|
| 2475 | 2490 | 1 | RMS | 2483.288 | -47.31 | -25 | Pass | 401 |
| 2490 | 2496 | 1 | RMS | 2495.835 | -46.21 | -13 | Pass | 401 |
| 2496 | 2499 | 1 | RMS | 2499 | -42.16 | -10 | Pass | 4 |
| 2499 | 2500 | 0.51 | RMS | 2499.995 | -23.99 | -10 | Pass | 401 |
| 2500 | 2520 | 0.1 | RMS | 2501.1 | 18.21 | 30 | Pass | 401 |



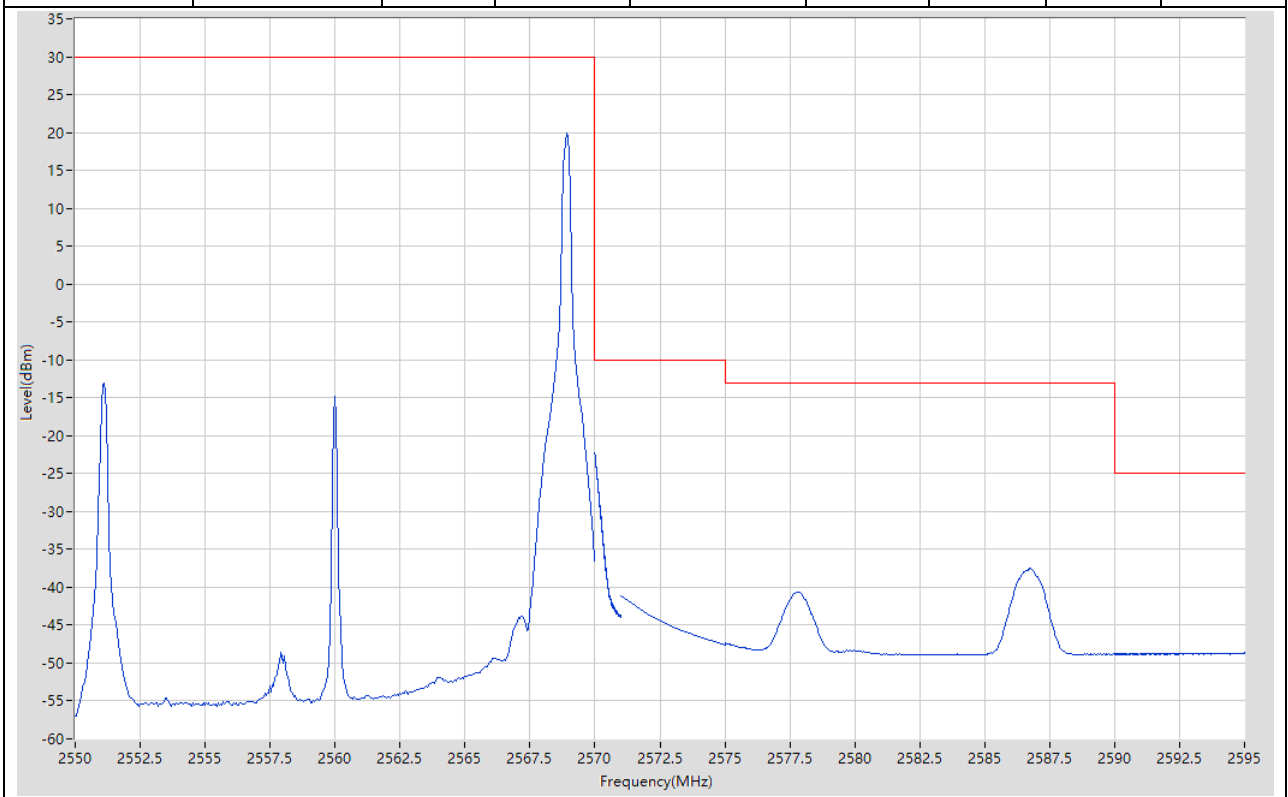
4.28. LTE Band Edge(NTNV)(Subtest:28, Channel:20850, Bandwidth:20, Modulation:Q16, RB Number: 100, RB Position:LOW)

| Start Frequency (MHz) | Stop Frequency (MHz) | RBW (MHz) | Detector | Frequency (MHz) | Power (dBm) | Limit (dBm) | Verdict | Sweep Point |
|-----------------------|----------------------|-----------|----------|-----------------|-------------|-------------|---------|-------------|
| 2475 | 2490 | 1 | RMS | 2490 | -43.08 | -25 | Pass | 401 |
| 2490 | 2496 | 1 | RMS | 2495.925 | -40.43 | -13 | Pass | 401 |
| 2496 | 2499 | 1 | RMS | 2499 | -38.95 | -10 | Pass | 4 |
| 2499 | 2500 | 0.51 | RMS | 2500 | -35.76 | -10 | Pass | 401 |
| 2500 | 2520 | 0.1 | RMS | 2511.05 | -1.46 | 30 | Pass | 401 |



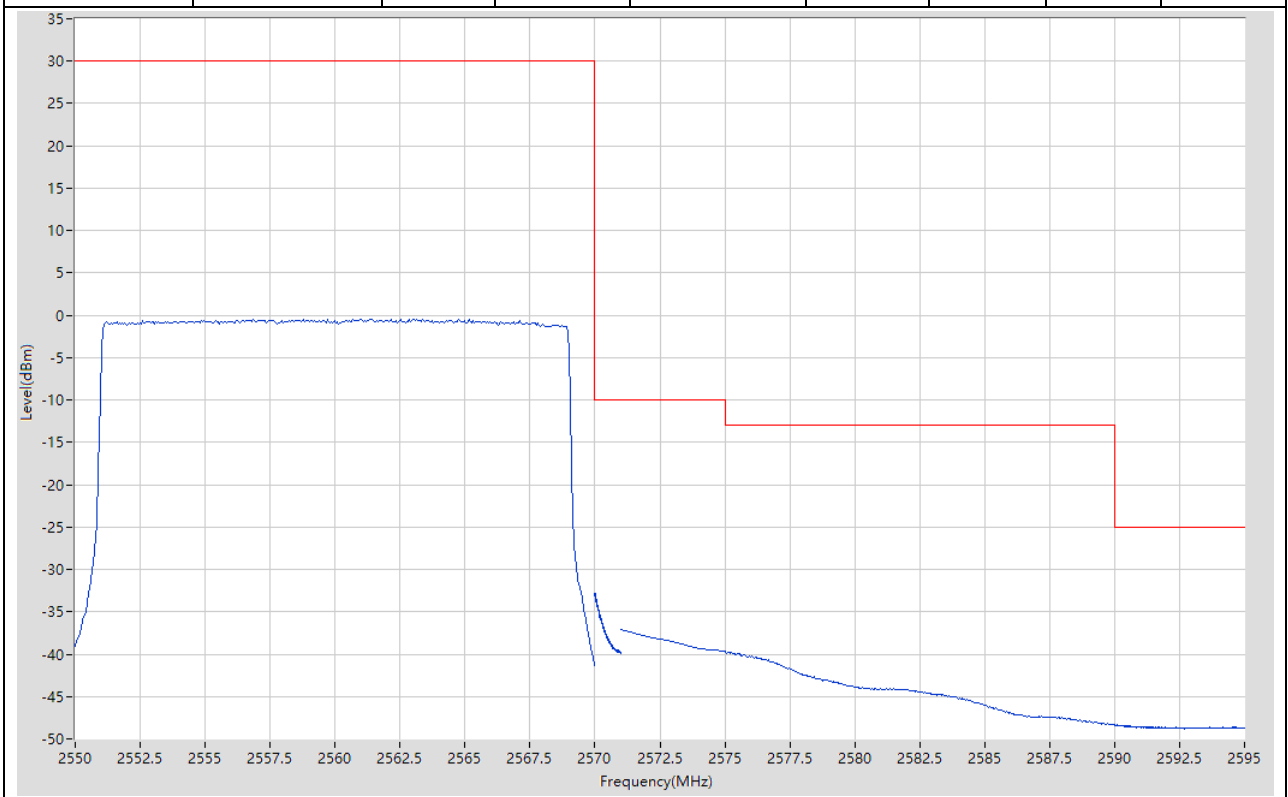
4.29. LTE Band Edge(NTNV)(Subtest:29, Channel:21350, Bandwidth:20, Modulation:QPSK, RB Number: 1, RB Position:HIGH)

| Start Frequency (MHz) | Stop Frequency (MHz) | RBW (MHz) | Detector | Frequency (MHz) | Power (dBm) | Limit (dBm) | Verdict | Sweep Point |
|-----------------------|----------------------|-----------|----------|-----------------|-------------|-------------|---------|-------------|
| 2550 | 2570 | 0.1 | RMS | 2568.9 | 19.95 | 30 | Pass | 401 |
| 2570 | 2571 | 0.51 | RMS | 2570.003 | -22.2 | -10 | Pass | 401 |
| 2571 | 2575 | 1 | RMS | 2571 | -41.06 | -10 | Pass | 5 |
| 2575 | 2590 | 1 | RMS | 2586.7 | -37.45 | -13 | Pass | 401 |
| 2590 | 2595 | 1 | RMS | 2595 | -48.65 | -25 | Pass | 401 |



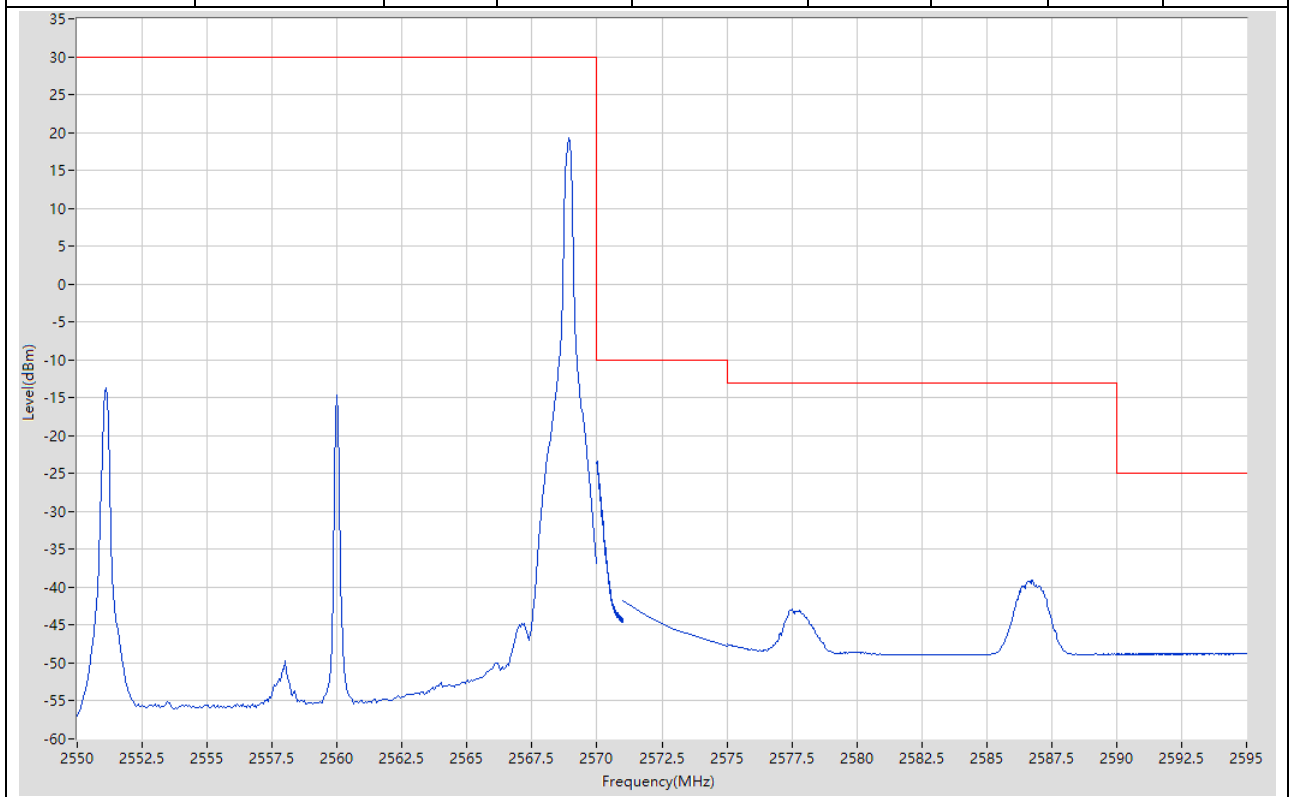
4.30. LTE Band Edge(NTNV)(Subtest:30, Channel:21350, Bandwidth:20, Modulation:QPSK, RB Number: 100, RB Position:HIGH)

| Start Frequency (MHz) | Stop Frequency (MHz) | RBW (MHz) | Detector | Frequency (MHz) | Power (dBm) | Limit (dBm) | Verdict | Sweep Point |
|-----------------------|----------------------|-----------|----------|-----------------|-------------|-------------|---------|-------------|
| 2550 | 2570 | 0.1 | RMS | 2563.35 | -0.43 | 30 | Pass | 401 |
| 2570 | 2571 | 0.51 | RMS | 2570 | -32.82 | -10 | Pass | 401 |
| 2571 | 2575 | 1 | RMS | 2571 | -37.14 | -10 | Pass | 5 |
| 2575 | 2590 | 1 | RMS | 2575 | -39.72 | -13 | Pass | 401 |
| 2590 | 2595 | 1 | RMS | 2590.075 | -48.35 | -25 | Pass | 401 |



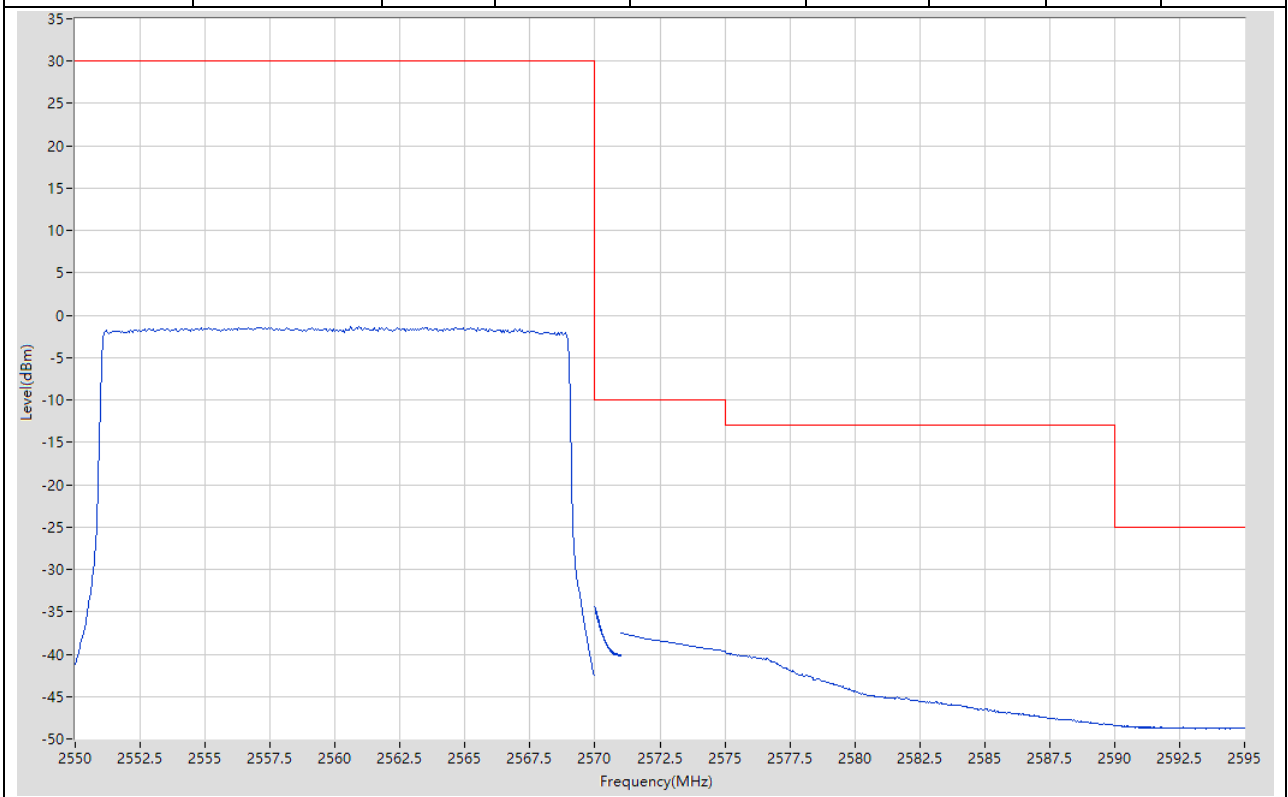
4.31. LTE Band Edge(NTNV)(Subtest:31, Channel:21350, Bandwidth:20, Modulation:Q16, RB Number: 1, RB Position:HIGH)

| Start Frequency (MHz) | Stop Frequency (MHz) | RBW (MHz) | Detector | Frequency (MHz) | Power (dBm) | Limit (dBm) | Verdict | Sweep Point |
|-----------------------|----------------------|-----------|----------|-----------------|-------------|-------------|---------|-------------|
| 2550 | 2570 | 0.1 | RMS | 2568.9 | 19.3 | 30 | Pass | 401 |
| 2570 | 2571 | 0.51 | RMS | 2570.008 | -23.31 | -10 | Pass | 401 |
| 2571 | 2575 | 1 | RMS | 2571 | -41.74 | -10 | Pass | 5 |
| 2575 | 2590 | 1 | RMS | 2586.775 | -39.04 | -13 | Pass | 401 |
| 2590 | 2595 | 1 | RMS | 2594.988 | -48.68 | -25 | Pass | 401 |



4.32. LTE Band Edge(NTNV)(Subtest:32, Channel:21350, Bandwidth:20, Modulation:Q16, RB Number: 100, RB Position:HIGH)

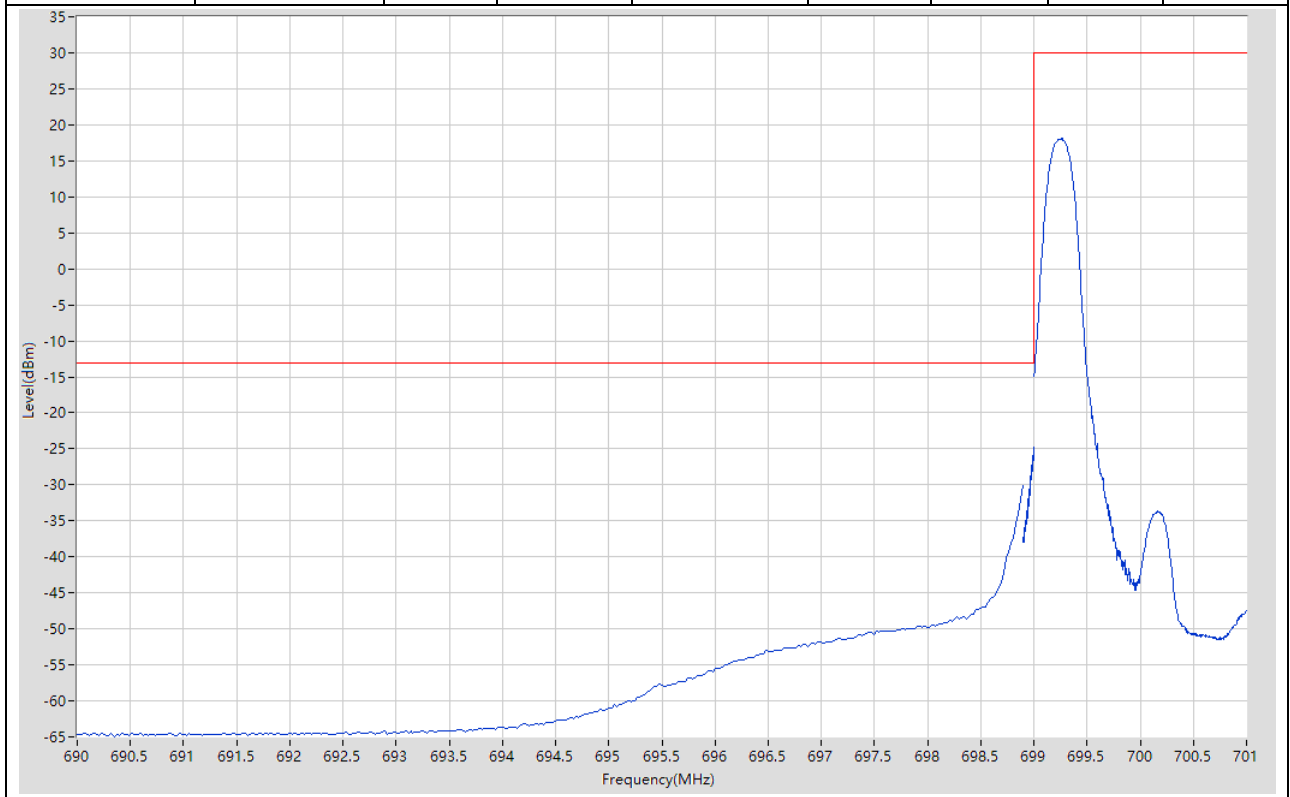
| Start Frequency (MHz) | Stop Frequency (MHz) | RBW (MHz) | Detector | Frequency (MHz) | Power (dBm) | Limit (dBm) | Verdict | Sweep Point |
|-----------------------|----------------------|-----------|----------|-----------------|-------------|-------------|---------|-------------|
| 2550 | 2570 | 0.1 | RMS | 2560.9 | -1.34 | 30 | Pass | 401 |
| 2570 | 2571 | 0.51 | RMS | 2570 | -34.34 | -10 | Pass | 401 |
| 2571 | 2575 | 1 | RMS | 2571 | -37.53 | -10 | Pass | 5 |
| 2575 | 2590 | 1 | RMS | 2575 | -39.73 | -13 | Pass | 401 |
| 2590 | 2595 | 1 | RMS | 2590.038 | -48.38 | -25 | Pass | 401 |



5. LTE_Band12

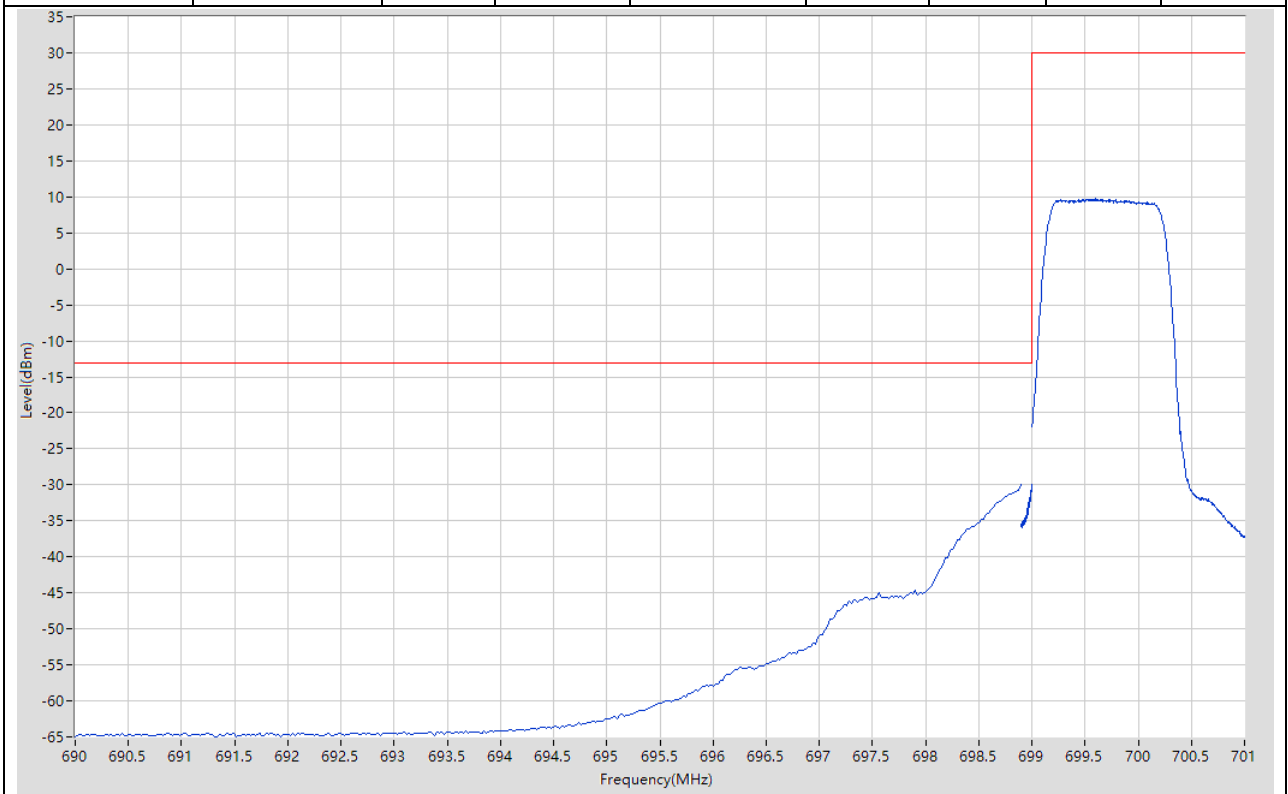
5.1. LTE Band Edge(NTNV)(Subtest:1, Channel:23017, Bandwidth:1.4, Modulation:QPSK, RB Number: 1, RB Position:LOW)

| Start Frequency (MHz) | Stop Frequency (MHz) | RBW (MHz) | Detector | Frequency (MHz) | Power (dBm) | Limit (dBm) | Verdict | Sweep Point |
|-----------------------|----------------------|-----------|----------|-----------------|-------------|-------------|---------|-------------|
| 690 | 698.9 | 0.1 | RMS | 698.9 | -30.05 | -13 | Pass | 401 |
| 698.9 | 699 | 0.03 | RMS | 698.999 | -24.79 | -13 | Pass | 401 |
| 699 | 701 | 0.1 | RMS | 699.255 | 18.1 | 30 | Pass | 401 |



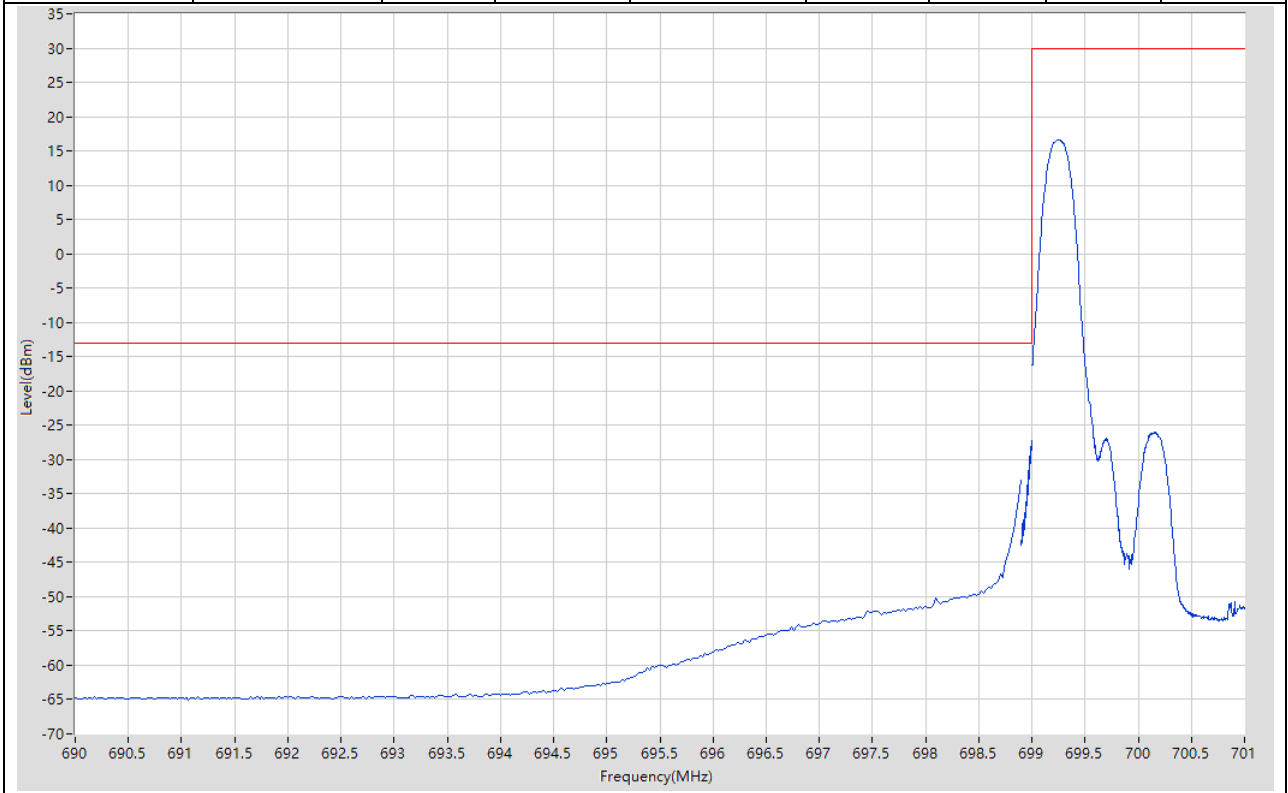
5.2. LTE Band Edge(NTNV)(Subtest:2, Channel:23017, Bandwidth:1.4, Modulation:QPSK, RB Number: 6, RB Position:LOW)

| Start Frequency (MHz) | Stop Frequency (MHz) | RBW (MHz) | Detector | Frequency (MHz) | Power (dBm) | Limit (dBm) | Verdict | Sweep Point |
|-----------------------|----------------------|-----------|----------|-----------------|-------------|-------------|---------|-------------|
| 690 | 698.9 | 0.1 | RMS | 698.9 | -29.99 | -13 | Pass | 401 |
| 698.9 | 699 | 0.03 | RMS | 698.997 | -29.93 | -13 | Pass | 401 |
| 699 | 701 | 0.1 | RMS | 699.6 | 9.71 | 30 | Pass | 401 |



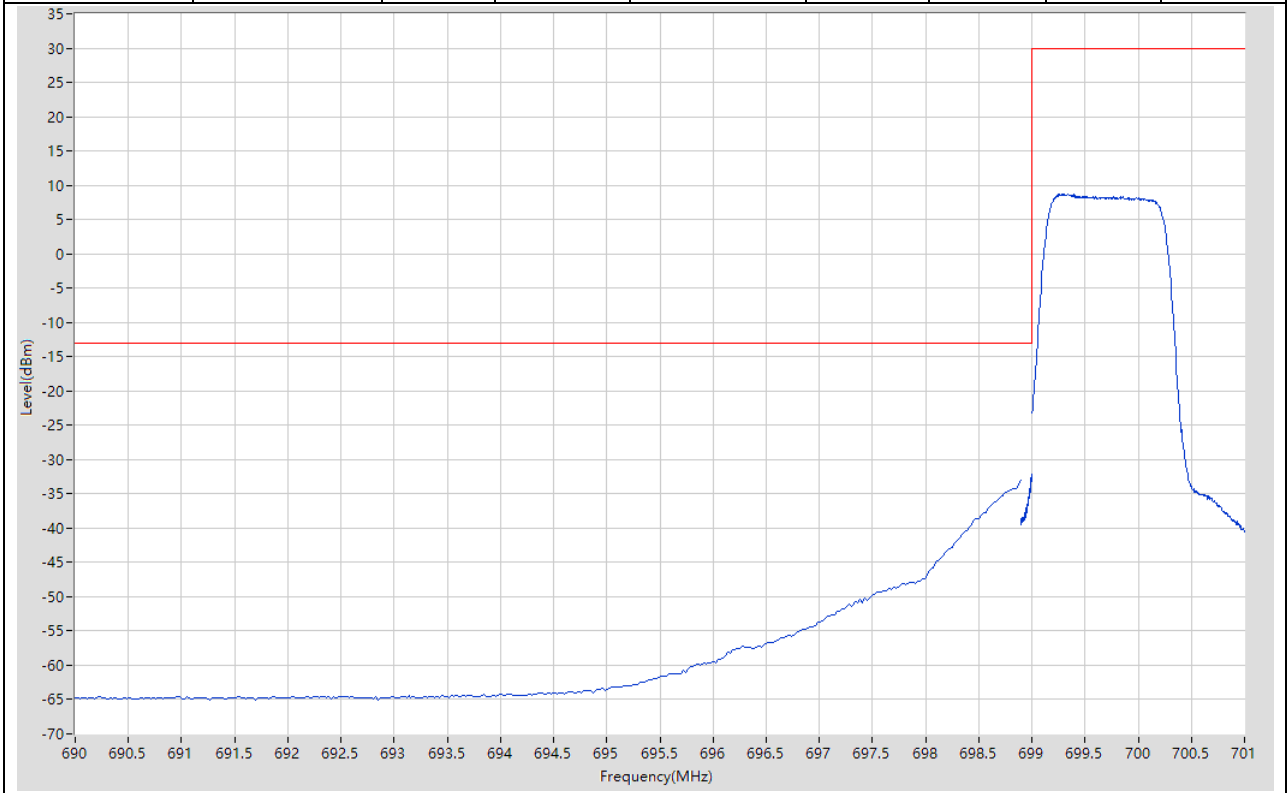
5.3. LTE Band Edge(NTNV)(Subtest:3, Channel:23017, Bandwidth:1.4, Modulation:Q16, RB Number: 1, RB Position:LOW)

| Start Frequency (MHz) | Stop Frequency (MHz) | RBW (MHz) | Detector | Frequency (MHz) | Power (dBm) | Limit (dBm) | Verdict | Sweep Point |
|-----------------------|----------------------|-----------|----------|-----------------|-------------|-------------|---------|-------------|
| 690 | 698.9 | 0.1 | RMS | 698.9 | -33 | -13 | Pass | 401 |
| 698.9 | 699 | 0.03 | RMS | 698.998 | -27.17 | -13 | Pass | 401 |
| 699 | 701 | 0.1 | RMS | 699.24 | 16.67 | 30 | Pass | 401 |



5.4. LTE Band Edge(NTNV)(Subtest:4, Channel:23017, Bandwidth:1.4, Modulation:Q16, RB Number: 6, RB Position:LOW)

| Start Frequency (MHz) | Stop Frequency (MHz) | RBW (MHz) | Detector | Frequency (MHz) | Power (dBm) | Limit (dBm) | Verdict | Sweep Point |
|-----------------------|----------------------|-----------|----------|-----------------|-------------|-------------|---------|-------------|
| 690 | 698.9 | 0.1 | RMS | 698.9 | -33.03 | -13 | Pass | 401 |
| 698.9 | 699 | 0.03 | RMS | 699 | -32.07 | -13 | Pass | 401 |
| 699 | 701 | 0.1 | RMS | 699.295 | 8.72 | 30 | Pass | 401 |



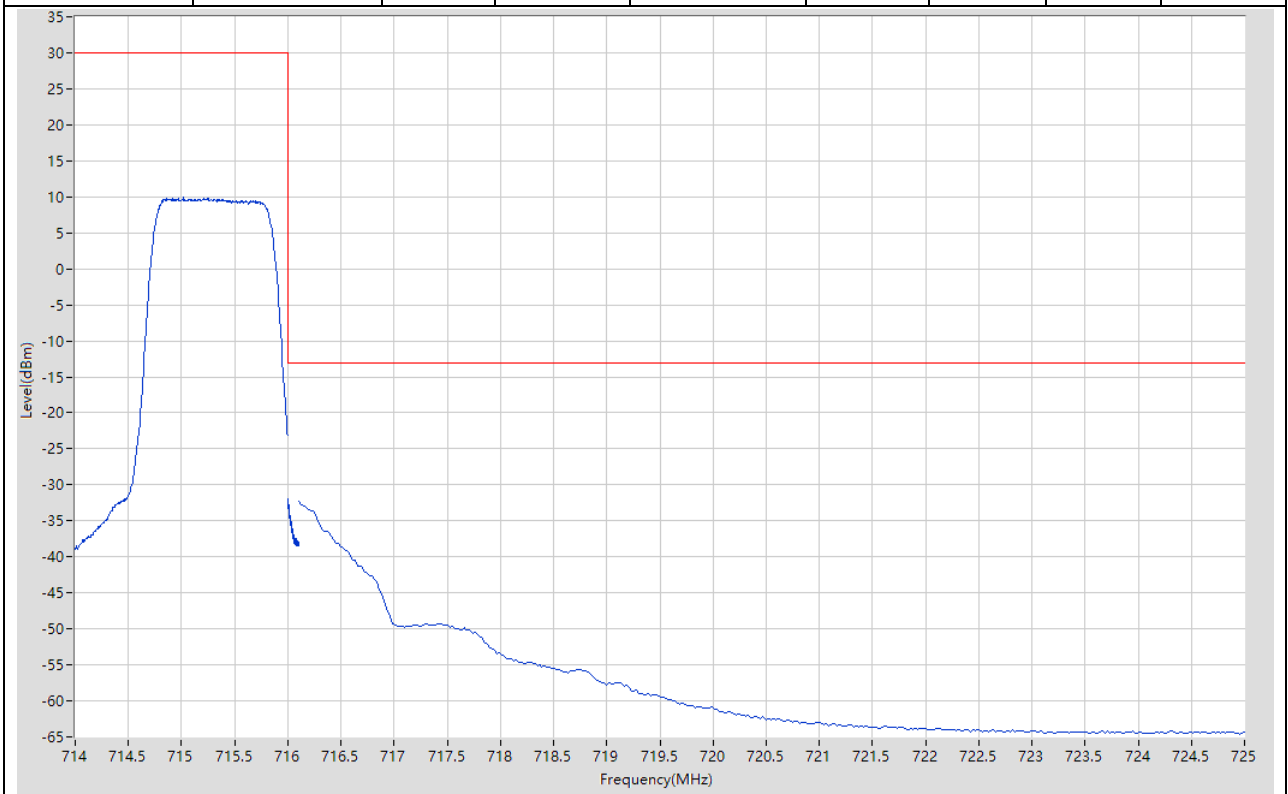
5.5. LTE Band Edge(NTNV)(Subtest:5, Channel:23173, Bandwidth:1.4, Modulation:QPSK, RB Number: 1, RB Position:HIGH)

| Start Frequency (MHz) | Stop Frequency (MHz) | RBW (MHz) | Detector | Frequency (MHz) | Power (dBm) | Limit (dBm) | Verdict | Sweep Point |
|-----------------------|----------------------|-----------|----------|-----------------|-------------|-------------|---------|-------------|
| 714 | 716 | 0.1 | RMS | 715.755 | 18.05 | 30 | Pass | 401 |
| 716 | 716.1 | 0.03 | RMS | 716 | -26.22 | -13 | Pass | 401 |
| 716.1 | 725 | 0.1 | RMS | 716.1 | -28.62 | -13 | Pass | 401 |



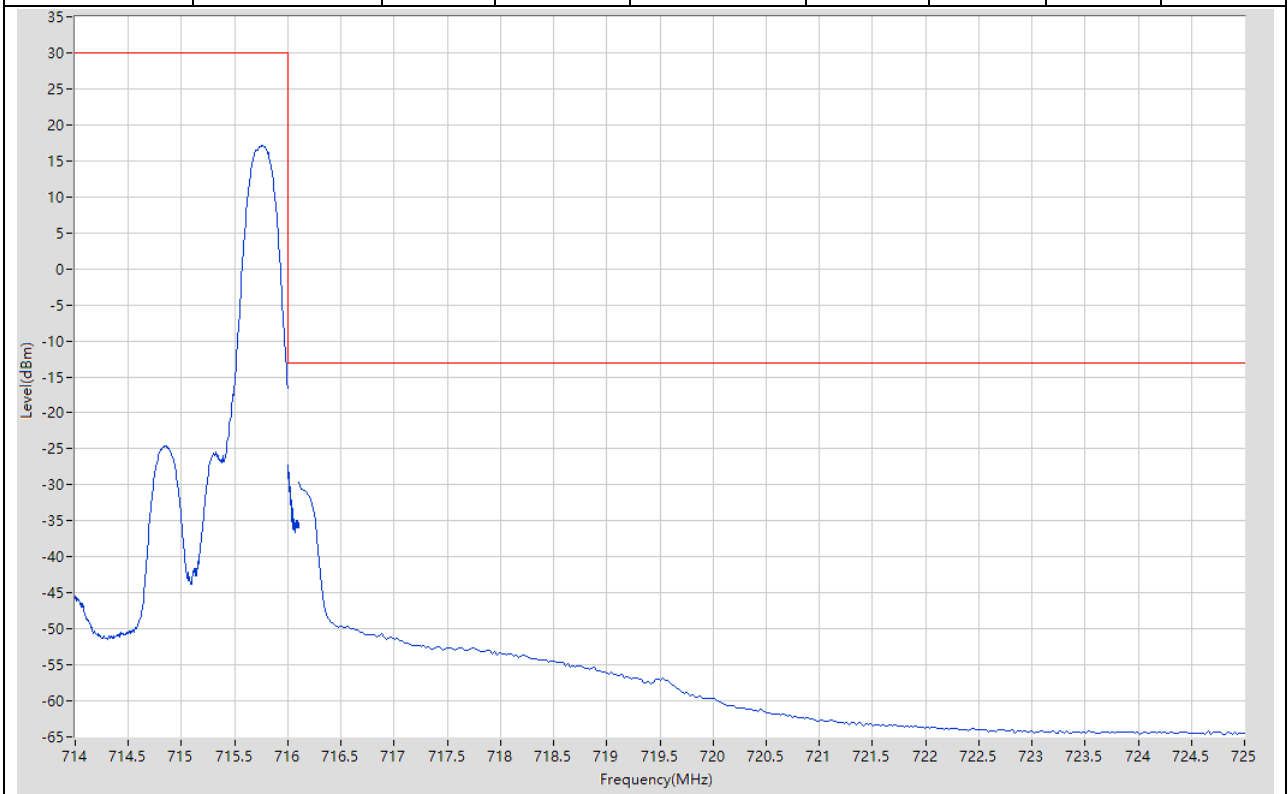
5.6. LTE Band Edge(NTNV)(Subtest:6, Channel:23173, Bandwidth:1.4, Modulation:QPSK, RB Number: 6, RB Position:HIGH)

| Start Frequency (MHz) | Stop Frequency (MHz) | RBW (MHz) | Detector | Frequency (MHz) | Power (dBm) | Limit (dBm) | Verdict | Sweep Point |
|-----------------------|----------------------|-----------|----------|-----------------|-------------|-------------|---------|-------------|
| 714 | 716 | 0.1 | RMS | 715.02 | 9.9 | 30 | Pass | 401 |
| 716 | 716.1 | 0.03 | RMS | 716.001 | -31.87 | -13 | Pass | 401 |
| 716.1 | 725 | 0.1 | RMS | 716.1 | -32.23 | -13 | Pass | 401 |



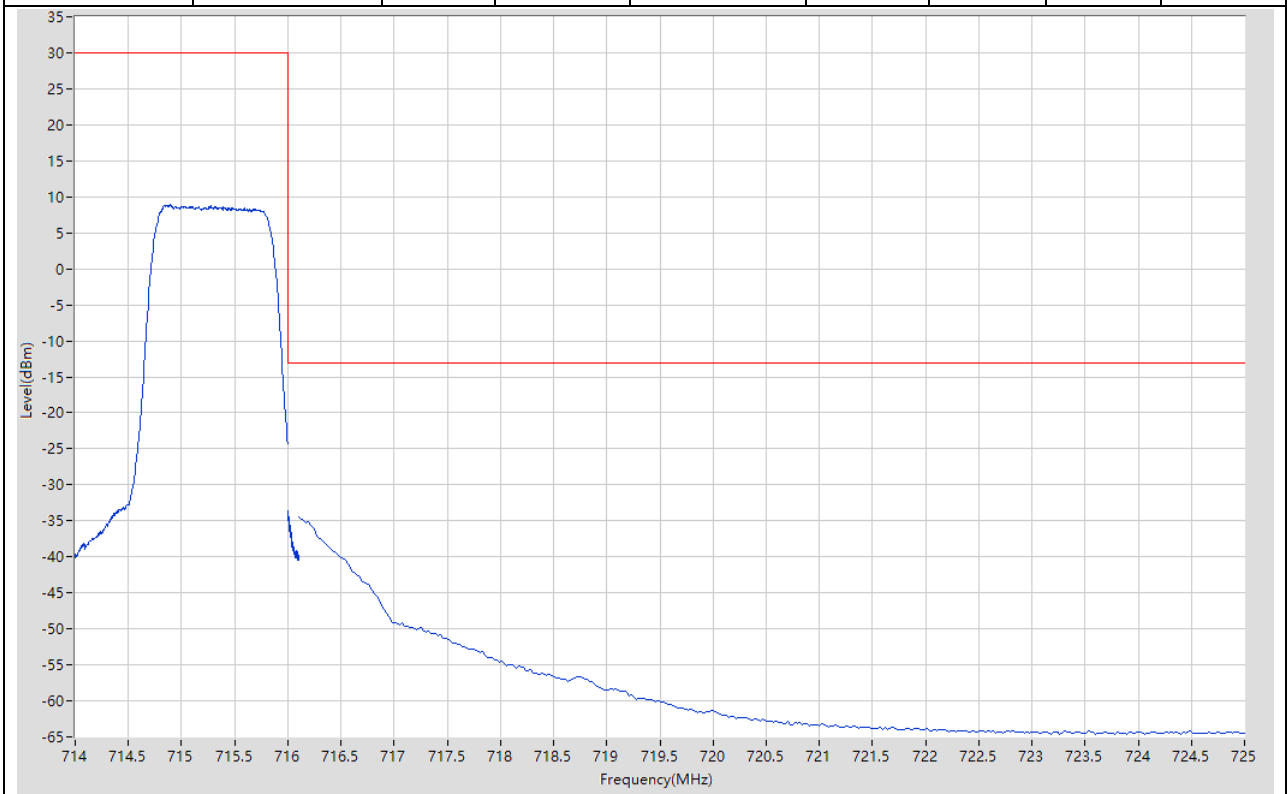
5.7. LTE Band Edge(NTNV)(Subtest:7, Channel:23173, Bandwidth:1.4, Modulation:Q16, RB Number: 1, RB Position:HIGH)

| Start Frequency (MHz) | Stop Frequency (MHz) | RBW (MHz) | Detector | Frequency (MHz) | Power (dBm) | Limit (dBm) | Verdict | Sweep Point |
|-----------------------|----------------------|-----------|----------|-----------------|-------------|-------------|---------|-------------|
| 714 | 716 | 0.1 | RMS | 715.76 | 17.15 | 30 | Pass | 401 |
| 716 | 716.1 | 0.03 | RMS | 716.001 | -27.3 | -13 | Pass | 401 |
| 716.1 | 725 | 0.1 | RMS | 716.1 | -29.58 | -13 | Pass | 401 |



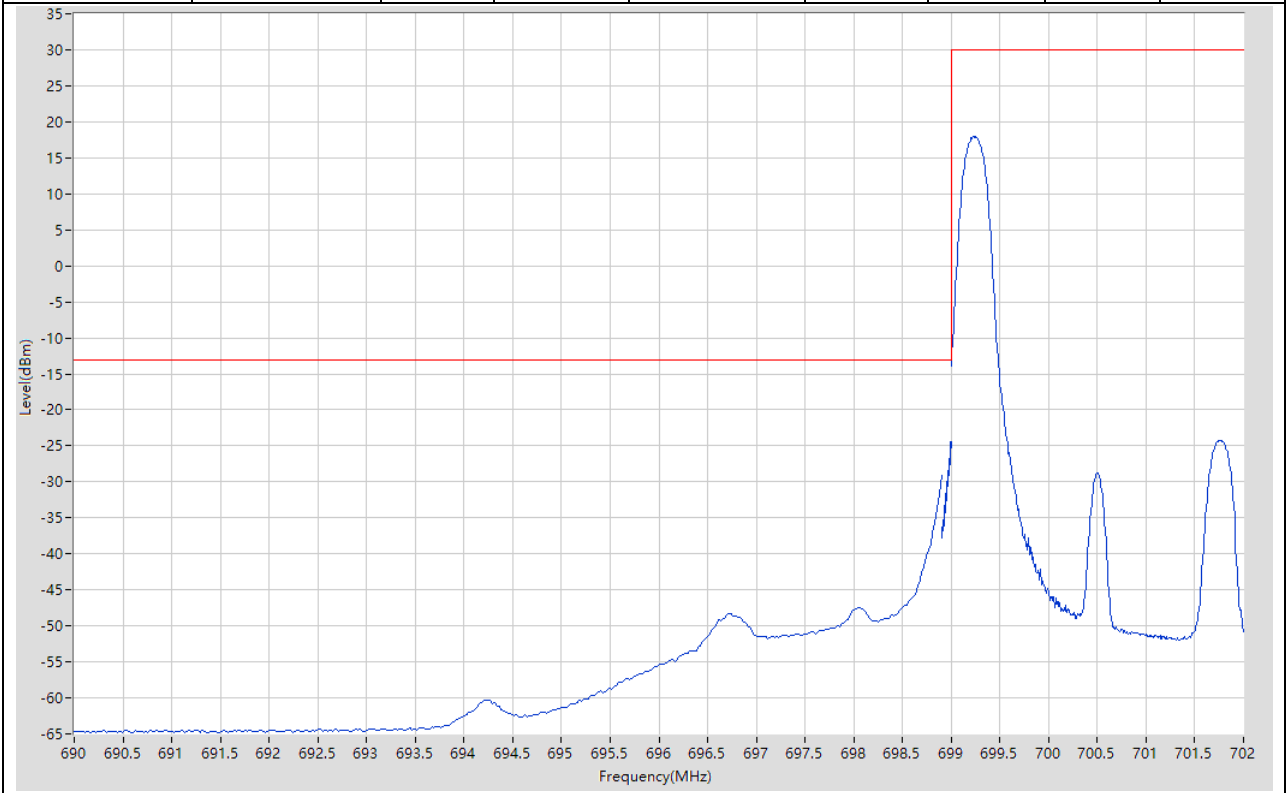
5.8. LTE Band Edge(NTNV)(Subtest:8, Channel:23173, Bandwidth:1.4, Modulation:Q16, RB Number: 6, RB Position:HIGH)

| Start Frequency (MHz) | Stop Frequency (MHz) | RBW (MHz) | Detector | Frequency (MHz) | Power (dBm) | Limit (dBm) | Verdict | Sweep Point |
|-----------------------|----------------------|-----------|----------|-----------------|-------------|-------------|---------|-------------|
| 714 | 716 | 0.1 | RMS | 714.895 | 8.91 | 30 | Pass | 401 |
| 716 | 716.1 | 0.03 | RMS | 716.002 | -33.57 | -13 | Pass | 401 |
| 716.1 | 725 | 0.1 | RMS | 716.1 | -34.47 | -13 | Pass | 401 |



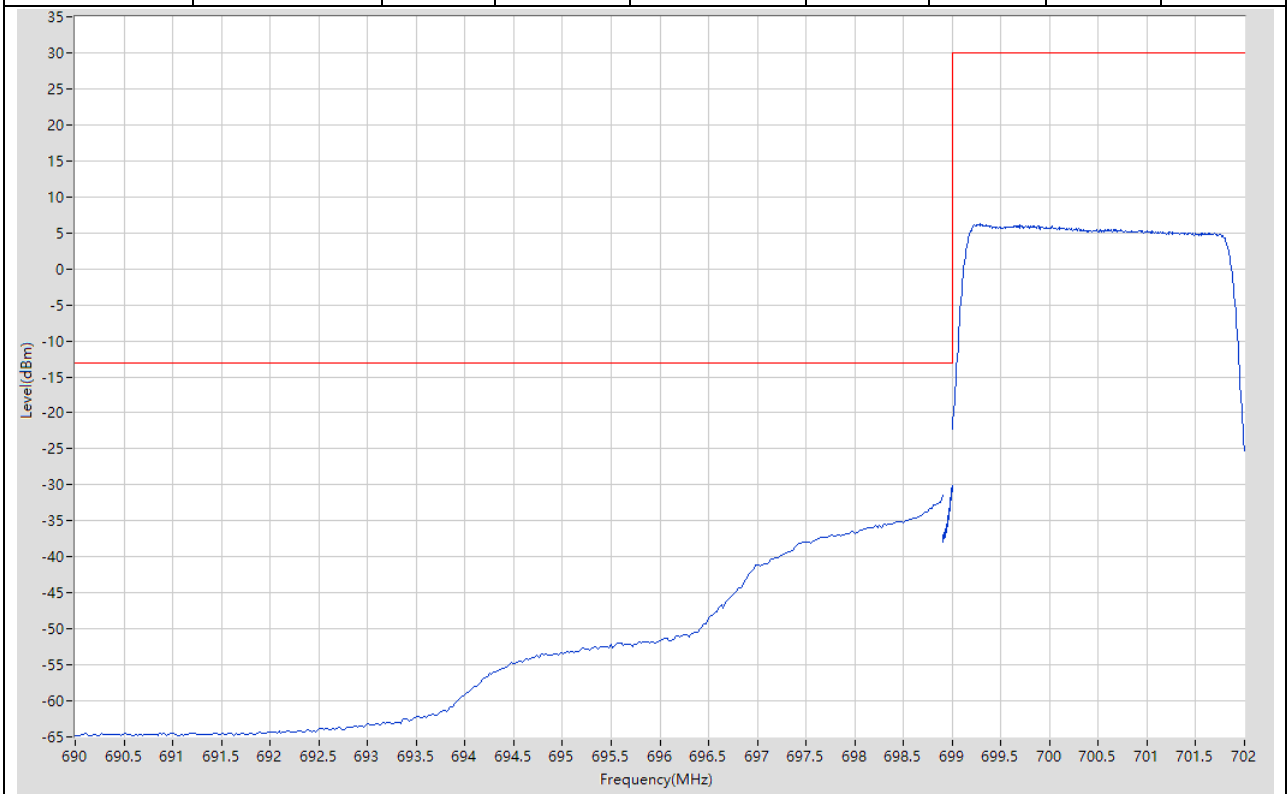
5.9. LTE Band Edge(NTNV)(Subtest:9, Channel:23025, Bandwidth:3, Modulation:QPSK, RB Number: 1, RB Position:LOW)

| Start Frequency (MHz) | Stop Frequency (MHz) | RBW (MHz) | Detector | Frequency (MHz) | Power (dBm) | Limit (dBm) | Verdict | Sweep Point |
|-----------------------|----------------------|-----------|----------|-----------------|-------------|-------------|---------|-------------|
| 690 | 698.9 | 0.1 | RMS | 698.9 | -29.19 | -13 | Pass | 401 |
| 698.9 | 699 | 0.03 | RMS | 699 | -24.37 | -13 | Pass | 401 |
| 699 | 702 | 0.1 | RMS | 699.248 | 17.97 | 30 | Pass | 401 |



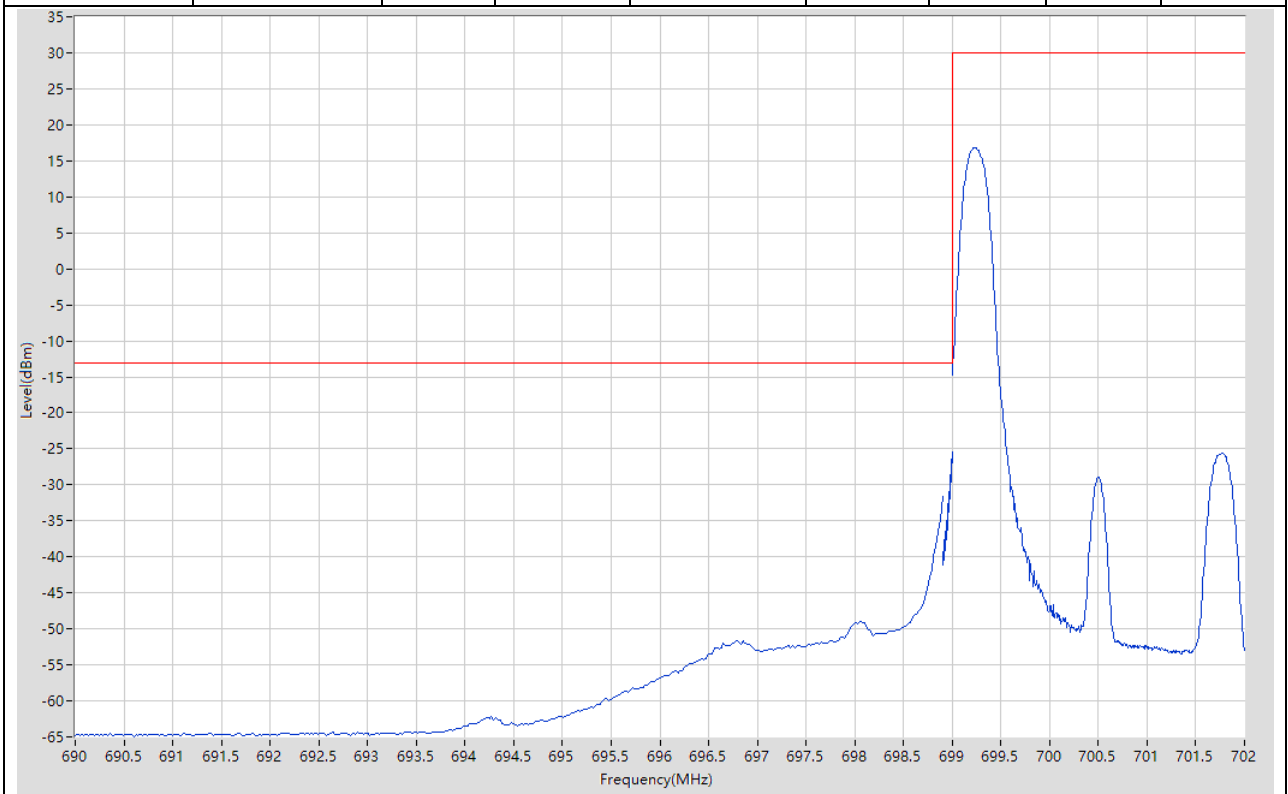
5.10. LTE Band Edge(NTNV)(Subtest:10, Channel:23025, Bandwidth:3, Modulation:QPSK, RB Number: 15, RB Position:LOW)

| Start Frequency (MHz) | Stop Frequency (MHz) | RBW (MHz) | Detector | Frequency (MHz) | Power (dBm) | Limit (dBm) | Verdict | Sweep Point |
|-----------------------|----------------------|-----------|----------|-----------------|-------------|-------------|---------|-------------|
| 690 | 698.9 | 0.1 | RMS | 698.9 | -31.39 | -13 | Pass | 401 |
| 698.9 | 699 | 0.03 | RMS | 698.999 | -30.05 | -13 | Pass | 401 |
| 699 | 702 | 0.1 | RMS | 699.285 | 6.28 | 30 | Pass | 401 |



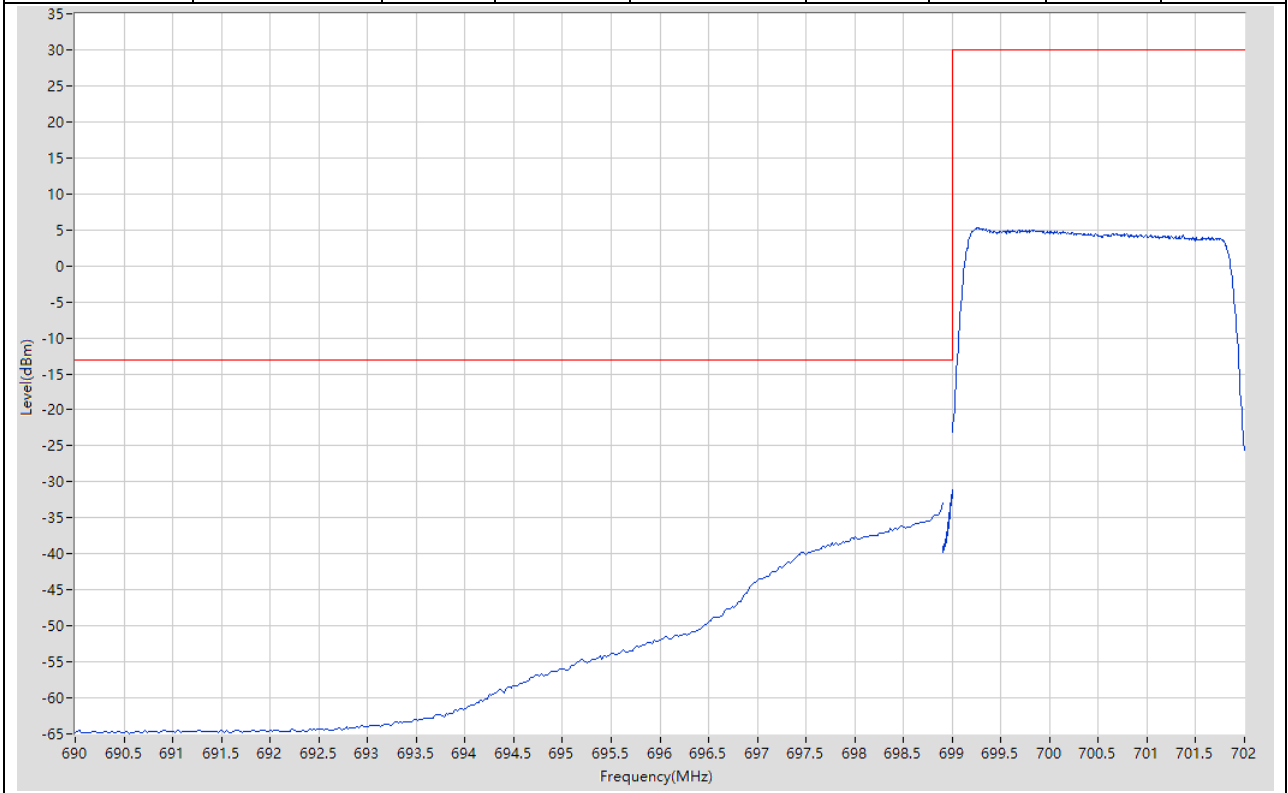
5.11. LTE Band Edge(NTNV)(Subtest:11, Channel:23025, Bandwidth:3, Modulation:Q16, RB Number: 1, RB Position:LOW)

| Start Frequency (MHz) | Stop Frequency (MHz) | RBW (MHz) | Detector | Frequency (MHz) | Power (dBm) | Limit (dBm) | Verdict | Sweep Point |
|-----------------------|----------------------|-----------|----------|-----------------|-------------|-------------|---------|-------------|
| 690 | 698.9 | 0.1 | RMS | 698.9 | -31.57 | -13 | Pass | 401 |
| 698.9 | 699 | 0.03 | RMS | 699 | -25.42 | -13 | Pass | 401 |
| 699 | 702 | 0.1 | RMS | 699.218 | 16.82 | 30 | Pass | 401 |



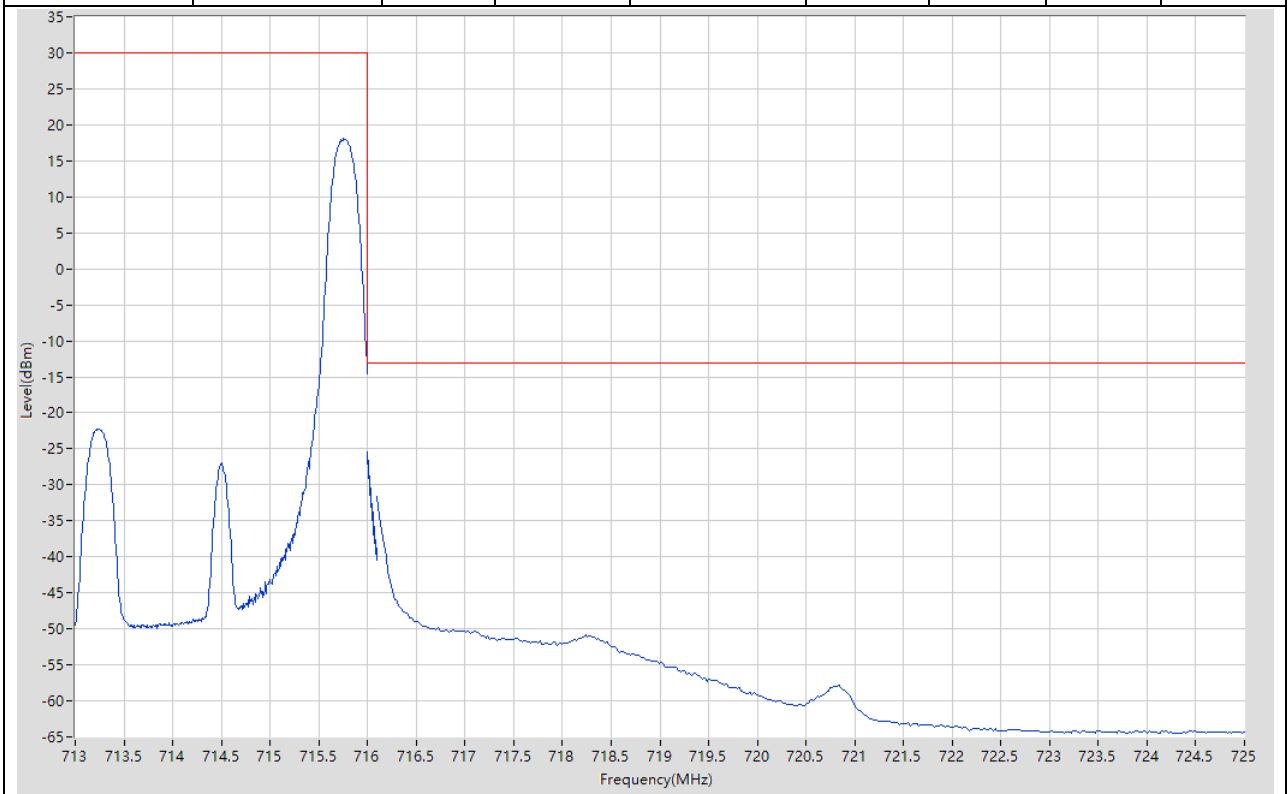
5.12. LTE Band Edge(NTNV)(Subtest:12, Channel:23025, Bandwidth:3, Modulation:Q16, RB Number: 15, RB Position:LOW)

| Start Frequency (MHz) | Stop Frequency (MHz) | RBW (MHz) | Detector | Frequency (MHz) | Power (dBm) | Limit (dBm) | Verdict | Sweep Point |
|-----------------------|----------------------|-----------|----------|-----------------|-------------|-------------|---------|-------------|
| 690 | 698.9 | 0.1 | RMS | 698.9 | -33.02 | -13 | Pass | 401 |
| 698.9 | 699 | 0.03 | RMS | 699 | -31.13 | -13 | Pass | 401 |
| 699 | 702 | 0.1 | RMS | 699.248 | 5.23 | 30 | Pass | 401 |



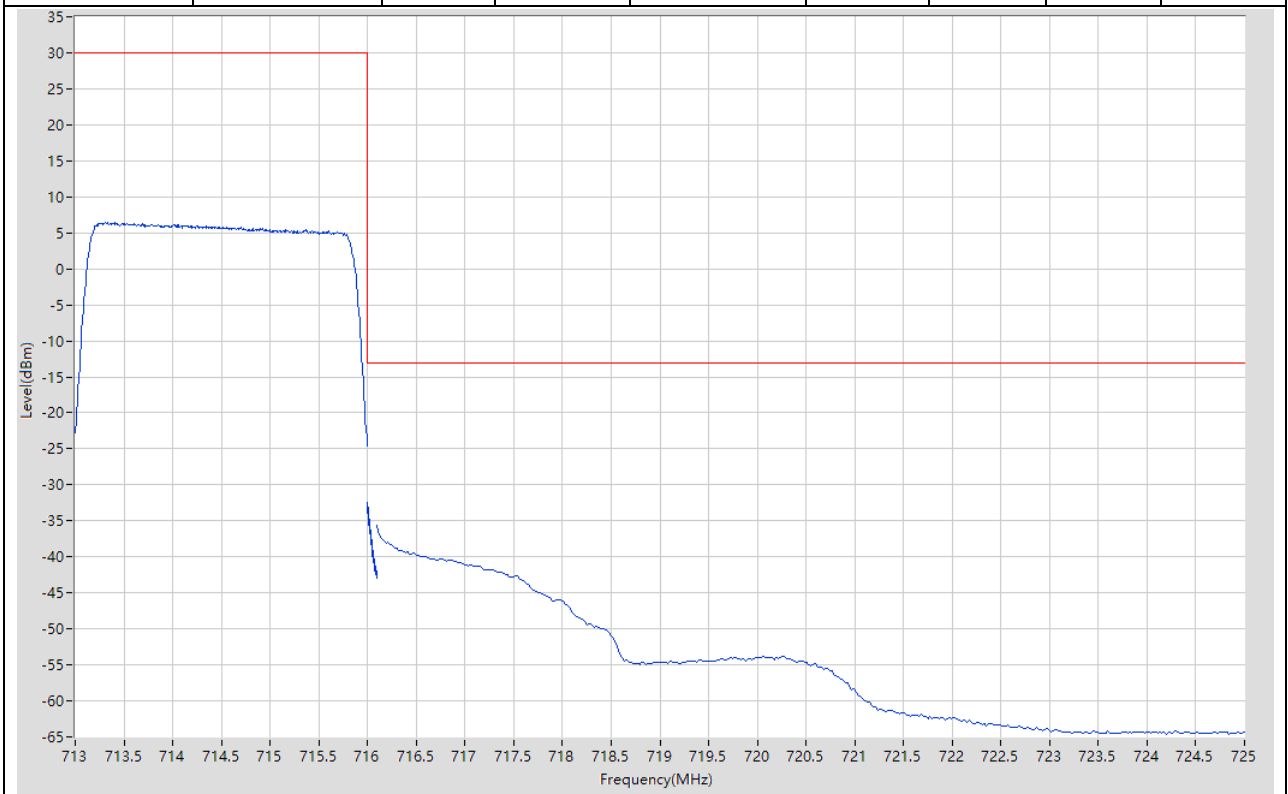
5.13. LTE Band Edge(NTNV)(Subtest:13, Channel:23165, Bandwidth:3, Modulation:QPSK, RB Number: 1, RB Position:HIGH)

| Start Frequency (MHz) | Stop Frequency (MHz) | RBW (MHz) | Detector | Frequency (MHz) | Power (dBm) | Limit (dBm) | Verdict | Sweep Point |
|-----------------------|----------------------|-----------|----------|-----------------|-------------|-------------|---------|-------------|
| 713 | 716 | 0.1 | RMS | 715.753 | 18.06 | 30 | Pass | 401 |
| 716 | 716.1 | 0.03 | RMS | 716 | -25.49 | -13 | Pass | 401 |
| 716.1 | 725 | 0.1 | RMS | 716.1 | -31.68 | -13 | Pass | 401 |



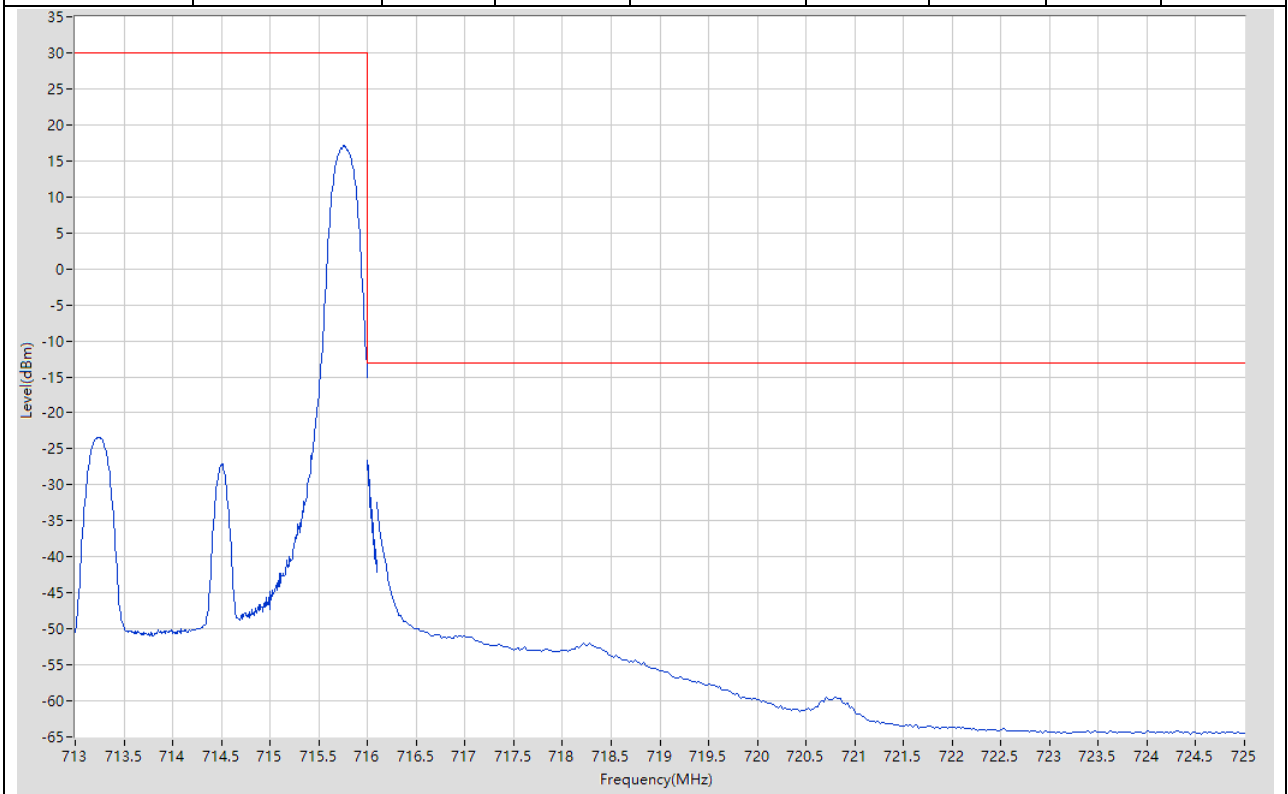
5.14. LTE Band Edge(NTNV)(Subtest:14, Channel:23165, Bandwidth:3, Modulation:QPSK, RB Number: 15, RB Position:HIGH)

| Start Frequency (MHz) | Stop Frequency (MHz) | RBW (MHz) | Detector | Frequency (MHz) | Power (dBm) | Limit (dBm) | Verdict | Sweep Point |
|-----------------------|----------------------|-----------|----------|-----------------|-------------|-------------|---------|-------------|
| 713 | 716 | 0.1 | RMS | 713.308 | 6.46 | 30 | Pass | 401 |
| 716 | 716.1 | 0.03 | RMS | 716 | -32.5 | -13 | Pass | 401 |
| 716.1 | 725 | 0.1 | RMS | 716.1 | -35.7 | -13 | Pass | 401 |



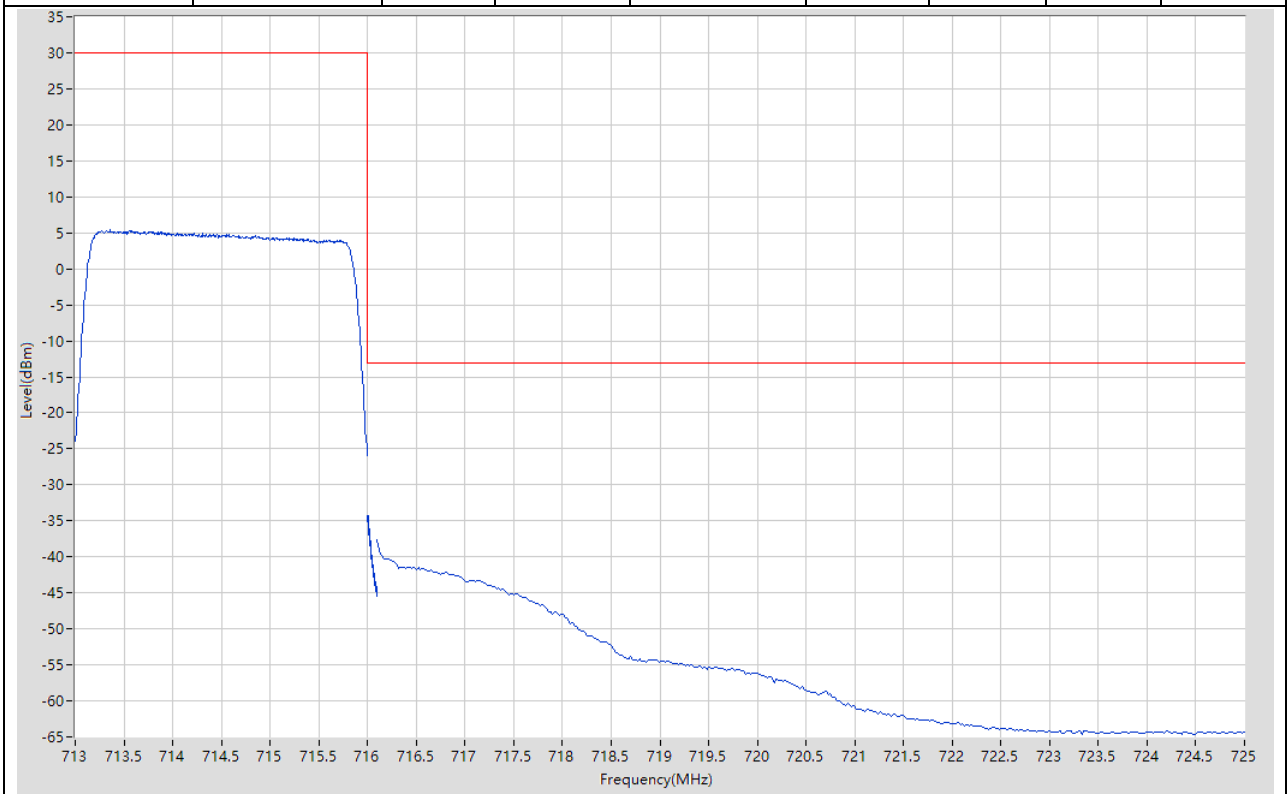
5.15. LTE Band Edge(NTNV)(Subtest:15, Channel:23165, Bandwidth:3, Modulation:Q16, RB Number: 1, RB Position:HIGH)

| Start Frequency (MHz) | Stop Frequency (MHz) | RBW (MHz) | Detector | Frequency (MHz) | Power (dBm) | Limit (dBm) | Verdict | Sweep Point |
|-----------------------|----------------------|-----------|----------|-----------------|-------------|-------------|---------|-------------|
| 713 | 716 | 0.1 | RMS | 715.753 | 17.12 | 30 | Pass | 401 |
| 716 | 716.1 | 0.03 | RMS | 716.001 | -26.6 | -13 | Pass | 401 |
| 716.1 | 725 | 0.1 | RMS | 716.1 | -32.51 | -13 | Pass | 401 |



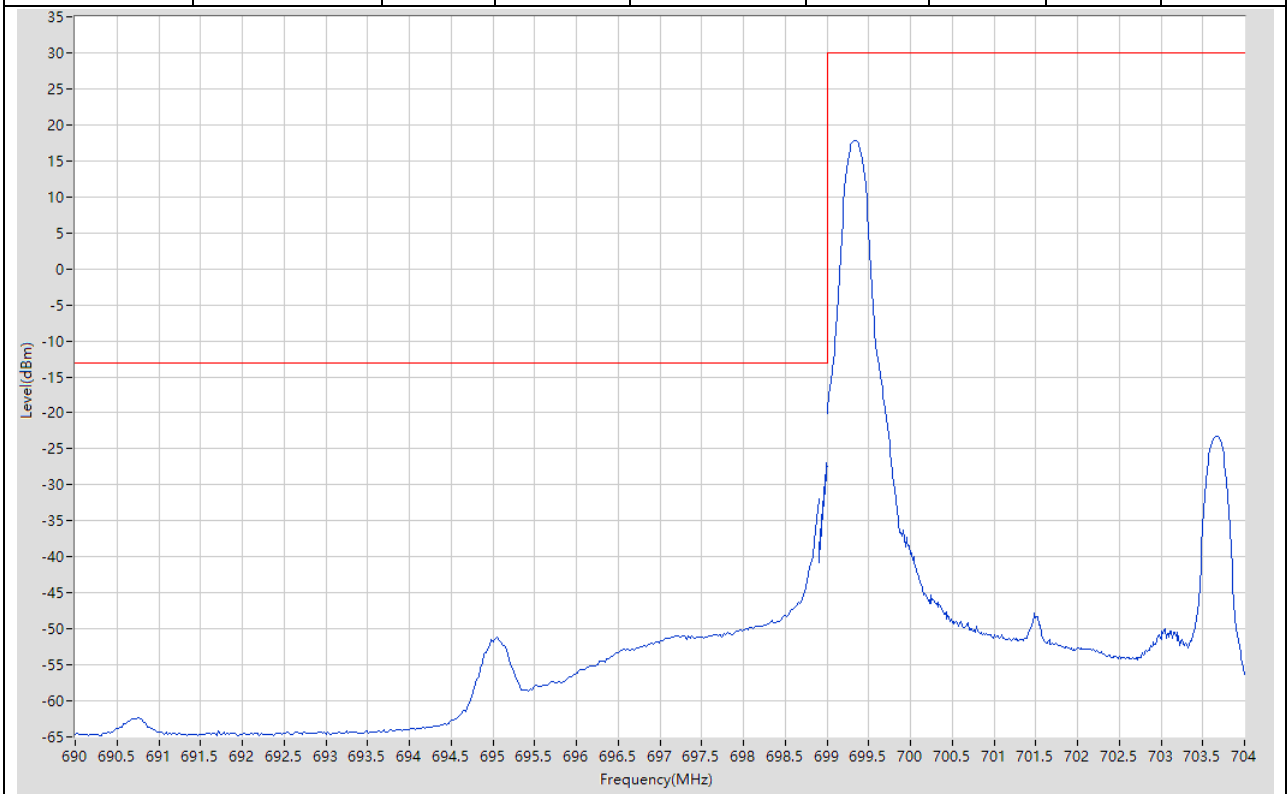
5.16. LTE Band Edge(NTNV)(Subtest:16, Channel:23165, Bandwidth:3, Modulation:Q16, RB Number: 15, RB Position:HIGH)

| Start Frequency (MHz) | Stop Frequency (MHz) | RBW (MHz) | Detector | Frequency (MHz) | Power (dBm) | Limit (dBm) | Verdict | Sweep Point |
|-----------------------|----------------------|-----------|----------|-----------------|-------------|-------------|---------|-------------|
| 713 | 716 | 0.1 | RMS | 713.36 | 5.37 | 30 | Pass | 401 |
| 716 | 716.1 | 0.03 | RMS | 716.004 | -34.24 | -13 | Pass | 401 |
| 716.1 | 725 | 0.1 | RMS | 716.1 | -37.57 | -13 | Pass | 401 |



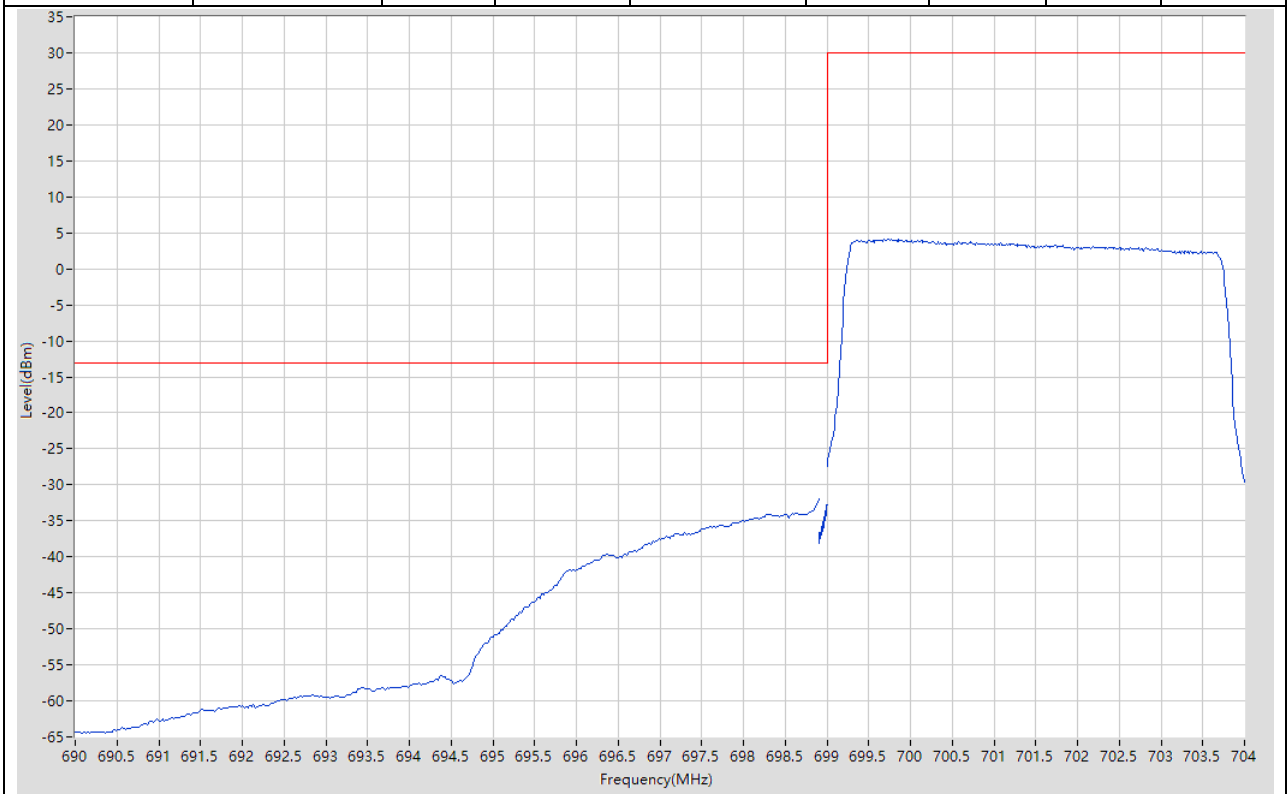
5.17. LTE Band Edge(NTNV)(Subtest:17, Channel:23035, Bandwidth:5, Modulation:QPSK, RB Number: 1, RB Position:LOW)

| Start Frequency (MHz) | Stop Frequency (MHz) | RBW (MHz) | Detector | Frequency (MHz) | Power (dBm) | Limit (dBm) | Verdict | Sweep Point |
|-----------------------|----------------------|-----------|----------|-----------------|-------------|-------------|---------|-------------|
| 690 | 698.9 | 0.1 | RMS | 698.9 | -31.99 | -13 | Pass | 401 |
| 698.9 | 699 | 0.03 | RMS | 698.998 | -26.96 | -13 | Pass | 401 |
| 699 | 704 | 0.1 | RMS | 699.338 | 17.79 | 30 | Pass | 401 |



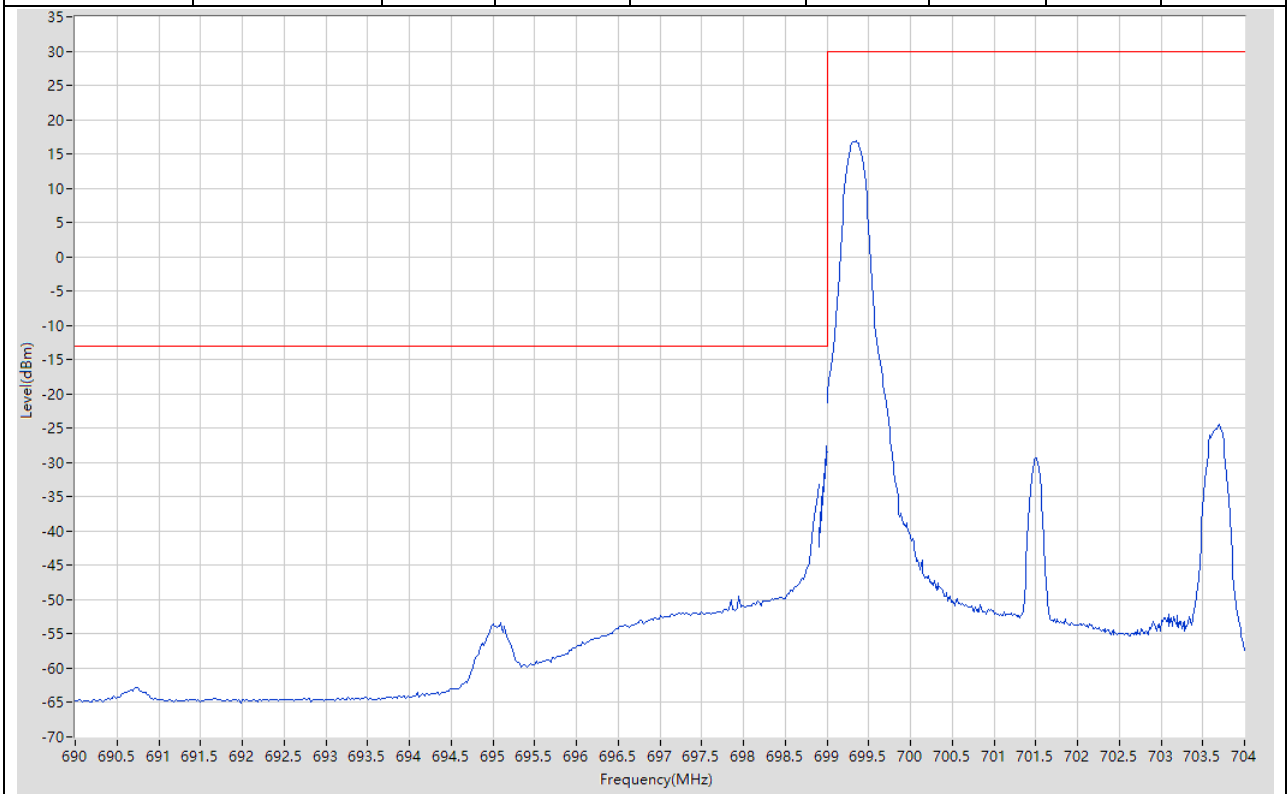
5.18. LTE Band Edge(NTNV)(Subtest:18, Channel:23035, Bandwidth:5, Modulation:QPSK, RB Number: 25, RB Position:LOW)

| Start Frequency (MHz) | Stop Frequency (MHz) | RBW (MHz) | Detector | Frequency (MHz) | Power (dBm) | Limit (dBm) | Verdict | Sweep Point |
|-----------------------|----------------------|-----------|----------|-----------------|-------------|-------------|---------|-------------|
| 690 | 698.9 | 0.1 | RMS | 698.9 | -31.95 | -13 | Pass | 401 |
| 698.9 | 699 | 0.03 | RMS | 699 | -32.8 | -13 | Pass | 401 |
| 699 | 704 | 0.1 | RMS | 699.85 | 4.17 | 30 | Pass | 401 |



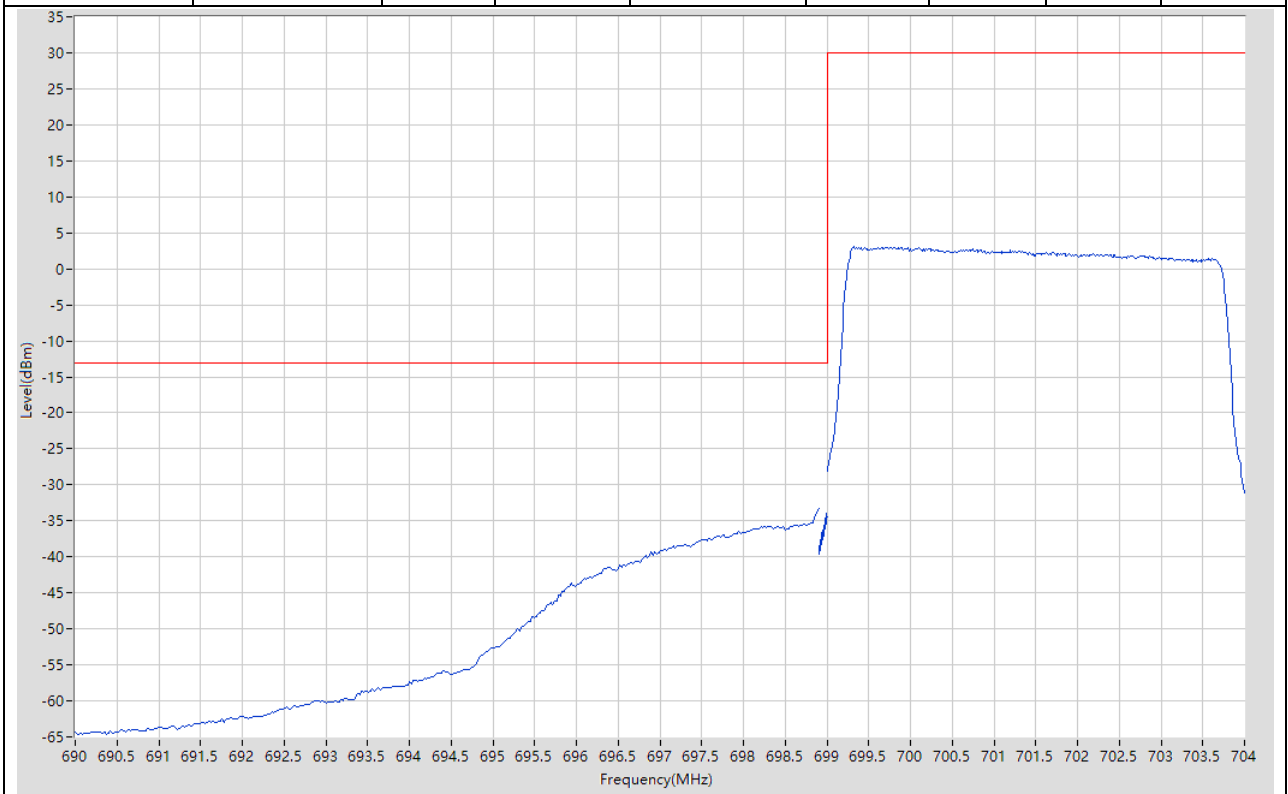
5.19. LTE Band Edge(NTNV)(Subtest:19, Channel:23035, Bandwidth:5, Modulation:Q16, RB Number: 1, RB Position:LOW)

| Start Frequency (MHz) | Stop Frequency (MHz) | RBW (MHz) | Detector | Frequency (MHz) | Power (dBm) | Limit (dBm) | Verdict | Sweep Point |
|-----------------------|----------------------|-----------|----------|-----------------|-------------|-------------|---------|-------------|
| 690 | 698.9 | 0.1 | RMS | 698.9 | -33.15 | -13 | Pass | 401 |
| 698.9 | 699 | 0.03 | RMS | 698.999 | -27.49 | -13 | Pass | 401 |
| 699 | 704 | 0.1 | RMS | 699.35 | 16.89 | 30 | Pass | 401 |



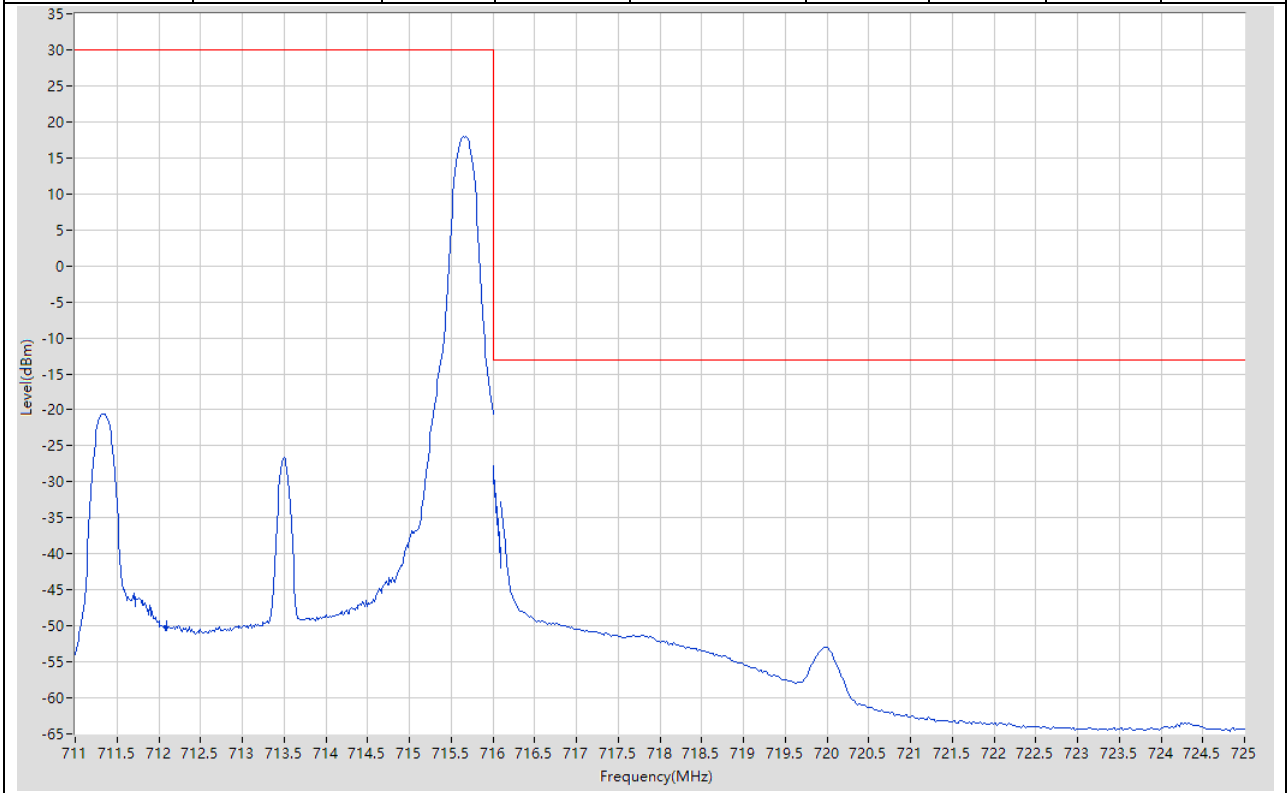
5.20. LTE Band Edge(NTNV)(Subtest:20, Channel:23035, Bandwidth:5, Modulation:Q16, RB Number: 25, RB Position:LOW)

| Start Frequency (MHz) | Stop Frequency (MHz) | RBW (MHz) | Detector | Frequency (MHz) | Power (dBm) | Limit (dBm) | Verdict | Sweep Point |
|-----------------------|----------------------|-----------|----------|-----------------|-------------|-------------|---------|-------------|
| 690 | 698.9 | 0.1 | RMS | 698.9 | -33.33 | -13 | Pass | 401 |
| 698.9 | 699 | 0.03 | RMS | 698.995 | -33.98 | -13 | Pass | 401 |
| 699 | 704 | 0.1 | RMS | 699.325 | 3.15 | 30 | Pass | 401 |



5.21. LTE Band Edge(NTNV)(Subtest:21, Channel:23155, Bandwidth:5, Modulation:QPSK, RB Number: 1, RB Position:HIGH)

| Start Frequency (MHz) | Stop Frequency (MHz) | RBW (MHz) | Detector | Frequency (MHz) | Power (dBm) | Limit (dBm) | Verdict | Sweep Point |
|-----------------------|----------------------|-----------|----------|-----------------|-------------|-------------|---------|-------------|
| 711 | 716 | 0.1 | RMS | 715.675 | 18 | 30 | Pass | 401 |
| 716 | 716.1 | 0.03 | RMS | 716.001 | -27.82 | -13 | Pass | 401 |
| 716.1 | 725 | 0.1 | RMS | 716.1 | -32.78 | -13 | Pass | 401 |



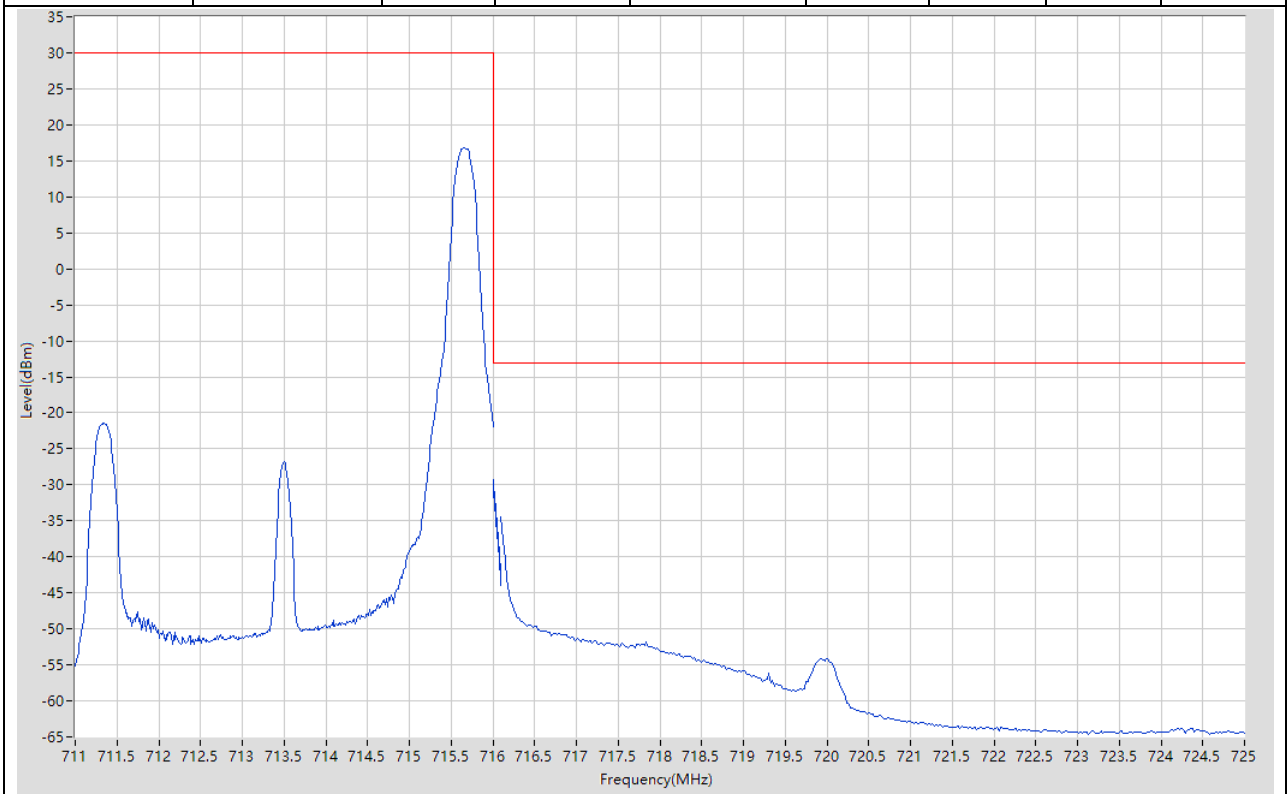
5.22. LTE Band Edge(NTNV)(Subtest:22, Channel:23155, Bandwidth:5, Modulation:QPSK, RB Number: 25, RB Position:HIGH)

| Start Frequency (MHz) | Stop Frequency (MHz) | RBW (MHz) | Detector | Frequency (MHz) | Power (dBm) | Limit (dBm) | Verdict | Sweep Point |
|-----------------------|----------------------|-----------|----------|-----------------|-------------|-------------|---------|-------------|
| 711 | 716 | 0.1 | RMS | 712.213 | 4.35 | 30 | Pass | 401 |
| 716 | 716.1 | 0.03 | RMS | 716.003 | -36.19 | -13 | Pass | 401 |
| 716.1 | 725 | 0.1 | RMS | 716.1 | -36.65 | -13 | Pass | 401 |



5.23. LTE Band Edge(NTNV)(Subtest:23, Channel:23155, Bandwidth:5, Modulation:Q16, RB Number: 1, RB Position:HIGH)

| Start Frequency (MHz) | Stop Frequency (MHz) | RBW (MHz) | Detector | Frequency (MHz) | Power (dBm) | Limit (dBm) | Verdict | Sweep Point |
|-----------------------|----------------------|-----------|----------|-----------------|-------------|-------------|---------|-------------|
| 711 | 716 | 0.1 | RMS | 715.663 | 16.84 | 30 | Pass | 401 |
| 716 | 716.1 | 0.03 | RMS | 716 | -29.21 | -13 | Pass | 401 |
| 716.1 | 725 | 0.1 | RMS | 716.1 | -34.46 | -13 | Pass | 401 |



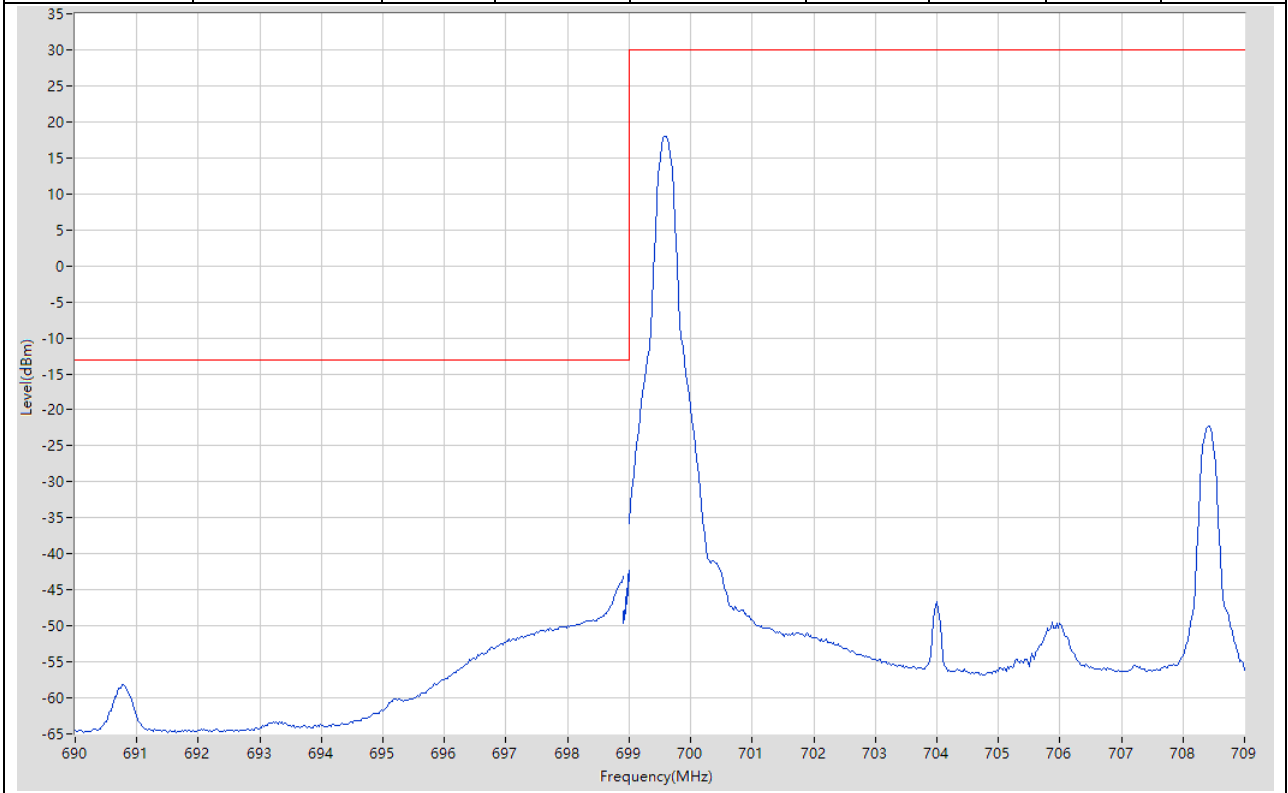
5.24. LTE Band Edge(NTNV)(Subtest:24, Channel:23155, Bandwidth:5, Modulation:Q16, RB Number: 25, RB Position:HIGH)

| Start Frequency (MHz) | Stop Frequency (MHz) | RBW (MHz) | Detector | Frequency (MHz) | Power (dBm) | Limit (dBm) | Verdict | Sweep Point |
|-----------------------|----------------------|-----------|----------|-----------------|-------------|-------------|---------|-------------|
| 711 | 716 | 0.1 | RMS | 711.888 | 3.22 | 30 | Pass | 401 |
| 716 | 716.1 | 0.03 | RMS | 716 | -37.15 | -13 | Pass | 401 |
| 716.1 | 725 | 0.1 | RMS | 716.1 | -38.38 | -13 | Pass | 401 |



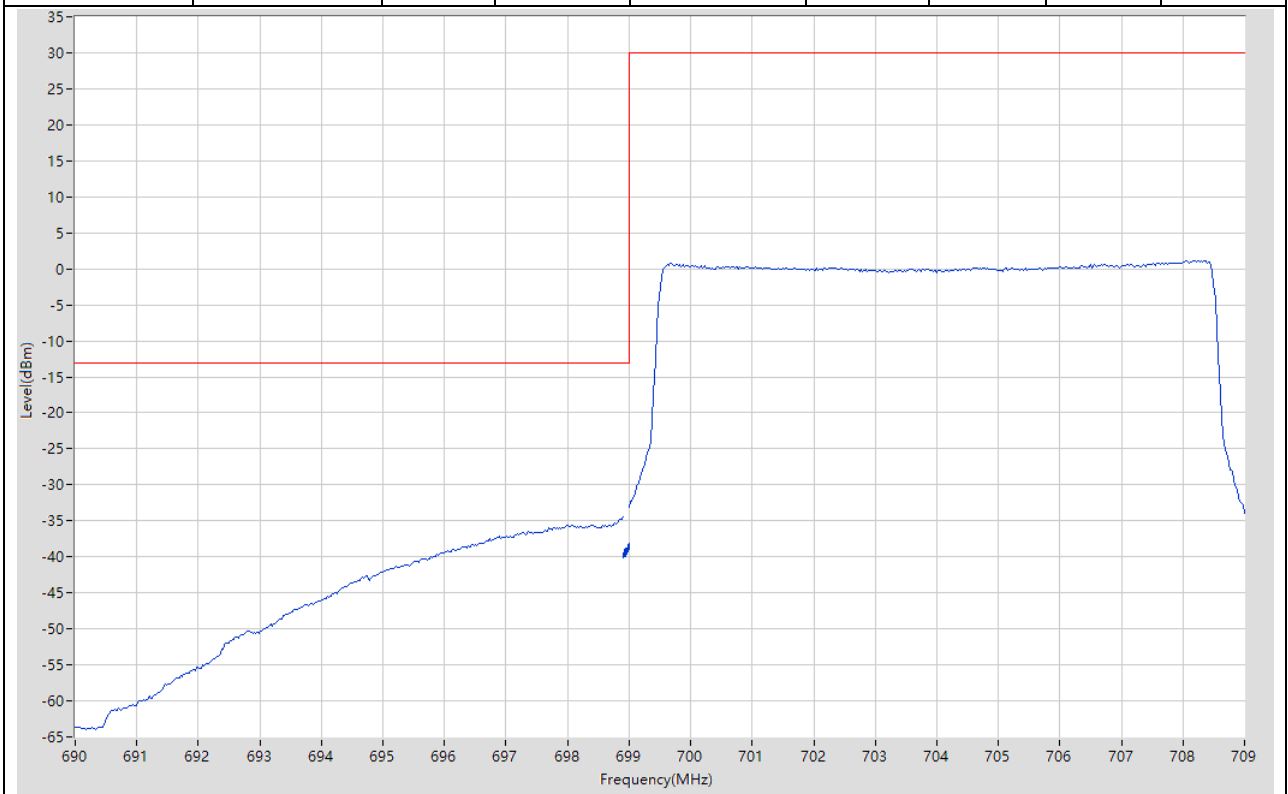
5.25. LTE Band Edge(NTNV)(Subtest:25, Channel:23060, Bandwidth:10, Modulation:QPSK, RB Number: 1, RB Position:LOW)

| Start Frequency (MHz) | Stop Frequency (MHz) | RBW (MHz) | Detector | Frequency (MHz) | Power (dBm) | Limit (dBm) | Verdict | Sweep Point |
|-----------------------|----------------------|-----------|----------|-----------------|-------------|-------------|---------|-------------|
| 690 | 698.9 | 0.1 | RMS | 698.9 | -43.21 | -13 | Pass | 401 |
| 698.9 | 699 | 0.03 | RMS | 699 | -42.22 | -13 | Pass | 401 |
| 699 | 709 | 0.1 | RMS | 699.6 | 17.96 | 30 | Pass | 401 |



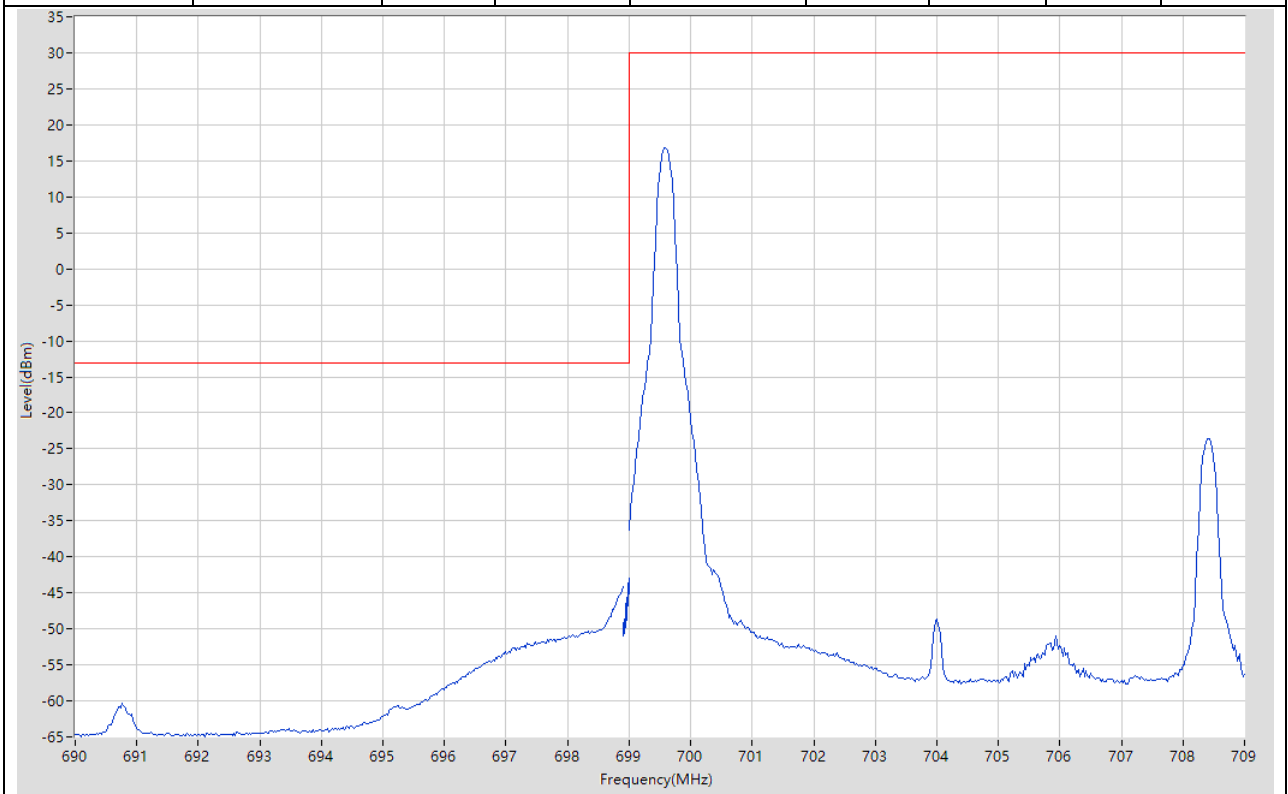
5.26. LTE Band Edge(NTNV)(Subtest:26, Channel:23060, Bandwidth:10, Modulation:QPSK, RB Number: 50, RB Position:LOW)

| Start Frequency (MHz) | Stop Frequency (MHz) | RBW (MHz) | Detector | Frequency (MHz) | Power (dBm) | Limit (dBm) | Verdict | Sweep Point |
|-----------------------|----------------------|-----------|----------|-----------------|-------------|-------------|---------|-------------|
| 690 | 698.9 | 0.1 | RMS | 698.9 | -34.42 | -13 | Pass | 401 |
| 698.9 | 699 | 0.03 | RMS | 698.996 | -38.08 | -13 | Pass | 401 |
| 699 | 709 | 0.1 | RMS | 708.05 | 1.11 | 30 | Pass | 401 |



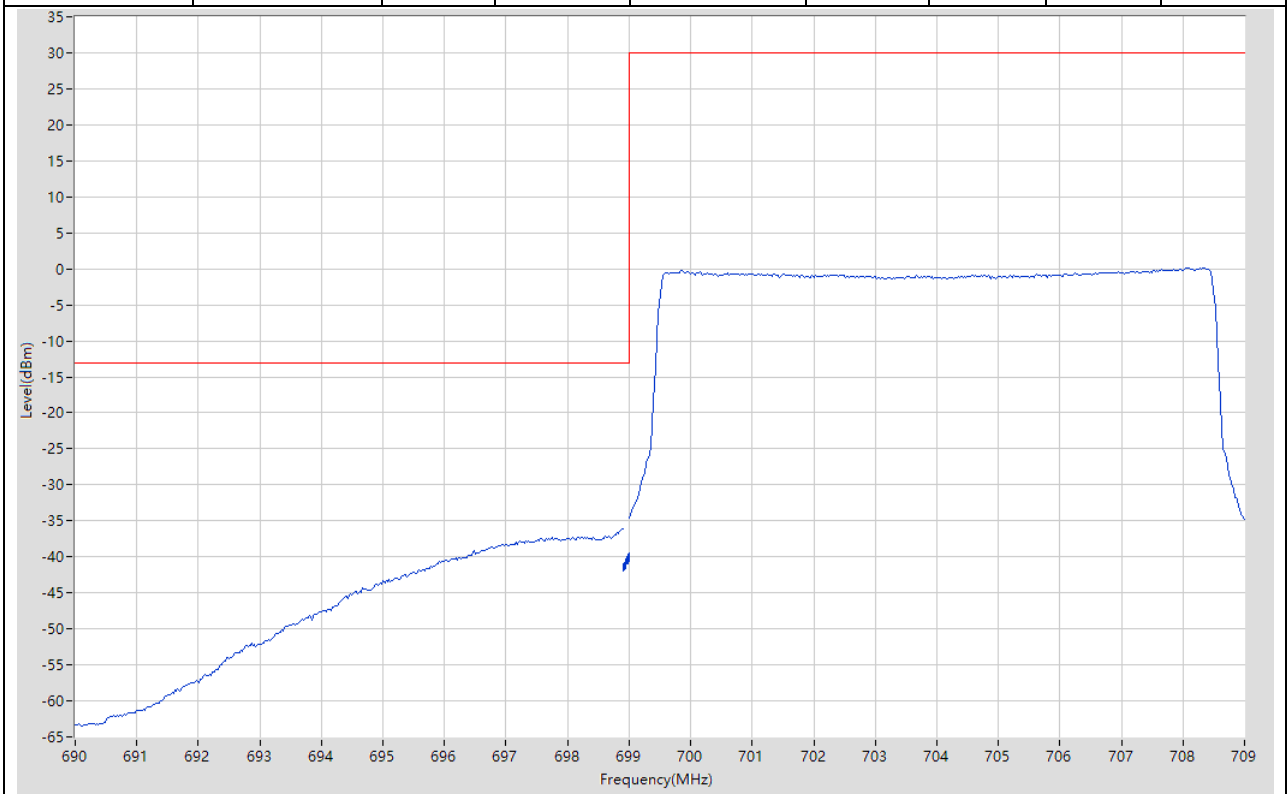
5.27. LTE Band Edge(NTNV)(Subtest:27, Channel:23060, Bandwidth:10, Modulation:Q16, RB Number: 1, RB Position:LOW)

| Start Frequency (MHz) | Stop Frequency (MHz) | RBW (MHz) | Detector | Frequency (MHz) | Power (dBm) | Limit (dBm) | Verdict | Sweep Point |
|-----------------------|----------------------|-----------|----------|-----------------|-------------|-------------|---------|-------------|
| 690 | 698.9 | 0.1 | RMS | 698.9 | -44.06 | -13 | Pass | 401 |
| 698.9 | 699 | 0.03 | RMS | 699 | -43.04 | -13 | Pass | 401 |
| 699 | 709 | 0.1 | RMS | 699.575 | 16.77 | 30 | Pass | 401 |



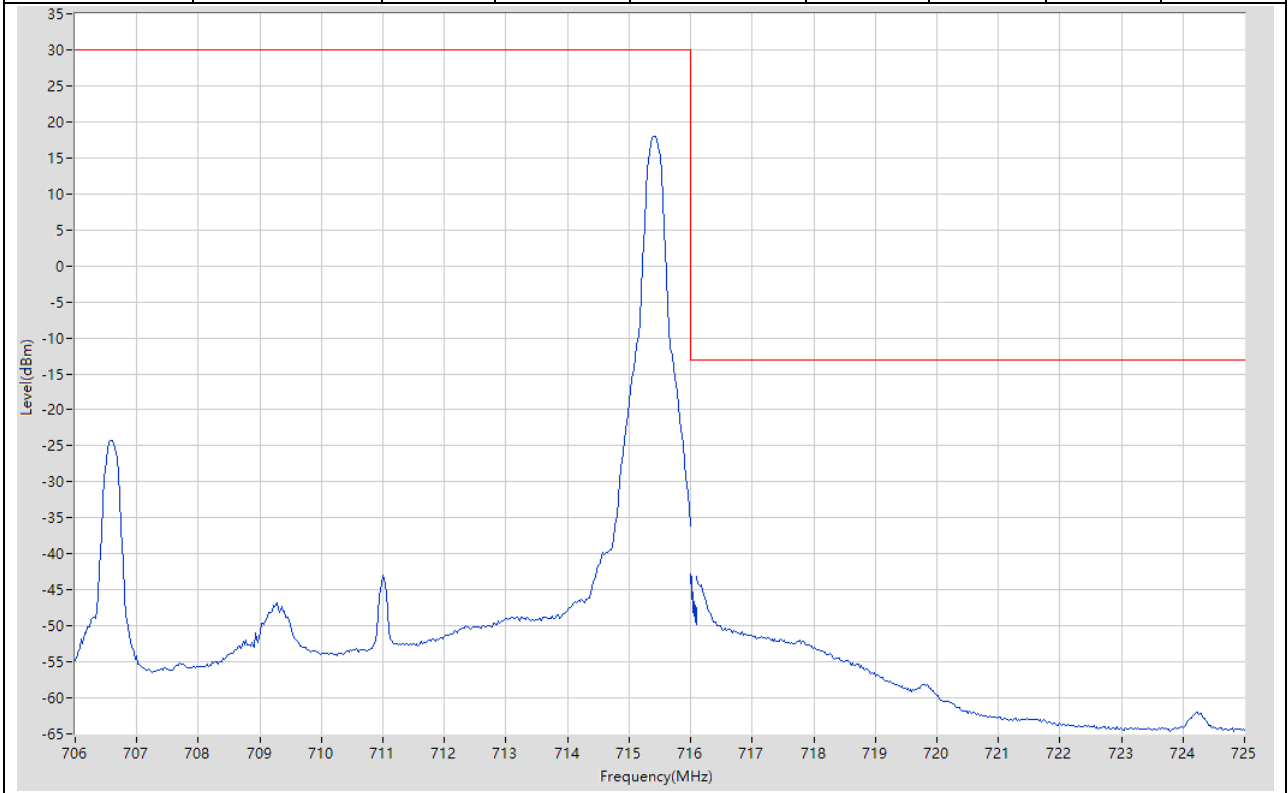
5.28. LTE Band Edge(NTNV)(Subtest:28, Channel:23060, Bandwidth:10, Modulation:Q16, RB Number: 50, RB Position:LOW)

| Start Frequency (MHz) | Stop Frequency (MHz) | RBW (MHz) | Detector | Frequency (MHz) | Power (dBm) | Limit (dBm) | Verdict | Sweep Point |
|-----------------------|----------------------|-----------|----------|-----------------|-------------|-------------|---------|-------------|
| 690 | 698.9 | 0.1 | RMS | 698.878 | -36.14 | -13 | Pass | 401 |
| 698.9 | 699 | 0.03 | RMS | 699 | -39.54 | -13 | Pass | 401 |
| 699 | 709 | 0.1 | RMS | 708.1 | 0.14 | 30 | Pass | 401 |



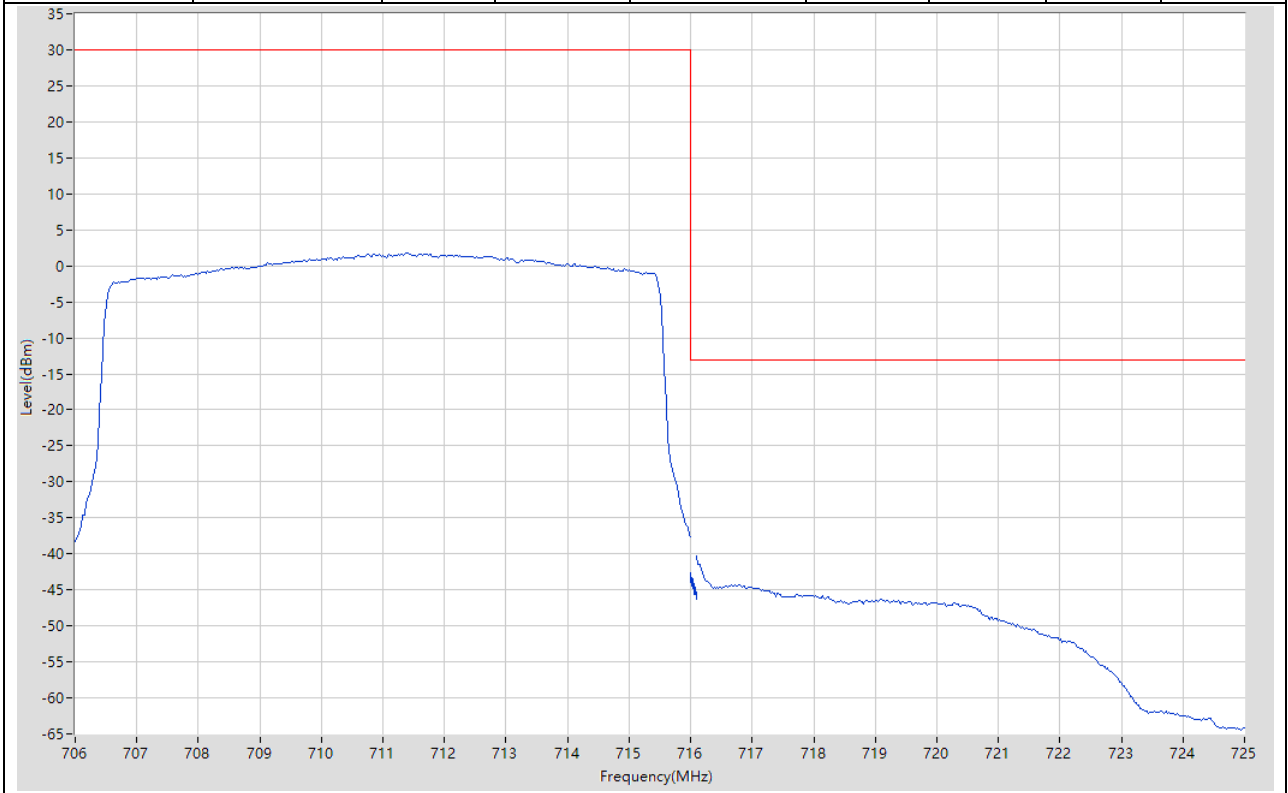
5.29. LTE Band Edge(NTNV)(Subtest:29, Channel:23130, Bandwidth:10, Modulation:QPSK, RB Number: 1, RB Position:HIGH)

| Start Frequency (MHz) | Stop Frequency (MHz) | RBW (MHz) | Detector | Frequency (MHz) | Power (dBm) | Limit (dBm) | Verdict | Sweep Point |
|-----------------------|----------------------|-----------|----------|-----------------|-------------|-------------|---------|-------------|
| 706 | 716 | 0.1 | RMS | 715.4 | 18.03 | 30 | Pass | 401 |
| 716 | 716.1 | 0.03 | RMS | 716.001 | -42.85 | -13 | Pass | 401 |
| 716.1 | 725 | 0.1 | RMS | 716.1 | -43.09 | -13 | Pass | 401 |



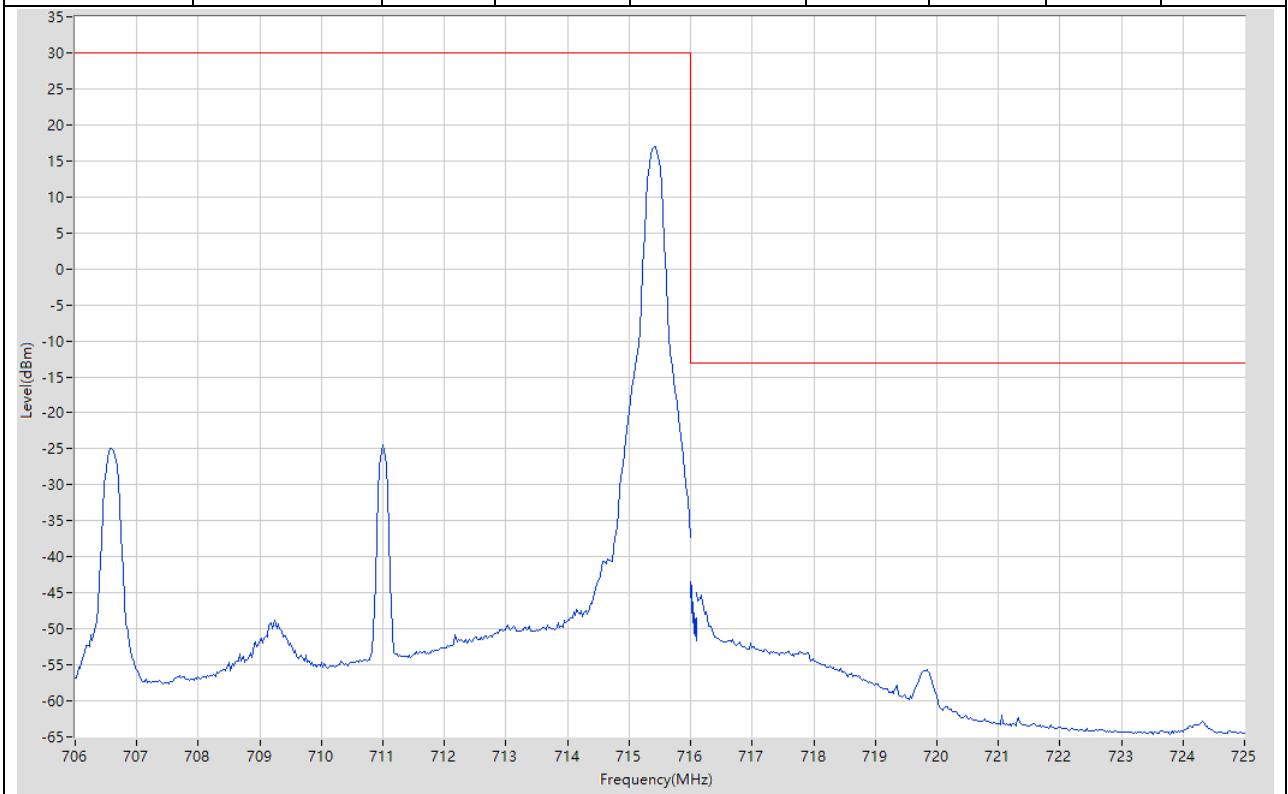
5.30. LTE Band Edge(NTNV)(Subtest:30, Channel:23130, Bandwidth:10, Modulation:QPSK, RB Number: 50, RB Position:HIGH)

| Start Frequency (MHz) | Stop Frequency (MHz) | RBW (MHz) | Detector | Frequency (MHz) | Power (dBm) | Limit (dBm) | Verdict | Sweep Point |
|-----------------------|----------------------|-----------|----------|-----------------|-------------|-------------|---------|-------------|
| 706 | 716 | 0.1 | RMS | 711.375 | 1.75 | 30 | Pass | 401 |
| 716 | 716.1 | 0.03 | RMS | 716 | -42.7 | -13 | Pass | 401 |
| 716.1 | 725 | 0.1 | RMS | 716.1 | -40.23 | -13 | Pass | 401 |



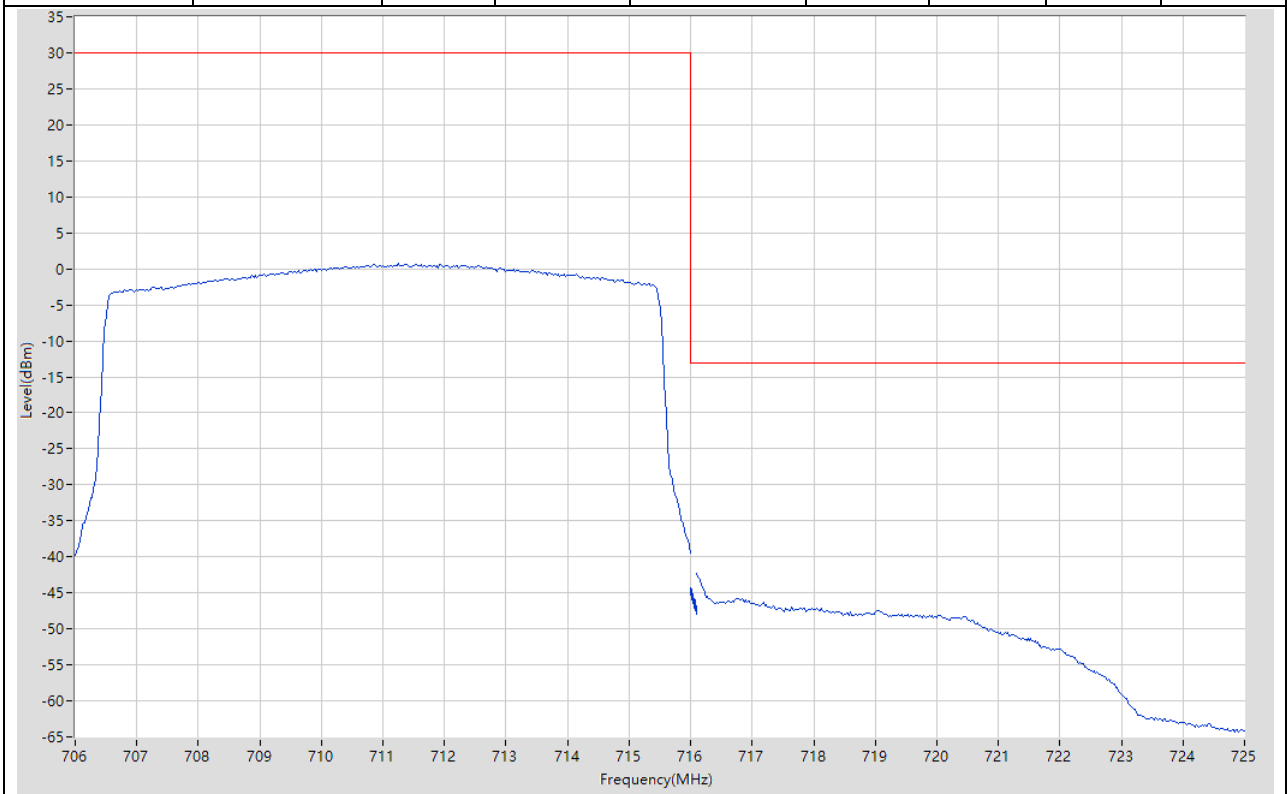
5.31. LTE Band Edge(NTNV)(Subtest:31, Channel:23130, Bandwidth:10, Modulation:Q16, RB Number: 1, RB Position:HIGH)

| Start Frequency (MHz) | Stop Frequency (MHz) | RBW (MHz) | Detector | Frequency (MHz) | Power (dBm) | Limit (dBm) | Verdict | Sweep Point |
|-----------------------|----------------------|-----------|----------|-----------------|-------------|-------------|---------|-------------|
| 706 | 716 | 0.1 | RMS | 715.425 | 16.9 | 30 | Pass | 401 |
| 716 | 716.1 | 0.03 | RMS | 716.004 | -43.42 | -13 | Pass | 401 |
| 716.1 | 725 | 0.1 | RMS | 716.1 | -44.91 | -13 | Pass | 401 |



5.32. LTE Band Edge(NTNV)(Subtest:32, Channel:23130, Bandwidth:10, Modulation:Q16, RB Number: 50, RB Position:HIGH)

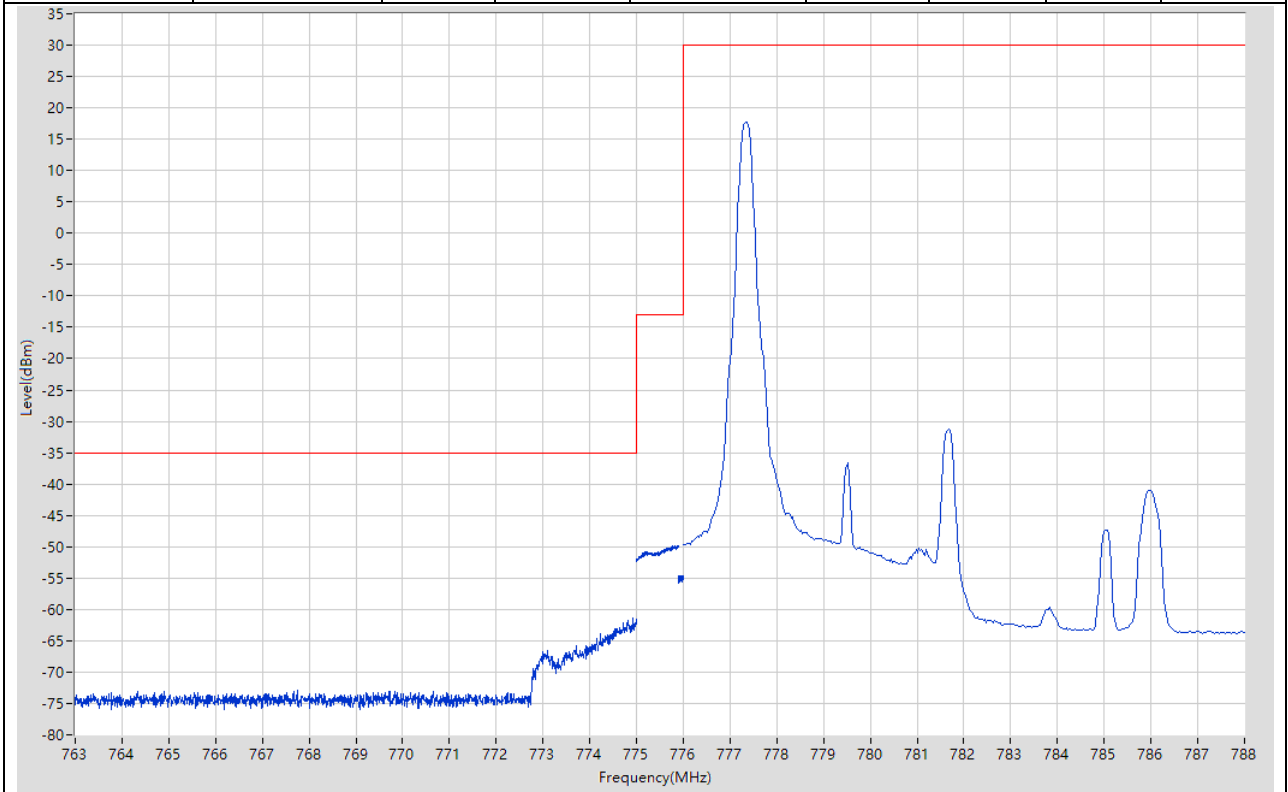
| Start Frequency (MHz) | Stop Frequency (MHz) | RBW (MHz) | Detector | Frequency (MHz) | Power (dBm) | Limit (dBm) | Verdict | Sweep Point |
|-----------------------|----------------------|-----------|----------|-----------------|-------------|-------------|---------|-------------|
| 706 | 716 | 0.1 | RMS | 711.25 | 0.73 | 30 | Pass | 401 |
| 716 | 716.1 | 0.03 | RMS | 716.004 | -44.3 | -13 | Pass | 401 |
| 716.1 | 725 | 0.1 | RMS | 716.1 | -42.29 | -13 | Pass | 401 |



6. LTE_Band13

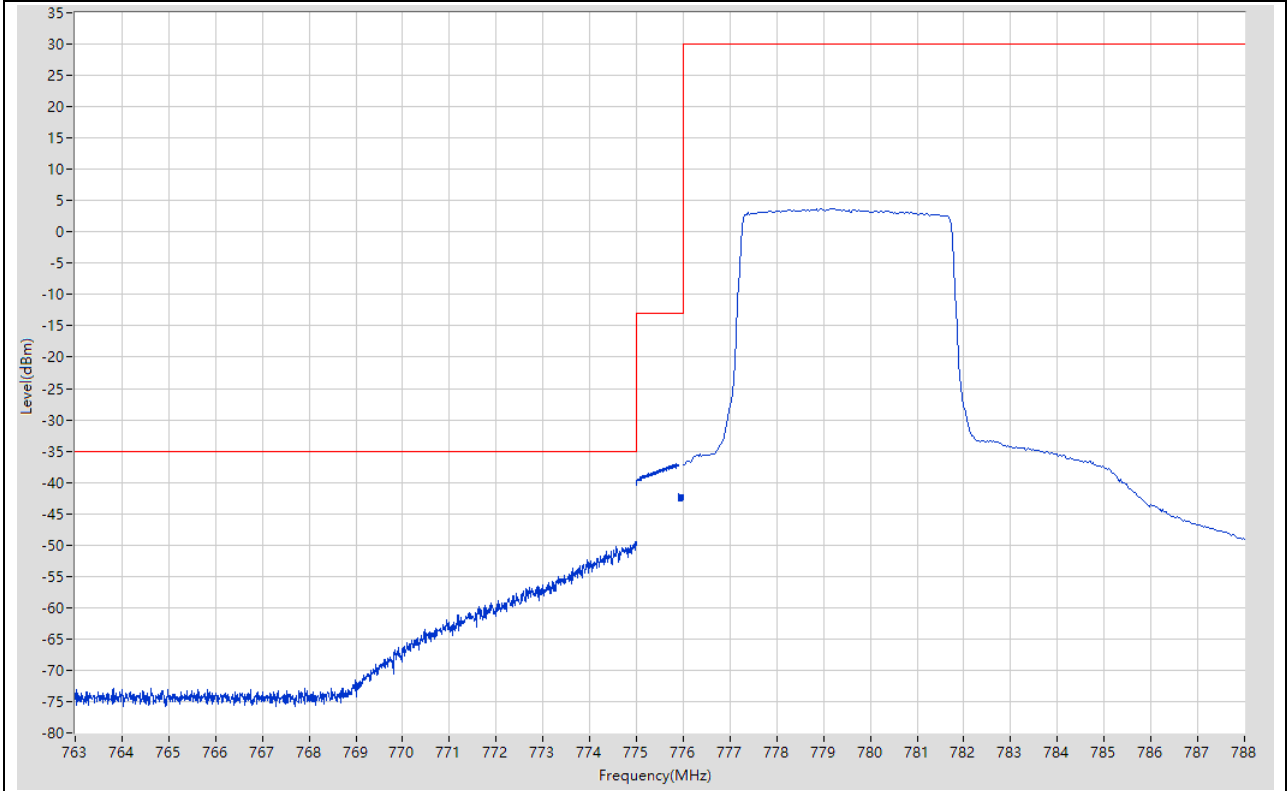
6.1. LTE Band Edge(NTNV)(Subtest:1, Channel:23205, Bandwidth:5, Modulation:QPSK, RB Number: 1, RB Position:LOW)

| Start Frequency (MHz) | Stop Frequency (MHz) | RBW (MHz) | Detector | Frequency (MHz) | Power (dBm) | Limit (dBm) | Verdict | Sweep Point |
|-----------------------|----------------------|-----------|----------|-----------------|-------------|-------------|---------|-------------|
| 763 | 775 | 0.01 | RMS | 774.91 | -61.44 | -35 | Pass | 1201 |
| 775 | 775.9 | 0.1 | RMS | 775.875 | -49.86 | -13 | Pass | 401 |
| 775.9 | 776 | 0.03 | RMS | 775.952 | -54.61 | -13 | Pass | 401 |
| 776 | 788 | 0.1 | RMS | 777.35 | 17.71 | 30 | Pass | 401 |



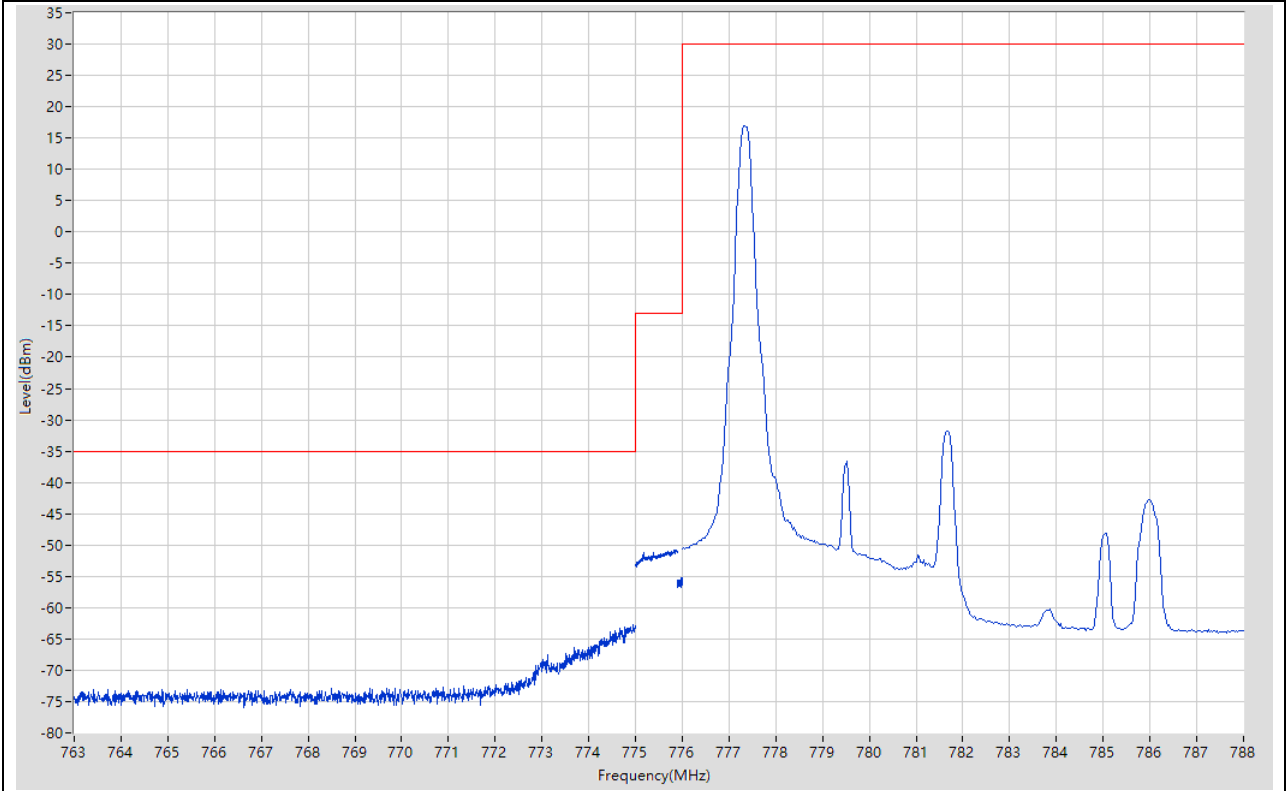
6.2. LTE Band Edge(NTNV)(Subtest:2, Channel:23205, Bandwidth:5, Modulation:QPSK, RB Number: 25, RB Position:LOW)

| Start Frequency (MHz) | Stop Frequency (MHz) | RBW (MHz) | Detector | Frequency (MHz) | Power (dBm) | Limit (dBm) | Verdict | Sweep Point |
|-----------------------|----------------------|-----------|----------|-----------------|-------------|-------------|---------|-------------|
| 763 | 775 | 0.01 | RMS | 774.98 | -49.42 | -35 | Pass | 1201 |
| 775 | 775.9 | 0.1 | RMS | 775.86 | -36.94 | -13 | Pass | 401 |
| 775.9 | 776 | 0.03 | RMS | 775.91 | -41.86 | -13 | Pass | 401 |
| 776 | 788 | 0.1 | RMS | 779.24 | 3.68 | 30 | Pass | 401 |



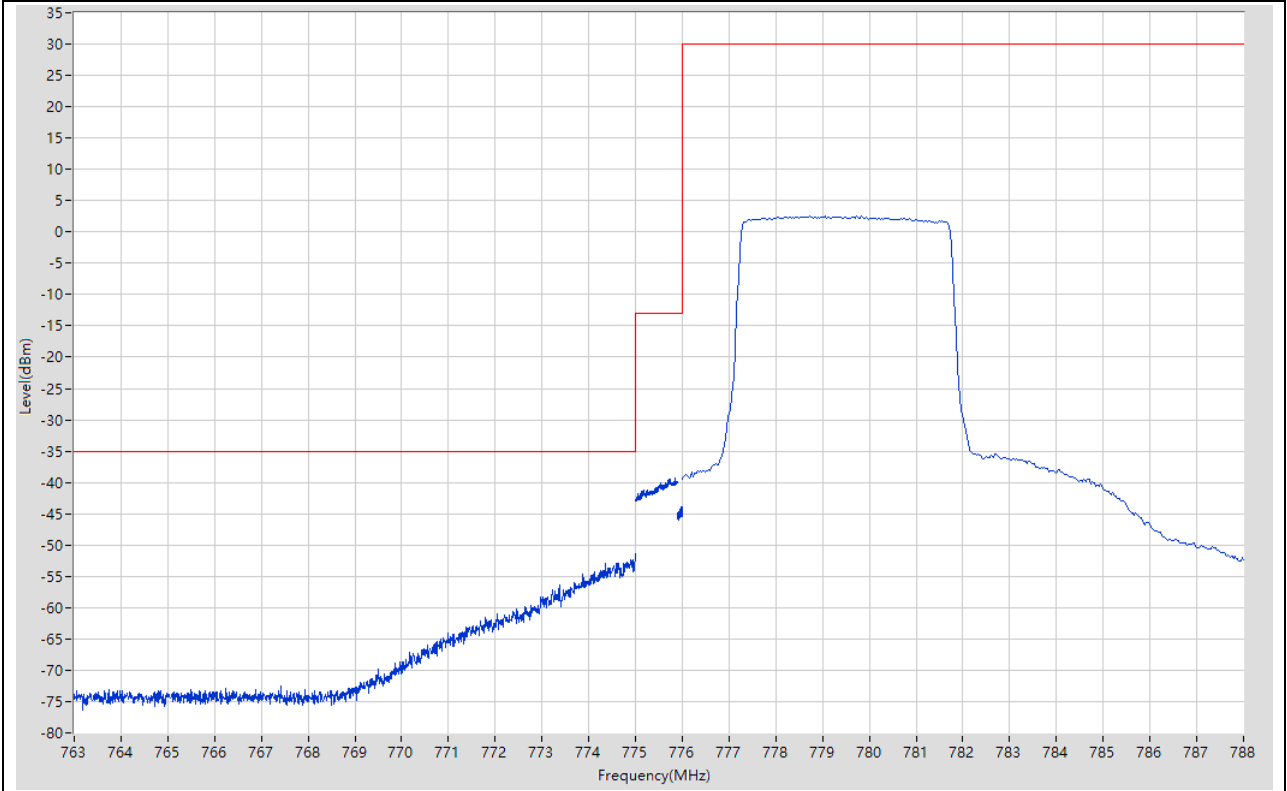
6.3. LTE Band Edge(NTNV)(Subtest:3, Channel:23205, Bandwidth:5, Modulation:Q16, RB Number: 1, RB Position:LOW)

| Start Frequency (MHz) | Stop Frequency (MHz) | RBW (MHz) | Detector | Frequency (MHz) | Power (dBm) | Limit (dBm) | Verdict | Sweep Point |
|-----------------------|----------------------|-----------|----------|-----------------|-------------|-------------|---------|-------------|
| 763 | 775 | 0.01 | RMS | 774.96 | -62.71 | -35 | Pass | 1201 |
| 775 | 775.9 | 0.1 | RMS | 775.855 | -50.83 | -13 | Pass | 401 |
| 775.9 | 776 | 0.03 | RMS | 775.996 | -55.25 | -13 | Pass | 401 |
| 776 | 788 | 0.1 | RMS | 777.32 | 16.87 | 30 | Pass | 401 |



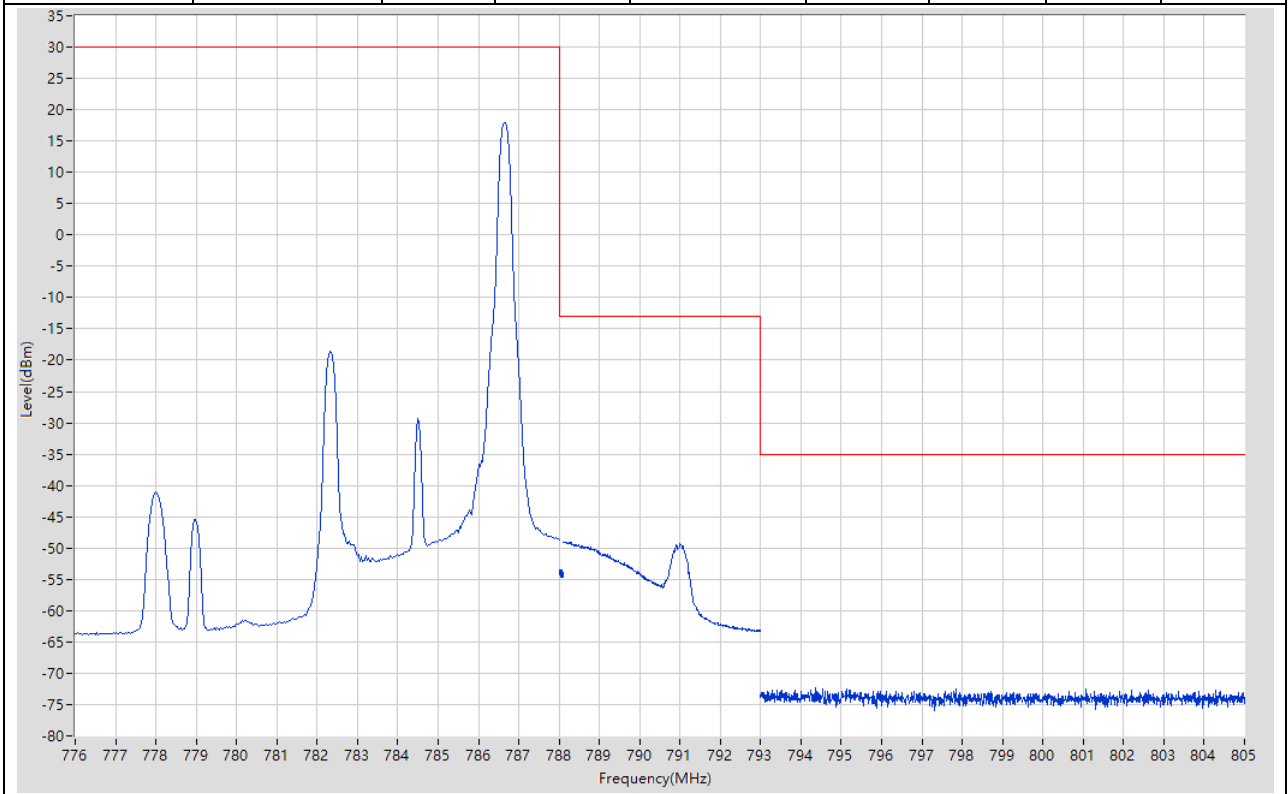
6.4. LTE Band Edge(NTNV)(Subtest:4, Channel:23205, Bandwidth:5, Modulation:Q16, RB Number: 25, RB Position:LOW)

| Start Frequency (MHz) | Stop Frequency (MHz) | RBW (MHz) | Detector | Frequency (MHz) | Power (dBm) | Limit (dBm) | Verdict | Sweep Point |
|-----------------------|----------------------|-----------|----------|-----------------|-------------|-------------|---------|-------------|
| 763 | 775 | 0.01 | RMS | 774.99 | -51.44 | -35 | Pass | 1201 |
| 775 | 775.9 | 0.1 | RMS | 775.855 | -39.31 | -13 | Pass | 401 |
| 775.9 | 776 | 0.03 | RMS | 775.996 | -43.86 | -13 | Pass | 401 |
| 776 | 788 | 0.1 | RMS | 778.73 | 2.56 | 30 | Pass | 401 |



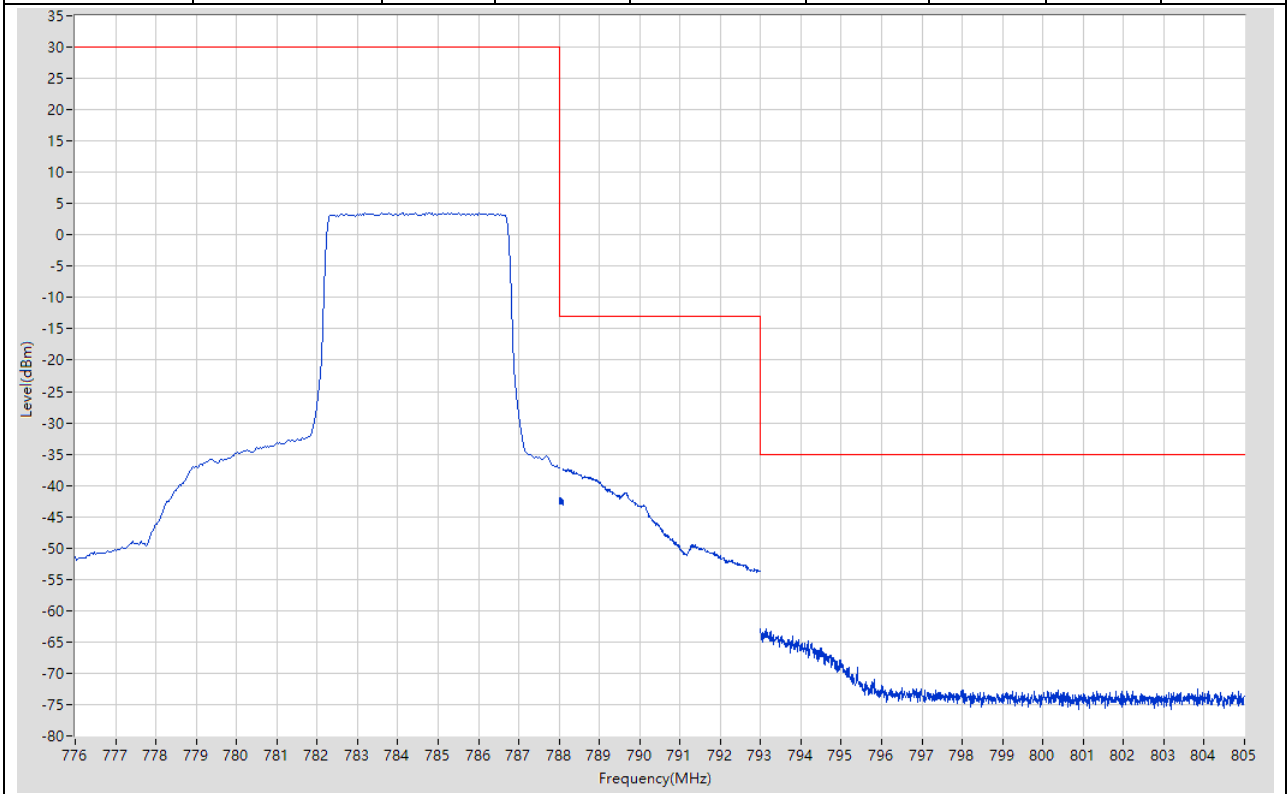
6.5. LTE Band Edge(NTNV)(Subtest:5, Channel:23255, Bandwidth:5, Modulation:QPSK, RB Number: 1, RB Position:HIGH)

| Start Frequency (MHz) | Stop Frequency (MHz) | RBW (MHz) | Detector | Frequency (MHz) | Power (dBm) | Limit (dBm) | Verdict | Sweep Point |
|-----------------------|----------------------|-----------|----------|-----------------|-------------|-------------|---------|-------------|
| 776 | 788 | 0.1 | RMS | 786.68 | 17.97 | 30 | Pass | 401 |
| 788 | 788.1 | 0.03 | RMS | 788.008 | -53.52 | -13 | Pass | 401 |
| 788.1 | 793 | 0.1 | RMS | 788.1 | -49.02 | -13 | Pass | 401 |
| 793 | 805 | 0.01 | RMS | 794.35 | -72.37 | -35 | Pass | 1201 |



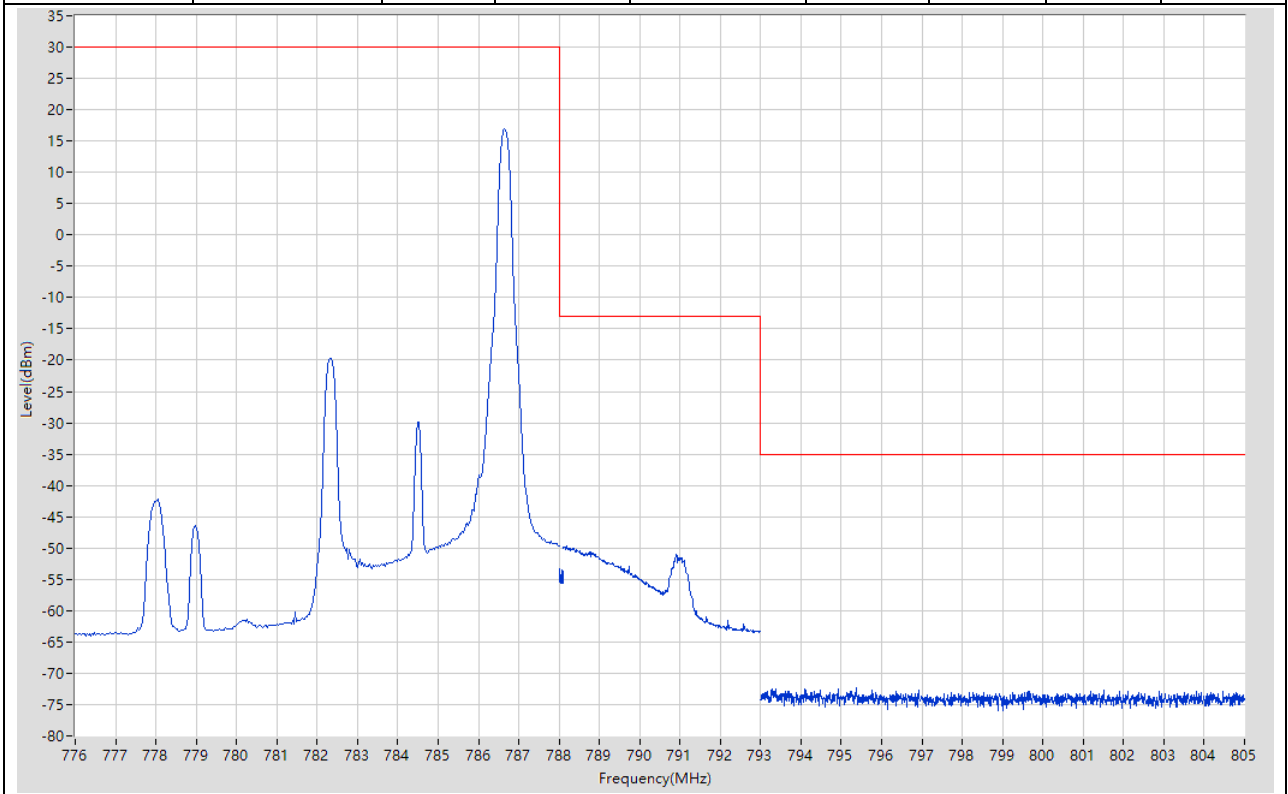
6.6. LTE Band Edge(NTNV)(Subtest:6, Channel:23255, Bandwidth:5, Modulation:QPSK, RB Number: 25, RB Position:LOW)

| Start Frequency (MHz) | Stop Frequency (MHz) | RBW (MHz) | Detector | Frequency (MHz) | Power (dBm) | Limit (dBm) | Verdict | Sweep Point |
|-----------------------|----------------------|-----------|----------|-----------------|-------------|-------------|---------|-------------|
| 776 | 788 | 0.1 | RMS | 784.79 | 3.52 | 30 | Pass | 401 |
| 788 | 788.1 | 0.03 | RMS | 788.018 | -41.91 | -13 | Pass | 401 |
| 788.1 | 793 | 0.1 | RMS | 788.223 | -37.4 | -13 | Pass | 401 |
| 793 | 805 | 0.01 | RMS | 793.13 | -62.84 | -35 | Pass | 1201 |



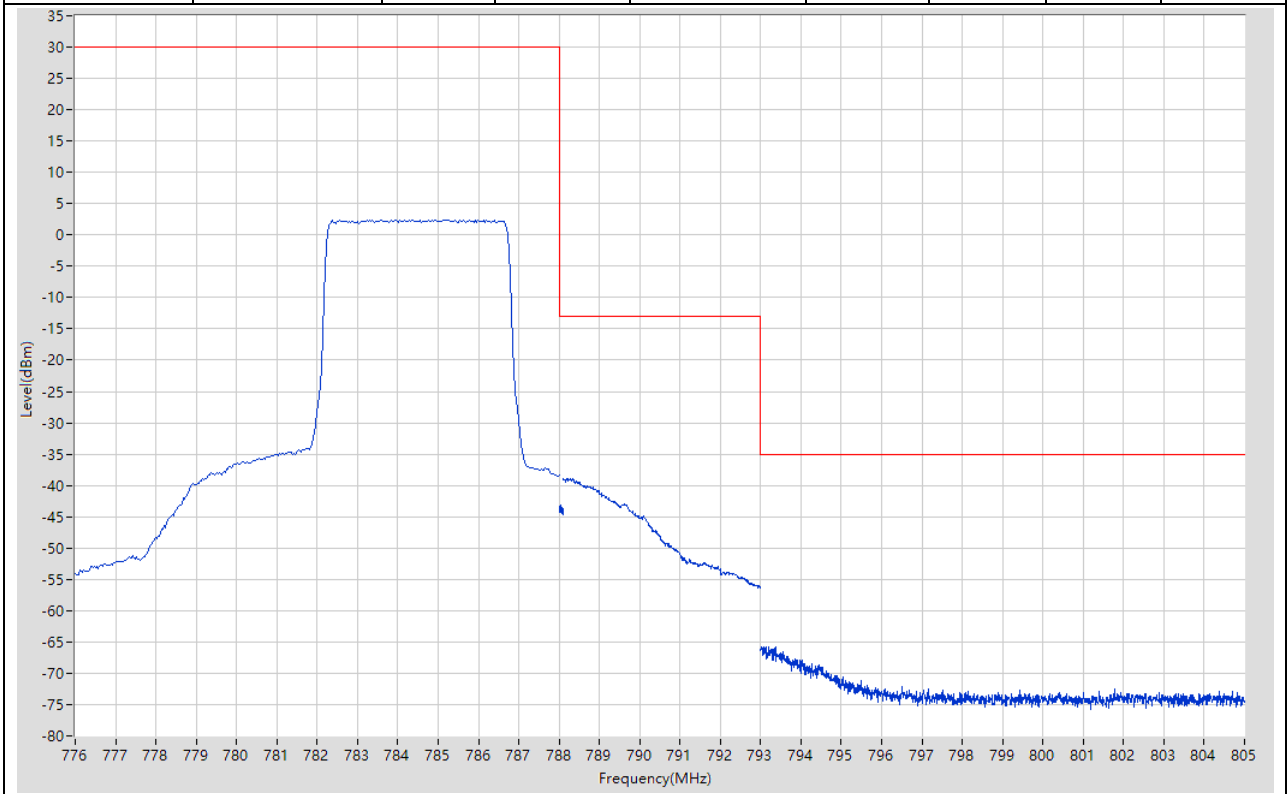
6.7. LTE Band Edge(NTNV)(Subtest:7, Channel:23255, Bandwidth:5, Modulation:Q16, RB Number: 1, RB Position:HIGH)

| Start Frequency (MHz) | Stop Frequency (MHz) | RBW (MHz) | Detector | Frequency (MHz) | Power (dBm) | Limit (dBm) | Verdict | Sweep Point |
|-----------------------|----------------------|-----------|----------|-----------------|-------------|-------------|---------|-------------|
| 776 | 788 | 0.1 | RMS | 786.65 | 16.96 | 30 | Pass | 401 |
| 788 | 788.1 | 0.03 | RMS | 788.019 | -53.3 | -13 | Pass | 401 |
| 788.1 | 793 | 0.1 | RMS | 788.186 | -49.76 | -13 | Pass | 401 |
| 793 | 805 | 0.01 | RMS | 795.37 | -72.31 | -35 | Pass | 1201 |



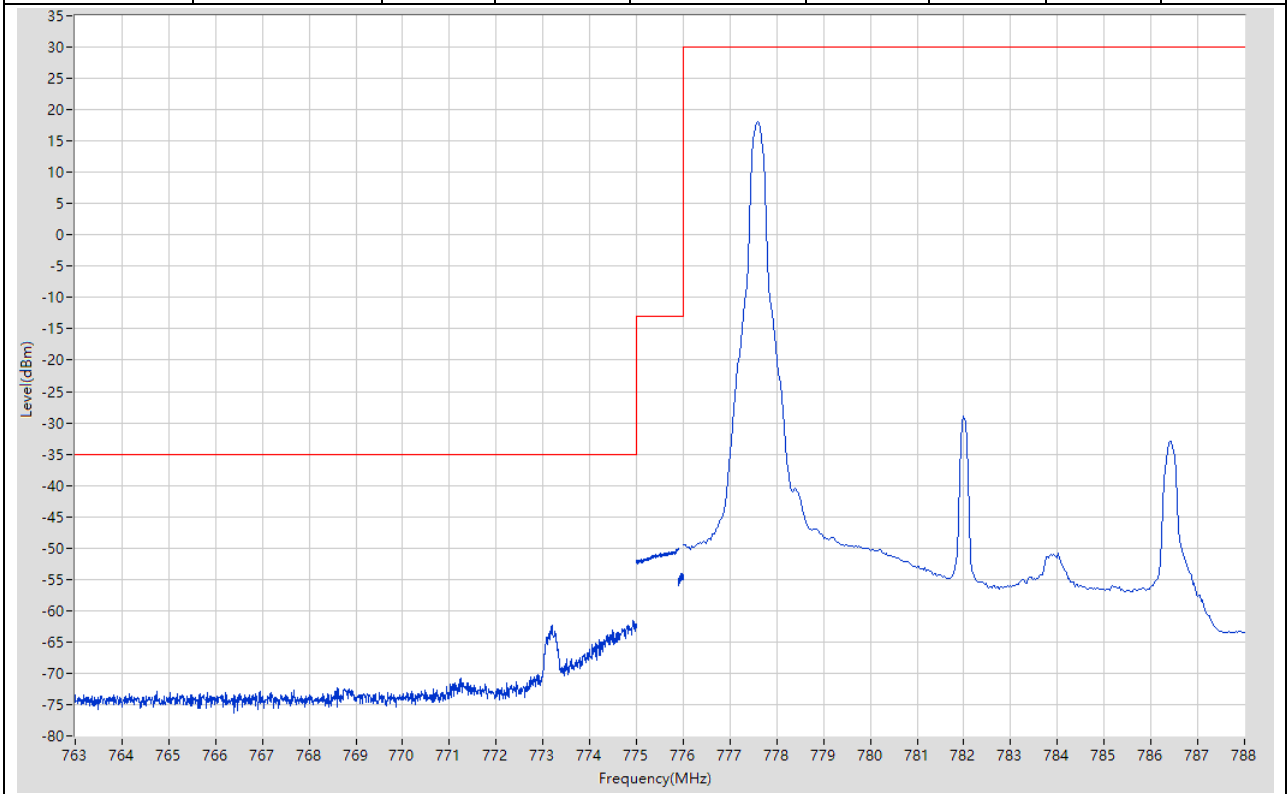
6.8. LTE Band Edge(NTNV)(Subtest:8, Channel:23255, Bandwidth:5, Modulation:Q16, RB Number: 25, RB Position:LOW)

| Start Frequency (MHz) | Stop Frequency (MHz) | RBW (MHz) | Detector | Frequency (MHz) | Power (dBm) | Limit (dBm) | Verdict | Sweep Point |
|-----------------------|----------------------|-----------|----------|-----------------|-------------|-------------|---------|-------------|
| 776 | 788 | 0.1 | RMS | 784.91 | 2.41 | 30 | Pass | 401 |
| 788 | 788.1 | 0.03 | RMS | 788.03 | -43.23 | -13 | Pass | 401 |
| 788.1 | 793 | 0.1 | RMS | 788.1 | -38.86 | -13 | Pass | 401 |
| 793 | 805 | 0.01 | RMS | 793.13 | -65.71 | -35 | Pass | 1201 |



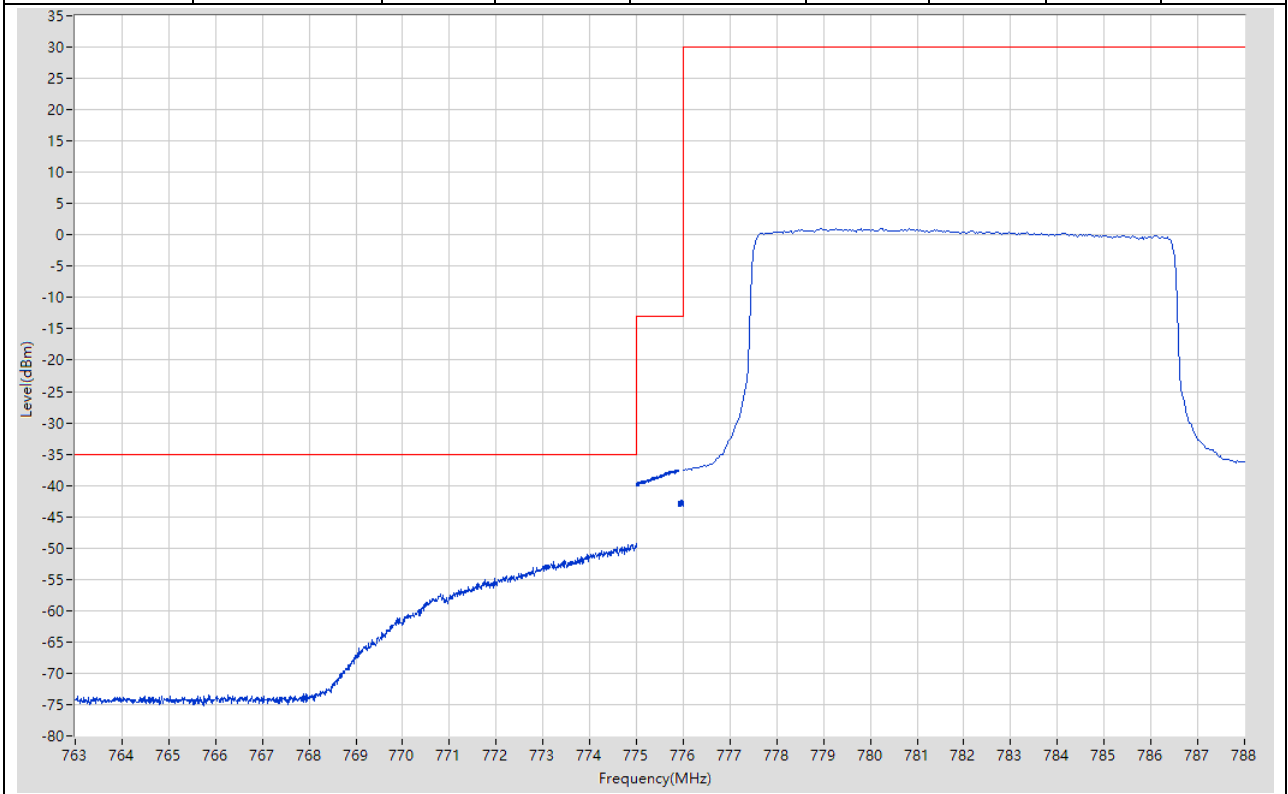
6.9. LTE Band Edge(NTNV)(Subtest:9, Channel:23230, Bandwidth:10, Modulation:QPSK, RB Number: 1, RB Position:LOW)

| Start Frequency (MHz) | Stop Frequency (MHz) | RBW (MHz) | Detector | Frequency (MHz) | Power (dBm) | Limit (dBm) | Verdict | Sweep Point |
|-----------------------|----------------------|-----------|----------|-----------------|-------------|-------------|---------|-------------|
| 763 | 775 | 0.01 | RMS | 774.91 | -61.57 | -35 | Pass | 1201 |
| 775 | 775.9 | 0.1 | RMS | 775.896 | -49.99 | -13 | Pass | 401 |
| 775.9 | 776 | 0.03 | RMS | 775.965 | -54.03 | -13 | Pass | 401 |
| 776 | 788 | 0.1 | RMS | 777.59 | 18.12 | 30 | Pass | 401 |



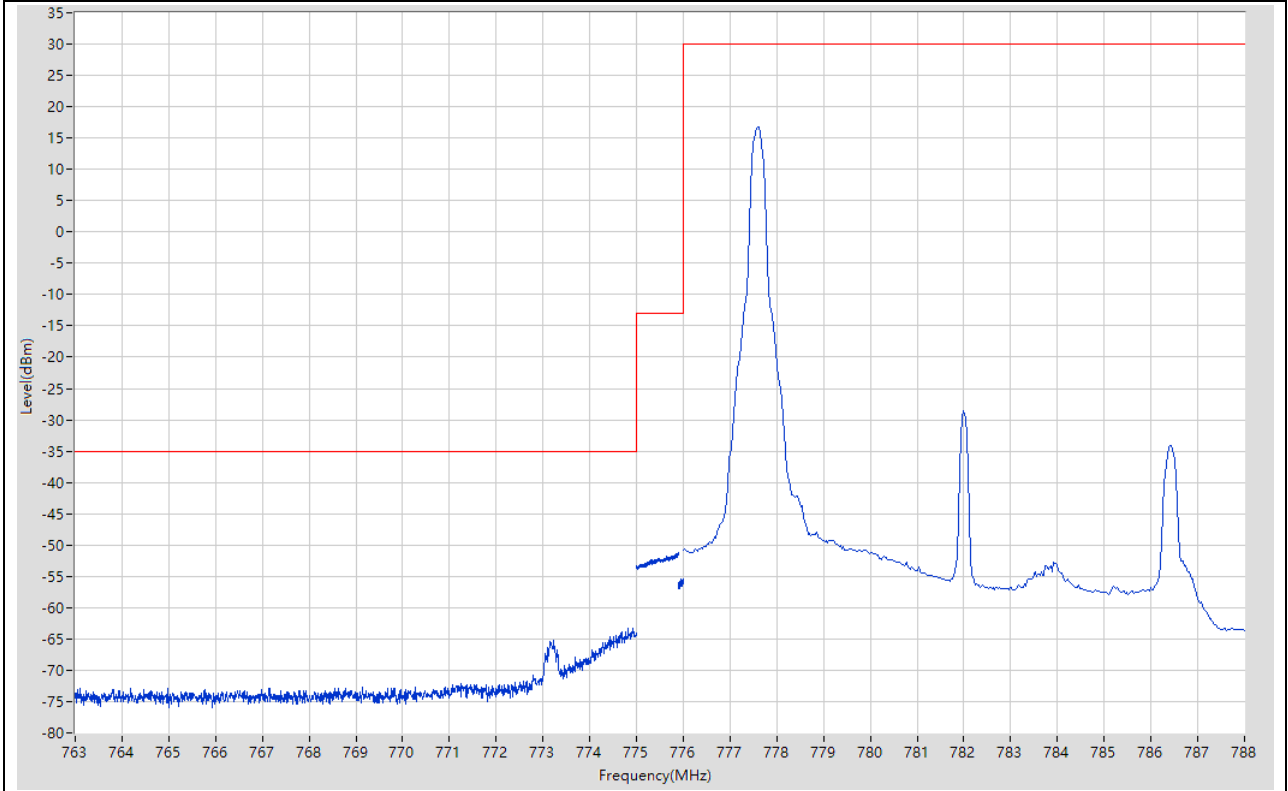
6.10. LTE Band Edge(NTNV)(Subtest:10, Channel:23230, Bandwidth:10, Modulation:QPSK, RB Number: 50, RB Position:LOW)

| Start Frequency (MHz) | Stop Frequency (MHz) | RBW (MHz) | Detector | Frequency (MHz) | Power (dBm) | Limit (dBm) | Verdict | Sweep Point |
|-----------------------|----------------------|-----------|----------|-----------------|-------------|-------------|---------|-------------|
| 763 | 775 | 0.01 | RMS | 775 | -49.37 | -35 | Pass | 1201 |
| 775 | 775.9 | 0.1 | RMS | 775.873 | -37.48 | -13 | Pass | 401 |
| 775.9 | 776 | 0.03 | RMS | 775.967 | -42.35 | -13 | Pass | 401 |
| 776 | 788 | 0.1 | RMS | 778.94 | 1.08 | 30 | Pass | 401 |



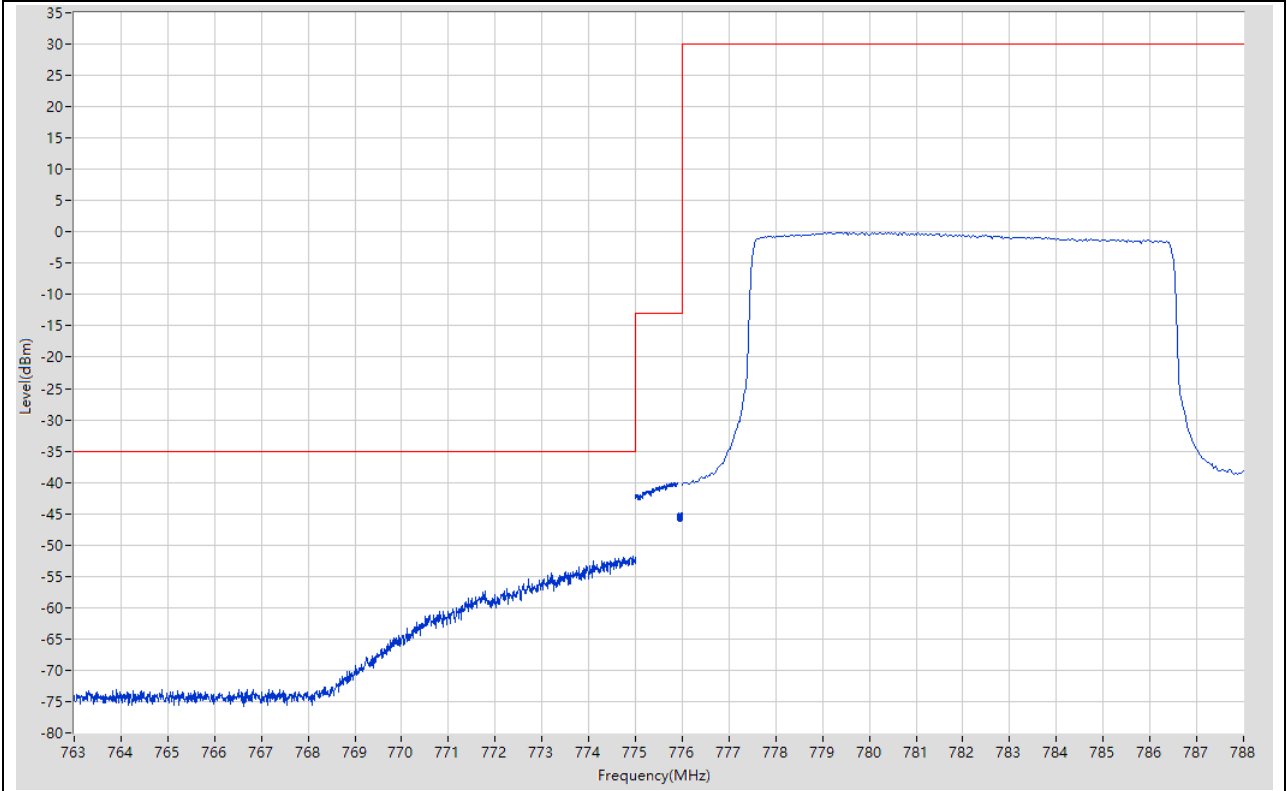
6.11. LTE Band Edge(NTNV)(Subtest:11, Channel:23230, Bandwidth:10, Modulation:Q16, RB Number: 1, RB Position:LOW)

| Start Frequency (MHz) | Stop Frequency (MHz) | RBW (MHz) | Detector | Frequency (MHz) | Power (dBm) | Limit (dBm) | Verdict | Sweep Point |
|-----------------------|----------------------|-----------|----------|-----------------|-------------|-------------|---------|-------------|
| 763 | 775 | 0.01 | RMS | 774.91 | -63.24 | -35 | Pass | 1201 |
| 775 | 775.9 | 0.1 | RMS | 775.887 | -51.26 | -13 | Pass | 401 |
| 775.9 | 776 | 0.03 | RMS | 775.961 | -55.43 | -13 | Pass | 401 |
| 776 | 788 | 0.1 | RMS | 777.59 | 16.85 | 30 | Pass | 401 |



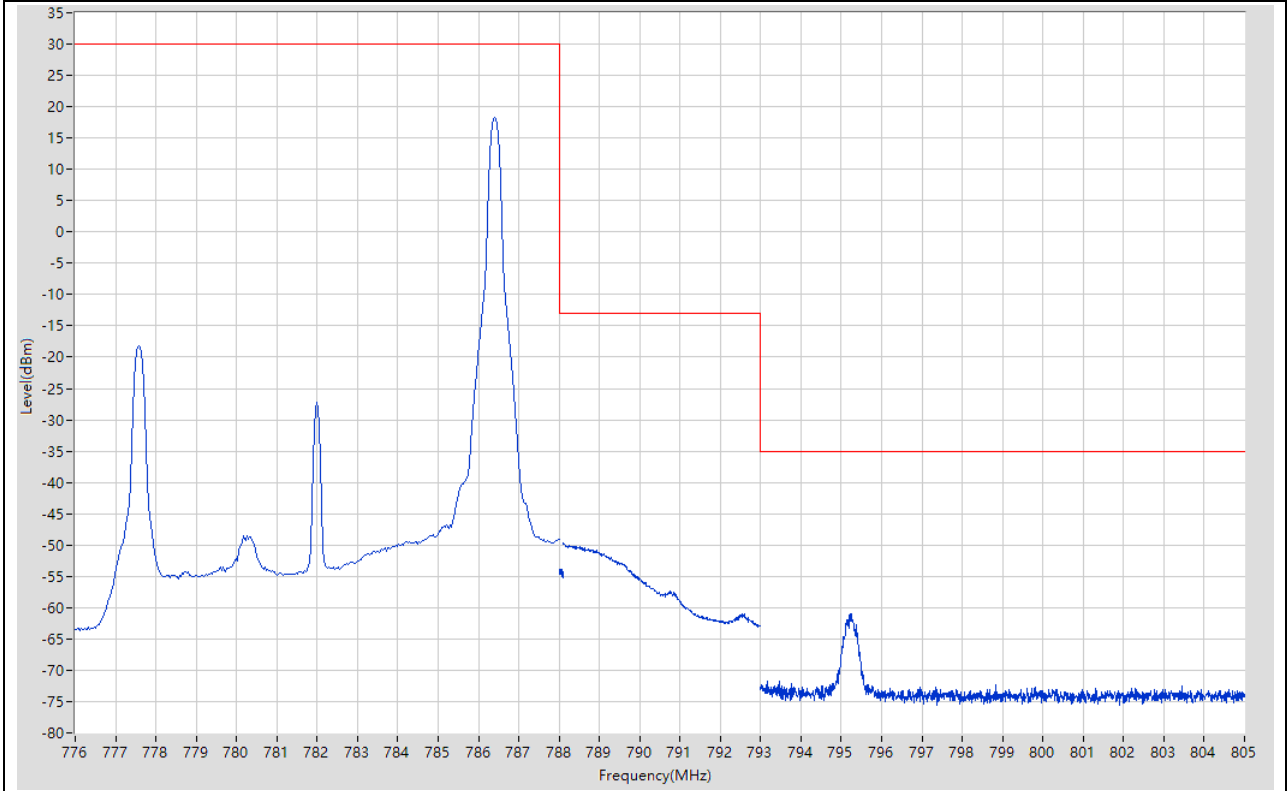
6.12. LTE Band Edge(NTNV)(Subtest:12, Channel:23230, Bandwidth:10, Modulation:Q16, RB Number: 50, RB Position:LOW)

| Start Frequency (MHz) | Stop Frequency (MHz) | RBW (MHz) | Detector | Frequency (MHz) | Power (dBm) | Limit (dBm) | Verdict | Sweep Point |
|-----------------------|----------------------|-----------|----------|-----------------|-------------|-------------|---------|-------------|
| 763 | 775 | 0.01 | RMS | 774.96 | -51.76 | -35 | Pass | 1201 |
| 775 | 775.9 | 0.1 | RMS | 775.887 | -40.02 | -13 | Pass | 401 |
| 775.9 | 776 | 0.03 | RMS | 775.997 | -44.82 | -13 | Pass | 401 |
| 776 | 788 | 0.1 | RMS | 779.18 | -0.05 | 30 | Pass | 401 |



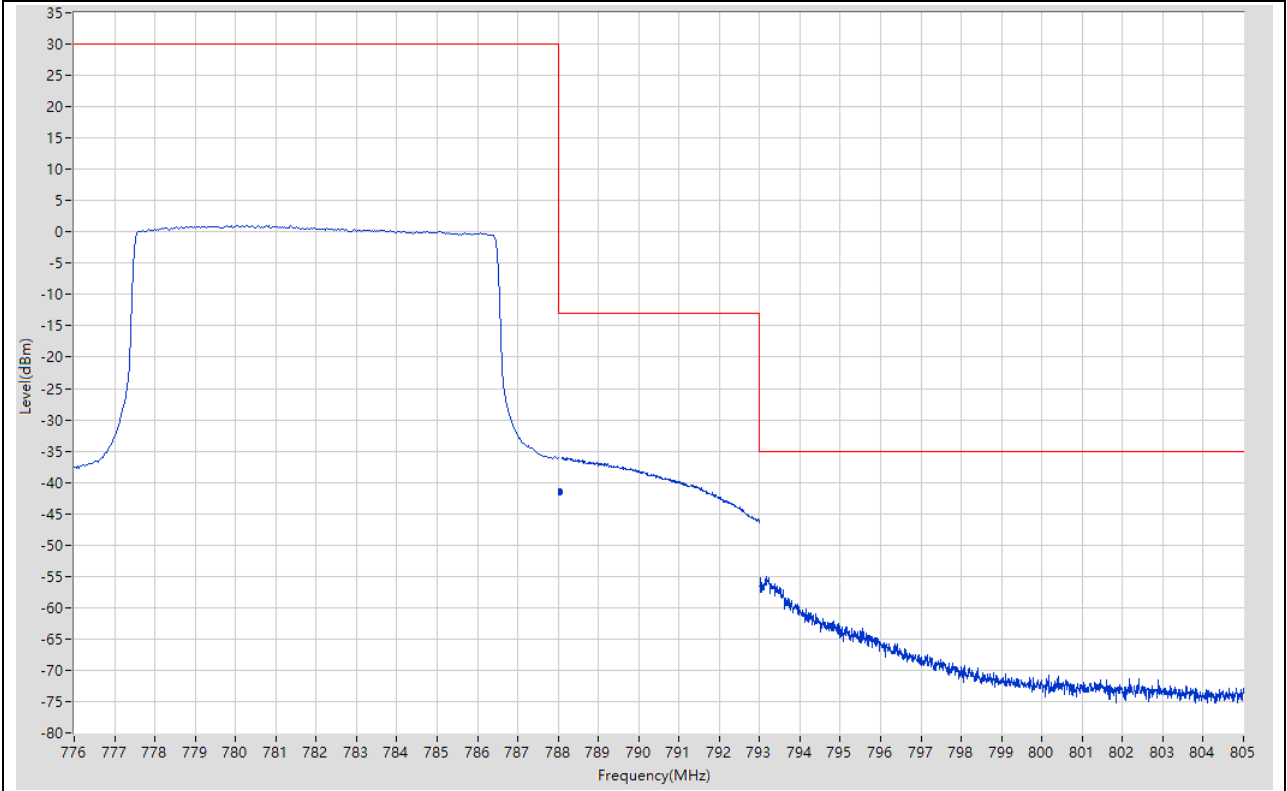
6.13. LTE Band Edge(NTNV)(Subtest:13, Channel:23230, Bandwidth:10, Modulation:QPSK, RB Number: 1, RB Position:HIGH)

| Start Frequency (MHz) | Stop Frequency (MHz) | RBW (MHz) | Detector | Frequency (MHz) | Power (dBm) | Limit (dBm) | Verdict | Sweep Point |
|-----------------------|----------------------|-----------|----------|-----------------|-------------|-------------|---------|-------------|
| 776 | 788 | 0.1 | RMS | 786.41 | 18.29 | 30 | Pass | 401 |
| 788 | 788.1 | 0.03 | RMS | 788.065 | -53.82 | -13 | Pass | 401 |
| 788.1 | 793 | 0.1 | RMS | 788.1 | -49.63 | -13 | Pass | 401 |
| 793 | 805 | 0.01 | RMS | 795.24 | -60.91 | -35 | Pass | 1201 |



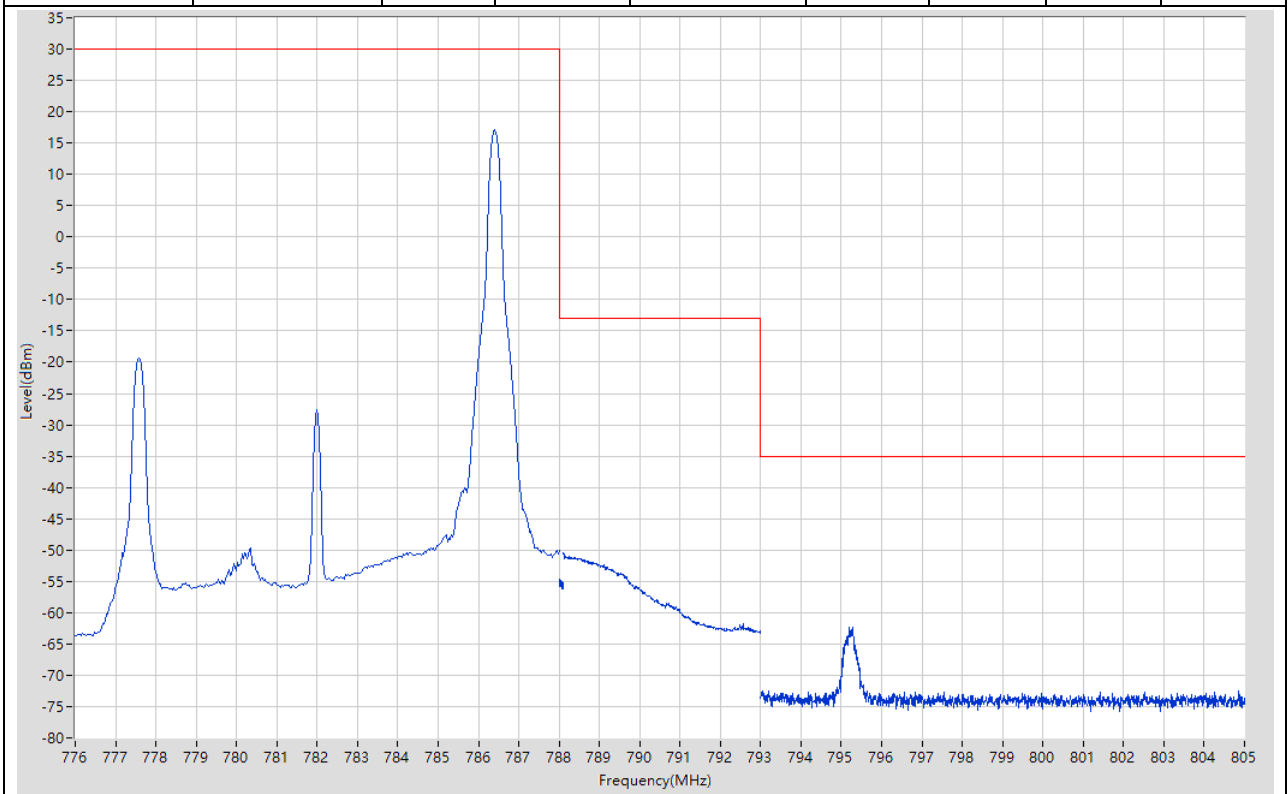
6.14. LTE Band Edge(NTNV)(Subtest:14, Channel:23230, Bandwidth:10, Modulation:QPSK, RB Number: 50, RB Position:LOW)

| Start Frequency (MHz) | Stop Frequency (MHz) | RBW (MHz) | Detector | Frequency (MHz) | Power (dBm) | Limit (dBm) | Verdict | Sweep Point |
|-----------------------|----------------------|-----------|----------|-----------------|-------------|-------------|---------|-------------|
| 776 | 788 | 0.1 | RMS | 780.17 | 1.08 | 30 | Pass | 401 |
| 788 | 788.1 | 0.03 | RMS | 788.077 | -41.04 | -13 | Pass | 401 |
| 788.1 | 793 | 0.1 | RMS | 788.21 | -36.08 | -13 | Pass | 401 |
| 793 | 805 | 0.01 | RMS | 793.17 | -55.09 | -35 | Pass | 1201 |



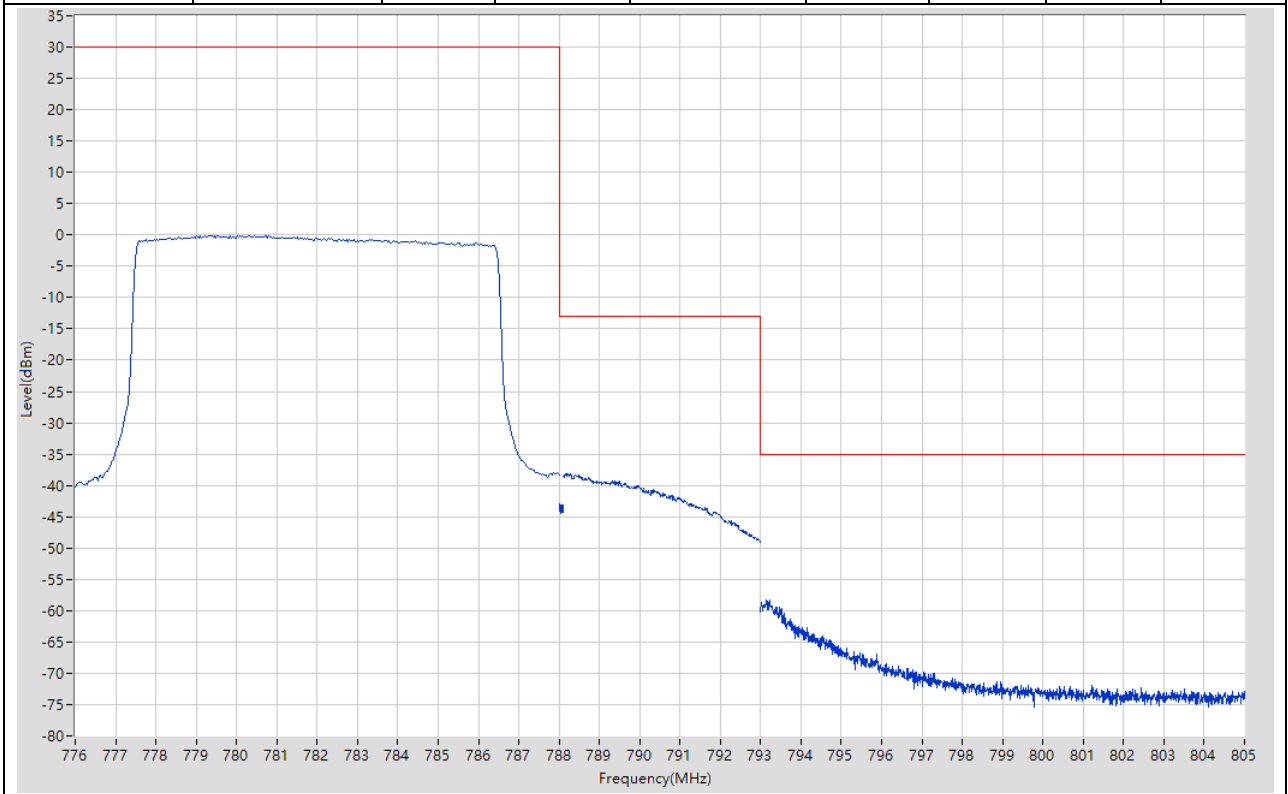
6.15. LTE Band Edge(NTNV)(Subtest:15, Channel:23230, Bandwidth:10, Modulation:Q16, RB Number: 1, RB Position:HIGH)

| Start Frequency (MHz) | Stop Frequency (MHz) | RBW (MHz) | Detector | Frequency (MHz) | Power (dBm) | Limit (dBm) | Verdict | Sweep Point |
|-----------------------|----------------------|-----------|----------|-----------------|-------------|-------------|---------|-------------|
| 776 | 788 | 0.1 | RMS | 786.41 | 17.1 | 30 | Pass | 401 |
| 788 | 788.1 | 0.03 | RMS | 788.013 | -54.74 | -13 | Pass | 401 |
| 788.1 | 793 | 0.1 | RMS | 788.1 | -50.52 | -13 | Pass | 401 |
| 793 | 805 | 0.01 | RMS | 795.28 | -62.27 | -35 | Pass | 1201 |



6.16. LTE Band Edge(NTNV)(Subtest:16, Channel:23230, Bandwidth:10, Modulation:Q16, RB Number: 50, RB Position:LOW)

| Start Frequency (MHz) | Stop Frequency (MHz) | RBW (MHz) | Detector | Frequency (MHz) | Power (dBm) | Limit (dBm) | Verdict | Sweep Point |
|-----------------------|----------------------|-----------|----------|-----------------|-------------|-------------|---------|-------------|
| 776 | 788 | 0.1 | RMS | 780.29 | -0.05 | 30 | Pass | 401 |
| 788 | 788.1 | 0.03 | RMS | 788.007 | -42.89 | -13 | Pass | 401 |
| 788.1 | 793 | 0.1 | RMS | 788.198 | -38.06 | -13 | Pass | 401 |
| 793 | 805 | 0.01 | RMS | 793.23 | -58.23 | -35 | Pass | 1201 |



7. LTE_Band25

7.1. LTE Band Edge(NTNV)(Subtest:1, Channel:26047, Bandwidth:1.4, Modulation:QPSK, RB Number: 1, RB Position:LOW)

| Start Frequency (MHz) | Stop Frequency (MHz) | RBW (MHz) | Detector | Frequency (MHz) | Power (dBm) | Limit (dBm) | Verdict | Sweep Point |
|-----------------------|----------------------|-----------|----------|-----------------|-------------|-------------|---------|-------------|
| 1840 | 1848 | 1 | RMS | 1848 | -34.93 | -13 | Pass | 401 |
| 1848 | 1849 | 1 | RMS | 1849 | -32.55 | -13 | Pass | 2 |
| 1849 | 1850 | 0.02 | RMS | 1850 | -24.99 | -13 | Pass | 401 |
| 1850 | 1852 | 0.1 | RMS | 1850.245 | 20.13 | 30 | Pass | 401 |

