

TEST REPORT

Applicant: Queclink Wireless Solutions Co., Ltd.
Address: No.30, Lane 500, Xinlong Road, Minhang District, Shanghai, China
Equipment Type: INDUSTRIAL ROUTER
Model Name: WR201LG
Brand Name: QUECLINK
FCC ID: YQD-WR201LG
Test Standard: 47 CFR Part 2
(Others refer to chapter 3.1)
Sample Arrival Date: Sep. 14, 2023
Test Date: Sep. 15, 2023 - Sep. 27, 2023
Date of Issue: Dec. 11, 2023

ISSUED BY:

Kunshan Balun Communications Technology Co., Ltd.

Tested by: Yang Wenting **Checked by:** Huang Chengkun **Approved by:** Zhang Yanqing
(Laboratory Manager)

Yang Wenting

Huang Chengkun

Zhang Yanqing

Revision History

Version	Issue Date	Revisions Content
<u>Rev. 01</u>	<u>Dec. 11, 2023</u>	<u>Initial Issue</u>

TABLE OF CONTENTS

1	GENERAL INFORMATION.....	4
1.1	Test Laboratory	4
1.2	Test Location.....	4
2	PRODUCT INFORMATION	5
2.1	Applicant Information.....	5
2.2	Manufacturer Information	5
2.3	Factory Information	5
2.4	General Description for Equipment under Test (EUT)	5
2.5	Technical Information	6
3	SUMMARY OF TEST RESULTS	8
3.1	Test Standards.....	8
3.2	Test Verdict.....	9
4	GENERAL TEST CONFIGURATIONS	10
4.1	Test Environments	10
4.2	Test Equipment and Test Software List.....	10
4.4	Test Configurations	12
4.5	Test Setup.....	19
5	TEST ITEMS	22
5.1	Transmitter Radiated Power (EIRP/ERP)	22
5.2	Peak to Average Ratio.....	25
5.3	Occupied Bandwidth	27
5.4	Frequency Stability.....	29
5.5	Spurious Emission at Antenna Terminals	31
5.6	Band Edge	34
5.7	Field Strength of Spurious Radiation	37

ANNEX A	TEST RESULTS.....	41
A.1	Transmitter Radiated Power (EIRP/ERP).....	41
A.2	Peak to Average Ratio.....	104
A.3	Occupied Bandwidth	108
A.4	Frequency Stability.....	120
A.5	Spurious Emission at Antenna Terminals	135
A.6	Band Edge	147
A.7	Field Strength of Spurious Radiation	160
ANNEX B	TEST SETUP PHOTOS	163
ANNEX C	EUT EXTERNAL PHOTOS.....	163
ANNEX D	EUT INTERNAL PHOTOS.....	163

1 GENERAL INFORMATION

1.1 Test Laboratory

Name	Kunshan Balun Communications Technology Co., Ltd.
Address	Room 101, Building 5, No. 1689, Zizhu Road, Yushan, Kunshan, Jiangsu, China

1.2 Test Location

Name	Kunshan Balun Communications Technology Co., Ltd.
Location	Room 101, Building 5, No. 1689, Zizhu Road, Yushan, Kunshan, Jiangsu, China
Accreditation Certificate	The laboratory is a testing organization accredited by FCC as an accredited testing laboratory. The designation number is CN1352.

2 PRODUCT INFORMATION

2.1 Applicant Information

Applicant	Queclink Wireless Solutions Co., Ltd.
Address	No.30, Lane 500, Xinlong Road, Minhang District, Shanghai, China

2.2 Manufacturer Information

Manufacturer	Queclink Wireless Solutions Co., Ltd.
Address	No.30, Lane 500, Xinlong Road, Minhang District, Shanghai, China

2.3 Factory Information

Factory	N/A
Address	N/A

2.4 General Description for Equipment under Test (EUT)

EUT Name	INDUSTRIAL ROUTER
Model Name Under Test	WR201LG
Series Model Name	N/A
Description of Model name differentiation	N/A
Sample No.	SC-EC2381046-S01
Hardware Version	V1.02
Software Version	R00A03V04
Dimensions (Approx.)	180.0 mm(W) × 130.0 mm(D) × 34.0 mm(H)
Weight (Approx.)	621.0 g

2.5 Technical Information

Note: The information provided by the applicant, except for The Max RF Output Power (EIRP/ERP).

All Network and Wireless connectivity for EUT	2G Network GSM/GPRS/EDGE 850/900/1800/1900 MHz 3G Network WCDMA/HSDPA/HSUPA/DC-HSDPA/HSPA+ Band 1/2/4/5/6/8/19 4G Network LTE FDD Band 1/2/3/4/5/7/8/12/13/18/19/20/25/26/28 LTE TDD Band 38/39/41 2.4G WIFI 802.11b, 802.11g, 802.11n(HT20/40) 5G WIFI 802.11a, 802.11n(HT20/40), 802.11ac(VHT20/40/80) U-NII-1/2A/2C/3, 5.8G SRD, GPS, GLONASS BDS Galileo
About the Product	The equipment is INDUSTRIAL ROUTER, intended for used with information technology equipment.
<p>Note 1: The EUT is an INDUSTRIAL ROUTER, supporting dual SIM card slots under the same transceiver. Both SIM card slots support GSM, WCDMA, and LTE. And both SIM card slots share the same transceiver, so only SIM1 is tested in this report.</p>	

The requirement for the following technical information of the EUT was tested in this report:

Operating Bands	GSM/GPRS/EGPRS 850/ 1900 MHz WCDMA/HSDPA/HSUPA Band 2/ 4/ 5 FDD LTE Band 2/ 4/ 5/ 7/ 12/ 13/ 25/ 26 LTE TDD Band 38/ 41	
Modulation Type	GPRS	GMSK
	EGPRS	8PSK
	WCDMA	QPSK
	HSDPA /HSUPA	QPSK 16QAM
	LTE	QPSK
		16QAM
64QAM		
Multislot Class	GPRS/EGPRS: 33	
Antenna Type	Rod Antenna	
Antenna Gain	GPRS/EGPRS 850: 0.11 dBi GPRS/EGPRS 1900: 1.25 dBi WCDMA/HSDPA/HSUPA Band 2: 1.25 dBi WCDMA/HSDPA/HSUPA Band 4: 1.06 dBi WCDMA/HSDPA/HSUPA Band 5: 0.11 dBi FDD LTE Band 2: 1.25 dBi FDD LTE Band 4: 1.06 dBi FDD LTE Band 5: 0.11 dBi FDD LTE Band 7: 4.16 dBi FDD LTE Band 12: -0.79 dBi FDD LTE Band 13: 1.09 dBi	

			FDD LTE Band 25: 1.25 dBi FDD LTE Band 26: 0.11 dBi FDD LTE Band 38: 3.37 dBi FDD LTE Band 41: 4.16 dBi	
The Max RF Output Power (EIRP/ERP)			GPRS/EGPRS 850: 30.65 dBm GPRS/EGPRS 1900: 32.74 dBm WCDMA/HSDPA/HSUPA Band 2: 25.51 dBm WCDMA/HSDPA/HSUPA Band 4: 24.69 dBm WCDMA/HSDPA/HSUPA Band 5: 20.13 dBm FDD LTE Band 2: 26.10 dBm FDD LTE Band 4: 25.04 dBm FDD LTE Band 5: 20.21 dBm FDD LTE Band 7: 28.12 dBm FDD LTE Band 12: 18.40 dBm FDD LTE Band 13: 20.18 dBm FDD LTE Band 25: 26.40 dBm FDD LTE Band 26 (part22): 19.91 dBm FDD LTE Band 26 (part90): 19.65 dBm TDD LTE Band 38: 27.10 dBm TDD LTE Band 41: 27.61 dBm	
Band	Power Class		Tx Frequency Range	Rx Frequency Range
	GMSK	GMSK		
GSM850	4	E2	824 MHz ~ 849 MHz	869 MHz ~ 894 MHz
GSM1900	1	E2	1850 MHz ~ 1910 MHz	1930 MHz ~ 1990 MHz
WCDMA B2	3		1850 MHz ~ 1910 MHz	1930 MHz ~ 1990 MHz
WCDMA B4	3		1710 MHz ~ 1755 MHz	2110 MHz ~ 2155 MHz
WCDMA B5	3		824 MHz ~ 849 MHz	869 MHz ~ 894 MHz
LTE B2	3		1850 MHz ~ 1910 MHz	1930 MHz ~ 1990 MHz
LTE B4	3		1710 MHz ~ 1755 MHz	2110 MHz ~ 2155 MHz
LTE B5	3		824 MHz ~ 849 MHz	869 MHz ~ 894 MHz
LTE B7	3		2500 MHz ~ 2570 MHz	2620 MHz ~ 2690 MHz
LTE B12	3		699 MHz ~ 716 MHz	729 MHz ~ 746 MHz
LTE B13	3		777 MHz ~ 787 MHz	746 MHz ~ 756 MHz
LTE B25	3		1850 MHz ~ 1915 MHz	1930 MHz ~ 1995 MHz
LTE B26	3		814 MHz ~ 849 MHz	859 MHz ~ 894 MHz
LTE B38	3		2570 MHz ~ 2620 MHz	2570 MHz ~ 2620 MHz
LTE B41	3		2496 MHz ~ 2690 MHz	2496 MHz ~ 2690 MHz

Note 1: The EUT information are declared by manufacturer. For more detailed features description, please refer to the manufacturer's specifications or user's manual.

3 SUMMARY OF TEST RESULTS

3.1 Test Standards

No.	Identity	Document Title
1	47 CFR Part 2	Frequency Allocations and Radio Treaty Matters; General Rules and Regulations
2	47 CFR Part 22 Subpart H	Cellular Radiotelephone Service
3	47 CFR Part 24 Subpart E	Broadband PCS
4	47 CFR Part 27	Miscellaneous Wireless Communications Services
5	47 CFR Part 90 Subpart S	Regulations Governing Licensing and Use of Frequencies in the 806-824, 851-869, 896-901, and 935-940 MHz Bands
6	ANSI C63.26-2015	American National Standard for Compliance Testing of Transmitters Used in Licensed Radio Services
7	KDB 971168 D01 v03	Measurement Guidance for Certification of Licensed Digital Transmitters

3.2 Test Verdict

No.	Test Description	FCC Part No.	Test Result	Test Verdict
1	Conducted RF Output Power	2.1046	Reporting only (ANNEX A.1)	Pass
2	Effective (Isotropic) Radiated Power	2.1046 22.913 24.232 27.50 90.635(b)	ANNEX A.1	Pass
3	Peak to Average Ratio	2.1046 24.232(d) 27.50 96.41(g)	ANNEX A.2	Pass
4	Occupied Bandwidth	2.1049 22.917 24.238 27.53 90.209	ANNEX A.3	Pass
5	Frequency Stability	2.1055 22.355 24.235 27.54 90.213	ANNEX A.4	Pass
6	Spurious Emission at Antenna Terminals	2.1051 22.917 24.238 27.53 90.691	ANNEX A.5	Pass
7	Band Edge	2.1051 22.917 24.238 27.53 90.691	ANNEX A.6	Pass
8	Field Strength of Spurious Radiation	2.1053 22.917 24.238 27.53 90.691	ANNEX A.7	Pass

4 GENERAL TEST CONFIGURATIONS

4.1 Test Environments

During the measurement, the environmental conditions were within the listed ranges:

Relative Humidity		20% to 75%
Atmospheric Pressure		98 kPa to 102 kPa
Test Voltage of the EUT	NV (Normal Voltage)	DC 12.0 V
	LV (Low Voltage)	DC 8.0 V
	HV (High Voltage)	DC 32.0 V
Test Temperature of the EUT	NT (Normal Temperature)	15 °C to 35 °C
	LT (Low Temperature)	-30 °C
	HT (High Temperature)	+75 °C

4.2 Test Equipment and Test Software List

Description	Manufacturer	Model	Device Number	Software /Firmware Version	Cal. Date	Cal. Due
BL410 2G/3G/4G RF Test System						
Wideband Radio Communication Tester	R&S	CMW 500	BK-EMC-L064	V3.7.110	2023.04.10	2024.04.09
Spectrum Analyzer	Agilent	E4440A	BK-EMC-L027	A.11.21	2022.11.02	2023.11.01
Spectrum Analyzer	Keysight	N9010B	BK-EMC-L099	A.29.04	2023.08.04	2024.08.03
Temperature Chamber	ESPEC	ECT	BK-EMC-L068	NA	2022.11.03	2023.11.02
DC Power Supply	ITECH	IT6863A	BK-EMC-L113	NA	2022.10.19	2023.10.18
Vector Signal Generator	Agilent	E4438C	BK-EMC-L028	C.05.76	2022.11.02	2023.11.01
Analog Signal Generator	Keysight	N5173B	BK-EMC-L074	B.01.90	2022.11.02	2023.11.01
Test Software	BALUN	BL410R	N/A	V2.1.1.48 8	N/A	N/A
Radiated Test System						
Test Antenna-Bi-Log	SCHWARZBECK	VULB 9163	BK-EMC-L008	NA	2021.12.30	2024.12.29
Test Antenna-Horn	Schwarzbeck	BBHA 9120D	BK-EMC-L044	NA	2022.10.08	2025.10.07

Description	Manufacturer	Model	Device Number	Software /Firmware Version	Cal. Date	Cal. Due
Anechoic Chamber	YIHENG	9m*6m*6m	BK-EMC-L001	NA	2022.07.22	2025.07.21
EMI Receiver	KEYSIGHT	N9038A	BK-EMC-L127	A.21.06	2023.02.04	2024.02.03
Wideband Radio Communication Tester	R&S	CMW 500	BK-EMC-L094	V3.7.172	2023.03.09	2024.03.08
Test Software	BALUN	BL410-E	N/A	V21.919	N/A	N/A

4.4 Test Configurations

Test Items	Test Mode	Test Channel		
		LCH	MCH	HCH
Effective (Isotropic) Radiated Power	GPRS 850	V	v	v
	GPRS 1900	v	v	v
	EGPRS 850	v	v	v
	EGPRS 1900	v	v	v
	WCDMA Band 2	v	v	v
	WCDMA Band 4	v	v	v
	WCDMA Band 5	v	v	v
	HSDPA Band 2	v	v	v
	HSDPA Band 4	v	v	v
	HSDPA Band 5	v	v	v
	HSUPA Band 2	v	v	v
	HSUPA Band 4	v	v	v
HSUPA Band 5	v	v	v	
Peak to Average Ratio	WCDMA Band 2	v	v	v
	WCDMA Band 4	v	v	v
	WCDMA Band 5	v	v	v
Occupied Bandwidth	GPRS 850	v	v	v
	GPRS 1900	v	v	v
	EGPRS 850	v	v	v
	EGPRS 1900	v	v	v
	WCDMA Band 2	v	v	v
	WCDMA Band 4	v	v	v
	WCDMA Band 5	v	v	v
Frequency Stability	GPRS 850	v	v	v
	GPRS 1900	v	v	v
	EGPRS 850	v	v	v
	EGPRS 1900	v	v	v
	WCDMA Band 2	v	v	v
	WCDMA Band 4	v	v	v
	WCDMA Band 5	v	v	v
Spurious Emission at Antenna Terminals	GPRS 850	v	v	v
	GPRS 1900	v	v	v
	EGPRS 850	v	v	v
	EGPRS 1900	v	v	v
	WCDMA Band 2	v	v	v
	WCDMA Band 4	v	v	v
	WCDMA Band 5	v	v	v
Band Edge	GPRS 850	v	--	v
	GPRS 1900	v	--	v

Test Items	Test Mode	Test Channel		
		LCH	MCH	HCH
	EGPRS 850	v	--	v
	EGPRS 1900	v	--	v
	WCDMA Band 2	v	--	v
	WCDMA Band 4	v	--	v
	WCDMA Band 5	v	--	v
Field Strength of Spurious Radiation	GPRS 850	v	v	v
	GPRS 1900	v	v	v
	EGPRS 850	v	v	v
	EGPRS 1900	v	v	v
	WCDMA Band 2	v	v	v
	WCDMA Band 4	v	v	v
	WCDMA Band 5	v	v	v

Note 1: The mark "v" means that this configuration is chosen for testing.

Test Mode	UL Channel	UL Channel No.	UL Frequency (MHz)
GPRS/EGPRS 850	Low Channel	128	824.2
	Middle Channel	190	836.6
	High Channel	251	848.8
GPRS/EGPRS 1900	Low Channel	512	1850.2
	Middle Channel	661	1880.0
	High Channel	810	1909.8
WCDMA Band 2	Low Channel	9262	1852.4
	Middle Channel	9400	1880.0
	High Channel	9538	1907.6
WCDMA Band 4	Low Channel	1312	1712.4
	Middle Channel	1412	1732.4
	High Channel	1513	1752.6
WCDMA Band 5	Low Channel	4132	826.4
	Middle Channel	4182	836.4
	High Channel	4233	846.6

LTE Band	Bandwidth (MHz)						Modulation Type		RB#			Test Channel		
	1.4	3	5	10	15	20	QPSK	16-QAM	1	Half	Full	LCH	MCH	HCH
Effective (Isotropic) Radiated Power														
2	v	v	v	v	v	v	v	v	v	v	v	v	v	v
4	v	v	v	v	v	v	v	v	v	v	v	v	v	v
5	v	v	v	v	n	n	v	v	v	v	v	v	v	v
7	n	n	v	v	v	v	v	v	v	v	v	v	v	v
12	v	v	v	v	n	n	v	v	v	v	v	v	v	v
13	n	n	v	v	n	n	v	v	v	v	v	v	v	v
25	v	v	v	v	v	v	v	v	v	v	v	v	v	v
26(Part22)	v	v	v	v	v	n	v	v	v	v	v	v	v	v
26(Part90)	v	v	v	v	--	n	v	v	v	v	v	v	v	v
38	n	n	v	v	v	v	v	v	v	v	v	v	v	v
41	n	n	v	v	v	v	v	v	v	v	v	v	v	v
Peak to Average Ratio														
2	--	--	--	--	--	v	v	v	v	--	v	v	v	v
4	--	--	--	--	--	v	v	v	v	--	v	v	v	v
5	--	--	--	v	n	n	v	v	v	--	v	v	v	v
7	n	n	--	--	--	v	v	v	v	--	v	v	v	v
12	--	--	--	v	n	n	v	v	v	--	v	v	v	v
13	n	n	--	v	n	n	v	v	v	--	v	v	v	v
25	--	--	--	--	--	v	v	v	v	--	v	v	v	v
26(Part22)	--	--	--	--	v	n	v	v	v	--	v	v	v	v
26(Part90)	--	--	--	v	--	n	v	v	v	--	v	--	v	--
38	n	n	--	--	--	v	v	v	v	--	v	v	v	v
41	n	n	--	--	--	v	v	v	v	--	v	v	v	v
Occupied Bandwidth														
2	v	v	v	v	v	v	v	v	--	--	v	v	v	v
4	v	v	v	v	v	v	v	v	--	--	v	v	v	v
5	v	v	v	v	n	n	v	v	--	--	v	v	v	v
7	n	n	v	v	v	v	v	v	--	--	v	v	v	v
12	v	v	v	v	n	n	v	v	--	--	v	v	v	v
13	n	n	v	v	n	n	v	v	--	--	v	v	v	v
25	v	v	v	v	v	v	v	v	--	--	v	v	v	v
26(Part22)	v	v	v	v	v	n	v	v	--	--	v	v	v	v
26(Part90)	v	v	v	v	--	n	v	v	--	--	v	v	v	v
38	n	n	v	v	v	v	v	v	--	--	v	v	v	v
41	n	n	v	v	v	v	v	v	--	--	v	v	v	v
Frequency Stability														
2	--	--	--	v	--	--	v	v	--	--	v	--	v	--

LTE Band	Bandwidth (MHz)						Modulation Type		RB#			Test Channel		
	1.4	3	5	10	15	20	QPSK	16-QAM	1	Half	Full	LCH	MCH	HCH
4	--	--	--	v	--	--	v	v	--	--	v	--	v	--
5	--	--	--	v	n	n	v	v	--	--	v	--	v	--
7	n	n	--	v	--	--	v	v	--	--	v	--	v	--
12	--	--	--	v	n	n	v	v	--	--	v	--	v	--
13	n	n	--	v	n	n	v	v	--	--	v	--	v	--
25	n	n	--	v	n	n	v	v	--	--	v	--	v	--
26(Part22)	--	--	--	v	--	n	v	v	--	--	v	--	v	--
26(Part90)	--	--	--	v	--	n	v	v	--	--	v	--	v	--
38	n	n	--	v	--	--	v	v	--	--	v	--	v	--
41	n	n	--	v	--	--	v	v	--	--	v	--	v	--
Spurious Emission at Antenna Terminals														
2	v	v	v	v	v	v	v	v	v	--	--	v	v	v
4	v	v	v	v	v	v	v	v	v	--	--	v	v	v
5	v	v	v	v	n	n	v	v	v	--	--	v	v	v
7	n	n	v	v	v	v	v	v	v	--	--	v	v	v
12	v	v	v	v	n	n	v	v	v	--	--	v	v	v
13	n	n	v	v	n	n	v	v	v	--	--	v	v	v
25	v	v	v	v	v	v	v	v	v	--	--	v	v	v
26(Part22)	v	v	v	v	v	n	v	v	v	--	--	v	v	v
26(Part90)	v	v	v	v	--	n	v	v	v	--	--	v	v	v
38	n	n	v	v	v	v	v	v	v	--	--	v	v	v
41	n	n	v	v	v	v	v	v	v	--	--	v	v	v
Band Edge														
2	v	v	v	v	v	v	v	v	v	--	v	v	--	v
4	v	v	v	v	v	v	v	v	v	--	v	v	--	v
5	v	v	v	v	n	n	v	v	v	--	v	v	--	v
7	n	n	v	v	v	v	v	v	v	--	v	v	--	v
12	v	v	v	v	n	n	v	v	v	--	v	v	--	v
13	n	n	v	v	n	n	v	v	v	--	v	v	--	v
25	v	v	v	v	v	v	v	v	v	--	v	v	--	v
26(Part22)	v	v	v	v	v	n	v	v	v	--	v	v	--	v
26(Part90)	v	v	v	v	--	n	v	v	v	--	v	v	--	v
38	n	n	v	v	v	v	v	v	v	--	v	v	--	v
41	n	n	v	v	v	v	v	v	v	--	v	v	--	v
Field Strength of Spurious Radiation														
2	v	v	v	v	v	v	v	--	v	--	--	--	v	--
4	v	v	v	v	v	v	v	--	v	--	--	--	v	--
5	v	v	v	v	n	n	v	--	v	--	--	--	v	--
7	n	n	v	v	v	v	v	--	v	--	--	--	v	--

LTE Band	Bandwidth (MHz)						Modulation Type		RB#			Test Channel		
	1.4	3	5	10	15	20	QPSK	16-QAM	1	Half	Full	LCH	MCH	HCH
12	v	v	v	v	n	n	v	--	v	--	--	--	v	--
13	n	n	v	v	n	n	v	--	v	--	--	--	v	--
25	v	v	v	v	v	v	v	--	v	--	--	--	v	--
26(Part22)	v	v	v	v	v	n	v	--	v	--	--	--	v	--
26(Part90)	v	v	v	v	--	n	v	--	v	--	--	--	v	--
38	n	n	v	v	v	v	v	--	v	--	--	--	v	--
41	n	n	v	v	v	v	v	--	v	--	--	--	v	--

Note 1: The mark “v” means that this configuration is chosen for testing.
Note 2: The mark “n” means that this bandwidth is not supported.

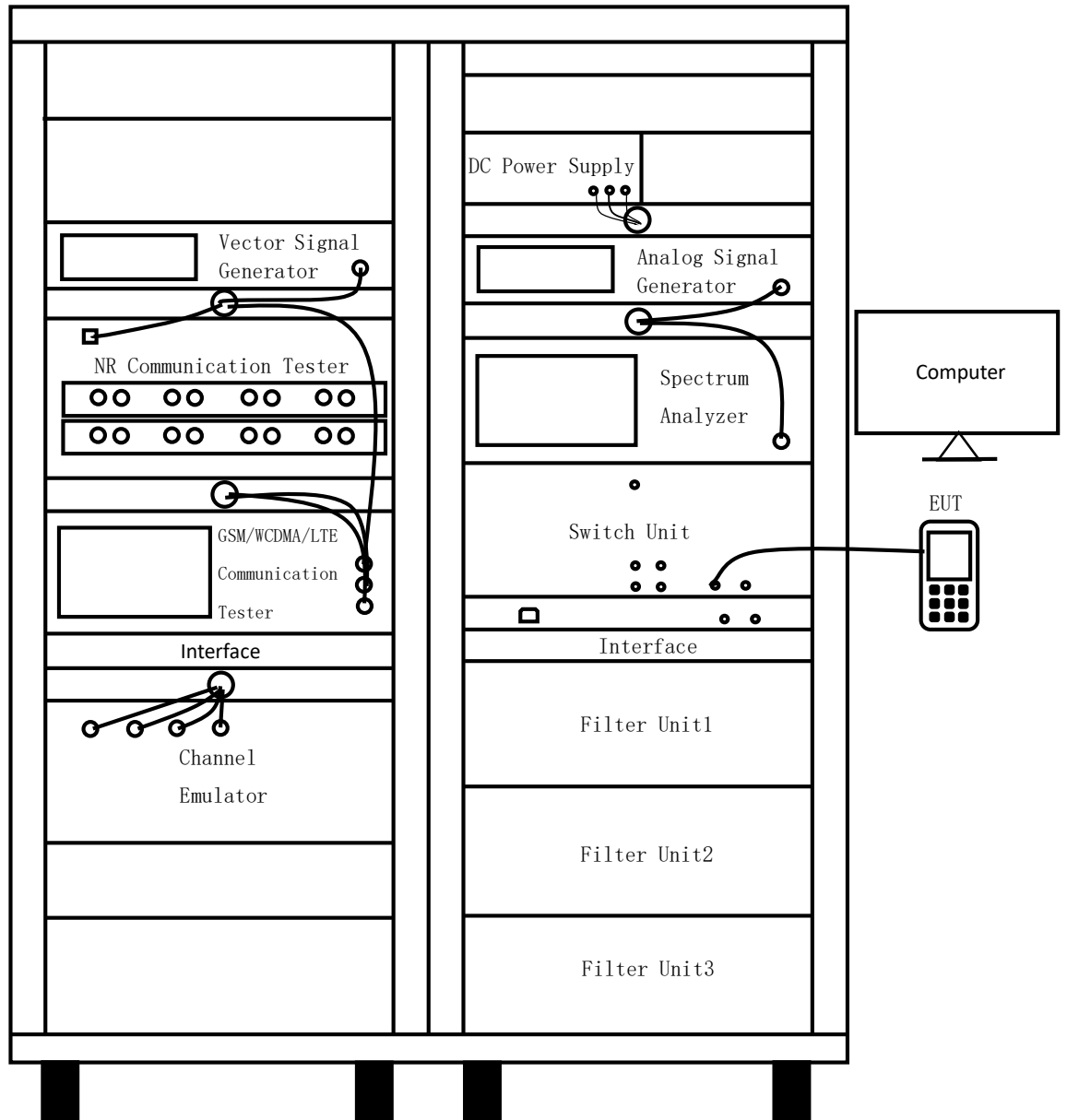
Test Mode	UL Channel	Channel Bandwidth (MHz)	UL Channel No.	UL Frequency (MHz)
LTE Band 2	Low Range	1.4	18607	1850.7
		3	18615	1851.5
		5	18625	1852.5
		10	18650	1855
		15	18675	1857.5
		20	18700	1860
	Middle Range	1.4/3/5/10/15/20	18900	1880
	High Range	1.4	19193	1909.3
		3	19185	1908.5
		5	19175	1907.5
		10	19150	1905
		15	19125	1902.5
20		19100	1900	
LTE Band 4	Low Range	1.4	19957	1710.7
		3	19965	1711.5
		5	19975	1712.5
		10	20000	1715
		15	20025	1717.5
		20	20050	1720
	Middle Range	1.4/3/5/10/15/20	20175	1732.5
	High Range	1.4	20393	1754.3
		3	20385	1753.5
		5	20375	1752.5
		10	20350	1750
		15	20325	1747.5
20		20300	1745	
LTE Band 5	Low Range	1.4	20407	824.7

Test Mode	UL Channel	Channel Bandwidth (MHz)	UL Channel No.	UL Frequency (MHz)
		3	20415	825.5
		5	20425	826.5
		10	20450	829
	Middle Range	1.4/3/5/10	20525	836.5
	High Range	1.4	20643	848.3
		3	20635	847.5
		5	20625	846.5
10		20600	844	
LTE Band 7	Low Range	5	20775	2502.5
		10	20800	2505
		15	20825	2507.5
		20	20850	2510
	Middle Range	5/10/15/20	21100	2535
	High Range	5	21425	2567.5
		10	21400	2565
15		21375	2562.5	
20		21350	2560	
LTE Band 12	Low Range	1.4	23017	699.7
		3	23025	700.5
		5	23035	701.5
		10	23060	704
	Middle Range	1.4/3/5/10	23095	707.5
	High Range	1.4	23173	715.3
		3	23165	714.5
5		23155	713.5	
10		23130	711	
LTE Band 13	Low Range	5	23205	779.5
		10	23230	782
	Middle Range	5/10	23230	782
	High Range	5	23255	784.5
		10	23230	782
LTE Band 25	Low Range	1.4	26047	1850.7
		3	26055	1851.5
		5	26065	1852.5
		10	26090	1855
		15	26115	1857.5
		20	26140	1860
	Middle Range	1.4/3/5/10/15/20	26365	1882,5
	High Range	1.4	26683	1914.3
		3	26675	1913.5
5		26665	1912.5	

Test Mode	UL Channel	Channel Bandwidth (MHz)	UL Channel No.	UL Frequency (MHz)		
		10	26640	1910		
		15	26615	1907.5		
		20	26590	1905		
LTE Band 26 (Part22)	Low Range	1.4	26797	824.7		
		3	26805	825.5		
		5	26815	826.5		
		10	26840	829		
		15	26865	831.5		
		1.4/3/5/10/15	26915	836.5		
	Middle Range	High Range	1.4	27033	848.3	
			3	27025	847.5	
			5	27015	846.5	
			10	26990	844	
			15	26965	841.5	
			1.4/3/5/10	26740	819	
LTE Band 26 (Part90)	Low Range	1.4	26697	814.7		
		3	26705	815.5		
		5	26715	816.5		
		10	---	---		
	Middle Range	High Range	1.4	26783	823.3	
			3	26775	822.5	
	5		26765	821.5		
	10		---	---		
	LTE Band 38		Low Range	5	37775	2572.5
				10	37800	2575
15		37825		2577.5		
20		37850		2580		
LTE Band 41	Low Range	5/10/15/20	38000	2595		
		5	38225	2617.5		
		10	38200	2615		
		15	38175	2612.5		
	Middle Range	High Range	20	38150	2610	
			5	39675	2498.5	
			10	39700	2501	
			15	39725	2503.5	
High Range	High Range	20	39750	2506		
		5/10/15/20	40620	2593		
		5	41565	2687.5		
		10	41540	2685		
		15	41515	2682.5		
		20	41490	2680		

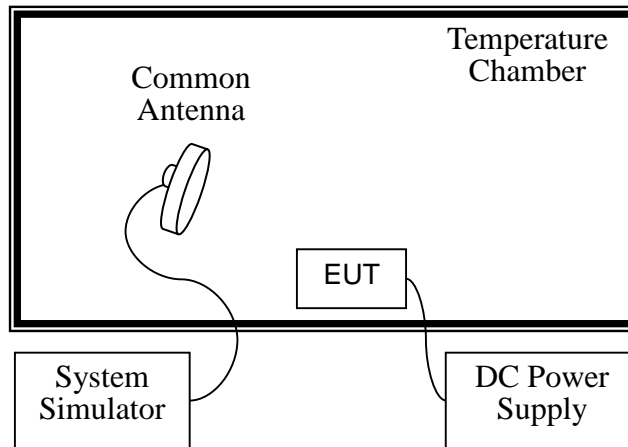
4.5 Test Setup

4.5.1 For Antenna Port Test



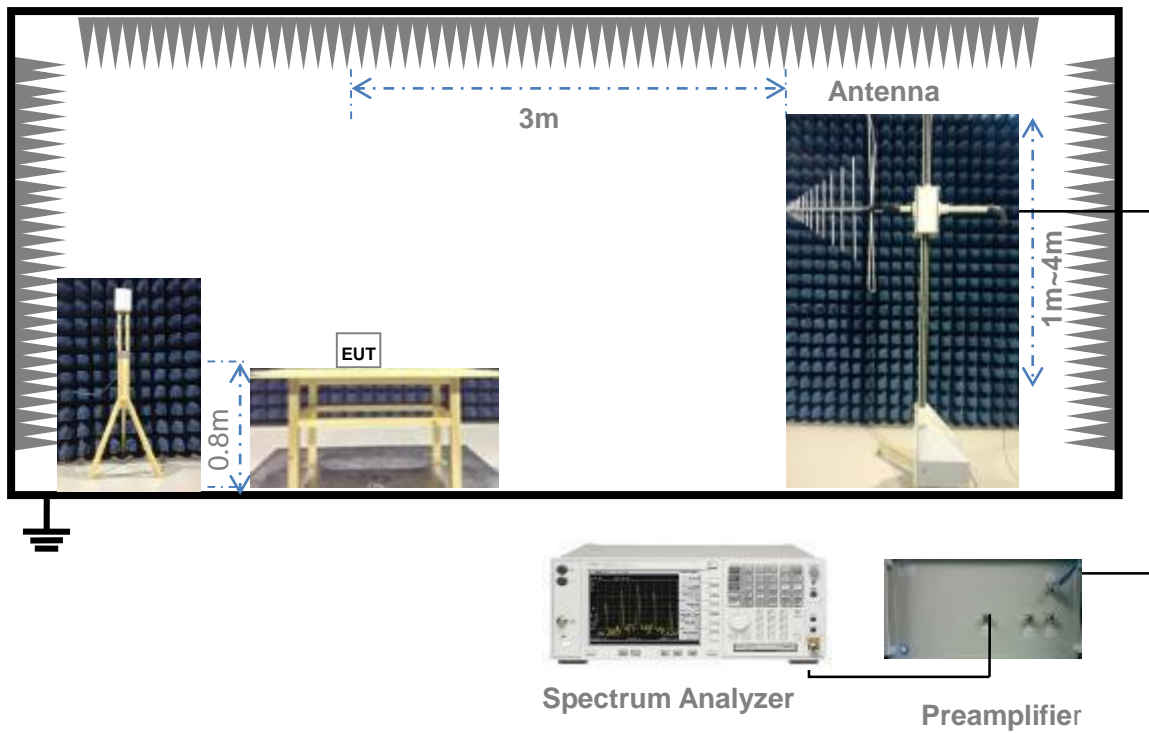
(Diagram 1)

4.5.2 For Frequency Stability Test



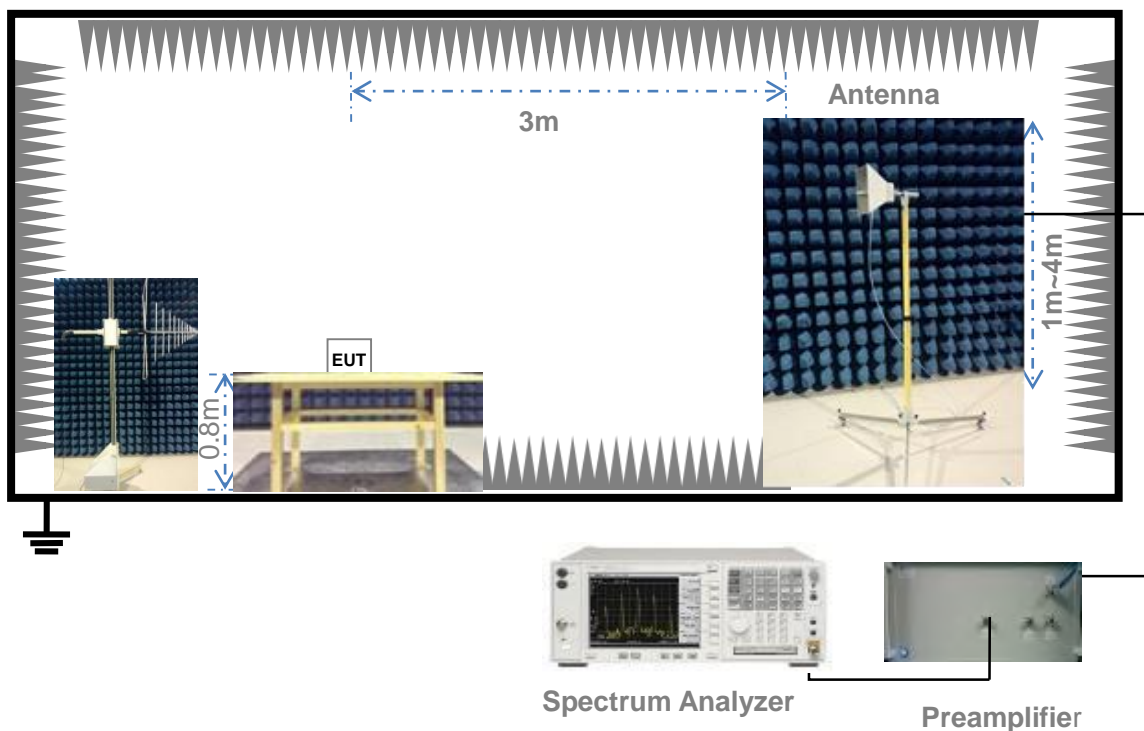
(Diagram 2)

4.5.3 For Radiated Test (30 MHz ~ 1 GHz)



(Diagram 3)

4.5.4 For Radiated Test (Above 1 GHz)



(Diagram 4)

5 TEST ITEMS

5.1 Transmitter Radiated Power (EIRP/ERP)

5.1.1 Limit

FCC § 2.1046 & 22.913(a) & 24.232(c) & 27.50(b) & 27.50(c) & 27.50(d) & 27.50(h) & 90.635(b)

According to FCC section 22.913(a) (5), the Effective Radiated Power (ERP) of mobile transmitters and auxiliary test transmitters must not exceed 7 watts.

According to FCC section 24.232(c), mobile and portable stations are limited to 2 watts EIRP and the equipment must employ a means for limiting power to the minimum necessary for successful communications.

FCC section 27.50(b) (10), portable stations (hand-held devices) transmitting in the 746-757MHz, 776-788MHz, and 805-806MHz bands are limited to 3 watts ERP.

FCC section 27.50(c) (10), portable stations (hand-held devices) in the 600MHz uplink band and the 698-746MHz band, and fixed and mobile stations in the 600MHz uplink band are limited to 3 watts ERP.

FCC section 27.50(d) (4), fixed, mobile, and portable (hand-held) stations operating in the 1710-1755 MHz band and mobile and portable stations operating in the 1695-1710 MHz and 1755-1780 MHz bands are limited to 1 watt EIRP. Fixed stations operating in the 1710-1755 MHz band are limited to a maximum antenna height of 10 meters above ground. Mobile and portable stations operating in these bands must employ a means for limiting power to the minimum necessary for successful communications.

(7) Fixed, mobile, and portable (hand-held) stations operating in the 2000-2020 MHz band are limited to 2 watts EIRP.

And FCC section 27.50(h) (2), for mobile and other user stations, mobile stations are limited to 2.0 watts EIRP. All user stations are limited to 2.0 watts transmitter output power.

According to FCC section 90.635(b), the maximum output power of the transmitter for mobile stations is 100 watts (20dBW).

5.1.2 Test Setup

The section 4.4.1 (Diagram 1) test setup description is used for conducted test, and the section 4.4.3 and 4.4.4 (Diagram 3, 4) test setup description is used for radiated test. The photo of test setup please refer to ANNEX B.

5.1.3 Test Procedure

Description of the Conducted Output Power Measurement

The EUT is coupled to the SS with attenuator through power splitter; the RF load attached to EUT antenna terminal is 50Ohm; the path loss as the factor is calibrated to correct the reading. A system simulator is

used to establish communication with the EUT, and its parameters are set to force the EUT transmitting at maximum output power. The measured power in the radio frequency on the transmitter output terminals shall be reported.

The relevant equation for determining the conducted measured value is:

$$\text{Conducted Output Power Value (dBm)} = \text{Measured Value (dBm)} + \text{Path Loss (dB)}$$

where:

Conducted Output Power Value = final conducted measured value in the conducted power test, in dBm;

Measured Value = measured conducted power received by spectrum analyzer or power meter, in dBm;

Path Loss = signal attenuation in the connecting cable between the transmitter and spectrum analyzer or power meter, including external cable loss, in dB;

During the test, the data of Path Loss (dB) is added in the spectrum analyzer or power meter, so Measured Value (dBm) is the final values which contains the data of Path Loss (dB).

For example:

In the conducted output power test, when measured value for GSM850 is 24.7 dBm, and path loss is 8.5 dB, then final conducted output power value is:

$$\text{Conducted Output Power Value (dBm)} = 24.7 \text{ dBm} + 8.5 \text{ dB} = 33.2 \text{ dBm}$$

Description of the Transmitter Radiated Power Measurement

In many cases, the RF output power limits for licensed digital transmission devices is specified in terms of effective radiated power (ERP) or equivalent isotropic radiated power (EIRP). Typically, ERP is specified when the operating frequency is less than or equal to 1 GHz and EIRP is specified when the operating frequency is greater than 1 GHz. Both are determined by adding the transmit antenna gain to the conducted RF output power with the primary difference between the two being that when determining the ERP, the transmit antenna gain is referenced to a dipole antenna (i.e., dBd) whereas when determining the EIRP, the transmit antenna gain is referenced to an isotropic antenna (dBi).

Final measurement calculation as below:

The relevant equation for determining the ERP or EIRP from the conducted RF output power measured using the guidance provided above is:

$$\text{ERP/EIRP} = P_{\text{Meas}} + \text{GT} - \text{LC}$$

where:

ERP/EIRP = effective or equivalent radiated power, respectively (expressed in the same units as P_{Meas} ,

typically dBW or dBm);

P_{Meas} = measured transmitter output power or PSD, in dBm or dBW;

GT = gain of the transmitting antenna, in dBd (ERP) or dBi (EIRP);

dBd (ERP)=dBi (EIRP) -2.15 dB

LC = signal attenuation in the connecting cable between the transmitter and antenna, in dB.

For devices utilizing multiple antennas, KDB 662911 provides guidance for determining the effective array transmit antenna gain term to be used in the above equation.

For example:

In the EIRP test, when P_{Meas} value for GSM1900 is 30.2 dBm, LC is 0.6 dB, and GT is -3.4 dB, then final EIRP value is:

$$\text{EIRP for GSM1900} = 30.2 \text{ dBm} - 3.4 \text{ dBi} - 0.6 \text{ dB} = 26.2 \text{ dBm}$$

The relevant equation for determining the ERP/EIRP from the radiated RF output power is:

$$\text{ERP/EIRP (dBm)} = \text{SA Read Value (dBm)} + \text{Correction Factor (dB)}$$

where:

ERP/EIRP = effective or equivalent radiated power, in dBm;

SA Read Value = measured transmitter power received by EMI receiver or spectrum analyzer, in dBm;

Correction Factor = total correction factor including cable loss, in dB;

During the test, the data of Correction Factor (dB) is added in the EMI receiver or spectrum analyzer, so SA Read Value (dBm) is the final values which contains the data of Correction Factor (dB).

For example:

In the ERP test, when SA read value for GSM850 is 21dBm, and correction factor is 8dB, then final ERP value for GSM850 is:

$$\text{ERP (dBm)} = 21\text{dBm} + 8\text{dB} = 29\text{dBm}$$

5.1.4 Test Result

Please refer to ANNEX A.1.

5.2 Peak to Average Ratio

5.2.1 Limit

FCC § 2.1046 & 24.232(d) & 27.50(d) & 27.50(j) & 27.50(k)

In addition, when the transmitter power is measured in terms of average value, the peak-to-average power ratio (PAPR) of the transmitter shall not exceed 13 dB for more than 0.1% of the time using a signal corresponding to the highest PAPR during periods of continuous transmission.

According to FCC section 24.232(d), power measurements for transmissions by stations authorized under this section may be made either in accordance with a Commission-approved average power technique or in compliance with 24.232 (e) of this section. In both instances, equipment employed must be authorized in accordance with the provisions of § 24.51. In measuring transmissions in this band using an average power technique, the peak-to-average ratio (PAR) of the transmission may not exceed 13 dB.

FCC section 24.232(e), peak transmit power must be measured over any interval of continuous transmission using instrumentation calibrated in terms of an rms equivalent voltage. The measurement results shall be properly adjusted for any instrument limitations, such as detector response times, limited resolution bandwidth capability when compared to the emission bandwidth, sensitivity, etc., so as to obtain a true peak measurement for the emission in question over the full bandwidth of the channel.

According to FCC section 27.50(d) (5) & 27.50(j) & 27.50(k), in measuring transmissions in this band using an average power technique, the peak-to-average ratio (PAR) of the transmission may not exceed 13dB.

5.2.2 Test Setup

The section 4.4.1 (Diagram 1) test setup description is used for this test. The photo of test setup please refer to ANNEX B.

5.2.3 Test Procedure

Here the lowest, middle and highest channels are selected to perform testing to verify the peak-to-average ratio.

According to KDB 971168 D01, there is CCDF procedure for PAPR:

- a) Refer to instrument's analyzer instruction manual for details on how to use the power statistics/CCDF function;
- b) Set resolution/measurement bandwidth \geq signal's occupied bandwidth;
- c) Set the number of counts to a value that stabilizes the measured CCDF curve;
- d) Set the measurement interval as follows:
 - 1) for continuous transmissions, set to 1 ms,

2) for burst transmissions, employ an external trigger that is synchronized with the EUT burst timing sequence, or use the internal burst trigger with a trigger level that allows the burst to stabilize and set the measurement interval to a time that is less than or equal to the burst duration.

e) Record the maximum PAPR level associated with a probability of 0.1%.

Alternate procedure for PAPR:

Use one of the procedures presented in 4.1 to measure the total peak power and record as P_{Pk} . Use one of the applicable procedures presented 4.2 to measure the total average power and record as P_{Avg} . Both the peak and average power levels must be expressed in the same logarithmic units (e.g., dBm). Determine the PAPR from:

$$\text{PAPR (dB)} = P_{Pk} \text{ (dBm)} - P_{Avg} \text{ (dBm)}.$$

5.2.4 Test Result

Please refer to ANNEX A.2.

5.3 Occupied Bandwidth

5.3.1 Limit

FCC § 2.1049

The occupied bandwidth is the frequency bandwidth such that, below its lower and above its upper frequency limits, the mean powers radiated are each equal to 0.5 percent of the total mean power radiated by a given emission.

Many of the individual rule parts specify a relative OBW in lieu of the 99% OBW. In such cases, the OBW is defined as the width of the signal between two points, one below the carrier center frequency and on above the carrier center frequency, outside of which all emissions are attenuated by at least X dB below the transmitter power, where the value of X is typically specified as 26.

5.3.2 Test Setup

The section 4.4.1 (Diagram 1) test setup description is used for this test. The photo of test setup please refer to ANNEX B.

5.3.3 Test Procedure

The following procedure shall be used for measuring power bandwidth.

- a) The spectrum analyzer center frequency is set to the nominal EUT channel center frequency. The frequency span for the spectrum analyzer shall be set wide enough to capture all modulation products including the emission skirts (i.e., two to five times the anticipated OBW).
- b) The nominal IF filter bandwidth (3 dB RBW) shall be in the range of 1 to 5 % of the anticipated OBW, and the VBW shall be at least 3 times the RBW.
- c) Set the reference level of the instrument as required to keep the signal from exceeding the maximum input mixer level for linear operation. In general, the peak of the spectral envelope must be at least $10\log(\text{OBW} / \text{RBW})$ below the reference level.
- d) NOTE—Steps a) through c) may require iteration to adjust within the specified tolerances.
- e) For -26 dB OBW, the dynamic range of the spectrum analyzer at the selected RBW shall be at least 10dB below the target “-X dB down” requirement, e.g. -26 dB OBW, the spectrum analyzer noise floor at the selected RBW shall be 36dB below the reference value.
- f) Set the detection mode to peak, and the trace mode to max hold.
- g) For 99% OBW, use the 99 % power bandwidth function of the spectrum analyzer (if available) and report the measured bandwidth.

If the instrument does not have a 99 % power bandwidth function, the trace data points are to be recovered and directly summed in linear power terms. The recovered amplitude data points, beginning at the lowest frequency, are placed in a running sum until 0.5 % of the total is reached; that frequency is

recorded as the lower frequency. The process is repeated until 99.5 % of the total is reached; that frequency is recorded as the upper frequency. The 99 % power bandwidth is the difference between these two frequencies.

h) For -26 dB OBW, determine the reference value: Set the EUT to transmit a modulated signal. Allow the trace to stabilize. Set the spectrum analyzer marker to the highest level of the displayed trace (this is the reference value).

Determine the “-X dB down amplitude” as equal to (reference value -X). Alternatively, this calculation can be performed by the analyzer by using the marker-delta function.

Place two markers, one at the lowest and the other at the highest frequency of the envelope of the spectral display such that each marker is at or slightly below “-X dB down amplitude” determined in step g). If a marker is below this “-X dB down amplitude” value it shall be placed as close as possible to this value. The OBW is the positive frequency difference between the two markers.

i) The OBW shall be reported by providing plot(s) of the measuring instrument display. The frequency and amplitude axes and scale shall be clearly labeled. Tabular data may be reported in addition to the plot(s).

j) Change variable modulations, coding, or channel bandwidth settings, then repeat above test procedures.

5.3.4 Test Result

Please refer to ANNEX A.3.

5.4 Frequency Stability

5.4.1 Limit

FCC § 2.1055 & 22.355 & 24.235 & 27.54 & 90.213

FCC § 2.1055

The frequency stability shall be measured with variation of ambient temperature as follows:

- (1) The temperature is varied from -30°C to +50°C.
- (2) Frequency measurements shall be made at the extremes of the specified temperature range and at intervals of not more than 10°C through the range.

The frequency stability shall be measured with variation of primary supply voltage as follows:

- (1) Vary primary supply voltage from 85 to 115 percent of the nominal value for other than carried battery equipment.
- (2) For hand carried, battery powered equipment, reduce primary supply voltage to the battery operating and point which shall be specified by the manufacture.
- (3) The supply voltage shall be measured at the input to the cable normally provided with the equipment, or at the power supply terminals if cables are not normally provided.

FCC § 22.355

Except as otherwise provided in this part, the carrier frequency of each transmitter in the Public Mobile Services must be maintained within the tolerances given in Table C-1 of this section.

Table C-1—Frequency Tolerance for Transmitters in the Public Mobile Services

Frequency range (MHz)	Base, fixed (ppm)	Mobile > 3 watts (ppm)	Mobile ≤ 3 watts (ppm)
25 to 50	20.0	20.0	50.0
50 to 450	5.0	5.0	50.0
450 to 512	2.5	5.0	5.0
821 to 896	1.5	2.5	2.5
928 to 929	5.0	n/a	n/a
929 to 960	1.5	n/a	n/a
2110 to 2220	10.0	n/a	n/a

FCC § 24.235

The frequency stability shall be sufficient to ensure that the fundamental emission stays within the authorized frequency block.

FCC § 27.54

The frequency stability shall be sufficient to ensure that the fundamental emissions stay within the authorized bands of operation.

FCC § 90.213

The frequency stability shall not depart from the reference frequency in excess of ± 2.5 ppm for mobile stations.

5.4.2 Test Setup

The section 4.4.2 (Diagram 2) test setup description is used for this test. The photo of test setup please refer to ANNEX B.

5.4.3 Test Procedure

1. The EUT is placed in a temperature chamber.
2. The temperature is set to 25°C and allowed to stabilize. After sufficient soak time, the transmitting frequency error is measured.
3. The temperature is increased by not more than 10 degrees, allowed to stabilize and soak, and then repeat the frequency error measurement.
4. Repeat procedure 3 until +50°C and -30°C is reached.
5. Change supply voltage, and repeat measurement until extreme voltage is reached.

5.4.4 Test Result

Please refer to ANNEX A.4.

5.5 Spurious Emission at Antenna Terminals

5.5.1 Limit

FCC § 2.1051 & 22.917(a) & 24.238(a) & 27.53(a) & 27.53(c) & 27.53(f) & 27.53(g) & 27.53(h) & 27.53(m) & 90.691

In the 1 MHz bands immediately outside and adjacent to the frequency block, a resolution bandwidth of at least one percent of the emission bandwidth of the fundamental emission of the transmitter may be employed.

The emission bandwidth is defined as the width of the signal between two points, one below the carrier center frequency and one above the carrier center frequency, outside of which all emissions are attenuated at least 26 dB below the transmitter power.

FCC § 22.917(a) & 24.238(a)

The power of any emission outside of the authorized operating frequency ranges must be attenuated below the transmitting power (P) by a factor of at least $43+10*\log(P)$ dB. This is calculated to be -13 dBm.

FCC § 27.53(c)

For operations in the 746–758 MHz band and the 776–788 MHz band, the power of any emission outside the licensee's frequency band(s) of operation shall be attenuated below the transmitter power (P) within the licensed band(s) of operation, measured in watts, in accordance with the following:

- (1) On any frequency outside the 746–758 MHz band, the power of any emission shall be attenuated outside the band below the transmitter power (P) by at least $43 + 10 \log (P)$ dB;
- (2) On any frequency outside the 776–788 MHz band, the power of any emission shall be attenuated outside the band below the transmitter power (P) by at least $43 + 10 \log (P)$ dB;
- (3) On all frequencies between 763–775 MHz and 793–805 MHz, by a factor not less than $76 + 10 \log (P)$ dB in a 6.25 kHz band segment, for base and fixed stations;
- (4) On all frequencies between 763–775 MHz and 793–805 MHz, by a factor not less than $65 + 10 \log (P)$ dB in a 6.25 kHz band segment, for mobile and portable stations;
- (5) Compliance with the provisions of paragraphs (c)(1) and (c)(2) of this section is based on the use of measurement instrumentation employing a resolution bandwidth of 100 kHz or greater.

However, in the 100 kHz bands immediately outside and adjacent to the frequency block, a resolution bandwidth of at least 30 kHz may be employed;

- (6) Compliance with the provisions of paragraphs (c)(3) and (c)(4) of this section is based on the use of measurement instrumentation such that the reading taken with any resolution bandwidth setting should be adjusted to indicate spectral energy in a 6.25 kHz segment.

FCC § 27.53(f)

For operations in the 746–758 MHz, 775–788 MHz, and 805–806 MHz bands, emissions in the band 1559–1610 MHz shall be limited to -70 dBW/MHz equivalent isotropically radiated power (EIRP) for wideband signals, and -80 dBW EIRP for discrete emissions of less than 700 Hz bandwidth. For the

purpose of equipment authorization, a transmitter shall be tested with an antenna that is representative of the type that will be used with the equipment in normal operation.

FCC § 27.53(g)

For operations in the 600MHz band and the 698-746MHz band, the power of any emission outside a licensee's frequency band(s) of operation shall be attenuated below the transmitter power (P) within the licensed band(s) of operation, measured in watts, by at least $43+10\log(P)$ dB. Compliance with this provision is based on the use of measurement instrumentation employing a resolution bandwidth of 100 kHz bands immediately outside and adjacent to a licensee's frequency block, a resolution bandwidth of at least 30 kHz may be employed.

FCC § 27.53(h) (1)

Except as otherwise specified below, for operations in the 1695-1710 MHz, 1710-1755 MHz, 1755-1780 MHz, 1915-1920 MHz, 1995-2000 MHz, 2000-2020 MHz, 2110-2155 MHz, 2155-2180 MHz, and 2180-2200 bands, the power of any emission outside a licensee's frequency block shall be attenuated below the transmitter power (P) in watts by at least $43 + 10 \log_{10}(P)$ dB.

FCC § 27.53(m) (4)

For mobile digital stations (BRS and EBS stations), the attenuation factor shall be not less than:

- $40+10\log P$ dB (-10 dBm, 100 nW) on all frequencies between the channel edge and 5 MHz from the channel edge.
- $43+10\log P$ dB (-13 dBm, 50 nW) on all frequencies between 5 MHz and X MHz from the channel edge,
- $55+10\log P$ dB (-25 dBm, 3 nW) on all frequencies more than X MHz from the channel edge, where X is the greater of 6 MHz or the actual emission bandwidth (26 dB).

In addition, the attenuation factor shall not be less than $43 + 10 \log (P)$ dB on all frequencies between 2490.5 MHz and 2496 MHz and $55 + 10 \log (P)$ dB at or below 2490.5 MHz. Mobile Satellite Service licensees operating on frequencies below 2495 MHz may also submit a documented interference complaint against BRS licensees operating on channel BRS Channel 1 on the same terms and conditions as adjacent channel BRS or EBS licensees.

FCC § 90.691

(a) Out-of-band emission requirement shall apply only to the "outer" channels included in an EA license and to spectrum adjacent to interior channels used by incumbent licensees. The emission limits are as follows:

(1) For any frequency removed from the EA licensee's frequency block by up to and including 37.5 kHz, the power of any emission shall be attenuated below the transmitter power (P) in watts by at least $116 \log_{10}(f/6.1)$ decibels or $50 + 10 \log_{10}(P)$ decibels or 80 decibels, whichever is the lesser attenuation, where f is the frequency removed from the center of the outer channel in the block in kilohertz and where f is greater than 12.5 kHz.

(2) For any frequency removed from the EA licensee's frequency block greater than 37.5 kHz, the power of any emission shall be attenuated below the transmitter power (P) in watts by at least $43 + 10\log_{10}(P)$

decibels or 80 decibels, whichever is the lesser attenuation, where f is the frequency removed from the center of the outer channel in the block in kilohertz and where f is greater than 37.5 kHz.

(b) When an emission outside of the authorized bandwidth causes harmful interference, the Commission may, at its discretion, require greater attenuation than specified in this section.

5.5.2 Test Setup

The section 4.4.1 (Diagram 1) test setup description was used for this test. The photo of test setup please refer to ANNEX B.

5.5.3 Test Procedure

The level of the carrier and the various conducted spurious and harmonic frequencies is measured by means of a calibrated spectrum analyzer. The spectrum is scanned from the lowest frequency generated in the equipment up to a frequency including its 10th harmonic. On any frequency outside a licensee's frequency block, the power of any emission shall be attenuated below the transmitter power (P) by at least $43 + 10 \log(P)$ dB. Compliance with these provisions is based on the use of measurement instrumentation employing a resolution bandwidth of 1 MHz or greater. However, in the 1 MHz bands immediately outside and adjacent to the frequency blocks a resolution bandwidth of at least one percent of the emission bandwidth of the fundamental emission of the transmitter may be employed. The emission bandwidth is defined as the width of the signal between two points, one below the carrier center frequency and one above the carrier center frequency, outside of which all emissions are attenuated at least 26 dB below the transmitter power.

1. The EUT is coupled to the system simulator and spectrum analyzer; the RF load attached to EUT antenna terminal is 50Ohm; the path loss as the factor is calibrated to correct the reading.
2. CMW500 is used to establish communication with the EUT, and its parameters are set to force the EUT transmitting at maximum output power.
3. The RF output of the transmitter is connected to the input of the spectrum analyzer through sufficient attenuation.
4. Spurious emissions are tested with 0.001MHz RBW for frequency less than 150kHz, 0.01MHz RBW for frequency less than 30MHz, 0.1MHz RBW for frequency less than 1GHz, and 1MHz RBW for frequency above 1GHz. And sweep point number are at least 401, referring to following formula.

Sweep point number = Span/RBW

VBW=3*RBW

Detector Mode=mean or average power

5. Record the frequencies and levels of spurious emissions.

5.5.4 Test Result

Please refer to ANNEX A.5.

5.6 Band Edge

5.6.1 Limit

FCC § 2.1051 & 22.917(a) & 24.238(a) & 27.53(c) & 27.53(g) & 27.53(h) & 27.53(m) & 90.691

In the 1 MHz bands immediately outside and adjacent to the frequency block, a resolution bandwidth of at least one percent of the emission bandwidth of the fundamental emission of the transmitter may be employed.

The emission bandwidth is defined as the width of the signal between two points, one below the carrier center frequency and one above the carrier center frequency, outside of which all emissions are attenuated at least 26 dB below the transmitter power.

FCC § 22.917(a) & 24.238(a)

The power of any emission outside of the authorized operating frequency ranges must be attenuated below the transmitting power (P) by a factor of at least $43 + 10 \log(P)$ dB. This is calculated to be -13 dBm.

FCC § 27.53(c)

For operations in the 746–758 MHz band and the 776–788 MHz band, the power of any emission outside the licensee's frequency band(s) of operation shall be attenuated below the transmitter power (P) within the licensed band(s) of operation, measured in watts, in accordance with the following:

(1) On any frequency outside the 746–758 MHz band, the power of any emission shall be attenuated outside the band below the transmitter power (P) by at least $43 + 10 \log(P)$ dB;

(2) On any frequency outside the 776–788 MHz band, the power of any emission shall be attenuated outside the band below the transmitter power (P) by at least $43 + 10 \log(P)$ dB;

(3) On all frequencies between 763–775 MHz and 793–805 MHz, by a factor not less than $76 + 10 \log(P)$ dB in a 6.25 kHz band segment, for base and fixed stations;

(4) On all frequencies between 763–775 MHz and 793–805 MHz, by a factor not less than $65 + 10 \log(P)$ dB in a 6.25 kHz band segment, for mobile and portable stations;

(5) Compliance with the provisions of paragraphs (c)(1) and (c)(2) of this section is based on the use of measurement instrumentation employing a resolution bandwidth of 100 kHz or greater.

However, in the 100 kHz bands immediately outside and adjacent to the frequency block, a resolution bandwidth of at least 30 kHz may be employed;

(6) Compliance with the provisions of paragraphs (c)(3) and (c)(4) of this section is based on the use of measurement instrumentation such that the reading taken with any resolution bandwidth setting should be adjusted to indicate spectral energy in a 6.25 kHz segment.

FCC § 27.53(g)

For operations in the 600MHz band and the 698-746MHz band, the power of any emission outside a

licensee's frequency band(s) of operation shall be attenuated below the transmitter power (P) within the licensed band(s) of operation, measured in watts, by at least $43+10\log(P)$ dB. Compliance with this provision is based on the use of measurement instrumentation employing a resolution bandwidth of 100 kHz bands immediately outside and adjacent to a licensee's frequency block, a resolution bandwidth of at least 30 kHz may be employed.

FCC § 27.53(h) (1)

Except as otherwise specified below, for operations in the 1695-1710 MHz, 1710-1755 MHz, 1755-1780 MHz, 1915-1920 MHz, 1995-2000 MHz, 2000-2020 MHz, 2110-2155 MHz, 2155-2180 MHz, and 2180-2200 bands, the power of any emission outside a licensee's frequency block shall be attenuated below the transmitter power (P) in watts by at least $43 + 10 \log_{10}(P)$ dB.

FCC § 27.53(m) (4)

For mobile digital stations (BRS and EBS stations), the attenuation factor shall be not less than:

- $40+10\log P$ dB (-10 dBm, 100 nW) on all frequencies between the channel edge and 5 MHz from the channel edge.
- $43+10\log P$ dB (-13 dBm, 50 nW) on all frequencies between 5 MHz and X MHz from the channel edge,
- $55+10\log P$ dB (-25 dBm, 3 nW) on all frequencies more than X MHz from the channel edge, where X is the greater of 6 MHz or the actual emission bandwidth (26 dB).

In addition, the attenuation factor shall not be less than $43 + 10 \log (P)$ dB on all frequencies between 2490.5 MHz and 2496 MHz and $55 + 10 \log (P)$ dB at or below 2490.5 MHz. Mobile Satellite Service licensees operating on frequencies below 2495 MHz may also submit a documented interference complaint against BRS licensees operating on channel BRS Channel 1 on the same terms and conditions as adjacent channel BRS or EBS licensees.

FCC § 90.691

(a) Out-of-band emission requirement shall apply only to the "outer" channels included in an EA license and to spectrum adjacent to interior channels used by incumbent licensees. The emission limits are as follows:

(1) For any frequency removed from the EA licensee's frequency block by up to and including 37.5 kHz, the power of any emission shall be attenuated below the transmitter power (P) in watts by at least $116 \log_{10}(f/6.1)$ decibels or $50 + 10 \log_{10}(P)$ decibels or 80 decibels, whichever is the lesser attenuation, where f is the frequency removed from the center of the outer channel in the block in kilohertz and where f is greater than 12.5 kHz.

(2) For any frequency removed from the EA licensee's frequency block greater than 37.5 kHz, the power of any emission shall be attenuated below the transmitter power (P) in watts by at least $43 + 10 \log_{10}(P)$ decibels or 80 decibels, whichever is the lesser attenuation, where f is the frequency removed from the center of the outer channel in the block in kilohertz and where f is greater than 37.5 kHz.

(b) When an emission outside of the authorized bandwidth causes harmful interference, the Commission may, at its discretion, require greater attenuation than specified in this section.

5.6.2 Test Setup

The section 4.4.1 (Diagram 1) test setup description was used for this test. The photo of test setup please refer to ANNEX B.

5.6.3 Test Procedure

The EUT, which is powered by the Battery, is coupled to the Spectrum Analyzer (SA) and the System Simulator (SS) with attenuators through the Power Splitter; the RF load attached to the EUT antenna terminal is 50 Ohm; the path loss as the factor is calibrated to correct the reading.

1. The EUT is coupled to the system simulator and spectrum analyzer; the RF load attached to EUT antenna terminal is 50 Ohm; the path loss as the factor is calibrated to correct the reading.
2. CMW500 is used to establish communication with the EUT, and its parameters are set to force the EUT transmitting at maximum output power.
3. The RF output of the transmitter is connected to the input of the spectrum analyzer through sufficient attenuation.
4. The center of the spectrum analyzer was set to block edge frequency.
5. Band edge are tested with 1%*cBW (RBW), and sweep point number referred to following formula.

$$\text{Sweep point number} = 2 * \text{Span} / \text{RBW}$$

$$\text{VBW} = 3 \text{RBW}$$

6. Record the frequencies and levels of spurious emissions.

For mobile and portable stations, on all frequencies between 763–775 MHz and 793–805 MHz, by a factor not less than $65 + 10 \log(P)$ dB in a 6.25 kHz band segment. Since it was not possible to set the resolution bandwidth to 6.25 kHz with the available equipment, a bandwidth of 10 kHz was used instead to show compliance. By using a 10 kHz bandwidth on the spectrum analyzer.

$$10 * \log(10 \text{ kHz} / 6.25 \text{ kHz}) = 2.04 \text{ dB}$$

$$\text{Limit Line} = -35 \text{ dBm} + 2.04 \text{ dB} = -32.96 \text{ dBm}$$

5.6.4 Test Result

Please refer to ANNEX A.6.

5.7 Field Strength of Spurious Radiation

5.7.1 Limit

FCC § 2.1053 & 22.917(a) & 24.238(a) & 27.53(c) & 27.53(f) & 27.53(g) & 27.53(h) & 27.53(m) & 90.691

FCC § 22.917(a) & 24.238(a)

The power of any emission outside of the authorized operating frequency ranges must be attenuated below the transmitting power (P) by a factor of at least $43+10*\log(P)$ dB. This is calculated to be -13 dBm.

FCC § 27.53(c)

For operations in the 746–758 MHz band and the 776–788 MHz band, the power of any emission outside the licensee's frequency band(s) of operation shall be attenuated below the transmitter power (P) within the licensed band(s) of operation, measured in watts, in accordance with the following:

(1) On any frequency outside the 746–758 MHz band, the power of any emission shall be attenuated outside the

band below the transmitter power (P) by at least $43 + 10 \log (P)$ dB;

(2) On any frequency outside the 776–788 MHz band, the power of any emission shall be attenuated outside the

band below the transmitter power (P) by at least $43 + 10 \log (P)$ dB;

(3) On all frequencies between 763–775 MHz and 793–805 MHz, by a factor not less than $76 + 10 \log (P)$ dB in a 6.25 kHz band segment, for base and fixed stations;

(4) On all frequencies between 763–775 MHz and 793–805 MHz, by a factor not less than $65 + 10 \log (P)$ dB in a 6.25 kHz band segment, for mobile and portable stations;

(5) Compliance with the provisions of paragraphs (c)(1) and (c)(2) of this section is based on the use of measurement instrumentation employing a resolution bandwidth of 100 kHz or greater.

However, in the 100 kHz bands immediately outside and adjacent to the frequency block, a resolution bandwidth

of at least 30 kHz may be employed;

(6) Compliance with the provisions of paragraphs (c)(3) and (c)(4) of this section is based on the use of measurement instrumentation such that the reading taken with any resolution bandwidth setting should be adjusted to indicate spectral energy in a 6.25 kHz segment.

FCC § 27.53(f)

For operations in the 746–758 MHz, 775–788 MHz, and 805–806 MHz bands, emissions in the band 1559–1610 MHz shall be limited to -70 dBW/MHz equivalent isotropically radiated power (EIRP) for wideband signals, and -80 dBW EIRP for discrete emissions of less than 700 Hz bandwidth. For the purpose of equipment authorization, a transmitter shall be tested with an antenna that is representative of the type that will be used with the equipment in normal operation.

FCC § 27.53(g)

For operations in the 600MHz band and the 698-746MHz band, the power of any emission outside a licensee's frequency band(s) of operation shall be attenuated below the transmitter power (P) within the licensed band(s) of operation, measured in watts, by at least $43+10*\log(P)$ dB. Compliance with this

provision is based on the use of measurement instrumentation employing a resolution bandwidth of 100 kHz bands immediately outside and adjacent to a licensee's frequency block, a resolution bandwidth of at least 30 kHz may be employed.

FCC § 27.53(h) (1)

Except as otherwise specified below, for operations in the 1695-1710 MHz, 1710-1755 MHz, 1755-1780 MHz, 1915-1920 MHz, 1995-2000 MHz, 2000-2020 MHz, 2110-2155 MHz, 2155-2180 MHz, and 2180-2200 bands, the power of any emission outside a licensee's frequency block shall be attenuated below the transmitter power (P) in watts by at least $43 + 10 \log_{10}(P)$ dB. .

FCC § 27.53(m) (4)

For mobile digital stations (BRS and EBS stations), the attenuation factor shall be not less than:

- $40 + 10 \log P$ dB (–10 dBm, 100 nW) on all frequencies between the channel edge and 5 MHz from the channel edge.
- $43 + 10 \log P$ dB (–13 dBm, 50 nW) on all frequencies between 5 MHz and X MHz from the channel edge,
- $55 + 10 \log P$ dB (–25 dBm, 3 nW) on all frequencies more than X MHz from the channel edge, where X is the greater of 6 MHz or the actual emission bandwidth (26 dB).

In addition, the attenuation factor shall not be less than $43 + 10 \log(P)$ dB on all frequencies between 2490.5 MHz and 2496 MHz and $55 + 10 \log(P)$ dB at or below 2490.5 MHz. Mobile Satellite Service licensees operating on frequencies below 2495 MHz may also submit a documented interference complaint against BRS licensees operating on channel BRS Channel 1 on the same terms and conditions as adjacent channel BRS or EBS licensees.

FCC § 90.691

(a) Out-of-band emission requirement shall apply only to the “outer” channels included in an EA license and to spectrum adjacent to interior channels used by incumbent licensees. The emission limits are as follows:

(1) For any frequency removed from the EA licensee's frequency block by up to and including 37.5 kHz, the power of any emission shall be attenuated below the transmitter power (P) in watts by at least $116 \log_{10}(f/6.1)$ decibels or $50 + 10 \log_{10}(P)$ decibels or 80 decibels, whichever is the lesser attenuation, where f is the frequency removed from the center of the outer channel in the block in kilohertz and where f is greater than 12.5 kHz.

(2) For any frequency removed from the EA licensee's frequency block greater than 37.5 kHz, the power of any emission shall be attenuated below the transmitter power (P) in watts by at least $43 + 10 \log_{10}(P)$ decibels or 80 decibels, whichever is the lesser attenuation, where f is the frequency removed from the center of the outer channel in the block in kilohertz and where f is greater than 37.5 kHz.

(b) When an emission outside of the authorized bandwidth causes harmful interference, the Commission may, at its discretion, require greater attenuation than specified in this section.

5.7.2 Test Setup

The section 4.4.3 and 4.4.4 (Diagram 3, 4) test setup description was used for this test. The photo of test setup please refer to ANNEX B.

5.7.3 Test Procedure

1. On a test site, the EUT shall be placed at 80cm height on a turn table, and in the position close to normal use as declared by the applicant.
2. The test antenna shall be oriented initially for vertical polarization located 3 m from EUT to correspond to the fundamental frequency of the transmitter.
3. The output of the test antenna shall be connected to the measuring receiver and the peak detector is used for the measurement.
4. During the measurement of the EUT, the resolution bandwidth was to 1 MHz and the average bandwidth was set to 1 MHz.
5. The transmitter shall be switched on; the measuring receiver shall be tuned to the frequency of the transmitter under test.
6. The test antenna shall be raised and lowered through the specified range of height until the maximum signal level is detected by the measuring receiver.
7. The transmitter shall be rotated through 360° in the horizontal plane, until the maximum signal level is detected by the measuring receiver.
8. The test antenna shall be raised and lowered again through the specified range of height until the maximum signal level is detected by the measuring receiver.
9. The maximum signal level detected by the measuring receiver shall be noted.
10. The EUT was replaced by half-wave dipole (824 ~ 849 MHz) or horn antenna (1 850 ~ 1 910 MHz) connected to a signal generator.
11. In necessary, the input attenuator setting on the measuring receiver shall be adjusted in order to increase the sensitivity of the measuring receiver.
12. The test antenna shall be raised and lowered through the specified range of height to ensure that the maximum signal is received.

13. The input signal to the substitution antenna shall be adjusted to the level that produces a level detected by the measuring receiver, which is equal to the level noted while the transmitter radiated power was measured, corrected for the change of input attenuator setting of the measuring receiver.
14. The input level to the substitution antenna shall be recorded as power level in dBm, corrected for any change of input attenuator setting of the measuring receiver.
15. The measurement shall be repeated with the test antenna and the substitution antenna orientated for horizontal polarization.

Final measurement calculation as below:

The relevant equation for determining the ERP/EIRP from the radiated RF output power is:

$$\text{ERP/EIRP (dBm)} = \text{SA Read Value (dBm)} + \text{Correction Factor (dB)}$$

where:

ERP/EIRP = effective or equivalent radiated power, in dBm;

SA Read Value = measured transmitter power received by EMI receiver or spectrum analyzer, in dBm;

Correction Factor = total correction factor including cable loss, in dB;

During the test, the data of Correction Factor (dB) is added in the EMI receiver or spectrum analyzer, so SA Read Value (dBm) is the final values which contains the data of Correction Factor (dB).

For example:

In the ERP test, when SA read value for GSM850 is 21dBm, and correction factor is 8dB, then final ERP value for GSM850 is:

$$\text{ERP (dBm)} = 21\text{dBm} + 8\text{dB} = 29\text{dBm}$$

5.7.4 Test Result

Please refer to ANNEX A.7.

ANNEX A TEST RESULTS

A.1 Transmitter Radiated Power (EIRP/ERP)

GSM Mode Test Data

Test Band	Test Channel	Conducted Output Peak Power (dBm)	Antenna Gain (dBi)	Antenna Gain (dBd)	ERP (dBm)	ERP (W)	Limit (W)	Verdict
GPRS 850	LCH	32.69	0.11	-2.04	30.65	1.16	7.00	Pass
	MCH	32.36	0.11	-2.04	30.32	1.08	7.00	Pass
	HCH	31.88	0.11	-2.04	29.84	0.96	7.00	Pass
EGPRS 850	LCH	26.07	0.11	-2.04	24.03	0.25	7.00	Pass
	MCH	26.33	0.11	-2.04	24.29	0.27	7.00	Pass
	HCH	26.91	0.11	-2.04	24.87	0.31	7.00	Pass

Test Band	Test Channel	Conducted Output Peak Power (dBm)	Antenna Gain (dBi)	EIRP (dBm)	EIRP (W)	Limit (W)	Verdict
GPRS 1900	LCH	31.49	1.25	32.74	1.88	2.00	Pass
	MCH	31.34	1.25	32.59	1.82	2.00	Pass
	HCH	30.66	1.25	31.91	1.55	2.00	Pass
EGPRS 1900	LCH	27.94	1.25	29.19	0.83	2.00	Pass
	MCH	27.22	1.25	28.47	0.70	2.00	Pass
	HCH	26.63	1.25	27.88	0.61	2.00	Pass

Note 1: For the GPRS and EGPRS mode, all slots were tested and just the worst data were recorded in this table.

Note 2: $ERP/EIRP = P_{Meas} + GT - LC$

ERP/EIRP = effective or equivalent radiated power, respectively (expressed in the same units as P_{Meas} , typically dBW or dBm);

P_{Meas} = measured transmitter output power or PSD, in dBm or dBW;

GT = gain of the transmitting antenna, in dBd (ERP) or dBi (EIRP);

LC = signal attenuation in the connecting cable between the transmitter and antenna, in dB.

ERP = EIRP – 2.15; where ERP and EIRP are expressed in consistent units.

Note 3: Set PCL to 5 for GPRS 850 (power class 4) and 0 for GSM/GPRS 1900 (power class 1).

Set PCL to 8 for EGPRS850 (power class E2) and 2 for EGPRS1900 (power class E2).

GPRS Conducted Output Power

Band	Channel	Conducted Output Peak Power							
		1 Slot (dBm)	1 Slot (W)	2 Slots (dBm)	2 Slots (W)	3 Slots (dBm)	3 Slots (W)	4 Slots (dBm)	4 Slots (W)
GPRS 850	LCH	32.69	1.86	30.71	1.18	29.54	0.90	28.34	0.68
	MCH	32.36	1.72	30.86	1.22	29.85	0.97	28.96	0.79
	HCH	31.88	1.54	30.65	1.16	29.70	0.93	28.65	0.73
GPRS 1900	LCH	31.49	1.41	30.64	1.16	28.72	0.74	27.16	0.52
	MCH	31.34	1.36	30.04	1.01	28.19	0.66	26.80	0.48
	HCH	30.66	1.16	29.33	0.86	27.46	0.56	26.05	0.40

EGPRS Conducted Output Power

Band	Channel	Conducted Output Peak Power							
		1 Slot (dBm)	1 Slot (W)	2 Slots (dBm)	2 Slots (W)	3 Slots (dBm)	3 Slots (W)	4 Slots (dBm)	4 Slots (W)
EGPRS 850	LCH	26.07	0.40	24.91	0.31	23.2	0.21	22.07	0.16
	MCH	26.33	0.43	25.12	0.33	23.46	0.22	22.45	0.18
	HCH	26.91	0.49	26.41	0.44	23.46	0.22	22.40	0.17
EGPRS 1900	LCH	27.94	0.62	27.15	0.52	25.90	0.39	24.61	0.29
	MCH	27.22	0.53	26.41	0.44	25.12	0.33	24.06	0.25
	HCH	26.63	0.46	25.86	0.39	24.71	0.30	23.27	0.21

WCDMA Mode Test Data

Test Band	Test Channel	Conducted Output AV Power (dBm)	Antenna Gain (dBi)	EIRP (dBm)	EIRP (W)	Limit (W)	Verdict
WCDMA Band 2	LCH	24.26	1.25	25.51	0.36	2.00	Pass
	MCH	23.81	1.25	25.06	0.32	2.00	Pass
	HCH	24.08	1.25	25.33	0.34	2.00	Pass
HSDPA Band 2	LCH	24.01	1.25	25.26	0.34	2.00	Pass
	MCH	23.79	1.25	25.04	0.32	2.00	Pass
	HCH	22.52	1.25	23.77	0.24	2.00	Pass
HSUPA Band 2	LCH	23.39	1.25	24.64	0.29	2.00	Pass
	MCH	23.51	1.25	24.76	0.30	2.00	Pass
	HCH	22.35	1.25	23.60	0.23	2.00	Pass

Test Band	Test Channel	Conducted Output AV Power (dBm)	Antenna Gain (dBi)	EIRP (dBm)	EIRP (W)	Limit (W)	Verdict
WCDMA Band 4	LCH	22.50	1.06	23.56	0.23	1.00	Pass
	MCH	23.02	1.06	24.08	0.26	1.00	Pass
	HCH	23.63	1.06	24.69	0.29	1.00	Pass
HSDPA Band 4	LCH	21.87	1.06	22.93	0.20	1.00	Pass
	MCH	22.99	1.06	24.05	0.25	1.00	Pass
	HCH	22.92	1.06	23.98	0.25	1.00	Pass
HSUPA Band 4	LCH	21.89	1.06	21.92	0.16	1.00	Pass
	MCH	21.95	1.06	22.00	0.16	1.00	Pass
	HCH	22.58	1.06	22.35	0.17	1.00	Pass

Test Band	Test Channel	Conducted Output AV Power (dBm)	Antenna Gain (dBi)	Antenna Gain (dBd)	ERP (dBm)	ERP (W)	Limit (W)	Verdict
WCDMA Band 5	LCH	20.90	0.11	-2.04	18.86	0.08	7.00	Pass
	MCH	21.03	0.11	-2.04	18.99	0.08	7.00	Pass
	HCH	22.17	0.11	-2.04	20.13	0.10	7.00	Pass
HSDPA Band 5	LCH	20.86	0.11	-2.04	18.82	0.08	7.00	Pass
	MCH	20.94	0.11	-2.04	18.90	0.08	7.00	Pass
	HCH	21.29	0.11	-2.04	19.25	0.08	7.00	Pass
HSUPA Band 5	LCH	20.72	0.11	-2.04	18.68	0.07	7.00	Pass
	MCH	20.77	0.11	-2.04	18.73	0.07	7.00	Pass
	HCH	21.10	0.11	-2.04	19.06	0.08	7.00	Pass

Note 1: For the HSDPA and HSUPA mode, all subtests were tested and just the worst data were recorded in this table.

Note 2: $ERP/EIRP = P_{Meas} + GT - LC$

ERP/EIRP = effective or equivalent radiated power, respectively (expressed in the same units as P_{Meas} , typically dBW or dBm);

P_{Meas} = measured transmitter output power or PSD, in dBm or dBW;

GT = gain of the transmitting antenna, in dBd (ERP) or dBi (EIRP);

LC = signal attenuation in the connecting cable between the transmitter and antenna, in dB.

$ERP = EIRP - 2.15$; where ERP and EIRP are expressed in consistent units.

HSDPA Conducted Output Power

Band	Channel	Conducted Output Average Power							
		Subtest1		Subtest2		Subtest3		Subtest4	
		(dBm)	(W)	(dBm)	(W)	(dBm)	(W)	(dBm)	(W)
HSDPA Band 2	LCH	23.25	0.21	24.01	0.25	23.93	0.25	23.93	0.25
	MCH	23.73	0.24	23.79	0.24	22.71	0.19	22.63	0.18
	HCH	22.35	0.17	22.52	0.18	22.09	0.16	22.00	0.16
HSDPA Band 4	LCH	21.50	0.14	21.87	0.15	21.38	0.14	21.37	0.14
	MCH	22.88	0.19	22.99	0.20	22.54	0.18	22.56	0.18
	HCH	22.78	0.19	22.92	0.20	22.48	0.18	22.50	0.18
HSDPA Band 5	LCH	20.63	0.12	20.86	0.12	20.35	0.11	20.44	0.11
	MCH	20.82	0.12	20.94	0.12	20.46	0.11	20.46	0.11
	HCH	21.13	0.13	21.29	0.13	20.80	0.12	20.81	0.12

HSUPA Conducted Output Power

Band	Channel	Conducted Output Average Power									
		Subtest1		Subtest2		Subtest3		Subtest4		Subtest5	
		(dBm)	(W)	(dBm)	(W)	(dBm)	(W)	(dBm)	(W)	(dBm)	(W)
HSUPA Band 2	LCH	23.31	0.21	23.04	0.20	22.19	0.17	23.39	0.22	23.31	0.21
	MCH	22.60	0.18	22.72	0.19	21.63	0.15	22.95	0.20	23.51	0.22
	HCH	22.10	0.16	21.86	0.15	21.07	0.13	21.80	0.15	22.35	0.17
HSUPA Band 4	LCH	21.56	0.14	21.18	0.13	20.63	0.12	21.89	0.15	21.52	0.14
	MCH	21.44	0.14	20.98	0.13	20.42	0.11	21.95	0.16	21.79	0.15
	HCH	22.58	0.18	21.48	0.14	20.78	0.12	22.18	0.17	21.71	0.15
HSUPA Band 5	LCH	20.72	0.12	19.64	0.09	18.31	0.07	19.83	0.10	20.68	0.12
	MCH	20.02	0.10	18.65	0.07	19.88	0.10	19.93	0.10	20.77	0.12
	HCH	21.10	0.13	19.72	0.09	18.90	0.08	20.63	0.12	21.06	0.13

LTE Mode Test Data

Test BW	Test Channel	Test Mode	Test RB (Size#Offset)	Conducted Output AV Power (dBm)	Antenna Gain (dBi)	EIRP (dBm)	EIRP (W)	Limit (W)	Verdict
LTE BAND2									
1.4 MHz	LCH	QPSK	RB1#0	24.68	1.25	25.93	0.39	2.00	Pass
			RB1#3	24.73	1.25	25.98	0.40	2.00	Pass
			RB1#5	24.68	1.25	25.93	0.39	2.00	Pass
			RB3#0	24.73	1.25	25.98	0.40	2.00	Pass
			RB3#2	24.75	1.25	26.00	0.40	2.00	Pass
			RB3#3	24.70	1.25	25.95	0.39	2.00	Pass
		16-QAM	RB6#0	23.81	1.25	25.06	0.32	2.00	Pass
			RB1#0	23.44	1.25	24.69	0.29	2.00	Pass
			RB1#3	23.62	1.25	24.87	0.31	2.00	Pass
			RB1#5	23.66	1.25	24.91	0.31	2.00	Pass
			RB3#0	23.88	1.25	25.13	0.33	2.00	Pass
			RB3#2	23.82	1.25	25.07	0.32	2.00	Pass
	MCH	QPSK	RB3#3	23.77	1.25	25.02	0.32	2.00	Pass
			RB6#0	22.67	1.25	23.92	0.25	2.00	Pass
			RB1#0	24.28	1.25	25.53	0.36	2.00	Pass
			RB1#3	24.41	1.25	25.66	0.37	2.00	Pass
			RB1#5	24.31	1.25	25.56	0.36	2.00	Pass
			RB3#0	24.23	1.25	25.48	0.35	2.00	Pass
		16-QAM	RB3#2	24.31	1.25	25.56	0.36	2.00	Pass
			RB3#3	24.2	1.25	25.45	0.35	2.00	Pass
			RB6#0	23.40	1.25	24.65	0.29	2.00	Pass
			RB1#0	23.39	1.25	24.64	0.29	2.00	Pass
			RB1#3	23.43	1.25	24.68	0.29	2.00	Pass
			RB1#5	23.36	1.25	24.61	0.29	2.00	Pass
	HCH	QPSK	RB3#0	23.37	1.25	24.62	0.29	2.00	Pass
			RB3#2	23.53	1.25	24.78	0.30	2.00	Pass
			RB3#3	23.47	1.25	24.72	0.30	2.00	Pass
			RB6#0	22.34	1.25	23.59	0.23	2.00	Pass
			RB1#0	23.65	1.25	24.90	0.31	2.00	Pass
			RB1#3	23.66	1.25	24.91	0.31	2.00	Pass
16-QAM		RB1#5	23.71	1.25	24.96	0.31	2.00	Pass	
		RB1#3	22.35	1.25	23.60	0.23	2.00	Pass	

Test BW	Test Channel	Test Mode	Test RB (Size#Offset)	Conducted Output AV Power (dBm)	Antenna Gain (dBi)	EIRP (dBm)	EIRP (W)	Limit (W)	Verdict
LTE BAND2									
3 MHz			RB1#5	22.32	1.25	23.57	0.23	2.00	Pass
			RB3#0	22.55	1.25	23.80	0.24	2.00	Pass
			RB3#2	22.60	1.25	23.85	0.24	2.00	Pass
			RB3#3	22.53	1.25	23.78	0.24	2.00	Pass
			RB6#0	21.46	1.25	22.71	0.19	2.00	Pass
	LCH	QPSK	RB1#0	24.79	1.25	26.04	0.40	2.00	Pass
			RB1#7	24.78	1.25	26.03	0.40	2.00	Pass
			RB1#14	24.85	1.25	26.10	0.41	2.00	Pass
			RB8#0	23.81	1.25	25.06	0.32	2.00	Pass
			RB8#4	23.74	1.25	24.99	0.32	2.00	Pass
			RB8#7	23.82	1.25	25.07	0.32	2.00	Pass
		16-QAM	RB15#0	23.80	1.25	25.05	0.32	2.00	Pass
			RB1#0	23.68	1.25	24.93	0.31	2.00	Pass
			RB1#7	23.51	1.25	24.76	0.30	2.00	Pass
			RB1#14	23.73	1.25	24.98	0.31	2.00	Pass
			RB8#0	22.75	1.25	24.00	0.25	2.00	Pass
			RB8#4	22.80	1.25	24.05	0.25	2.00	Pass
		MCH	QPSK	RB8#7	22.80	1.25	24.05	0.25	2.00
	RB15#0			22.77	1.25	24.02	0.25	2.00	Pass
	RB1#0			24.3	1.25	25.55	0.36	2.00	Pass
	RB1#7			24.34	1.25	25.59	0.36	2.00	Pass
	RB1#14			24.32	1.25	25.57	0.36	2.00	Pass
	RB8#0			23.43	1.25	24.68	0.29	2.00	Pass
	16-QAM		RB8#4	23.38	1.25	24.63	0.29	2.00	Pass
			RB8#7	23.39	1.25	24.64	0.29	2.00	Pass
			RB15#0	23.41	1.25	24.66	0.29	2.00	Pass
			RB1#0	23.38	1.25	24.63	0.29	2.00	Pass
			RB1#7	23.17	1.25	24.42	0.28	2.00	Pass
RB1#14			23.01	1.25	24.26	0.27	2.00	Pass	
HCH	QPSK	RB8#0	22.26	1.25	23.51	0.22	2.00	Pass	
		RB8#4	22.24	1.25	23.49	0.22	2.00	Pass	
		RB8#7	22.16	1.25	23.41	0.22	2.00	Pass	
		RB15#0	22.28	1.25	23.53	0.23	2.00	Pass	
		RB1#0	23.68	1.25	24.93	0.31	2.00	Pass	
			RB1#7	23.61	1.25	24.86	0.31	2.00	Pass
			RB1#14	23.51	1.25	24.76	0.30	2.00	Pass
			RB8#0	22.50	1.25	23.75	0.24	2.00	Pass
			RB8#4	22.45	1.25	23.70	0.23	2.00	Pass

Test BW	Test Channel	Test Mode	Test RB (Size#Offset)	Conducted Output AV Power (dBm)	Antenna Gain (dBi)	EIRP (dBm)	EIRP (W)	Limit (W)	Verdict		
LTE BAND2											
		16-QAM	RB8#7	22.44	1.25	23.69	0.23	2.00	Pass		
			RB15#0	22.51	1.25	23.76	0.24	2.00	Pass		
			RB1#0	22.48	1.25	23.73	0.24	2.00	Pass		
			RB1#7	22.49	1.25	23.74	0.24	2.00	Pass		
			RB1#14	22.39	1.25	23.64	0.23	2.00	Pass		
			RB8#0	21.46	1.25	22.71	0.19	2.00	Pass		
			RB8#4	21.53	1.25	22.78	0.19	2.00	Pass		
			RB8#7	21.52	1.25	22.77	0.19	2.00	Pass		
					RB15#0	21.50	1.25	22.75	0.19	2.00	Pass
		5 MHz	LCH	QPSK	RB1#0	24.66	1.25	25.91	0.39	2.00	Pass
					RB1#13	24.71	1.25	25.96	0.39	2.00	Pass
					RB1#24	24.65	1.25	25.90	0.39	2.00	Pass
					RB12#0	23.75	1.25	25.00	0.32	2.00	Pass
					RB12#6	23.79	1.25	25.04	0.32	2.00	Pass
					RB12#13	23.67	1.25	24.92	0.31	2.00	Pass
RB25#0	23.66				1.25	24.91	0.31	2.00	Pass		
				16-QAM	RB1#0	23.26	1.25	24.51	0.28	2.00	Pass
					RB1#13	23.19	1.25	24.44	0.28	2.00	Pass
					RB1#24	23.08	1.25	24.33	0.27	2.00	Pass
					RB12#0	22.61	1.25	23.86	0.24	2.00	Pass
					RB12#6	22.63	1.25	23.88	0.24	2.00	Pass
					RB12#13	22.58	1.25	23.83	0.24	2.00	Pass
					RB25#0	22.69	1.25	23.94	0.25	2.00	Pass
	MCH		QPSK	RB1#0	24.18	1.25	25.43	0.35	2.00	Pass	
					RB1#13	24.27	1.25	25.52	0.36	2.00	Pass
					RB1#24	24.12	1.25	25.37	0.34	2.00	Pass
					RB12#0	23.32	1.25	24.57	0.29	2.00	Pass
					RB12#6	23.31	1.25	24.56	0.29	2.00	Pass
					RB12#13	23.26	1.25	24.51	0.28	2.00	Pass
					RB25#0	23.36	1.25	24.61	0.29	2.00	Pass
			16-QAM	RB1#0	23.07	1.25	24.32	0.27	2.00	Pass	
				RB1#13	22.87	1.25	24.12	0.26	2.00	Pass	
				RB1#24	22.85	1.25	24.10	0.26	2.00	Pass	
	HCH	QPSK	RB12#0	22.37	1.25	23.62	0.23	2.00	Pass		
				RB12#6	22.35	1.25	23.60	0.23	2.00	Pass	
				RB12#13	22.20	1.25	23.45	0.22	2.00	Pass	
				RB25#0	22.27	1.25	23.52	0.22	2.00	Pass	
			RB1#0	23.59	1.25	24.84	0.30	2.00	Pass		

Test BW	Test Channel	Test Mode	Test RB (Size#Offset)	Conducted Output AV Power (dBm)	Antenna Gain (dBi)	EIRP (dBm)	EIRP (W)	Limit (W)	Verdict		
LTE BAND2											
			RB1#13	23.47	1.25	24.72	0.30	2.00	Pass		
			RB1#24	23.47	1.25	24.72	0.30	2.00	Pass		
			RB12#0	22.65	1.25	23.90	0.25	2.00	Pass		
			RB12#6	22.51	1.25	23.76	0.24	2.00	Pass		
			RB12#13	22.47	1.25	23.72	0.24	2.00	Pass		
			RB25#0	22.55	1.25	23.80	0.24	2.00	Pass		
		16-QAM	RB1#0	22.46	1.25	23.71	0.23	2.00	Pass		
			RB1#13	22.52	1.25	23.77	0.24	2.00	Pass		
			RB1#24	22.25	1.25	23.50	0.22	2.00	Pass		
			RB12#0	21.58	1.25	22.83	0.19	2.00	Pass		
			RB12#6	21.51	1.25	22.76	0.19	2.00	Pass		
			RB12#13	21.48	1.25	22.73	0.19	2.00	Pass		
		10 MHz	LCH	QPSK	RB1#0	24.78	1.25	26.03	0.40	2.00	Pass
					RB1#25	24.76	1.25	26.01	0.40	2.00	Pass
RB1#49	24.60				1.25	25.85	0.38	2.00	Pass		
RB25#0	23.67				1.25	24.92	0.31	2.00	Pass		
RB25#13	23.61				1.25	24.86	0.31	2.00	Pass		
RB25#25	23.54				1.25	24.79	0.30	2.00	Pass		
16-QAM	RB50#0			23.56	1.25	24.81	0.30	2.00	Pass		
	RB1#0			23.62	1.25	24.87	0.31	2.00	Pass		
	RB1#25			23.59	1.25	24.84	0.30	2.00	Pass		
	RB1#49			23.35	1.25	24.60	0.29	2.00	Pass		
	RB25#0			22.63	1.25	23.88	0.24	2.00	Pass		
	RB25#13			22.54	1.25	23.79	0.24	2.00	Pass		
MCH	QPSK			RB25#25	22.55	1.25	23.80	0.24	2.00	Pass	
				RB50#0	22.56	1.25	23.81	0.24	2.00	Pass	
		RB1#0	24.33	1.25	25.58	0.36	2.00	Pass			
		RB1#25	24.38	1.25	25.63	0.37	2.00	Pass			
	16-QAM	RB1#49	24.17	1.25	25.42	0.35	2.00	Pass			
		RB25#0	23.23	1.25	24.48	0.28	2.00	Pass			
		RB25#13	23.29	1.25	24.54	0.28	2.00	Pass			
		RB25#25	23.16	1.25	24.41	0.28	2.00	Pass			
		RB50#0	23.17	1.25	24.42	0.28	2.00	Pass			
		RB1#0	23.15	1.25	24.40	0.28	2.00	Pass			
		RB1#25	23.31	1.25	24.56	0.29	2.00	Pass			
		RB1#49	23.07	1.25	24.32	0.27	2.00	Pass			
			RB25#0	22.24	1.25	23.49	0.22	2.00	Pass		

Test BW	Test Channel	Test Mode	Test RB (Size#Offset)	Conducted Output AV Power (dBm)	Antenna Gain (dBi)	EIRP (dBm)	EIRP (W)	Limit (W)	Verdict	
LTE BAND2										
15 MHz	HCH	QPSK	RB25#13	22.38	1.25	23.63	0.23	2.00	Pass	
			RB25#25	22.18	1.25	23.43	0.22	2.00	Pass	
			RB50#0	22.20	1.25	23.45	0.22	2.00	Pass	
		16-QAM	QPSK	RB1#0	23.84	1.25	25.09	0.32	2.00	Pass
				RB1#25	23.92	1.25	25.17	0.33	2.00	Pass
				RB1#49	23.74	1.25	24.99	0.32	2.00	Pass
			16-QAM	RB25#0	22.72	1.25	23.97	0.25	2.00	Pass
				RB25#13	22.69	1.25	23.94	0.25	2.00	Pass
				RB25#25	22.63	1.25	23.88	0.24	2.00	Pass
	RB50#0			22.72	1.25	23.97	0.25	2.00	Pass	
	RB1#0			22.74	1.25	23.99	0.25	2.00	Pass	
	RB1#25			22.71	1.25	23.96	0.25	2.00	Pass	
	LCH	QPSK	RB1#49	22.56	1.25	23.81	0.24	2.00	Pass	
			RB25#0	21.70	1.25	22.95	0.20	2.00	Pass	
			RB25#13	21.66	1.25	22.91	0.20	2.00	Pass	
			RB25#25	21.64	1.25	22.89	0.19	2.00	Pass	
			RB50#0	21.67	1.25	22.92	0.20	2.00	Pass	
			RB1#0	24.78	1.25	26.03	0.40	2.00	Pass	
		16-QAM	RB1#38	24.69	1.25	25.94	0.39	2.00	Pass	
			RB1#74	24.69	1.25	25.94	0.39	2.00	Pass	
			RB36#0	23.53	1.25	24.78	0.30	2.00	Pass	
RB36#19			23.53	1.25	24.78	0.30	2.00	Pass		
RB36#39			23.42	1.25	24.67	0.29	2.00	Pass		
RB75#0			23.47	1.25	24.72	0.30	2.00	Pass		
MCH	QPSK	RB1#0	23.69	1.25	24.94	0.31	2.00	Pass		
		RB1#38	23.51	1.25	24.76	0.30	2.00	Pass		
		RB1#74	23.43	1.25	24.68	0.29	2.00	Pass		
		RB36#0	22.57	1.25	23.82	0.24	2.00	Pass		
		RB36#19	22.58	1.25	23.83	0.24	2.00	Pass		
		RB36#39	22.55	1.25	23.80	0.24	2.00	Pass		
		RB75#0	22.59	1.25	23.84	0.24	2.00	Pass		
QPSK	RB1#0	24.21	1.25	25.46	0.35	2.00	Pass			
	RB1#38	24.26	1.25	25.51	0.36	2.00	Pass			
	RB1#74	24.12	1.25	25.37	0.34	2.00	Pass			
	RB36#0	23.27	1.25	24.52	0.28	2.00	Pass			
	RB36#19	23.29	1.25	24.54	0.28	2.00	Pass			
	RB36#39	23.18	1.25	24.43	0.28	2.00	Pass			
	RB75#0	23.20	1.25	24.45	0.28	2.00	Pass			

Test BW	Test Channel	Test Mode	Test RB (Size#Offset)	Conducted Output AV Power (dBm)	Antenna Gain (dBi)	EIRP (dBm)	EIRP (W)	Limit (W)	Verdict
LTE BAND2									
20 MHz	HCH	16-QAM	RB1#0	23.07	1.25	24.32	0.27	2.00	Pass
			RB1#38	23.17	1.25	24.42	0.28	2.00	Pass
			RB1#74	22.72	1.25	23.97	0.25	2.00	Pass
			RB36#0	22.17	1.25	23.42	0.22	2.00	Pass
			RB36#19	22.3	1.25	23.55	0.23	2.00	Pass
			RB36#39	22.15	1.25	23.40	0.22	2.00	Pass
			RB75#0	22.16	1.25	23.41	0.22	2.00	Pass
		QPSK	RB1#0	23.55	1.25	24.80	0.30	2.00	Pass
			RB1#38	23.56	1.25	24.81	0.30	2.00	Pass
			RB1#74	23.40	1.25	24.65	0.29	2.00	Pass
			RB36#0	22.69	1.25	23.94	0.25	2.00	Pass
			RB36#19	22.68	1.25	23.93	0.25	2.00	Pass
			RB36#39	22.58	1.25	23.83	0.24	2.00	Pass
			RB75#0	22.55	1.25	23.80	0.24	2.00	Pass
	16-QAM	RB1#0	22.66	1.25	23.91	0.25	2.00	Pass	
		RB1#38	22.67	1.25	23.92	0.25	2.00	Pass	
		RB1#74	22.43	1.25	23.68	0.23	2.00	Pass	
		RB36#0	21.70	1.25	22.95	0.20	2.00	Pass	
		RB36#19	21.69	1.25	22.94	0.20	2.00	Pass	
		RB36#39	21.62	1.25	22.87	0.19	2.00	Pass	
		RB75#0	21.65	1.25	22.90	0.19	2.00	Pass	
	LCH	QPSK	RB1#0	24.49	1.25	25.74	0.37	2.00	Pass
			RB1#50	24.55	1.25	25.80	0.38	2.00	Pass
			RB1#99	24.49	1.25	25.74	0.37	2.00	Pass
			RB50#0	23.45	1.25	24.70	0.30	2.00	Pass
			RB50#25	23.41	1.25	24.66	0.29	2.00	Pass
			RB50#50	23.53	1.25	24.78	0.30	2.00	Pass
			RB100#0	23.40	1.25	24.65	0.29	2.00	Pass
16-QAM		RB1#0	23.25	1.25	24.50	0.28	2.00	Pass	
		RB1#50	23.19	1.25	24.44	0.28	2.00	Pass	
		RB1#99	23.16	1.25	24.41	0.28	2.00	Pass	
		RB50#0	22.47	1.25	23.72	0.24	2.00	Pass	
		RB50#25	22.47	1.25	23.72	0.24	2.00	Pass	
		RB50#50	22.59	1.25	23.84	0.24	2.00	Pass	
		RB100#0	22.52	1.25	23.77	0.24	2.00	Pass	
MCH	QPSK	RB1#0	23.28	1.25	24.53	0.28	2.00	Pass	
		RB1#50	23.26	1.25	24.51	0.28	2.00	Pass	
		RB1#99	23.34	1.25	24.59	0.29	2.00	Pass	

Test BW	Test Channel	Test Mode	Test RB (Size#Offset)	Conducted Output AV Power (dBm)	Antenna Gain (dBi)	EIRP (dBm)	EIRP (W)	Limit (W)	Verdict		
LTE BAND2											
			RB50#0	23.33	1.25	24.58	0.29	2.00	Pass		
			RB50#25	23.32	1.25	24.57	0.29	2.00	Pass		
			RB50#50	23.31	1.25	24.56	0.29	2.00	Pass		
			RB100#0	23.29	1.25	24.54	0.28	2.00	Pass		
		16-QAM	RB1#0	23.28	1.25	24.53	0.28	2.00	Pass		
			RB1#50	23.28	1.25	24.53	0.28	2.00	Pass		
			RB1#99	23.27	1.25	24.52	0.28	2.00	Pass		
			RB50#0	23.26	1.25	24.51	0.28	2.00	Pass		
			RB50#25	23.26	1.25	24.51	0.28	2.00	Pass		
			RB50#50	23.25	1.25	24.50	0.28	2.00	Pass		
			RB100#0	23.24	1.25	24.49	0.28	2.00	Pass		
			HCH	QPSK	RB1#0	23.94	1.25	25.19	0.33	2.00	Pass
					RB1#50	24.05	1.25	25.30	0.34	2.00	Pass
					RB1#99	23.75	1.25	25.00	0.32	2.00	Pass
	RB50#0	22.78			1.25	24.03	0.25	2.00	Pass		
	RB50#25	22.88			1.25	24.13	0.26	2.00	Pass		
	RB50#50	22.80			1.25	24.05	0.25	2.00	Pass		
	RB100#0	22.77			1.25	24.02	0.25	2.00	Pass		
	16-QAM	RB1#0	22.66	1.25	23.91	0.25	2.00	Pass			
		RB1#50	22.71	1.25	23.96	0.25	2.00	Pass			
		RB1#99	22.25	1.25	23.50	0.22	2.00	Pass			
		RB50#0	21.69	1.25	22.94	0.20	2.00	Pass			
		RB50#25	21.76	1.25	23.01	0.20	2.00	Pass			
		RB50#50	21.70	1.25	22.95	0.20	2.00	Pass			
		RB100#0	21.77	1.25	23.02	0.20	2.00	Pass			

Test BW	Test Channel	Test Mode	Test RB (Size#Offset)	Conducted Output AV Power (dBm)	Antenna Gain (dBi)	EIRP (dBm)	EIRP (W)	Limit (W)	Verdict
LTE BAND4									
1.4 MHz	LCH	QPSK	RB1#0	23.38	1.06	24.44	0.28	1.00	Pass
			RB1#3	23.57	1.06	24.63	0.29	1.00	Pass
			RB1#5	23.48	1.06	24.54	0.28	1.00	Pass
			RB3#0	23.35	1.06	24.41	0.28	1.00	Pass
			RB3#2	23.47	1.06	24.53	0.28	1.00	Pass
			RB3#3	23.42	1.06	24.48	0.28	1.00	Pass
		RB6#0	22.47	1.06	23.53	0.23	1.00	Pass	
		16-QAM	RB1#0	22.25	1.06	23.31	0.21	1.00	Pass
			RB1#3	22.31	1.06	23.37	0.22	1.00	Pass
			RB1#5	22.32	1.06	23.38	0.22	1.00	Pass
			RB3#0	22.40	1.06	23.46	0.22	1.00	Pass
			RB3#2	22.51	1.06	23.57	0.23	1.00	Pass
	RB3#3		22.46	1.06	23.52	0.22	1.00	Pass	
	RB6#0	21.36	1.06	22.42	0.17	1.00	Pass		
	MCH	QPSK	RB1#0	23.64	1.06	24.70	0.30	1.00	Pass
			RB1#3	23.74	1.06	24.80	0.30	1.00	Pass
			RB1#5	23.66	1.06	24.72	0.30	1.00	Pass
			RB3#0	23.73	1.06	24.79	0.30	1.00	Pass
			RB3#2	23.80	1.06	24.86	0.31	1.00	Pass
			RB3#3	23.70	1.06	24.76	0.30	1.00	Pass
		RB6#0	22.84	1.06	23.90	0.25	1.00	Pass	
		16-QAM	RB1#0	22.68	1.06	23.74	0.24	1.00	Pass
			RB1#3	22.46	1.06	23.52	0.22	1.00	Pass
			RB1#5	22.61	1.06	23.67	0.23	1.00	Pass
			RB3#0	22.98	1.06	24.04	0.25	1.00	Pass
			RB3#2	22.91	1.06	23.97	0.25	1.00	Pass
	RB3#3		22.85	1.06	23.91	0.25	1.00	Pass	
	RB6#0	21.82	1.06	22.88	0.19	1.00	Pass		
	HCH	QPSK	RB1#0	23.73	1.06	24.79	0.30	1.00	Pass
			RB1#3	23.98	1.06	25.04	0.32	1.00	Pass
			RB1#5	23.93	1.06	24.99	0.32	1.00	Pass
			RB3#0	23.71	1.06	24.77	0.30	1.00	Pass
			RB3#2	23.85	1.06	24.91	0.31	1.00	Pass
			RB3#3	23.85	1.06	24.91	0.31	1.00	Pass
		RB6#0	22.89	1.06	23.95	0.25	1.00	Pass	
		16-QAM	RB1#0	22.68	1.06	23.74	0.24	1.00	Pass
RB1#3	22.93	1.06	23.99	0.25	1.00	Pass			

Test BW	Test Channel	Test Mode	Test RB (Size#Offset)	Conducted Output AV Power (dBm)	Antenna Gain (dBi)	EIRP (dBm)	EIRP (W)	Limit (W)	Verdict
LTE BAND4									
3 MHz			RB1#5	22.88	1.06	23.94	0.25	1.00	Pass
			RB3#0	22.82	1.06	23.88	0.24	1.00	Pass
			RB3#2	22.92	1.06	23.98	0.25	1.00	Pass
			RB3#3	22.93	1.06	23.99	0.25	1.00	Pass
			RB6#0	21.96	1.06	23.02	0.20	1.00	Pass
	LCH	QPSK	RB1#0	23.41	1.06	24.47	0.28	1.00	Pass
			RB1#7	23.48	1.06	24.54	0.28	1.00	Pass
			RB1#14	23.45	1.06	24.51	0.28	1.00	Pass
			RB8#0	22.46	1.06	23.52	0.22	1.00	Pass
			RB8#4	22.47	1.06	23.53	0.23	1.00	Pass
			RB8#7	22.49	1.06	23.55	0.23	1.00	Pass
		RB15#0	22.46	1.06	23.52	0.22	1.00	Pass	
		16-QAM	RB1#0	22.34	1.06	23.40	0.22	1.00	Pass
			RB1#7	22.14	1.06	23.20	0.21	1.00	Pass
			RB1#14	22.19	1.06	23.25	0.21	1.00	Pass
			RB8#0	21.51	1.06	22.57	0.18	1.00	Pass
			RB8#4	21.44	1.06	22.50	0.18	1.00	Pass
			RB8#7	21.50	1.06	22.56	0.18	1.00	Pass
	RB15#0	21.43	1.06	22.49	0.18	1.00	Pass		
	MCH	QPSK	RB1#0	23.83	1.06	24.89	0.31	1.00	Pass
			RB1#7	23.69	1.06	24.75	0.30	1.00	Pass
			RB1#14	23.67	1.06	24.73	0.30	1.00	Pass
			RB8#0	22.86	1.06	23.92	0.25	1.00	Pass
			RB8#4	22.90	1.06	23.96	0.25	1.00	Pass
			RB8#7	22.77	1.06	23.83	0.24	1.00	Pass
		RB15#0	22.86	1.06	23.92	0.25	1.00	Pass	
		16-QAM	RB1#0	22.71	1.06	23.77	0.24	1.00	Pass
			RB1#7	22.45	1.06	23.51	0.22	1.00	Pass
RB1#14			22.41	1.06	23.47	0.22	1.00	Pass	
RB8#0			21.85	1.06	22.91	0.20	1.00	Pass	
RB8#4			21.86	1.06	22.92	0.20	1.00	Pass	
RB8#7	21.83		1.06	22.89	0.19	1.00	Pass		
RB15#0	21.86	1.06	22.92	0.20	1.00	Pass			
HCH	QPSK	RB1#0	23.64	1.06	24.70	0.30	1.00	Pass	
		RB1#7	23.73	1.06	24.79	0.30	1.00	Pass	
		RB1#14	23.85	1.06	24.91	0.31	1.00	Pass	
		RB8#0	22.83	1.06	23.89	0.24	1.00	Pass	
		RB8#4	22.72	1.06	23.78	0.24	1.00	Pass	

Test BW	Test Channel	Test Mode	Test RB (Size#Offset)	Conducted Output AV Power (dBm)	Antenna Gain (dBi)	EIRP (dBm)	EIRP (W)	Limit (W)	Verdict		
LTE BAND4											
		16-QAM	RB8#7	22.76	1.06	23.82	0.24	1.00	Pass		
			RB15#0	22.80	1.06	23.86	0.24	1.00	Pass		
			RB1#0	22.74	1.06	23.80	0.24	1.00	Pass		
			RB1#7	22.61	1.06	23.67	0.23	1.00	Pass		
			RB1#14	22.72	1.06	23.78	0.24	1.00	Pass		
			RB8#0	21.75	1.06	22.81	0.19	1.00	Pass		
			RB8#4	21.69	1.06	22.75	0.19	1.00	Pass		
			RB8#7	21.74	1.06	22.80	0.19	1.00	Pass		
					RB15#0	21.76	1.06	22.82	0.19	1.00	Pass
		5 MHz	LCH	QPSK	RB1#0	23.26	1.06	24.32	0.27	1.00	Pass
					RB1#13	23.38	1.06	24.44	0.28	1.00	Pass
					RB1#24	23.35	1.06	24.41	0.28	1.00	Pass
					RB12#0	22.45	1.06	23.51	0.22	1.00	Pass
					RB12#6	22.52	1.06	23.58	0.23	1.00	Pass
					RB12#13	22.42	1.06	23.48	0.22	1.00	Pass
					RB25#0	22.44	1.06	23.50	0.22	1.00	Pass
				16-QAM	RB1#0	22.04	1.06	23.10	0.20	1.00	Pass
					RB1#13	21.95	1.06	23.01	0.20	1.00	Pass
					RB1#24	21.96	1.06	23.02	0.20	1.00	Pass
					RB12#0	21.27	1.06	22.33	0.17	1.00	Pass
					RB12#6	21.57	1.06	22.63	0.18	1.00	Pass
			RB12#13		21.54	1.06	22.60	0.18	1.00	Pass	
				RB25#0	21.46	1.06	22.52	0.18	1.00	Pass	
	MCH		QPSK	RB1#0	23.72	1.06	24.78	0.30	1.00	Pass	
					RB1#13	23.70	1.06	24.76	0.30	1.00	Pass
					RB1#24	23.65	1.06	24.71	0.30	1.00	Pass
					RB12#0	22.87	1.06	23.93	0.25	1.00	Pass
					RB12#6	22.90	1.06	23.96	0.25	1.00	Pass
					RB12#13	22.81	1.06	23.87	0.24	1.00	Pass
					RB25#0	22.85	1.06	23.91	0.25	1.00	Pass
				16-QAM	RB1#0	22.65	1.06	23.71	0.23	1.00	Pass
					RB1#13	22.50	1.06	23.56	0.23	1.00	Pass
					RB1#24	22.29	1.06	23.35	0.22	1.00	Pass
			RB12#0		21.57	1.06	22.63	0.18	1.00	Pass	
			RB12#6		21.63	1.06	22.69	0.19	1.00	Pass	
		RB12#13	21.47		1.06	22.53	0.18	1.00	Pass		
			RB25#0	21.82	1.06	22.88	0.19	1.00	Pass		
	HCH	QPSK	RB1#0	23.62	1.06	24.68	0.29	1.00	Pass		

Test BW	Test Channel	Test Mode	Test RB (Size#Offset)	Conducted Output AV Power (dBm)	Antenna Gain (dBi)	EIRP (dBm)	EIRP (W)	Limit (W)	Verdict
LTE BAND4									
			RB1#13	23.69	1.06	24.75	0.30	1.00	Pass
			RB1#24	23.85	1.06	24.91	0.31	1.00	Pass
			RB12#0	22.82	1.06	23.88	0.24	1.00	Pass
			RB12#6	22.80	1.06	23.86	0.24	1.00	Pass
			RB12#13	22.85	1.06	23.91	0.25	1.00	Pass
			RB25#0	22.82	1.06	23.88	0.24	1.00	Pass
		16-QAM	RB1#0	22.67	1.06	23.73	0.24	1.00	Pass
			RB1#13	22.52	1.06	23.58	0.23	1.00	Pass
			RB1#24	22.69	1.06	23.75	0.24	1.00	Pass
			RB12#0	21.89	1.06	22.95	0.20	1.00	Pass
			RB12#6	21.86	1.06	22.92	0.20	1.00	Pass
			RB12#13	21.79	1.06	22.85	0.19	1.00	Pass
			RB25#0	21.83	1.06	22.89	0.19	1.00	Pass
			10 MHz	LCH	QPSK	RB1#0	23.52	1.06	24.58
RB1#25	23.65	1.06				24.71	0.30	1.00	Pass
RB1#49	23.60	1.06				24.66	0.29	1.00	Pass
RB25#0	22.55	1.06				23.61	0.23	1.00	Pass
RB25#13	22.55	1.06				23.61	0.23	1.00	Pass
RB25#25	22.45	1.06				23.51	0.22	1.00	Pass
RB50#0	22.53	1.06				23.59	0.23	1.00	Pass
16-QAM	RB1#0	22.32			1.06	23.38	0.22	1.00	Pass
	RB1#25	22.38			1.06	23.44	0.22	1.00	Pass
	RB1#49	22.40			1.06	23.46	0.22	1.00	Pass
	RB25#0	21.56			1.06	22.62	0.18	1.00	Pass
	RB25#13	21.53			1.06	22.59	0.18	1.00	Pass
	RB25#25	21.48			1.06	22.54	0.18	1.00	Pass
	RB50#0	21.53			1.06	22.59	0.18	1.00	Pass
10 MHz	MCH	QPSK	RB1#0	23.58	1.06	24.64	0.29	1.00	Pass
			RB1#25	23.90	1.06	24.96	0.31	1.00	Pass
			RB1#49	23.55	1.06	24.61	0.29	1.00	Pass
			RB25#0	22.92	1.06	23.98	0.25	1.00	Pass
			RB25#13	22.90	1.06	23.96	0.25	1.00	Pass
			RB25#25	22.77	1.06	23.83	0.24	1.00	Pass
			RB50#0	22.76	1.06	23.82	0.24	1.00	Pass
		16-QAM	RB1#0	22.49	1.06	23.55	0.23	1.00	Pass
			RB1#25	22.76	1.06	23.82	0.24	1.00	Pass
			RB1#49	22.32	1.06	23.38	0.22	1.00	Pass
			RB25#0	21.90	1.06	22.96	0.20	1.00	Pass

Test BW	Test Channel	Test Mode	Test RB (Size#Offset)	Conducted Output AV Power (dBm)	Antenna Gain (dBi)	EIRP (dBm)	EIRP (W)	Limit (W)	Verdict	
LTE BAND4										
15 MHz	HCH		RB25#13	21.83	1.06	22.89	0.19	1.00	Pass	
			RB25#25	21.72	1.06	22.78	0.19	1.00	Pass	
			RB50#0	21.81	1.06	22.87	0.19	1.00	Pass	
		QPSK	RB1#0	23.73	1.06	24.79	0.30	1.00	Pass	
			RB1#25	23.87	1.06	24.93	0.31	1.00	Pass	
			RB1#49	23.96	1.06	25.02	0.32	1.00	Pass	
			RB25#0	22.70	1.06	23.76	0.24	1.00	Pass	
			RB25#13	22.69	1.06	23.75	0.24	1.00	Pass	
			RB25#25	22.69	1.06	23.75	0.24	1.00	Pass	
			RB50#0	22.76	1.06	23.82	0.24	1.00	Pass	
			16-QAM	RB1#0	22.64	1.06	23.70	0.23	1.00	Pass
				RB1#25	22.73	1.06	23.79	0.24	1.00	Pass
		RB1#49		22.87	1.06	23.93	0.25	1.00	Pass	
		RB25#0		21.70	1.06	22.76	0.19	1.00	Pass	
		RB25#13		21.75	1.06	22.81	0.19	1.00	Pass	
	RB25#25	21.74		1.06	22.80	0.19	1.00	Pass		
	LCH	QPSK	RB1#0	23.67	1.06	24.73	0.30	1.00	Pass	
			RB1#38	23.71	1.06	24.77	0.30	1.00	Pass	
			RB1#74	23.70	1.06	24.76	0.30	1.00	Pass	
			RB36#0	22.62	1.06	23.68	0.23	1.00	Pass	
			RB36#19	22.59	1.06	23.65	0.23	1.00	Pass	
RB36#39			22.55	1.06	23.61	0.23	1.00	Pass		
RB75#0			22.53	1.06	23.59	0.23	1.00	Pass		
16-QAM		RB1#0	22.65	1.06	23.71	0.23	1.00	Pass		
		RB1#38	22.50	1.06	23.56	0.23	1.00	Pass		
		RB1#74	22.66	1.06	23.72	0.24	1.00	Pass		
		RB36#0	21.62	1.06	22.68	0.19	1.00	Pass		
		RB36#19	21.59	1.06	22.65	0.18	1.00	Pass		
		RB36#39	21.62	1.06	22.68	0.19	1.00	Pass		
		RB75#0	21.59	1.06	22.65	0.18	1.00	Pass		
		MCH	QPSK	RB1#0	23.65	1.06	24.71	0.30	1.00	Pass
RB1#38	23.67			1.06	24.73	0.30	1.00	Pass		
RB1#74	23.60			1.06	24.66	0.29	1.00	Pass		
RB36#0	22.81			1.06	23.87	0.24	1.00	Pass		
RB36#19	22.89			1.06	23.95	0.25	1.00	Pass		
RB36#39	22.73			1.06	23.79	0.24	1.00	Pass		
RB75#0	22.80			1.06	23.86	0.24	1.00	Pass		

Test BW	Test Channel	Test Mode	Test RB (Size#Offset)	Conducted Output AV Power (dBm)	Antenna Gain (dBi)	EIRP (dBm)	EIRP (W)	Limit (W)	Verdict
LTE BAND4									
20 MHz	HCH	16-QAM	RB1#0	22.57	1.06	23.63	0.23	1.00	Pass
			RB1#38	22.57	1.06	23.63	0.23	1.00	Pass
			RB1#74	22.43	1.06	23.49	0.22	1.00	Pass
			RB36#0	21.82	1.06	22.88	0.19	1.00	Pass
			RB36#19	21.88	1.06	22.94	0.20	1.00	Pass
			RB36#39	21.72	1.06	22.78	0.19	1.00	Pass
			RB75#0	21.77	1.06	22.83	0.19	1.00	Pass
		QPSK	RB1#0	23.74	1.06	24.80	0.30	1.00	Pass
			RB1#38	23.63	1.06	24.69	0.29	1.00	Pass
			RB1#74	23.62	1.06	24.68	0.29	1.00	Pass
			RB36#0	22.68	1.06	23.74	0.24	1.00	Pass
			RB36#19	22.69	1.06	23.75	0.24	1.00	Pass
			RB36#39	22.68	1.06	23.74	0.24	1.00	Pass
			RB75#0	22.70	1.06	23.76	0.24	1.00	Pass
	16-QAM	RB1#0	23.04	1.06	24.10	0.26	1.00	Pass	
		RB1#38	22.73	1.06	23.79	0.24	1.00	Pass	
		RB1#74	22.79	1.06	23.85	0.24	1.00	Pass	
		RB36#0	21.72	1.06	22.78	0.19	1.00	Pass	
		RB36#19	21.66	1.06	22.72	0.19	1.00	Pass	
		RB36#39	21.72	1.06	22.78	0.19	1.00	Pass	
		RB75#0	21.77	1.06	22.83	0.19	1.00	Pass	
	LCH	QPSK	RB1#0	23.53	1.06	24.59	0.29	1.00	Pass
			RB1#50	23.72	1.06	24.78	0.30	1.00	Pass
			RB1#99	23.64	1.06	24.70	0.30	1.00	Pass
			RB50#0	22.66	1.06	23.72	0.24	1.00	Pass
			RB50#25	22.68	1.06	23.74	0.24	1.00	Pass
			RB50#50	22.57	1.06	23.63	0.23	1.00	Pass
			RB100#0	22.71	1.06	23.77	0.24	1.00	Pass
16-QAM		RB1#0	22.38	1.06	23.44	0.22	1.00	Pass	
		RB1#50	22.50	1.06	23.56	0.23	1.00	Pass	
		RB1#99	22.38	1.06	23.44	0.22	1.00	Pass	
		RB50#0	21.67	1.06	22.73	0.19	1.00	Pass	
		RB50#25	21.71	1.06	22.77	0.19	1.00	Pass	
		RB50#50	21.63	1.06	22.69	0.19	1.00	Pass	
		RB100#0	21.75	1.06	22.81	0.19	1.00	Pass	
MCH	QPSK	RB1#0	23.88	1.06	24.94	0.31	1.00	Pass	
		RB1#50	23.97	1.06	25.03	0.32	1.00	Pass	
		RB1#99	23.77	1.06	24.83	0.30	1.00	Pass	

Test BW	Test Channel	Test Mode	Test RB (Size#Offset)	Conducted Output AV Power (dBm)	Antenna Gain (dBi)	EIRP (dBm)	EIRP (W)	Limit (W)	Verdict	
LTE BAND4										
			RB50#0	22.84	1.06	23.90	0.25	1.00	Pass	
			RB50#25	22.80	1.06	23.86	0.24	1.00	Pass	
			RB50#50	22.72	1.06	23.78	0.24	1.00	Pass	
			RB100#0	22.78	1.06	23.84	0.24	1.00	Pass	
		16-QAM	RB1#0	22.56	1.06	23.62	0.23	1.00	Pass	
			RB1#50	22.59	1.06	23.65	0.23	1.00	Pass	
			RB1#99	22.23	1.06	23.29	0.21	1.00	Pass	
			RB50#0	21.86	1.06	22.92	0.20	1.00	Pass	
			RB50#25	21.78	1.06	22.84	0.19	1.00	Pass	
			RB50#50	21.70	1.06	22.76	0.19	1.00	Pass	
		RB100#0	21.80	1.06	22.86	0.19	1.00	Pass		
		HCH	QPSK	RB1#0	23.79	1.06	24.85	0.31	1.00	Pass
				RB1#50	23.66	1.06	24.72	0.30	1.00	Pass
				RB1#99	23.62	1.06	24.68	0.29	1.00	Pass
	RB50#0			22.89	1.06	23.95	0.25	1.00	Pass	
	RB50#25			22.77	1.06	23.83	0.24	1.00	Pass	
	RB50#50			22.70	1.06	23.76	0.24	1.00	Pass	
	RB100#0		22.70	1.06	23.76	0.24	1.00	Pass		
	16-QAM		RB1#0	22.74	1.06	23.80	0.24	1.00	Pass	
			RB1#50	22.56	1.06	23.62	0.23	1.00	Pass	
			RB1#99	22.36	1.06	23.42	0.22	1.00	Pass	
			RB50#0	21.91	1.06	22.97	0.20	1.00	Pass	
			RB50#25	21.82	1.06	22.88	0.19	1.00	Pass	
			RB50#50	21.69	1.06	22.75	0.19	1.00	Pass	
	RB100#0		21.76	1.06	22.82	0.19	1.00	Pass		

Test BW	Test Channel	Test Mode	Test RB (Size#Offset)	Conducted Output Power (dBm)	Antenna Gain (dBi)	Antenna Gain (dBd)	ERP (dBm)	ERP (W)	Limit (W)	Verdict
LTE BAND5										
1.4 MHz	LCH	QPSK	RB1#0	21.81	0.11	-2.04	19.77	0.09	7.00	Pass
			RB1#3	21.88	0.11	-2.04	19.84	0.10	7.00	Pass
			RB1#5	21.77	0.11	-2.04	19.73	0.09	7.00	Pass
			RB3#0	21.69	0.11	-2.04	19.65	0.09	7.00	Pass
			RB3#2	21.75	0.11	-2.04	19.71	0.09	7.00	Pass
			RB3#3	21.72	0.11	-2.04	19.68	0.09	7.00	Pass
			RB6#0	20.72	0.11	-2.04	18.68	0.07	7.00	Pass
		16-QAM	RB1#0	20.61	0.11	-2.04	18.57	0.07	7.00	Pass
			RB1#3	20.76	0.11	-2.04	18.72	0.07	7.00	Pass
			RB1#5	20.60	0.11	-2.04	18.56	0.07	7.00	Pass
			RB3#0	20.62	0.11	-2.04	18.58	0.07	7.00	Pass
			RB3#2	20.71	0.11	-2.04	18.67	0.07	7.00	Pass
			RB3#3	20.75	0.11	-2.04	18.71	0.07	7.00	Pass
			RB6#0	19.73	0.11	-2.04	17.69	0.06	7.00	Pass
	MCH	QPSK	RB1#0	21.59	0.11	-2.04	19.55	0.09	7.00	Pass
			RB1#3	21.84	0.11	-2.04	19.80	0.10	7.00	Pass
			RB1#5	21.70	0.11	-2.04	19.66	0.09	7.00	Pass
			RB3#0	21.68	0.11	-2.04	19.64	0.09	7.00	Pass
			RB3#2	21.80	0.11	-2.04	19.76	0.09	7.00	Pass
			RB3#3	21.68	0.11	-2.04	19.64	0.09	7.00	Pass
			RB6#0	20.73	0.11	-2.04	18.69	0.07	7.00	Pass
		16-QAM	RB1#0	20.43	0.11	-2.04	18.39	0.07	7.00	Pass
			RB1#3	20.66	0.11	-2.04	18.62	0.07	7.00	Pass
			RB1#5	20.55	0.11	-2.04	18.51	0.07	7.00	Pass
			RB3#0	20.75	0.11	-2.04	18.71	0.07	7.00	Pass
			RB3#2	20.88	0.11	-2.04	18.84	0.08	7.00	Pass
			RB3#3	20.87	0.11	-2.04	18.83	0.08	7.00	Pass
			RB6#0	19.65	0.11	-2.04	17.61	0.06	7.00	Pass
	HCH	QPSK	RB1#0	22.09	0.11	-2.04	20.05	0.10	7.00	Pass
			RB1#3	22.25	0.11	-2.04	20.21	0.10	7.00	Pass
			RB1#5	22.15	0.11	-2.04	20.11	0.10	7.00	Pass
			RB3#0	21.99	0.11	-2.04	19.95	0.10	7.00	Pass
			RB3#2	22.13	0.11	-2.04	20.09	0.10	7.00	Pass
			RB3#3	22.07	0.11	-2.04	20.03	0.10	7.00	Pass
			RB6#0	21.08	0.11	-2.04	19.04	0.08	7.00	Pass
		16-QAM	RB1#0	20.97	0.11	-2.04	18.93	0.08	7.00	Pass
RB1#3			21.24	0.11	-2.04	19.20	0.08	7.00	Pass	

Test BW	Test Channel	Test Mode	Test RB (Size#Offset)	Conducted Output AV Power (dBm)	Antenna Gain (dBi)	Antenna Gain (dBd)	ERP (dBm)	ERP (W)	Limit (W)	Verdict
LTE BAND5										
3 MHz			RB1#5	20.86	0.11	-2.04	18.82	0.08	7.00	Pass
			RB3#0	21.06	0.11	-2.04	19.02	0.08	7.00	Pass
			RB3#2	21.09	0.11	-2.04	19.05	0.08	7.00	Pass
			RB3#3	21.14	0.11	-2.04	19.10	0.08	7.00	Pass
			RB6#0	19.99	0.11	-2.04	17.95	0.06	7.00	Pass
	LCH	QPSK	RB1#0	21.75	0.11	-2.04	19.71	0.09	7.00	Pass
			RB1#7	21.47	0.11	-2.04	19.43	0.09	7.00	Pass
			RB1#14	21.48	0.11	-2.04	19.44	0.09	7.00	Pass
			RB8#0	20.80	0.11	-2.04	18.76	0.08	7.00	Pass
			RB8#4	20.57	0.11	-2.04	18.53	0.07	7.00	Pass
			RB8#7	20.64	0.11	-2.04	18.60	0.07	7.00	Pass
			RB15#0	20.66	0.11	-2.04	18.62	0.07	7.00	Pass
		16-QAM	RB1#0	20.72	0.11	-2.04	18.68	0.07	7.00	Pass
			RB1#7	20.46	0.11	-2.04	18.42	0.07	7.00	Pass
			RB1#14	20.54	0.11	-2.04	18.50	0.07	7.00	Pass
			RB8#0	19.72	0.11	-2.04	17.68	0.06	7.00	Pass
			RB8#4	19.53	0.11	-2.04	17.49	0.06	7.00	Pass
			RB8#7	19.48	0.11	-2.04	17.44	0.06	7.00	Pass
			RB15#0	19.61	0.11	-2.04	17.57	0.06	7.00	Pass
	MCH	QPSK	RB1#0	21.50	0.11	-2.04	19.46	0.09	7.00	Pass
			RB1#7	21.74	0.11	-2.04	19.70	0.09	7.00	Pass
			RB1#14	21.88	0.11	-2.04	19.84	0.10	7.00	Pass
			RB8#0	20.64	0.11	-2.04	18.60	0.07	7.00	Pass
			RB8#4	20.78	0.11	-2.04	18.74	0.07	7.00	Pass
			RB8#7	20.78	0.11	-2.04	18.74	0.07	7.00	Pass
			RB15#0	20.63	0.11	-2.04	18.59	0.07	7.00	Pass
		16-QAM	RB1#0	20.46	0.11	-2.04	18.42	0.07	7.00	Pass
RB1#7			20.55	0.11	-2.04	18.51	0.07	7.00	Pass	
RB1#14			20.53	0.11	-2.04	18.49	0.07	7.00	Pass	
RB8#0			19.50	0.11	-2.04	17.46	0.06	7.00	Pass	
RB8#4			19.77	0.11	-2.04	17.73	0.06	7.00	Pass	
RB8#7			19.78	0.11	-2.04	17.74	0.06	7.00	Pass	
RB15#0			19.57	0.11	-2.04	17.53	0.06	7.00	Pass	
HCH	QPSK	RB1#0	21.97	0.11	-2.04	19.93	0.10	7.00	Pass	
		RB1#7	22.13	0.11	-2.04	20.09	0.10	7.00	Pass	
		RB1#14	22.19	0.11	-2.04	20.15	0.10	7.00	Pass	
		RB8#0	21.05	0.11	-2.04	19.01	0.08	7.00	Pass	
		RB8#4	21.07	0.11	-2.04	19.03	0.08	7.00	Pass	

Test BW	Test Channel	Test Mode	Test RB (Size#Off set)	Conducted Output AV Power (dBm)	Antenn a Gain (dBi)	Antenn a Gain (dBd)	ERP (dBm)	ERP (W)	Limit (W)	Verdict		
LTE BAND5												
		16-QAM	RB8#7	21.07	0.11	-2.04	19.03	0.08	7.00	Pass		
			RB15#0	21.00	0.11	-2.04	18.96	0.08	7.00	Pass		
			RB1#0	20.77	0.11	-2.04	18.73	0.07	7.00	Pass		
			RB1#7	20.80	0.11	-2.04	18.76	0.08	7.00	Pass		
			RB1#14	20.83	0.11	-2.04	18.79	0.08	7.00	Pass		
			RB8#0	19.92	0.11	-2.04	17.88	0.06	7.00	Pass		
			RB8#4	20.04	0.11	-2.04	18.00	0.06	7.00	Pass		
			RB8#7	19.97	0.11	-2.04	17.93	0.06	7.00	Pass		
		RB15#0	19.96	0.11	-2.04	17.92	0.06	7.00	Pass			
		5 MHz	LCH	QPSK	RB1#0	21.66	0.11	-2.04	19.62	0.09	7.00	Pass
					RB1#13	21.45	0.11	-2.04	19.41	0.09	7.00	Pass
					RB1#24	21.43	0.11	-2.04	19.39	0.09	7.00	Pass
					RB12#0	20.64	0.11	-2.04	18.60	0.07	7.00	Pass
					RB12#6	20.55	0.11	-2.04	18.51	0.07	7.00	Pass
					RB12#13	20.50	0.11	-2.04	18.46	0.07	7.00	Pass
RB25#0	20.58				0.11	-2.04	18.54	0.07	7.00	Pass		
16-QAM	RB1#0			20.43	0.11	-2.04	18.39	0.07	7.00	Pass		
	RB1#13			20.17	0.11	-2.04	18.13	0.07	7.00	Pass		
	RB1#24			20.15	0.11	-2.04	18.11	0.06	7.00	Pass		
	RB12#0			19.55	0.11	-2.04	17.51	0.06	7.00	Pass		
	RB12#6			19.35	0.11	-2.04	17.31	0.05	7.00	Pass		
	RB12#13			19.40	0.11	-2.04	17.36	0.05	7.00	Pass		
	RB25#0			19.54	0.11	-2.04	17.50	0.06	7.00	Pass		
MCH	QPSK		RB1#0	21.41	0.11	-2.04	19.37	0.09	7.00	Pass		
		RB1#13	21.79	0.11	-2.04	19.75	0.09	7.00	Pass			
		RB1#24	21.69	0.11	-2.04	19.65	0.09	7.00	Pass			
		RB12#0	20.62	0.11	-2.04	18.58	0.07	7.00	Pass			
		RB12#6	20.78	0.11	-2.04	18.74	0.07	7.00	Pass			
		RB12#13	20.76	0.11	-2.04	18.72	0.07	7.00	Pass			
		RB25#0	20.63	0.11	-2.04	18.59	0.07	7.00	Pass			
	16-QAM	RB1#0	20.10	0.11	-2.04	18.06	0.06	7.00	Pass			
		RB1#13	20.37	0.11	-2.04	18.33	0.07	7.00	Pass			
		RB1#24	20.43	0.11	-2.04	18.39	0.07	7.00	Pass			
		RB12#0	19.58	0.11	-2.04	17.54	0.06	7.00	Pass			
		RB12#6	19.79	0.11	-2.04	17.75	0.06	7.00	Pass			
		RB12#13	19.82	0.11	-2.04	17.78	0.06	7.00	Pass			
		RB25#0	19.58	0.11	-2.04	17.54	0.06	7.00	Pass			
HCH	QPSK	RB1#0	21.82	0.11	-2.04	19.78	0.10	7.00	Pass			

Test BW	Test Channel	Test Mode	Test RB (Size#Offset)	Conducted Output AV Power (dBm)	Antenna Gain (dBi)	Antenna Gain (dBd)	ERP (dBm)	ERP (W)	Limit (W)	Verdict
LTE BAND5										
			RB1#13	21.90	0.11	-2.04	19.86	0.10	7.00	Pass
			RB1#24	22.04	0.11	-2.04	20.00	0.10	7.00	Pass
			RB12#0	20.92	0.11	-2.04	18.88	0.08	7.00	Pass
			RB12#6	21.01	0.11	-2.04	18.97	0.08	7.00	Pass
			RB12#13	21.04	0.11	-2.04	19.00	0.08	7.00	Pass
			RB25#0	21.05	0.11	-2.04	19.01	0.08	7.00	Pass
		16-QAM	RB1#0	20.72	0.11	-2.04	18.68	0.07	7.00	Pass
			RB1#13	20.72	0.11	-2.04	18.68	0.07	7.00	Pass
			RB1#24	20.65	0.11	-2.04	18.61	0.07	7.00	Pass
			RB12#0	19.75	0.11	-2.04	17.71	0.06	7.00	Pass
			RB12#6	19.92	0.11	-2.04	17.88	0.06	7.00	Pass
			RB12#13	20.16	0.11	-2.04	18.12	0.06	7.00	Pass
			RB25#0	19.97	0.11	-2.04	17.93	0.06	7.00	Pass
			10 MHz	LCH	QPSK	RB1#0	21.72	0.11	-2.04	19.68
RB1#25	21.75	0.11				-2.04	19.71	0.09	7.00	Pass
RB1#49	21.52	0.11				-2.04	19.48	0.09	7.00	Pass
RB25#0	20.67	0.11				-2.04	18.63	0.07	7.00	Pass
RB25#13	20.45	0.11				-2.04	18.41	0.07	7.00	Pass
RB25#25	20.59	0.11				-2.04	18.55	0.07	7.00	Pass
RB50#0	20.63	0.11				-2.04	18.59	0.07	7.00	Pass
16-QAM	RB1#0	20.55			0.11	-2.04	18.51	0.07	7.00	Pass
	RB1#25	20.62			0.11	-2.04	18.58	0.07	7.00	Pass
	RB1#49	20.40			0.11	-2.04	18.36	0.07	7.00	Pass
	RB25#0	19.58			0.11	-2.04	17.54	0.06	7.00	Pass
	RB25#13	19.40			0.11	-2.04	17.36	0.05	7.00	Pass
	RB25#25	19.46			0.11	-2.04	17.42	0.06	7.00	Pass
	RB50#0	19.56			0.11	-2.04	17.52	0.06	7.00	Pass
MCH	QPSK	RB1#0	21.59	0.11	-2.04	19.55	0.09	7.00	Pass	
		RB1#25	21.92	0.11	-2.04	19.88	0.10	7.00	Pass	
		RB1#49	21.80	0.11	-2.04	19.76	0.09	7.00	Pass	
		RB25#0	20.65	0.11	-2.04	18.61	0.07	7.00	Pass	
		RB25#13	20.70	0.11	-2.04	18.66	0.07	7.00	Pass	
		RB25#25	20.81	0.11	-2.04	18.77	0.08	7.00	Pass	
		RB50#0	20.65	0.11	-2.04	18.61	0.07	7.00	Pass	
	16-QAM	RB1#0	20.39	0.11	-2.04	18.35	0.07	7.00	Pass	
		RB1#25	20.58	0.11	-2.04	18.54	0.07	7.00	Pass	
		RB1#49	20.54	0.11	-2.04	18.50	0.07	7.00	Pass	
		RB25#0	19.57	0.11	-2.04	17.53	0.06	7.00	Pass	

Test BW	Test Channel	Test Mode	Test RB (Size#Offset)	Conducted Output AV Power (dBm)	Antenna Gain (dBi)	Antenna Gain (dBd)	ERP (dBm)	ERP (W)	Limit (W)	Verdict
LTE BAND5										
		QPSK	RB25#13	19.60	0.11	-2.04	17.56	0.06	7.00	Pass
			RB25#25	19.70	0.11	-2.04	17.66	0.06	7.00	Pass
			RB50#0	19.57	0.11	-2.04	17.53	0.06	7.00	Pass
			RB1#0	21.78	0.11	-2.04	19.74	0.09	7.00	Pass
			RB1#25	22.04	0.11	-2.04	20.00	0.10	7.00	Pass
			RB1#49	22.10	0.11	-2.04	20.06	0.10	7.00	Pass
			RB25#0	20.80	0.11	-2.04	18.76	0.08	7.00	Pass
			RB25#13	20.90	0.11	-2.04	18.86	0.08	7.00	Pass
			RB25#25	21.03	0.11	-2.04	18.99	0.08	7.00	Pass
		RB50#0	20.95	0.11	-2.04	18.91	0.08	7.00	Pass	
		16-QAM	RB1#0	20.73	0.11	-2.04	18.69	0.07	7.00	Pass
			RB1#25	20.81	0.11	-2.04	18.77	0.08	7.00	Pass
			RB1#49	20.91	0.11	-2.04	18.87	0.08	7.00	Pass
			RB25#0	19.74	0.11	-2.04	17.70	0.06	7.00	Pass
			RB25#13	19.80	0.11	-2.04	17.76	0.06	7.00	Pass
			RB25#25	19.93	0.11	-2.04	17.89	0.06	7.00	Pass
			RB50#0	19.84	0.11	-2.04	17.80	0.06	7.00	Pass

Test BW	Test Channel	Test Mode	Test RB (Size#Offset)	Conducted Output AV Power (dBm)	Antenna Gain (dBi)	EIRP (dBm)	EIRP (W)	Limit (W)	Verdict
LTE BAND7									
5 MHz	LCH	QPSK	RB1#0	22.79	4.16	26.95	0.50	2.00	Pass
			RB1#13	22.98	4.16	27.14	0.52	2.00	Pass
			RB1#24	22.86	4.16	27.02	0.50	2.00	Pass
			RB12#0	21.99	4.16	26.15	0.41	2.00	Pass
			RB12#6	22.03	4.16	26.19	0.42	2.00	Pass
			RB12#13	21.89	4.16	26.05	0.40	2.00	Pass
			RB25#0	21.86	4.16	26.02	0.40	2.00	Pass
		16-QAM	RB1#0	21.81	4.16	25.97	0.40	2.00	Pass
			RB1#13	22.00	4.16	26.16	0.41	2.00	Pass
			RB1#24	21.77	4.16	25.93	0.39	2.00	Pass
			RB12#0	21.02	4.16	25.18	0.33	2.00	Pass
			RB12#6	20.97	4.16	25.13	0.33	2.00	Pass
			RB12#13	20.91	4.16	25.07	0.32	2.00	Pass
			RB25#0	21.09	4.16	25.25	0.33	2.00	Pass
	MCH	QPSK	RB1#0	23.23	4.16	27.39	0.55	2.00	Pass
			RB1#13	23.40	4.16	27.56	0.57	2.00	Pass
			RB1#24	23.19	4.16	27.35	0.54	2.00	Pass
			RB12#0	22.41	4.16	26.57	0.45	2.00	Pass
			RB12#6	22.47	4.16	26.63	0.46	2.00	Pass
			RB12#13	22.36	4.16	26.52	0.45	2.00	Pass
			RB25#0	22.39	4.16	26.55	0.45	2.00	Pass
		16-QAM	RB1#0	22.04	4.16	26.20	0.42	2.00	Pass
			RB1#13	22.22	4.16	26.38	0.43	2.00	Pass
			RB1#24	21.99	4.16	26.15	0.41	2.00	Pass
			RB12#0	21.26	4.16	25.42	0.35	2.00	Pass
			RB12#6	21.31	4.16	25.47	0.35	2.00	Pass
			RB12#13	21.20	4.16	25.36	0.34	2.00	Pass
			RB25#0	21.39	4.16	25.55	0.36	2.00	Pass
	HCH	QPSK	RB1#0	23.34	4.16	27.50	0.56	2.00	Pass
			RB1#13	23.57	4.16	27.73	0.59	2.00	Pass
			RB1#24	23.51	4.16	27.67	0.58	2.00	Pass
			RB12#0	22.58	4.16	26.74	0.47	2.00	Pass
			RB12#6	22.61	4.16	26.77	0.48	2.00	Pass
			RB12#13	22.65	4.16	26.81	0.48	2.00	Pass
			RB25#0	22.59	4.16	26.75	0.47	2.00	Pass
		16-QAM	RB1#0	22.22	4.16	26.38	0.43	2.00	Pass
RB1#13			22.36	4.16	26.52	0.45	2.00	Pass	

Test BW	Test Channel	Test Mode	Test RB (Size#Offset)	Conducted Output AV Power (dBm)	Antenna Gain (dBi)	EIRP (dBm)	EIRP (W)	Limit (W)	Verdict
LTE BAND7									
10 MHz			RB1#24	22.37	4.16	26.53	0.45	2.00	Pass
			RB12#0	21.55	4.16	25.71	0.37	2.00	Pass
			RB12#6	21.60	4.16	25.76	0.38	2.00	Pass
			RB12#13	21.59	4.16	25.75	0.38	2.00	Pass
			RB25#0	21.48	4.16	25.64	0.37	2.00	Pass
	LCH	QPSK	RB1#0	23.28	4.16	27.44	0.55	2.00	Pass
			RB1#25	23.22	4.16	27.38	0.55	2.00	Pass
			RB1#49	23.18	4.16	27.34	0.54	2.00	Pass
			RB25#0	22.07	4.16	26.23	0.42	2.00	Pass
			RB25#13	22.16	4.16	26.32	0.43	2.00	Pass
			RB25#25	22.15	4.16	26.31	0.43	2.00	Pass
			RB50#0	22.10	4.16	26.26	0.42	2.00	Pass
		16-QAM	RB1#0	22.05	4.16	26.21	0.42	2.00	Pass
			RB1#25	22.17	4.16	26.33	0.43	2.00	Pass
			RB1#49	21.73	4.16	25.89	0.39	2.00	Pass
			RB25#0	21.15	4.16	25.31	0.34	2.00	Pass
			RB25#13	21.15	4.16	25.31	0.34	2.00	Pass
			RB25#25	21.12	4.16	25.28	0.34	2.00	Pass
			RB50#0	21.17	4.16	25.33	0.34	2.00	Pass
	MCH	QPSK	RB1#0	23.49	4.16	27.65	0.58	2.00	Pass
			RB1#25	23.58	4.16	27.74	0.59	2.00	Pass
			RB1#49	23.37	4.16	27.53	0.57	2.00	Pass
			RB25#0	22.64	4.16	26.80	0.48	2.00	Pass
			RB25#13	22.54	4.16	26.70	0.47	2.00	Pass
			RB25#25	22.45	4.16	26.61	0.46	2.00	Pass
			RB50#0	22.45	4.16	26.61	0.46	2.00	Pass
		16-QAM	RB1#0	22.39	4.16	26.55	0.45	2.00	Pass
RB1#25			22.41	4.16	26.57	0.45	2.00	Pass	
RB1#49			22.18	4.16	26.34	0.43	2.00	Pass	
RB25#0			21.64	4.16	25.80	0.38	2.00	Pass	
RB25#13			21.58	4.16	25.74	0.37	2.00	Pass	
RB25#25			21.49	4.16	25.65	0.37	2.00	Pass	
RB50#0			21.56	4.16	25.72	0.37	2.00	Pass	
HCH	QPSK	RB1#0	23.64	4.16	27.80	0.60	2.00	Pass	
		RB1#25	23.96	4.16	28.12	0.65	2.00	Pass	
		RB1#49	23.82	4.16	27.98	0.63	2.00	Pass	
		RB25#0	22.65	4.16	26.81	0.48	2.00	Pass	
		RB25#13	22.80	4.16	26.96	0.50	2.00	Pass	

Test BW	Test Channel	Test Mode	Test RB (Size#Offset)	Conducted Output AV Power (dBm)	Antenna Gain (dBi)	EIRP (dBm)	EIRP (W)	Limit (W)	Verdict		
LTE BAND7											
		16-QAM	RB25#25	22.77	4.16	26.93	0.49	2.00	Pass		
			RB50#0	22.70	4.16	26.86	0.49	2.00	Pass		
			RB1#0	22.56	4.16	26.72	0.47	2.00	Pass		
			RB1#25	22.81	4.16	26.97	0.50	2.00	Pass		
			RB1#49	22.71	4.16	26.87	0.49	2.00	Pass		
			RB25#0	21.63	4.16	25.79	0.38	2.00	Pass		
			RB25#13	21.76	4.16	25.92	0.39	2.00	Pass		
			RB25#25	21.68	4.16	25.84	0.38	2.00	Pass		
		15 MHz	LCH	QPSK	RB1#0	23.45	4.16	27.61	0.58	2.00	Pass
					RB1#38	23.33	4.16	27.49	0.56	2.00	Pass
					RB1#74	23.29	4.16	27.45	0.56	2.00	Pass
					RB36#0	22.25	4.16	26.41	0.44	2.00	Pass
					RB36#19	22.35	4.16	26.51	0.45	2.00	Pass
					RB36#39	22.23	4.16	26.39	0.44	2.00	Pass
					RB75#0	22.29	4.16	26.45	0.44	2.00	Pass
				16-QAM	RB1#0	22.31	4.16	26.47	0.44	2.00	Pass
RB1#38	22.15	4.16	26.31		0.43	2.00	Pass				
RB1#74	21.98	4.16	26.14		0.41	2.00	Pass				
RB36#0	21.30	4.16	25.46		0.35	2.00	Pass				
RB36#19	21.28	4.16	25.44		0.35	2.00	Pass				
RB36#39	21.27	4.16	25.43		0.35	2.00	Pass				
RB75#0	21.26	4.16	25.42		0.35	2.00	Pass				
MCH	QPSK	RB1#0	23.47	4.16	27.63	0.58	2.00	Pass			
		RB1#38	23.50	4.16	27.66	0.58	2.00	Pass			
		RB1#74	23.40	4.16	27.56	0.57	2.00	Pass			
		RB36#0	22.71	4.16	26.87	0.49	2.00	Pass			
		RB36#19	22.67	4.16	26.83	0.48	2.00	Pass			
		RB36#39	22.51	4.16	26.67	0.46	2.00	Pass			
		RB75#0	22.55	4.16	26.71	0.47	2.00	Pass			
	16-QAM	RB1#0	22.52	4.16	26.68	0.47	2.00	Pass			
		RB1#38	22.33	4.16	26.49	0.45	2.00	Pass			
		RB1#74	22.29	4.16	26.45	0.44	2.00	Pass			
		RB36#0	21.61	4.16	25.77	0.38	2.00	Pass			
		RB36#19	21.58	4.16	25.74	0.37	2.00	Pass			
		RB36#39	21.54	4.16	25.70	0.37	2.00	Pass			
		RB75#0	21.59	4.16	25.75	0.38	2.00	Pass			
HCH	QPSK	RB1#0	23.56	4.16	27.72	0.59	2.00	Pass			

Test BW	Test Channel	Test Mode	Test RB (Size#Offset)	Conducted Output AV Power (dBm)	Antenna Gain (dBi)	EIRP (dBm)	EIRP (W)	Limit (W)	Verdict
LTE BAND7									
			RB1#38	23.56	4.16	27.72	0.59	2.00	Pass
			RB1#74	23.69	4.16	27.85	0.61	2.00	Pass
			RB36#0	22.65	4.16	26.81	0.48	2.00	Pass
			RB36#19	22.67	4.16	26.83	0.48	2.00	Pass
			RB36#39	22.78	4.16	26.94	0.49	2.00	Pass
			RB75#0	22.61	4.16	26.77	0.48	2.00	Pass
		16-QAM	RB1#0	22.74	4.16	26.90	0.49	2.00	Pass
			RB1#38	22.74	4.16	26.90	0.49	2.00	Pass
			RB1#74	22.94	4.16	27.10	0.51	2.00	Pass
			RB36#0	21.72	4.16	25.88	0.39	2.00	Pass
			RB36#19	21.78	4.16	25.94	0.39	2.00	Pass
			RB36#39	21.79	4.16	25.95	0.39	2.00	Pass
			RB75#0	21.72	4.16	25.88	0.39	2.00	Pass
			20 MHz	LCH	QPSK	RB1#0	23.28	4.16	27.44
RB1#50	23.37	4.16				27.53	0.57	2.00	Pass
RB1#99	23.20	4.16				27.36	0.54	2.00	Pass
RB50#0	22.32	4.16				26.48	0.44	2.00	Pass
RB50#25	22.33	4.16				26.49	0.45	2.00	Pass
RB50#50	22.26	4.16				26.42	0.44	2.00	Pass
RB100#0	22.30	4.16				26.46	0.44	2.00	Pass
16-QAM	RB1#0	21.99			4.16	26.15	0.41	2.00	Pass
	RB1#50	22.31			4.16	26.47	0.44	2.00	Pass
	RB1#99	22.04			4.16	26.20	0.42	2.00	Pass
	RB50#0	21.41			4.16	25.57	0.36	2.00	Pass
	RB50#25	21.31			4.16	25.47	0.35	2.00	Pass
	RB50#50	21.29			4.16	25.45	0.35	2.00	Pass
	RB100#0	21.32			4.16	25.48	0.35	2.00	Pass
20 MHz	MCH	QPSK	RB1#0	23.73	4.16	27.89	0.62	2.00	Pass
			RB1#50	23.86	4.16	28.02	0.63	2.00	Pass
			RB1#99	23.48	4.16	27.64	0.58	2.00	Pass
			RB50#0	22.83	4.16	26.99	0.50	2.00	Pass
			RB50#25	22.78	4.16	26.94	0.49	2.00	Pass
			RB50#50	22.65	4.16	26.81	0.48	2.00	Pass
			RB100#0	22.69	4.16	26.85	0.48	2.00	Pass
		16-QAM	RB1#0	22.46	4.16	26.62	0.46	2.00	Pass
			RB1#50	22.52	4.16	26.68	0.47	2.00	Pass
			RB1#99	22.19	4.16	26.35	0.43	2.00	Pass
			RB50#0	21.72	4.16	25.88	0.39	2.00	Pass

Test BW	Test Channel	Test Mode	Test RB (Size#Offset)	Conducted Output AV Power (dBm)	Antenna Gain (dBi)	EIRP (dBm)	EIRP (W)	Limit (W)	Verdict			
LTE BAND7												
			RB50#25	21.71	4.16	25.87	0.39	2.00	Pass			
			RB50#50	21.66	4.16	25.82	0.38	2.00	Pass			
			RB100#0	21.68	4.16	25.84	0.38	2.00	Pass			
		HCH	QPSK	RB1#0	23.33	4.16	27.49	0.56	2.00	Pass		
				RB1#50	23.70	4.16	27.86	0.61	2.00	Pass		
				RB1#99	23.82	4.16	27.98	0.63	2.00	Pass		
				RB50#0	22.74	4.16	26.90	0.49	2.00	Pass		
				RB50#25	22.79	4.16	26.95	0.50	2.00	Pass		
				RB50#50	22.78	4.16	26.94	0.49	2.00	Pass		
				RB100#0	22.77	4.16	26.93	0.49	2.00	Pass		
				16-QAM	RB1#0	22.46	4.16	26.62	0.46	2.00	Pass	
					RB1#50	22.57	4.16	26.73	0.47	2.00	Pass	
			RB1#99		22.74	4.16	26.90	0.49	2.00	Pass		
			RB50#0		21.70	4.16	25.86	0.39	2.00	Pass		
			RB50#25		21.73	4.16	25.89	0.39	2.00	Pass		
			RB50#50		21.74	4.16	25.90	0.39	2.00	Pass		
						RB100#0	21.72	4.16	25.88	0.39	2.00	Pass

Test BW	Test Channel	Test Mode	Test RB (Size#Offset)	Conducted Output Power (dBm)	Antenna Gain (dBi)	Antenna Gain (dBd)	ERP (dBm)	ERP (W)	Limit (W)	Verdict
LTE BAND12										
1.4 MHz	LCH	QPSK	RB1#0	20.71	-0.79	-2.94	17.77	0.06	3.00	Pass
			RB1#3	20.84	-0.79	-2.94	17.90	0.06	3.00	Pass
			RB1#5	20.74	-0.79	-2.94	17.80	0.06	3.00	Pass
			RB3#0	20.91	-0.79	-2.94	17.97	0.06	3.00	Pass
			RB3#2	20.83	-0.79	-2.94	17.89	0.06	3.00	Pass
			RB3#3	20.81	-0.79	-2.94	17.87	0.06	3.00	Pass
			RB6#0	19.94	-0.79	-2.94	17.00	0.05	3.00	Pass
		16-QAM	RB1#0	20.13	-0.79	-2.94	17.19	0.05	3.00	Pass
			RB1#3	20.14	-0.79	-2.94	17.20	0.05	3.00	Pass
			RB1#5	20.04	-0.79	-2.94	17.10	0.05	3.00	Pass
			RB3#0	20.19	-0.79	-2.94	17.25	0.05	3.00	Pass
			RB3#2	19.90	-0.79	-2.94	16.96	0.05	3.00	Pass
			RB3#3	19.79	-0.79	-2.94	16.85	0.05	3.00	Pass
			RB6#0	18.88	-0.79	-2.94	15.94	0.04	3.00	Pass
	MCH	QPSK	RB1#0	21.15	-0.79	-2.94	18.21	0.07	3.00	Pass
			RB1#3	21.21	-0.79	-2.94	18.27	0.07	3.00	Pass
			RB1#5	21.24	-0.79	-2.94	18.30	0.07	3.00	Pass
			RB3#0	21.15	-0.79	-2.94	18.21	0.07	3.00	Pass
			RB3#2	21.10	-0.79	-2.94	18.16	0.07	3.00	Pass
			RB3#3	21.04	-0.79	-2.94	18.10	0.06	3.00	Pass
			RB6#0	19.98	-0.79	-2.94	17.04	0.05	3.00	Pass
		16-QAM	RB1#0	20.05	-0.79	-2.94	17.11	0.05	3.00	Pass
			RB1#3	19.83	-0.79	-2.94	16.89	0.05	3.00	Pass
			RB1#5	19.85	-0.79	-2.94	16.91	0.05	3.00	Pass
			RB3#0	20.06	-0.79	-2.94	17.12	0.05	3.00	Pass
			RB3#2	20.01	-0.79	-2.94	17.07	0.05	3.00	Pass
			RB3#3	19.87	-0.79	-2.94	16.93	0.05	3.00	Pass
			RB6#0	18.98	-0.79	-2.94	16.04	0.04	3.00	Pass
	HCH	QPSK	RB1#0	21.05	-0.79	-2.94	18.11	0.06	3.00	Pass
			RB1#3	21.04	-0.79	-2.94	18.10	0.06	3.00	Pass
			RB1#5	20.98	-0.79	-2.94	18.04	0.06	3.00	Pass
			RB3#0	21.10	-0.79	-2.94	18.16	0.07	3.00	Pass
			RB3#2	21.05	-0.79	-2.94	18.11	0.06	3.00	Pass
			RB3#3	21.00	-0.79	-2.94	18.06	0.06	3.00	Pass
			RB6#0	19.98	-0.79	-2.94	17.04	0.05	3.00	Pass
		16-QAM	RB1#0	19.76	-0.79	-2.94	16.82	0.05	3.00	Pass
RB1#3			19.81	-0.79	-2.94	16.87	0.05	3.00	Pass	

Test BW	Test Channel	Test Mode	Test RB (Size#Off set)	Conducted Output AV Power (dBm)	Antenn a Gain (dBi)	Antenn a Gain (dBd)	ERP (dBm)	ERP (W)	Limit (W)	Verdict
LTE BAND12										
3 MHz			RB1#5	19.88	-0.79	-2.94	16.94	0.05	3.00	Pass
			RB3#0	20.00	-0.79	-2.94	17.06	0.05	3.00	Pass
			RB3#2	20.01	-0.79	-2.94	17.07	0.05	3.00	Pass
			RB3#3	20.13	-0.79	-2.94	17.19	0.05	3.00	Pass
			RB6#0	18.91	-0.79	-2.94	15.97	0.04	3.00	Pass
	LCH	QPSK	RB1#0	20.81	-0.79	-2.94	17.87	0.06	3.00	Pass
			RB1#7	20.91	-0.79	-2.94	17.97	0.06	3.00	Pass
			RB1#14	20.98	-0.79	-2.94	18.04	0.06	3.00	Pass
			RB8#0	19.96	-0.79	-2.94	17.02	0.05	3.00	Pass
			RB8#4	19.92	-0.79	-2.94	16.98	0.05	3.00	Pass
			RB8#7	20.05	-0.79	-2.94	17.11	0.05	3.00	Pass
			RB15#0	19.99	-0.79	-2.94	17.05	0.05	3.00	Pass
		16-QAM	RB1#0	19.87	-0.79	-2.94	16.93	0.05	3.00	Pass
			RB1#7	19.80	-0.79	-2.94	16.86	0.05	3.00	Pass
			RB1#14	19.82	-0.79	-2.94	16.88	0.05	3.00	Pass
			RB8#0	18.90	-0.79	-2.94	15.96	0.04	3.00	Pass
			RB8#4	18.84	-0.79	-2.94	15.90	0.04	3.00	Pass
			RB8#7	18.94	-0.79	-2.94	16.00	0.04	3.00	Pass
			RB15#0	18.99	-0.79	-2.94	16.05	0.04	3.00	Pass
	MCH	QPSK	RB1#0	20.97	-0.79	-2.94	18.03	0.06	3.00	Pass
			RB1#7	21.03	-0.79	-2.94	18.09	0.06	3.00	Pass
			RB1#14	20.99	-0.79	-2.94	18.05	0.06	3.00	Pass
			RB8#0	20.16	-0.79	-2.94	17.22	0.05	3.00	Pass
			RB8#4	20.06	-0.79	-2.94	17.12	0.05	3.00	Pass
			RB8#7	20.05	-0.79	-2.94	17.11	0.05	3.00	Pass
RB15#0			20.01	-0.79	-2.94	17.07	0.05	3.00	Pass	
16-QAM		RB1#0	19.69	-0.79	-2.94	16.75	0.05	3.00	Pass	
		RB1#7	19.90	-0.79	-2.94	16.96	0.05	3.00	Pass	
		RB1#14	19.99	-0.79	-2.94	17.05	0.05	3.00	Pass	
		RB8#0	19.02	-0.79	-2.94	16.08	0.04	3.00	Pass	
		RB8#4	19.04	-0.79	-2.94	16.10	0.04	3.00	Pass	
		RB8#7	18.97	-0.79	-2.94	16.03	0.04	3.00	Pass	
		RB15#0	18.97	-0.79	-2.94	16.03	0.04	3.00	Pass	
HCH	QPSK	RB1#0	21.24	-0.79	-2.94	18.30	0.07	3.00	Pass	
		RB1#7	21.14	-0.79	-2.94	18.20	0.07	3.00	Pass	
		RB1#14	21.12	-0.79	-2.94	18.18	0.07	3.00	Pass	
		RB8#0	20.24	-0.79	-2.94	17.30	0.05	3.00	Pass	
		RB8#4	20.21	-0.79	-2.94	17.27	0.05	3.00	Pass	

Test BW	Test Channel	Test Mode	Test RB (Size#Off set)	Conducted Output AV Power (dBm)	Antenna Gain (dBi)	Antenna Gain (dBd)	ERP (dBm)	ERP (W)	Limit (W)	Verdict		
LTE BAND12												
		16-QAM	RB8#7	20.04	-0.79	-2.94	17.10	0.05	3.00	Pass		
			RB15#0	20.20	-0.79	-2.94	17.26	0.05	3.00	Pass		
			RB1#0	20.27	-0.79	-2.94	17.33	0.05	3.00	Pass		
			RB1#7	20.18	-0.79	-2.94	17.24	0.05	3.00	Pass		
			RB1#14	19.96	-0.79	-2.94	17.02	0.05	3.00	Pass		
			RB8#0	19.19	-0.79	-2.94	16.25	0.04	3.00	Pass		
			RB8#4	19.06	-0.79	-2.94	16.12	0.04	3.00	Pass		
			RB8#7	18.95	-0.79	-2.94	16.01	0.04	3.00	Pass		
		RB15#0	19.16	-0.79	-2.94	16.22	0.04	3.00	Pass			
		5 MHz	LCH	QPSK	RB1#0	20.67	-0.79	-2.94	17.73	0.06	3.00	Pass
					RB1#13	20.92	-0.79	-2.94	17.98	0.06	3.00	Pass
					RB1#24	20.92	-0.79	-2.94	17.98	0.06	3.00	Pass
					RB12#0	20.03	-0.79	-2.94	17.09	0.05	3.00	Pass
					RB12#6	20.02	-0.79	-2.94	17.08	0.05	3.00	Pass
					RB12#13	19.99	-0.79	-2.94	17.05	0.05	3.00	Pass
RB25#0	19.98				-0.79	-2.94	17.04	0.05	3.00	Pass		
16-QAM	RB1#0			19.46	-0.79	-2.94	16.52	0.04	3.00	Pass		
	RB1#13			19.62	-0.79	-2.94	16.68	0.05	3.00	Pass		
	RB1#24			19.52	-0.79	-2.94	16.58	0.05	3.00	Pass		
	RB12#0			18.99	-0.79	-2.94	16.05	0.04	3.00	Pass		
	RB12#6			18.93	-0.79	-2.94	15.99	0.04	3.00	Pass		
	RB12#13			18.94	-0.79	-2.94	16.00	0.04	3.00	Pass		
	RB25#0			18.92	-0.79	-2.94	15.98	0.04	3.00	Pass		
MCH	QPSK		RB1#0	20.91	-0.79	-2.94	17.97	0.06	3.00	Pass		
		RB1#13	21.10	-0.79	-2.94	18.16	0.07	3.00	Pass			
		RB1#24	20.98	-0.79	-2.94	18.04	0.06	3.00	Pass			
		RB12#0	19.99	-0.79	-2.94	17.05	0.05	3.00	Pass			
		RB12#6	20.12	-0.79	-2.94	17.18	0.05	3.00	Pass			
		RB12#13	20.06	-0.79	-2.94	17.12	0.05	3.00	Pass			
		RB25#0	20.02	-0.79	-2.94	17.08	0.05	3.00	Pass			
	16-QAM	RB1#0	19.60	-0.79	-2.94	16.66	0.05	3.00	Pass			
		RB1#13	19.76	-0.79	-2.94	16.82	0.05	3.00	Pass			
		RB1#24	19.73	-0.79	-2.94	16.79	0.05	3.00	Pass			
		RB12#0	18.81	-0.79	-2.94	15.87	0.04	3.00	Pass			
		RB12#6	19.02	-0.79	-2.94	16.08	0.04	3.00	Pass			
		RB12#13	18.95	-0.79	-2.94	16.01	0.04	3.00	Pass			
		RB25#0	19.00	-0.79	-2.94	16.06	0.04	3.00	Pass			
HCH	QPSK	RB1#0	21.03	-0.79	-2.94	18.09	0.06	3.00	Pass			

Test BW	Test Channel	Test Mode	Test RB (Size#Offset)	Conducted Output AV Power (dBm)	Antenna Gain (dBi)	Antenna Gain (dBd)	ERP (dBm)	ERP (W)	Limit (W)	Verdict		
LTE BAND12												
			RB1#13	21.01	-0.79	-2.94	18.07	0.06	3.00	Pass		
			RB1#24	20.88	-0.79	-2.94	17.94	0.06	3.00	Pass		
			RB12#0	20.09	-0.79	-2.94	17.15	0.05	3.00	Pass		
			RB12#6	20.11	-0.79	-2.94	17.17	0.05	3.00	Pass		
			RB12#13	20.07	-0.79	-2.94	17.13	0.05	3.00	Pass		
			RB25#0	20.15	-0.79	-2.94	17.21	0.05	3.00	Pass		
		16-QAM	RB1#0	19.82	-0.79	-2.94	16.88	0.05	3.00	Pass		
			RB1#13	19.70	-0.79	-2.94	16.76	0.05	3.00	Pass		
			RB1#24	19.73	-0.79	-2.94	16.79	0.05	3.00	Pass		
			RB12#0	19.03	-0.79	-2.94	16.09	0.04	3.00	Pass		
			RB12#6	18.98	-0.79	-2.94	16.04	0.04	3.00	Pass		
			RB12#13	18.71	-0.79	-2.94	15.77	0.04	3.00	Pass		
		10 MHz	LCH	QPSK	RB1#0	20.92	-0.79	-2.94	17.98	0.06	3.00	Pass
					RB1#25	21.13	-0.79	-2.94	18.19	0.07	3.00	Pass
RB1#49	21.12				-0.79	-2.94	18.18	0.07	3.00	Pass		
RB25#0	19.87				-0.79	-2.94	16.93	0.05	3.00	Pass		
RB25#13	20.12				-0.79	-2.94	17.18	0.05	3.00	Pass		
RB25#25	20.07				-0.79	-2.94	17.13	0.05	3.00	Pass		
16-QAM	RB50#0			19.95	-0.79	-2.94	17.01	0.05	3.00	Pass		
	RB1#0			19.77	-0.79	-2.94	16.83	0.05	3.00	Pass		
	RB1#25			20.03	-0.79	-2.94	17.09	0.05	3.00	Pass		
	RB1#49			19.97	-0.79	-2.94	17.03	0.05	3.00	Pass		
	RB25#0			18.82	-0.79	-2.94	15.88	0.04	3.00	Pass		
	RB25#13			18.99	-0.79	-2.94	16.05	0.04	3.00	Pass		
MCH	QPSK			RB25#25	19.01	-0.79	-2.94	16.07	0.04	3.00	Pass	
				RB50#0	18.93	-0.79	-2.94	15.99	0.04	3.00	Pass	
		RB1#0	20.88	-0.79	-2.94	17.94	0.06	3.00	Pass			
		RB1#25	21.29	-0.79	-2.94	18.35	0.07	3.00	Pass			
		RB1#49	20.96	-0.79	-2.94	18.02	0.06	3.00	Pass			
		RB25#0	20.04	-0.79	-2.94	17.10	0.05	3.00	Pass			
	16-QAM	RB25#13	20.09	-0.79	-2.94	17.15	0.05	3.00	Pass			
		RB25#25	20.09	-0.79	-2.94	17.15	0.05	3.00	Pass			
		RB50#0	20.07	-0.79	-2.94	17.13	0.05	3.00	Pass			
		RB1#0	19.75	-0.79	-2.94	16.81	0.05	3.00	Pass			
			RB1#25	19.92	-0.79	-2.94	16.98	0.05	3.00	Pass		
			RB1#49	19.71	-0.79	-2.94	16.77	0.05	3.00	Pass		
			RB25#0	18.92	-0.79	-2.94	15.98	0.04	3.00	Pass		

Test BW	Test Channel	Test Mode	Test RB (Size#Offset)	Conducted Output AV Power (dBm)	Antenna Gain (dBi)	Antenna Gain (dBd)	ERP (dBm)	ERP (W)	Limit (W)	Verdict			
LTE BAND12													
			RB25#13	19.07	-0.79	-2.94	16.13	0.04	3.00	Pass			
			RB25#25	19.03	-0.79	-2.94	16.09	0.04	3.00	Pass			
			RB50#0	19.01	-0.79	-2.94	16.07	0.04	3.00	Pass			
		HCH	QPSK	RB1#0	21.28	-0.79	-2.94	18.34	0.07	3.00	Pass		
				RB1#25	21.34	-0.79	-2.94	18.40	0.07	3.00	Pass		
				RB1#49	21.08	-0.79	-2.94	18.14	0.07	3.00	Pass		
				RB25#0	20.11	-0.79	-2.94	17.17	0.05	3.00	Pass		
				RB25#13	20.14	-0.79	-2.94	17.20	0.05	3.00	Pass		
				RB25#25	20.17	-0.79	-2.94	17.23	0.05	3.00	Pass		
				RB50#0	20.08	-0.79	-2.94	17.14	0.05	3.00	Pass		
				16-QAM	RB1#0	19.80	-0.79	-2.94	16.86	0.05	3.00	Pass	
					RB1#25	20.42	-0.79	-2.94	17.48	0.06	3.00	Pass	
			RB1#49		19.77	-0.79	-2.94	16.83	0.05	3.00	Pass		
			RB25#0		19.00	-0.79	-2.94	16.06	0.04	3.00	Pass		
			RB25#13		18.97	-0.79	-2.94	16.03	0.04	3.00	Pass		
			RB25#25		19.05	-0.79	-2.94	16.11	0.04	3.00	Pass		
						RB50#0	19.00	-0.79	-2.94	16.06	0.04	3.00	Pass

Test BW	Test Channel	Test Mode	Test RB (Size#Offset)	Conducted Output Power (dBm)	Antenna Gain (dBi)	Antenna Gain (dBd)	ERP (dBm)	ERP (W)	Limit (W)	Verdict
LTE BAND13										
5 MHz	LCH	QPSK	RB1#0	20.79	1.09	-1.06	19.73	0.09	3.00	Pass
			RB1#13	20.82	1.09	-1.06	19.76	0.09	3.00	Pass
			RB1#24	21.01	1.09	-1.06	19.95	0.10	3.00	Pass
			RB12#0	20.04	1.09	-1.06	18.98	0.08	3.00	Pass
			RB12#6	20.02	1.09	-1.06	18.96	0.08	3.00	Pass
			RB12#13	19.96	1.09	-1.06	18.90	0.08	3.00	Pass
			RB25#0	19.98	1.09	-1.06	18.92	0.08	3.00	Pass
		16-QAM	RB1#0	19.76	1.09	-1.06	18.70	0.07	3.00	Pass
			RB1#13	19.67	1.09	-1.06	18.61	0.07	3.00	Pass
			RB1#24	19.78	1.09	-1.06	18.72	0.07	3.00	Pass
			RB12#0	18.92	1.09	-1.06	17.86	0.06	3.00	Pass
			RB12#6	18.90	1.09	-1.06	17.84	0.06	3.00	Pass
			RB12#13	18.83	1.09	-1.06	17.77	0.06	3.00	Pass
			RB25#0	18.96	1.09	-1.06	17.90	0.06	3.00	Pass
	MCH	QPSK	RB1#0	20.73	1.09	-1.06	19.67	0.09	3.00	Pass
			RB1#13	21.05	1.09	-1.06	19.99	0.10	3.00	Pass
			RB1#24	21.06	1.09	-1.06	20.00	0.10	3.00	Pass
			RB12#0	20.00	1.09	-1.06	18.94	0.08	3.00	Pass
			RB12#6	20.05	1.09	-1.06	18.99	0.08	3.00	Pass
			RB12#13	20.01	1.09	-1.06	18.95	0.08	3.00	Pass
			RB25#0	20.11	1.09	-1.06	19.05	0.08	3.00	Pass
		16-QAM	RB1#0	19.65	1.09	-1.06	18.59	0.07	3.00	Pass
			RB1#13	19.52	1.09	-1.06	18.46	0.07	3.00	Pass
			RB1#24	19.56	1.09	-1.06	18.50	0.07	3.00	Pass
			RB12#0	18.88	1.09	-1.06	17.82	0.06	3.00	Pass
			RB12#6	18.90	1.09	-1.06	17.84	0.06	3.00	Pass
			RB12#13	18.94	1.09	-1.06	17.88	0.06	3.00	Pass
			RB25#0	18.99	1.09	-1.06	17.93	0.06	3.00	Pass
	HCH	QPSK	RB1#0	21.01	1.09	-1.06	19.95	0.10	3.00	Pass
			RB1#13	21.03	1.09	-1.06	19.97	0.10	3.00	Pass
RB1#24			21.10	1.09	-1.06	20.04	0.10	3.00	Pass	
RB12#0			20.05	1.09	-1.06	18.99	0.08	3.00	Pass	
RB12#6			20.05	1.09	-1.06	18.99	0.08	3.00	Pass	
RB12#13			20.04	1.09	-1.06	18.98	0.08	3.00	Pass	
RB25#0			20.09	1.09	-1.06	19.03	0.08	3.00	Pass	
16-QAM		RB1#0	19.65	1.09	-1.06	18.59	0.07	3.00	Pass	
		RB1#13	19.73	1.09	-1.06	18.67	0.07	3.00	Pass	

Test BW	Test Channel	Test Mode	Test RB (Size#Offset)	Conducted Output AV Power (dBm)	Antenna Gain (dBi)	Antenna Gain (dBd)	ERP (dBm)	ERP (W)	Limit (W)	Verdict
LTE BAND13										
10 MHz			RB1#24	19.74	1.09	-1.06	18.68	0.07	3.00	Pass
			RB12#0	18.95	1.09	-1.06	17.89	0.06	3.00	Pass
			RB12#6	19.05	1.09	-1.06	17.99	0.06	3.00	Pass
			RB12#13	19.03	1.09	-1.06	17.97	0.06	3.00	Pass
			RB25#0	18.97	1.09	-1.06	17.91	0.06	3.00	Pass
	LCH	QPSK	RB1#0	21.09	1.09	-1.06	20.03	0.10	3.00	Pass
			RB1#25	21.24	1.09	-1.06	20.18	0.10	3.00	Pass
			RB1#49	21.21	1.09	-1.06	20.15	0.10	3.00	Pass
			RB25#0	20.02	1.09	-1.06	18.96	0.08	3.00	Pass
			RB25#13	20.06	1.09	-1.06	19.00	0.08	3.00	Pass
			RB25#25	20.04	1.09	-1.06	18.98	0.08	3.00	Pass
			RB50#0	20.12	1.09	-1.06	19.06	0.08	3.00	Pass
		16-QAM	RB1#0	19.78	1.09	-1.06	18.72	0.07	3.00	Pass
			RB1#25	19.90	1.09	-1.06	18.84	0.08	3.00	Pass
			RB1#49	19.91	1.09	-1.06	18.85	0.08	3.00	Pass
			RB25#0	18.89	1.09	-1.06	17.83	0.06	3.00	Pass
			RB25#13	18.97	1.09	-1.06	17.91	0.06	3.00	Pass
			RB25#25	18.95	1.09	-1.06	17.89	0.06	3.00	Pass
			RB50#0	18.99	1.09	-1.06	17.93	0.06	3.00	Pass
	MCH	QPSK	RB1#0	20.79	1.09	-1.06	19.73	0.09	3.00	Pass
			RB1#25	20.82	1.09	-1.06	19.76	0.09	3.00	Pass
			RB1#49	21.01	1.09	-1.06	19.95	0.10	3.00	Pass
			RB25#0	20.04	1.09	-1.06	18.98	0.08	3.00	Pass
			RB25#13	20.02	1.09	-1.06	18.96	0.08	3.00	Pass
			RB25#25	19.96	1.09	-1.06	18.90	0.08	3.00	Pass
			RB50#0	19.98	1.09	-1.06	18.92	0.08	3.00	Pass
		16-QAM	RB1#0	19.76	1.09	-1.06	18.70	0.07	3.00	Pass
RB1#25			19.67	1.09	-1.06	18.61	0.07	3.00	Pass	
RB1#49			19.78	1.09	-1.06	18.72	0.07	3.00	Pass	
RB25#0			18.92	1.09	-1.06	17.86	0.06	3.00	Pass	
RB25#13			18.90	1.09	-1.06	17.84	0.06	3.00	Pass	
RB25#25			18.83	1.09	-1.06	17.77	0.06	3.00	Pass	
RB50#0			18.96	1.09	-1.06	17.90	0.06	3.00	Pass	
HCH	QPSK	RB1#0	20.73	1.09	-1.06	19.67	0.09	3.00	Pass	
		RB1#25	21.05	1.09	-1.06	19.99	0.10	3.00	Pass	
		RB1#49	21.06	1.09	-1.06	20.00	0.10	3.00	Pass	
		RB25#0	20.00	1.09	-1.06	18.94	0.08	3.00	Pass	
		RB25#13	20.05	1.09	-1.06	18.99	0.08	3.00	Pass	

Test BW	Test Channel	Test Mode	Test RB (Size#Offset)	Conducted Output AV Power (dBm)	Antenna Gain (dBi)	Antenna Gain (dBd)	ERP (dBm)	ERP (W)	Limit (W)	Verdict
LTE BAND13										
			RB25#25	20.01	1.09	-1.06	18.95	0.08	3.00	Pass
			RB50#0	20.11	1.09	-1.06	19.05	0.08	3.00	Pass
		16-QAM	RB1#0	19.65	1.09	-1.06	18.59	0.07	3.00	Pass
			RB1#25	19.52	1.09	-1.06	18.46	0.07	3.00	Pass
			RB1#49	19.56	1.09	-1.06	18.50	0.07	3.00	Pass
			RB25#0	18.88	1.09	-1.06	17.82	0.06	3.00	Pass
			RB25#13	18.90	1.09	-1.06	17.84	0.06	3.00	Pass
			RB25#25	18.94	1.09	-1.06	17.88	0.06	3.00	Pass
			RB50#0	18.99	1.09	-1.06	17.93	0.06	3.00	Pass

Test BW	Test Channel	Test Mode	Test RB (Size#Offset)	Conducted Output AV Power (dBm)	Antenna Gain (dBi)	EIRP (dBm)	EIRP (W)	Limit (W)	Verdict
LTE BAND25									
1.4 MHz	LCH	QPSK	RB1#0	24.97	1.25	26.22	0.42	2.00	Pass
			RB1#3	25.12	1.25	26.37	0.43	2.00	Pass
			RB1#5	24.96	1.25	26.21	0.42	2.00	Pass
			RB3#0	24.92	1.25	26.17	0.41	2.00	Pass
			RB3#2	24.97	1.25	26.22	0.42	2.00	Pass
			RB3#3	24.93	1.25	26.18	0.41	2.00	Pass
		RB6#0	24.02	1.25	25.27	0.34	2.00	Pass	
		16-QAM	RB1#0	23.95	1.25	25.20	0.33	2.00	Pass
			RB1#3	23.84	1.25	25.09	0.32	2.00	Pass
			RB1#5	23.80	1.25	25.05	0.32	2.00	Pass
			RB3#0	24.02	1.25	25.27	0.34	2.00	Pass
			RB3#2	23.97	1.25	25.22	0.33	2.00	Pass
	RB3#3		23.99	1.25	25.24	0.33	2.00	Pass	
	RB6#0	22.94	1.25	24.19	0.26	2.00	Pass		
	MCH	QPSK	RB1#0	24.45	1.25	25.70	0.37	2.00	Pass
			RB1#3	24.50	1.25	25.75	0.38	2.00	Pass
			RB1#5	24.41	1.25	25.66	0.37	2.00	Pass
			RB3#0	24.52	1.25	25.77	0.38	2.00	Pass
			RB3#2	24.68	1.25	25.93	0.39	2.00	Pass
			RB3#3	24.54	1.25	25.79	0.38	2.00	Pass
		RB6#0	23.65	1.25	24.90	0.31	2.00	Pass	
		16-QAM	RB1#0	23.40	1.25	24.65	0.29	2.00	Pass
			RB1#3	23.39	1.25	24.64	0.29	2.00	Pass
			RB1#5	23.13	1.25	24.38	0.27	2.00	Pass
			RB3#0	23.64	1.25	24.89	0.31	2.00	Pass
			RB3#2	23.62	1.25	24.87	0.31	2.00	Pass
	RB3#3		23.51	1.25	24.76	0.30	2.00	Pass	
	RB6#0	22.47	1.25	23.72	0.24	2.00	Pass		
	HCH	QPSK	RB1#0	23.85	1.25	25.10	0.32	2.00	Pass
			RB1#3	24.01	1.25	25.26	0.34	2.00	Pass
			RB1#5	23.94	1.25	25.19	0.33	2.00	Pass
			RB3#0	23.97	1.25	25.22	0.33	2.00	Pass
			RB3#2	23.82	1.25	25.07	0.32	2.00	Pass
			RB3#3	23.91	1.25	25.16	0.33	2.00	Pass
		RB6#0	22.96	1.25	24.21	0.26	2.00	Pass	
		16-QAM	RB1#0	22.88	1.25	24.13	0.26	2.00	Pass
RB1#3	22.98	1.25	24.23	0.26	2.00	Pass			

Test BW	Test Channel	Test Mode	Test RB (Size#Offset)	Conducted Output AV Power (dBm)	Antenna Gain (dBi)	EIRP (dBm)	EIRP (W)	Limit (W)	Verdict
LTE BAND25									
3 MHz			RB1#5	22.91	1.25	24.16	0.26	2.00	Pass
			RB3#0	23.09	1.25	24.34	0.27	2.00	Pass
			RB3#2	22.97	1.25	24.22	0.26	2.00	Pass
			RB3#3	22.86	1.25	24.11	0.26	2.00	Pass
			RB6#0	21.87	1.25	23.12	0.21	2.00	Pass
	LCH	QPSK	RB1#0	25.01	1.25	26.26	0.42	2.00	Pass
			RB1#7	24.99	1.25	26.24	0.42	2.00	Pass
			RB1#14	25.02	1.25	26.27	0.42	2.00	Pass
			RB8#0	24.05	1.25	25.30	0.34	2.00	Pass
			RB8#4	23.99	1.25	25.24	0.33	2.00	Pass
			RB8#7	24.01	1.25	25.26	0.34	2.00	Pass
			RB15#0	24.05	1.25	25.30	0.34	2.00	Pass
		16-QAM	RB1#0	23.93	1.25	25.18	0.33	2.00	Pass
			RB1#7	23.75	1.25	25.00	0.32	2.00	Pass
			RB1#14	23.86	1.25	25.11	0.32	2.00	Pass
			RB8#0	22.91	1.25	24.16	0.26	2.00	Pass
			RB8#4	22.93	1.25	24.18	0.26	2.00	Pass
			RB8#7	22.94	1.25	24.19	0.26	2.00	Pass
	MCH	QPSK	RB1#0	24.61	1.25	25.86	0.39	2.00	Pass
			RB1#7	24.49	1.25	25.74	0.37	2.00	Pass
			RB1#14	24.54	1.25	25.79	0.38	2.00	Pass
			RB8#0	23.66	1.25	24.91	0.31	2.00	Pass
			RB8#4	23.71	1.25	24.96	0.31	2.00	Pass
			RB8#7	23.58	1.25	24.83	0.30	2.00	Pass
			RB15#0	23.67	1.25	24.92	0.31	2.00	Pass
		16-QAM	RB1#0	23.53	1.25	24.78	0.30	2.00	Pass
			RB1#7	23.38	1.25	24.63	0.29	2.00	Pass
			RB1#14	23.37	1.25	24.62	0.29	2.00	Pass
RB8#0			22.52	1.25	23.77	0.24	2.00	Pass	
RB8#4			22.55	1.25	23.80	0.24	2.00	Pass	
HCH	QPSK	RB8#7	22.49	1.25	23.74	0.24	2.00	Pass	
		RB15#0	22.54	1.25	23.79	0.24	2.00	Pass	
		RB1#0	23.99	1.25	25.24	0.33	2.00	Pass	
		RB1#7	23.98	1.25	25.23	0.33	2.00	Pass	
		RB1#14	24.00	1.25	25.25	0.33	2.00	Pass	
			RB8#0	23.09	1.25	24.34	0.27	2.00	Pass
			RB8#4	22.99	1.25	24.24	0.27	2.00	Pass

Test BW	Test Channel	Test Mode	Test RB (Size#Offset)	Conducted Output AV Power (dBm)	Antenna Gain (dBi)	EIRP (dBm)	EIRP (W)	Limit (W)	Verdict		
LTE BAND25											
		16-QAM	RB8#7	22.98	1.25	24.23	0.26	2.00	Pass		
			RB15#0	23.05	1.25	24.30	0.27	2.00	Pass		
			RB1#0	23.02	1.25	24.27	0.27	2.00	Pass		
			RB1#7	22.80	1.25	24.05	0.25	2.00	Pass		
			RB1#14	22.77	1.25	24.02	0.25	2.00	Pass		
			RB8#0	22.01	1.25	23.26	0.21	2.00	Pass		
			RB8#4	21.85	1.25	23.10	0.20	2.00	Pass		
			RB8#7	21.98	1.25	23.23	0.21	2.00	Pass		
					RB15#0	22.01	1.25	23.26	0.21	2.00	Pass
		5 MHz	LCH	QPSK	RB1#0	24.78	1.25	26.03	0.40	2.00	Pass
					RB1#13	24.91	1.25	26.16	0.41	2.00	Pass
					RB1#24	24.87	1.25	26.12	0.41	2.00	Pass
					RB12#0	24.04	1.25	25.29	0.34	2.00	Pass
					RB12#6	23.96	1.25	25.21	0.33	2.00	Pass
					RB12#13	23.96	1.25	25.21	0.33	2.00	Pass
RB25#0	24.05				1.25	25.30	0.34	2.00	Pass		
				16-QAM	RB1#0	23.58	1.25	24.83	0.30	2.00	Pass
					RB1#13	23.57	1.25	24.82	0.30	2.00	Pass
					RB1#24	23.56	1.25	24.81	0.30	2.00	Pass
					RB12#0	22.96	1.25	24.21	0.26	2.00	Pass
					RB12#6	23.00	1.25	24.25	0.27	2.00	Pass
					RB12#13	22.93	1.25	24.18	0.26	2.00	Pass
					RB25#0	23.01	1.25	24.26	0.27	2.00	Pass
	MCH		QPSK	RB1#0	24.56	1.25	25.81	0.38	2.00	Pass	
					RB1#13	24.46	1.25	25.71	0.37	2.00	Pass
					RB1#24	24.45	1.25	25.70	0.37	2.00	Pass
					RB12#0	23.62	1.25	24.87	0.31	2.00	Pass
					RB12#6	23.71	1.25	24.96	0.31	2.00	Pass
					RB12#13	23.55	1.25	24.80	0.30	2.00	Pass
					RB25#0	23.61	1.25	24.86	0.31	2.00	Pass
			16-QAM	RB1#0	23.49	1.25	24.74	0.30	2.00	Pass	
				RB1#13	23.37	1.25	24.62	0.29	2.00	Pass	
				RB1#24	23.21	1.25	24.46	0.28	2.00	Pass	
		RB12#0		22.50	1.25	23.75	0.24	2.00	Pass		
		RB12#6		22.47	1.25	23.72	0.24	2.00	Pass		
		RB12#13		22.44	1.25	23.69	0.23	2.00	Pass		
			RB25#0	22.56	1.25	23.81	0.24	2.00	Pass		
	HCH	QPSK	RB1#0	23.77	1.25	25.02	0.32	2.00	Pass		

Test BW	Test Channel	Test Mode	Test RB (Size#Offset)	Conducted Output AV Power (dBm)	Antenna Gain (dBi)	EIRP (dBm)	EIRP (W)	Limit (W)	Verdict
LTE BAND25									
			RB1#13	23.87	1.25	25.12	0.33	2.00	Pass
			RB1#24	23.85	1.25	25.10	0.32	2.00	Pass
			RB12#0	22.96	1.25	24.21	0.26	2.00	Pass
			RB12#6	22.89	1.25	24.14	0.26	2.00	Pass
			RB12#13	23.00	1.25	24.25	0.27	2.00	Pass
			RB25#0	22.94	1.25	24.19	0.26	2.00	Pass
		16-QAM	RB1#0	22.72	1.25	23.97	0.25	2.00	Pass
			RB1#13	22.62	1.25	23.87	0.24	2.00	Pass
			RB1#24	22.68	1.25	23.93	0.25	2.00	Pass
			RB12#0	21.91	1.25	23.16	0.21	2.00	Pass
			RB12#6	21.90	1.25	23.15	0.21	2.00	Pass
			RB12#13	21.96	1.25	23.21	0.21	2.00	Pass
			RB25#0	21.87	1.25	23.12	0.21	2.00	Pass
			10 MHz	LCH	QPSK	RB1#0	24.98	1.25	26.23
RB1#25	25.04	1.25				26.29	0.43	2.00	Pass
RB1#49	25.15	1.25				26.40	0.44	2.00	Pass
RB25#0	24.01	1.25				25.26	0.34	2.00	Pass
RB25#13	23.98	1.25				25.23	0.33	2.00	Pass
RB25#25	23.93	1.25				25.18	0.33	2.00	Pass
RB50#0	23.97	1.25				25.22	0.33	2.00	Pass
16-QAM	RB1#0	23.91			1.25	25.16	0.33	2.00	Pass
	RB1#25	23.87			1.25	25.12	0.33	2.00	Pass
	RB1#49	23.77			1.25	25.02	0.32	2.00	Pass
	RB25#0	22.91			1.25	24.16	0.26	2.00	Pass
	RB25#13	22.94			1.25	24.19	0.26	2.00	Pass
	RB25#25	22.92			1.25	24.17	0.26	2.00	Pass
	RB50#0	22.91			1.25	24.16	0.26	2.00	Pass
10 MHz	MCH	QPSK	RB1#0	24.66	1.25	25.91	0.39	2.00	Pass
			RB1#25	24.71	1.25	25.96	0.39	2.00	Pass
			RB1#49	24.54	1.25	25.79	0.38	2.00	Pass
			RB25#0	23.72	1.25	24.97	0.31	2.00	Pass
			RB25#13	23.70	1.25	24.95	0.31	2.00	Pass
			RB25#25	23.52	1.25	24.77	0.30	2.00	Pass
			RB50#0	23.65	1.25	24.90	0.31	2.00	Pass
		16-QAM	RB1#0	23.52	1.25	24.77	0.30	2.00	Pass
			RB1#25	23.38	1.25	24.63	0.29	2.00	Pass
			RB1#49	23.32	1.25	24.57	0.29	2.00	Pass
			RB25#0	22.64	1.25	23.89	0.24	2.00	Pass

Test BW	Test Channel	Test Mode	Test RB (Size#Offset)	Conducted Output AV Power (dBm)	Antenna Gain (dBi)	EIRP (dBm)	EIRP (W)	Limit (W)	Verdict	
LTE BAND25										
15 MHz	HCH	QPSK	RB25#13	22.64	1.25	23.89	0.24	2.00	Pass	
			RB25#25	22.51	1.25	23.76	0.24	2.00	Pass	
			RB50#0	22.59	1.25	23.84	0.24	2.00	Pass	
		16-QAM	QPSK	RB1#0	24.06	1.25	25.31	0.34	2.00	Pass
				RB1#25	24.04	1.25	25.29	0.34	2.00	Pass
				RB1#49	23.88	1.25	25.13	0.33	2.00	Pass
			16-QAM	RB25#0	23.09	1.25	24.34	0.27	2.00	Pass
				RB25#13	22.91	1.25	24.16	0.26	2.00	Pass
				RB25#25	22.93	1.25	24.18	0.26	2.00	Pass
	RB50#0			23.07	1.25	24.32	0.27	2.00	Pass	
	RB1#0			22.95	1.25	24.20	0.26	2.00	Pass	
	RB1#25			22.84	1.25	24.09	0.26	2.00	Pass	
	LCH	QPSK	RB1#49	22.97	1.25	24.22	0.26	2.00	Pass	
			RB25#0	21.96	1.25	23.21	0.21	2.00	Pass	
			RB25#13	21.83	1.25	23.08	0.20	2.00	Pass	
			RB25#25	21.85	1.25	23.10	0.20	2.00	Pass	
			RB50#0	21.96	1.25	23.21	0.21	2.00	Pass	
			RB1#0	24.99	1.25	26.24	0.42	2.00	Pass	
		16-QAM	RB1#38	25.07	1.25	26.32	0.43	2.00	Pass	
			RB1#74	25.12	1.25	26.37	0.43	2.00	Pass	
			RB36#0	24.01	1.25	25.26	0.34	2.00	Pass	
RB36#19			23.94	1.25	25.19	0.33	2.00	Pass		
RB36#39			23.91	1.25	25.16	0.33	2.00	Pass		
RB75#0			23.95	1.25	25.20	0.33	2.00	Pass		
MCH	QPSK	RB1#0	23.89	1.25	25.14	0.33	2.00	Pass		
		RB1#38	23.94	1.25	25.19	0.33	2.00	Pass		
		RB1#74	23.92	1.25	25.17	0.33	2.00	Pass		
		RB36#0	22.94	1.25	24.19	0.26	2.00	Pass		
		RB36#19	22.89	1.25	24.14	0.26	2.00	Pass		
		RB36#39	22.95	1.25	24.20	0.26	2.00	Pass		
		RB75#0	22.91	1.25	24.16	0.26	2.00	Pass		
MCH	QPSK	RB1#0	24.63	1.25	25.88	0.39	2.00	Pass		
		RB1#38	24.53	1.25	25.78	0.38	2.00	Pass		
		RB1#74	24.49	1.25	25.74	0.37	2.00	Pass		
		RB36#0	23.72	1.25	24.97	0.31	2.00	Pass		
		RB36#19	23.75	1.25	25.00	0.32	2.00	Pass		
		RB36#39	23.52	1.25	24.77	0.30	2.00	Pass		
		RB75#0	23.67	1.25	24.92	0.31	2.00	Pass		

Test BW	Test Channel	Test Mode	Test RB (Size#Offset)	Conducted Output AV Power (dBm)	Antenna Gain (dBi)	EIRP (dBm)	EIRP (W)	Limit (W)	Verdict
LTE BAND25									
20 MHz	HCH	16-QAM	RB1#0	23.63	1.25	24.88	0.31	2.00	Pass
			RB1#38	23.32	1.25	24.57	0.29	2.00	Pass
			RB1#74	23.18	1.25	24.43	0.28	2.00	Pass
			RB36#0	22.67	1.25	23.92	0.25	2.00	Pass
			RB36#19	22.63	1.25	23.88	0.24	2.00	Pass
			RB36#39	22.52	1.25	23.77	0.24	2.00	Pass
			RB75#0	22.62	1.25	23.87	0.24	2.00	Pass
		QPSK	RB1#0	23.89	1.25	25.14	0.33	2.00	Pass
			RB1#38	23.93	1.25	25.18	0.33	2.00	Pass
			RB1#74	23.88	1.25	25.13	0.33	2.00	Pass
			RB36#0	23.12	1.25	24.37	0.27	2.00	Pass
			RB36#19	23.11	1.25	24.36	0.27	2.00	Pass
			RB36#39	22.91	1.25	24.16	0.26	2.00	Pass
			RB75#0	23.11	1.25	24.36	0.27	2.00	Pass
	16-QAM	RB1#0	23.07	1.25	24.32	0.27	2.00	Pass	
		RB1#38	23.07	1.25	24.32	0.27	2.00	Pass	
		RB1#74	22.95	1.25	24.20	0.26	2.00	Pass	
		RB36#0	22.04	1.25	23.29	0.21	2.00	Pass	
		RB36#19	22.00	1.25	23.25	0.21	2.00	Pass	
		RB36#39	21.92	1.25	23.17	0.21	2.00	Pass	
		RB75#0	22.02	1.25	23.27	0.21	2.00	Pass	
	LCH	QPSK	RB1#0	24.79	1.25	26.04	0.40	2.00	Pass
			RB1#50	24.99	1.25	26.24	0.42	2.00	Pass
			RB1#99	25.02	1.25	26.27	0.42	2.00	Pass
			RB50#0	23.96	1.25	25.21	0.33	2.00	Pass
			RB50#25	24.05	1.25	25.30	0.34	2.00	Pass
			RB50#50	23.93	1.25	25.18	0.33	2.00	Pass
			RB100#0	23.99	1.25	25.24	0.33	2.00	Pass
16-QAM		RB1#0	23.57	1.25	24.82	0.30	2.00	Pass	
		RB1#50	23.83	1.25	25.08	0.32	2.00	Pass	
		RB1#99	23.73	1.25	24.98	0.31	2.00	Pass	
		RB50#0	22.88	1.25	24.13	0.26	2.00	Pass	
		RB50#25	22.94	1.25	24.19	0.26	2.00	Pass	
		RB50#50	22.93	1.25	24.18	0.26	2.00	Pass	
		RB100#0	22.92	1.25	24.17	0.26	2.00	Pass	
MCH	QPSK	RB1#0	24.75	1.25	26.00	0.40	2.00	Pass	
		RB1#50	24.87	1.25	26.12	0.41	2.00	Pass	
		RB1#99	24.55	1.25	25.80	0.38	2.00	Pass	

Test BW	Test Channel	Test Mode	Test RB (Size#Offset)	Conducted Output AV Power (dBm)	Antenna Gain (dBi)	EIRP (dBm)	EIRP (W)	Limit (W)	Verdict			
LTE BAND25												
			RB50#0	23.75	1.25	25.00	0.32	2.00	Pass			
			RB50#25	23.77	1.25	25.02	0.32	2.00	Pass			
			RB50#50	23.52	1.25	24.77	0.30	2.00	Pass			
			RB100#0	23.74	1.25	24.99	0.32	2.00	Pass			
		16-QAM		RB1#0	23.40	1.25	24.65	0.29	2.00	Pass		
				RB1#50	23.35	1.25	24.60	0.29	2.00	Pass		
				RB1#99	23.12	1.25	24.37	0.27	2.00	Pass		
				RB50#0	22.68	1.25	23.93	0.25	2.00	Pass		
				RB50#25	22.64	1.25	23.89	0.24	2.00	Pass		
				RB50#50	22.49	1.25	23.74	0.24	2.00	Pass		
				RB100#0	22.65	1.25	23.90	0.25	2.00	Pass		
				HCH	QPSK	RB1#0	23.91	1.25	25.16	0.33	2.00	Pass
						RB1#50	24.12	1.25	25.37	0.34	2.00	Pass
						RB1#99	23.89	1.25	25.14	0.33	2.00	Pass
	RB50#0	23.20	1.25			24.45	0.28	2.00	Pass			
	RB50#25	23.14	1.25			24.39	0.27	2.00	Pass			
	RB50#50	23.10	1.25			24.35	0.27	2.00	Pass			
	RB100#0	23.16	1.25			24.41	0.28	2.00	Pass			
	16-QAM	RB1#0	22.95	1.25	24.20	0.26	2.00	Pass				
		RB1#50	22.91	1.25	24.16	0.26	2.00	Pass				
		RB1#99	22.85	1.25	24.10	0.26	2.00	Pass				
		RB50#0	22.09	1.25	23.34	0.22	2.00	Pass				
		RB50#25	22.07	1.25	23.32	0.21	2.00	Pass				
		RB50#50	21.97	1.25	23.22	0.21	2.00	Pass				
		RB100#0	22.06	1.25	23.31	0.21	2.00	Pass				

Test BW	Test Channel	Test Mode	Test RB (Size#Offset)	Conducted Output Power (dBm)	Antenna Gain (dBi)	Antenna Gain (dBd)	ERP (dBm)	ERP (W)	Limit (W)	Verdict
LTE BAND26 (Part22)										
1.4 MHz	LCH	QPSK	RB1#0	21.34	0.11	-2.04	19.30	0.09	7.00	Pass
			RB1#3	21.58	0.11	-2.04	19.54	0.09	7.00	Pass
			RB1#5	21.42	0.11	-2.04	19.38	0.09	7.00	Pass
			RB3#0	21.51	0.11	-2.04	19.47	0.09	7.00	Pass
			RB3#2	21.51	0.11	-2.04	19.47	0.09	7.00	Pass
			RB3#3	21.49	0.11	-2.04	19.45	0.09	7.00	Pass
		RB6#0	20.57	0.11	-2.04	18.53	0.07	7.00	Pass	
		16-QAM	RB1#0	20.19	0.11	-2.04	18.15	0.07	7.00	Pass
			RB1#3	20.41	0.11	-2.04	18.37	0.07	7.00	Pass
			RB1#5	20.32	0.11	-2.04	18.28	0.07	7.00	Pass
			RB3#0	20.55	0.11	-2.04	18.51	0.07	7.00	Pass
			RB3#2	20.55	0.11	-2.04	18.51	0.07	7.00	Pass
	RB3#3		20.51	0.11	-2.04	18.47	0.07	7.00	Pass	
	RB6#0	19.46	0.11	-2.04	17.42	0.06	7.00	Pass		
	MCH	QPSK	RB1#0	21.54	0.11	-2.04	19.50	0.09	7.00	Pass
			RB1#3	21.74	0.11	-2.04	19.70	0.09	7.00	Pass
			RB1#5	21.66	0.11	-2.04	19.62	0.09	7.00	Pass
			RB3#0	21.42	0.11	-2.04	19.38	0.09	7.00	Pass
			RB3#2	21.59	0.11	-2.04	19.55	0.09	7.00	Pass
			RB3#3	21.42	0.11	-2.04	19.38	0.09	7.00	Pass
		RB6#0	20.48	0.11	-2.04	18.44	0.07	7.00	Pass	
		16-QAM	RB1#0	20.34	0.11	-2.04	18.30	0.07	7.00	Pass
			RB1#3	20.61	0.11	-2.04	18.57	0.07	7.00	Pass
			RB1#5	20.28	0.11	-2.04	18.24	0.07	7.00	Pass
			RB3#0	20.48	0.11	-2.04	18.44	0.07	7.00	Pass
			RB3#2	20.62	0.11	-2.04	18.58	0.07	7.00	Pass
	RB3#3		20.49	0.11	-2.04	18.45	0.07	7.00	Pass	
	RB6#0	19.48	0.11	-2.04	17.44	0.06	7.00	Pass		
	HCH	QPSK	RB1#0	21.66	0.11	-2.04	19.62	0.09	7.00	Pass
			RB1#3	21.95	0.11	-2.04	19.91	0.10	7.00	Pass
			RB1#5	21.87	0.11	-2.04	19.83	0.10	7.00	Pass
			RB3#0	21.74	0.11	-2.04	19.70	0.09	7.00	Pass
			RB3#2	21.75	0.11	-2.04	19.71	0.09	7.00	Pass
			RB3#3	21.69	0.11	-2.04	19.65	0.09	7.00	Pass
		RB6#0	20.75	0.11	-2.04	18.71	0.07	7.00	Pass	
		16-QAM	RB1#0	20.50	0.11	-2.04	18.46	0.07	7.00	Pass
RB1#3			20.47	0.11	-2.04	18.43	0.07	7.00	Pass	

Test BW	Test Channel	Test Mode	Test RB (Size#Off set)	Conducted Output AV Power (dBm)	Antenn a Gain (dBi)	Antenn a Gain (dBd)	ERP (dBm)	ERP (W)	Limit (W)	Verdict
LTE BAND26 (Part22)										
3 MHz			RB1#5	20.52	0.11	-2.04	18.48	0.07	7.00	Pass
			RB3#0	20.68	0.11	-2.04	18.64	0.07	7.00	Pass
			RB3#2	20.75	0.11	-2.04	18.71	0.07	7.00	Pass
			RB3#3	20.79	0.11	-2.04	18.75	0.07	7.00	Pass
			RB6#0	19.70	0.11	-2.04	17.66	0.06	7.00	Pass
	LCH	QPSK	RB1#0	21.61	0.11	-2.04	19.57	0.09	7.00	Pass
			RB1#7	21.71	0.11	-2.04	19.67	0.09	7.00	Pass
			RB1#14	21.63	0.11	-2.04	19.59	0.09	7.00	Pass
			RB8#0	20.69	0.11	-2.04	18.65	0.07	7.00	Pass
			RB8#4	20.63	0.11	-2.04	18.59	0.07	7.00	Pass
			RB8#7	20.56	0.11	-2.04	18.52	0.07	7.00	Pass
			RB15#0	20.53	0.11	-2.04	18.49	0.07	7.00	Pass
		16-QAM	RB1#0	20.47	0.11	-2.04	18.43	0.07	7.00	Pass
			RB1#7	20.41	0.11	-2.04	18.37	0.07	7.00	Pass
			RB1#14	20.52	0.11	-2.04	18.48	0.07	7.00	Pass
			RB8#0	19.64	0.11	-2.04	17.60	0.06	7.00	Pass
			RB8#4	19.61	0.11	-2.04	17.57	0.06	7.00	Pass
			RB8#7	19.48	0.11	-2.04	17.44	0.06	7.00	Pass
			RB15#0	19.55	0.11	-2.04	17.51	0.06	7.00	Pass
	MCH	QPSK	RB1#0	21.33	0.11	-2.04	19.29	0.08	7.00	Pass
			RB1#7	21.52	0.11	-2.04	19.48	0.09	7.00	Pass
			RB1#14	21.58	0.11	-2.04	19.54	0.09	7.00	Pass
			RB8#0	20.44	0.11	-2.04	18.40	0.07	7.00	Pass
			RB8#4	20.55	0.11	-2.04	18.51	0.07	7.00	Pass
			RB8#7	20.54	0.11	-2.04	18.50	0.07	7.00	Pass
			RB15#0	20.40	0.11	-2.04	18.36	0.07	7.00	Pass
		16-QAM	RB1#0	20.23	0.11	-2.04	18.19	0.07	7.00	Pass
			RB1#7	20.26	0.11	-2.04	18.22	0.07	7.00	Pass
RB1#14			20.16	0.11	-2.04	18.12	0.06	7.00	Pass	
RB8#0			19.34	0.11	-2.04	17.30	0.05	7.00	Pass	
RB8#4			19.51	0.11	-2.04	17.47	0.06	7.00	Pass	
RB8#7			19.50	0.11	-2.04	17.46	0.06	7.00	Pass	
RB15#0			19.42	0.11	-2.04	17.38	0.05	7.00	Pass	
HCH	QPSK	RB1#0	21.78	0.11	-2.04	19.74	0.09	7.00	Pass	
		RB1#7	21.78	0.11	-2.04	19.74	0.09	7.00	Pass	
		RB1#14	21.82	0.11	-2.04	19.78	0.10	7.00	Pass	
		RB8#0	20.71	0.11	-2.04	18.67	0.07	7.00	Pass	
		RB8#4	20.75	0.11	-2.04	18.71	0.07	7.00	Pass	

Test BW	Test Channel	Test Mode	Test RB (Size#Off set)	Conducted Output AV Power (dBm)	Antenn a Gain (dBi)	Antenn a Gain (dBd)	ERP (dBm)	ERP (W)	Limit (W)	Verdict		
LTE BAND26 (Part22)												
		16-QAM	RB8#7	20.71	0.11	-2.04	18.67	0.07	7.00	Pass		
			RB15#0	20.74	0.11	-2.04	18.70	0.07	7.00	Pass		
			RB1#0	20.61	0.11	-2.04	18.57	0.07	7.00	Pass		
			RB1#7	20.52	0.11	-2.04	18.48	0.07	7.00	Pass		
			RB1#14	20.69	0.11	-2.04	18.65	0.07	7.00	Pass		
			RB8#0	19.64	0.11	-2.04	17.60	0.06	7.00	Pass		
			RB8#4	19.75	0.11	-2.04	17.71	0.06	7.00	Pass		
			RB8#7	19.68	0.11	-2.04	17.64	0.06	7.00	Pass		
					RB15#0	19.68	0.11	-2.04	17.64	0.06	7.00	Pass
		5 MHz	LCH	QPSK	RB1#0	21.37	0.11	-2.04	19.33	0.09	7.00	Pass
					RB1#13	21.60	0.11	-2.04	19.56	0.09	7.00	Pass
					RB1#24	21.38	0.11	-2.04	19.34	0.09	7.00	Pass
					RB12#0	20.50	0.11	-2.04	18.46	0.07	7.00	Pass
					RB12#6	20.61	0.11	-2.04	18.57	0.07	7.00	Pass
					RB12#13	20.49	0.11	-2.04	18.45	0.07	7.00	Pass
RB25#0	20.55				0.11	-2.04	18.51	0.07	7.00	Pass		
				16-QAM	RB1#0	20.10	0.11	-2.04	18.06	0.06	7.00	Pass
					RB1#13	20.26	0.11	-2.04	18.22	0.07	7.00	Pass
					RB1#24	20.12	0.11	-2.04	18.08	0.06	7.00	Pass
					RB12#0	19.46	0.11	-2.04	17.42	0.06	7.00	Pass
					RB12#6	19.36	0.11	-2.04	17.32	0.05	7.00	Pass
					RB12#13	19.27	0.11	-2.04	17.23	0.05	7.00	Pass
					RB25#0	19.45	0.11	-2.04	17.41	0.06	7.00	Pass
	MCH		QPSK	RB1#0	21.26	0.11	-2.04	19.22	0.08	7.00	Pass	
					RB1#13	21.53	0.11	-2.04	19.49	0.09	7.00	Pass
					RB1#24	21.52	0.11	-2.04	19.48	0.09	7.00	Pass
					RB12#0	20.43	0.11	-2.04	18.39	0.07	7.00	Pass
					RB12#6	20.55	0.11	-2.04	18.51	0.07	7.00	Pass
					RB12#13	20.54	0.11	-2.04	18.50	0.07	7.00	Pass
					RB25#0	20.45	0.11	-2.04	18.41	0.07	7.00	Pass
				16-QAM	RB1#0	20.10	0.11	-2.04	18.06	0.06	7.00	Pass
					RB1#13	20.19	0.11	-2.04	18.15	0.07	7.00	Pass
					RB1#24	20.30	0.11	-2.04	18.26	0.07	7.00	Pass
	HCH	QPSK	RB12#0	19.27	0.11	-2.04	17.23	0.05	7.00	Pass		
				RB12#6	19.43	0.11	-2.04	17.39	0.05	7.00	Pass	
				RB12#13	19.63	0.11	-2.04	17.59	0.06	7.00	Pass	
			RB25#0	19.40	0.11	-2.04	17.36	0.05	7.00	Pass		
			RB1#0	21.64	0.11	-2.04	19.60	0.09	7.00	Pass		

Test BW	Test Channel	Test Mode	Test RB (Size#Offset)	Conducted Output AV Power (dBm)	Antenna Gain (dBi)	Antenna Gain (dBd)	ERP (dBm)	ERP (W)	Limit (W)	Verdict
LTE BAND26 (Part22)										
			RB1#13	21.65	0.11	-2.04	19.61	0.09	7.00	Pass
			RB1#24	21.70	0.11	-2.04	19.66	0.09	7.00	Pass
			RB12#0	20.76	0.11	-2.04	18.72	0.07	7.00	Pass
			RB12#6	20.76	0.11	-2.04	18.72	0.07	7.00	Pass
			RB12#13	20.73	0.11	-2.04	18.69	0.07	7.00	Pass
			RB25#0	20.72	0.11	-2.04	18.68	0.07	7.00	Pass
		16-QAM	RB1#0	20.50	0.11	-2.04	18.46	0.07	7.00	Pass
			RB1#13	20.42	0.11	-2.04	18.38	0.07	7.00	Pass
			RB1#24	20.62	0.11	-2.04	18.58	0.07	7.00	Pass
			RB12#0	19.64	0.11	-2.04	17.60	0.06	7.00	Pass
			RB12#6	19.76	0.11	-2.04	17.72	0.06	7.00	Pass
			RB12#13	19.84	0.11	-2.04	17.80	0.06	7.00	Pass
			RB25#0	19.66	0.11	-2.04	17.62	0.06	7.00	Pass
			10 MHz	LCH	QPSK	RB1#0	21.55	0.11	-2.04	19.51
RB1#25	21.66	0.11				-2.04	19.62	0.09	7.00	Pass
RB1#49	21.51	0.11				-2.04	19.47	0.09	7.00	Pass
RB25#0	20.55	0.11				-2.04	18.51	0.07	7.00	Pass
RB25#13	20.50	0.11				-2.04	18.46	0.07	7.00	Pass
RB25#25	20.44	0.11				-2.04	18.40	0.07	7.00	Pass
RB50#0	20.54	0.11				-2.04	18.50	0.07	7.00	Pass
16-QAM	RB1#0	20.35			0.11	-2.04	18.31	0.07	7.00	Pass
	RB1#25	20.39			0.11	-2.04	18.35	0.07	7.00	Pass
	RB1#49	20.28			0.11	-2.04	18.24	0.07	7.00	Pass
	RB25#0	19.51			0.11	-2.04	17.47	0.06	7.00	Pass
	RB25#13	19.44			0.11	-2.04	17.40	0.05	7.00	Pass
	RB25#25	19.33			0.11	-2.04	17.29	0.05	7.00	Pass
	RB50#0	19.46			0.11	-2.04	17.42	0.06	7.00	Pass
10 MHz	MCH	QPSK	RB1#0	21.55	0.11	-2.04	19.51	0.09	7.00	Pass
			RB1#25	21.68	0.11	-2.04	19.64	0.09	7.00	Pass
			RB1#49	21.65	0.11	-2.04	19.61	0.09	7.00	Pass
			RB25#0	20.44	0.11	-2.04	18.40	0.07	7.00	Pass
			RB25#13	20.50	0.11	-2.04	18.46	0.07	7.00	Pass
			RB25#25	20.60	0.11	-2.04	18.56	0.07	7.00	Pass
			RB50#0	20.54	0.11	-2.04	18.50	0.07	7.00	Pass
		16-QAM	RB1#0	20.45	0.11	-2.04	18.41	0.07	7.00	Pass
			RB1#25	20.46	0.11	-2.04	18.42	0.07	7.00	Pass
			RB1#49	20.33	0.11	-2.04	18.29	0.07	7.00	Pass
			RB25#0	19.43	0.11	-2.04	17.39	0.05	7.00	Pass

Test BW	Test Channel	Test Mode	Test RB (Size#Off set)	Conducted Output AV Power (dBm)	Antenna Gain (dBi)	Antenna Gain (dBd)	ERP (dBm)	ERP (W)	Limit (W)	Verdict	
LTE BAND26 (Part22)											
	HCH	QPSK	RB25#13	19.45	0.11	-2.04	17.41	0.06	7.00	Pass	
			RB25#25	19.54	0.11	-2.04	17.50	0.06	7.00	Pass	
			RB50#0	19.48	0.11	-2.04	17.44	0.06	7.00	Pass	
		RB1#0	21.67	0.11	-2.04	19.63	0.09	7.00	Pass		
		RB1#25	21.93	0.11	-2.04	19.89	0.10	7.00	Pass		
		RB1#49	21.84	0.11	-2.04	19.80	0.10	7.00	Pass		
		RB25#0	20.61	0.11	-2.04	18.57	0.07	7.00	Pass		
		RB25#13	20.70	0.11	-2.04	18.66	0.07	7.00	Pass		
		RB25#25	20.72	0.11	-2.04	18.68	0.07	7.00	Pass		
		RB50#0	20.72	0.11	-2.04	18.68	0.07	7.00	Pass		
	16-QAM	RB1#0	20.56	0.11	-2.04	18.52	0.07	7.00	Pass		
		RB1#25	20.61	0.11	-2.04	18.57	0.07	7.00	Pass		
		RB1#49	20.64	0.11	-2.04	18.60	0.07	7.00	Pass		
		RB25#0	19.52	0.11	-2.04	17.48	0.06	7.00	Pass		
		RB25#13	19.64	0.11	-2.04	17.60	0.06	7.00	Pass		
		RB25#25	19.67	0.11	-2.04	17.63	0.06	7.00	Pass		
		RB50#0	19.70	0.11	-2.04	17.66	0.06	7.00	Pass		
	15 MHz	LCH	QPSK	RB1#0	21.55	0.11	-2.04	19.51	0.09	7.00	Pass
				RB1#38	21.46	0.11	-2.04	19.42	0.09	7.00	Pass
				RB1#74	21.60	0.11	-2.04	19.56	0.09	7.00	Pass
RB36#0				20.53	0.11	-2.04	18.49	0.07	7.00	Pass	
RB36#19				20.41	0.11	-2.04	18.37	0.07	7.00	Pass	
RB36#39				20.39	0.11	-2.04	18.35	0.07	7.00	Pass	
RB75#0				20.50	0.11	-2.04	18.46	0.07	7.00	Pass	
16-QAM		RB1#0	20.32	0.11	-2.04	18.28	0.07	7.00	Pass		
		RB1#38	20.22	0.11	-2.04	18.18	0.07	7.00	Pass		
		RB1#74	20.20	0.11	-2.04	18.16	0.07	7.00	Pass		
		RB36#0	19.49	0.11	-2.04	17.45	0.06	7.00	Pass		
		RB36#19	19.42	0.11	-2.04	17.38	0.05	7.00	Pass		
		RB36#39	19.39	0.11	-2.04	17.35	0.05	7.00	Pass		
		RB75#0	19.43	0.11	-2.04	17.39	0.05	7.00	Pass		
MCH	QPSK	RB1#0	21.44	0.11	-2.04	19.40	0.09	7.00	Pass		
		RB1#38	21.52	0.11	-2.04	19.48	0.09	7.00	Pass		
		RB1#74	21.63	0.11	-2.04	19.59	0.09	7.00	Pass		
		RB36#0	20.44	0.11	-2.04	18.40	0.07	7.00	Pass		
		RB36#19	20.47	0.11	-2.04	18.43	0.07	7.00	Pass		
		RB36#39	20.60	0.11	-2.04	18.56	0.07	7.00	Pass		
		RB75#0	20.55	0.11	-2.04	18.51	0.07	7.00	Pass		

Test BW	Test Channel	Test Mode	Test RB (Size#Offset)	Conducted Output AV Power (dBm)	Antenna Gain (dBi)	Antenna Gain (dBd)	ERP (dBm)	ERP (W)	Limit (W)	Verdict
LTE BAND26 (Part22)										
		16-QAM	RB1#0	20.33	0.11	-2.04	18.29	0.07	7.00	Pass
			RB1#38	20.27	0.11	-2.04	18.23	0.07	7.00	Pass
			RB1#74	20.39	0.11	-2.04	18.35	0.07	7.00	Pass
			RB36#0	19.44	0.11	-2.04	17.40	0.05	7.00	Pass
			RB36#19	19.46	0.11	-2.04	17.42	0.06	7.00	Pass
			RB36#39	19.51	0.11	-2.04	17.47	0.06	7.00	Pass
			RB75#0	19.50	0.11	-2.04	17.46	0.06	7.00	Pass
		QPSK	RB1#0	21.35	0.11	-2.04	19.31	0.09	7.00	Pass
			RB1#38	21.56	0.11	-2.04	19.52	0.09	7.00	Pass
			RB1#74	21.56	0.11	-2.04	19.52	0.09	7.00	Pass
			RB36#0	20.57	0.11	-2.04	18.53	0.07	7.00	Pass
			RB36#19	20.65	0.11	-2.04	18.61	0.07	7.00	Pass
			RB36#39	20.72	0.11	-2.04	18.68	0.07	7.00	Pass
			RB75#0	20.57	0.11	-2.04	18.53	0.07	7.00	Pass
	16-QAM	RB1#0	20.21	0.11	-2.04	18.17	0.07	7.00	Pass	
		RB1#38	20.70	0.11	-2.04	18.66	0.07	7.00	Pass	
		RB1#74	20.71	0.11	-2.04	18.67	0.07	7.00	Pass	
		RB36#0	19.54	0.11	-2.04	17.50	0.06	7.00	Pass	
		RB36#19	19.56	0.11	-2.04	17.52	0.06	7.00	Pass	
		RB36#39	19.66	0.11	-2.04	17.62	0.06	7.00	Pass	
		RB75#0	19.56	0.11	-2.04	17.52	0.06	7.00	Pass	

Test BW	Test Channel	Test Mode	Test RB (Size#Offset)	Conducted Output Power (dBm)	Antenna Gain (dBi)	Antenna Gain (dBd)	ERP (dBm)	ERP (W)	Limit (W)	Verdict
LTE BAND26 (Part90)										
1.4 MHz	LCH	QPSK	RB1#0	21.24	0.11	-2.04	19.20	0.08	100.0	Pass
			RB1#3	21.34	0.11	-2.04	19.30	0.09	100.0	Pass
			RB1#5	21.20	0.11	-2.04	19.16	0.08	100.0	Pass
			RB3#0	21.31	0.11	-2.04	19.27	0.08	100.0	Pass
			RB3#2	21.25	0.11	-2.04	19.21	0.08	100.0	Pass
			RB3#3	21.20	0.11	-2.04	19.16	0.08	100.0	Pass
			RB6#0	20.33	0.11	-2.04	18.29	0.07	100.0	Pass
		16-QAM	RB1#0	20.00	0.11	-2.04	17.96	0.06	100.0	Pass
			RB1#3	20.13	0.11	-2.04	18.09	0.06	100.0	Pass
			RB1#5	19.85	0.11	-2.04	17.81	0.06	100.0	Pass
			RB3#0	20.27	0.11	-2.04	18.23	0.07	100.0	Pass
			RB3#2	20.34	0.11	-2.04	18.30	0.07	100.0	Pass
			RB3#3	20.31	0.11	-2.04	18.27	0.07	100.0	Pass
			RB6#0	19.21	0.11	-2.04	17.17	0.05	100.0	Pass
	MCH	QPSK	RB1#0	21.09	0.11	-2.04	19.05	0.08	100.0	Pass
			RB1#3	21.27	0.11	-2.04	19.23	0.08	100.0	Pass
			RB1#5	21.28	0.11	-2.04	19.24	0.08	100.0	Pass
			RB3#0	21.23	0.11	-2.04	19.19	0.08	100.0	Pass
			RB3#2	21.31	0.11	-2.04	19.27	0.08	100.0	Pass
			RB3#3	21.30	0.11	-2.04	19.26	0.08	100.0	Pass
			RB6#0	20.40	0.11	-2.04	18.36	0.07	100.0	Pass
		16-QAM	RB1#0	20.12	0.11	-2.04	18.08	0.06	100.0	Pass
			RB1#3	20.06	0.11	-2.04	18.02	0.06	100.0	Pass
			RB1#5	20.04	0.11	-2.04	18.00	0.06	100.0	Pass
			RB3#0	20.35	0.11	-2.04	18.31	0.07	100.0	Pass
			RB3#2	20.51	0.11	-2.04	18.47	0.07	100.0	Pass
			RB3#3	20.39	0.11	-2.04	18.35	0.07	100.0	Pass
			RB6#0	19.27	0.11	-2.04	17.23	0.05	100.0	Pass
	HCH	QPSK	RB1#0	21.46	0.11	-2.04	19.42	0.09	100.0	Pass
			RB1#3	21.62	0.11	-2.04	19.58	0.09	100.0	Pass
			RB1#5	21.66	0.11	-2.04	19.62	0.09	100.0	Pass
			RB3#0	21.39	0.11	-2.04	19.35	0.09	100.0	Pass
			RB3#2	21.51	0.11	-2.04	19.47	0.09	100.0	Pass
			RB3#3	21.49	0.11	-2.04	19.45	0.09	100.0	Pass
			RB6#0	20.49	0.11	-2.04	18.45	0.07	100.0	Pass
		16-QAM	RB1#0	20.53	0.11	-2.04	18.49	0.07	100.0	Pass
RB1#3			20.58	0.11	-2.04	18.54	0.07	100.0	Pass	

Test BW	Test Channel	Test Mode	Test RB (Size#Off set)	Conducted Output AV Power (dBm)	Antenn a Gain (dBi)	Antenn a Gain (dBd)	ERP (dBm)	ERP (W)	Limit (W)	Verdict
LTE BAND26 (Part90)										
3 MHz			RB1#5	20.52	0.11	-2.04	18.48	0.07	100.0	Pass
			RB3#0	20.53	0.11	-2.04	18.49	0.07	100.0	Pass
			RB3#2	20.51	0.11	-2.04	18.47	0.07	100.0	Pass
			RB3#3	20.64	0.11	-2.04	18.60	0.07	100.0	Pass
			RB6#0	19.56	0.11	-2.04	17.52	0.06	100.0	Pass
	LCH	QPSK	RB1#0	21.29	0.11	-2.04	19.25	0.08	100.0	Pass
			RB1#7	21.16	0.11	-2.04	19.12	0.08	100.0	Pass
			RB1#14	21.16	0.11	-2.04	19.12	0.08	100.0	Pass
			RB8#0	20.43	0.11	-2.04	18.39	0.07	100.0	Pass
			RB8#4	20.16	0.11	-2.04	18.12	0.06	100.0	Pass
			RB8#7	20.27	0.11	-2.04	18.23	0.07	100.0	Pass
			RB15#0	20.37	0.11	-2.04	18.33	0.07	100.0	Pass
		16-QAM	RB1#0	20.14	0.11	-2.04	18.10	0.06	100.0	Pass
			RB1#7	19.94	0.11	-2.04	17.90	0.06	100.0	Pass
			RB1#14	20.05	0.11	-2.04	18.01	0.06	100.0	Pass
			RB8#0	19.38	0.11	-2.04	17.34	0.05	100.0	Pass
			RB8#4	19.23	0.11	-2.04	17.19	0.05	100.0	Pass
			RB8#7	19.15	0.11	-2.04	17.11	0.05	100.0	Pass
			RB15#0	19.24	0.11	-2.04	17.20	0.05	100.0	Pass
	MCH	QPSK	RB1#0	21.17	0.11	-2.04	19.13	0.08	100.0	Pass
			RB1#7	21.26	0.11	-2.04	19.22	0.08	100.0	Pass
			RB1#14	21.39	0.11	-2.04	19.35	0.09	100.0	Pass
			RB8#0	20.34	0.11	-2.04	18.30	0.07	100.0	Pass
			RB8#4	20.42	0.11	-2.04	18.38	0.07	100.0	Pass
			RB8#7	20.43	0.11	-2.04	18.39	0.07	100.0	Pass
			RB15#0	20.38	0.11	-2.04	18.34	0.07	100.0	Pass
		16-QAM	RB1#0	20.06	0.11	-2.04	18.02	0.06	100.0	Pass
RB1#7			20.07	0.11	-2.04	18.03	0.06	100.0	Pass	
RB1#14			20.25	0.11	-2.04	18.21	0.07	100.0	Pass	
RB8#0			19.21	0.11	-2.04	17.17	0.05	100.0	Pass	
RB8#4			19.37	0.11	-2.04	17.33	0.05	100.0	Pass	
RB8#7			19.49	0.11	-2.04	17.45	0.06	100.0	Pass	
RB15#0			19.39	0.11	-2.04	17.35	0.05	100.0	Pass	
HCH	QPSK	RB1#0	21.39	0.11	-2.04	19.35	0.09	100.0	Pass	
		RB1#7	21.53	0.11	-2.04	19.49	0.09	100.0	Pass	
		RB1#14	21.56	0.11	-2.04	19.52	0.09	100.0	Pass	
		RB8#0	20.40	0.11	-2.04	18.36	0.07	100.0	Pass	
		RB8#4	20.46	0.11	-2.04	18.42	0.07	100.0	Pass	

Test BW	Test Channel	Test Mode	Test RB (Size#Off set)	Conducted Output AV Power (dBm)	Antenn a Gain (dBi)	Antenn a Gain (dBd)	ERP (dBm)	ERP (W)	Limit (W)	Verdict		
LTE BAND26 (Part90)												
		16-QAM	RB8#7	20.47	0.11	-2.04	18.43	0.07	100.0	Pass		
			RB15#0	20.38	0.11	-2.04	18.34	0.07	100.0	Pass		
			RB1#0	20.33	0.11	-2.04	18.29	0.07	100.0	Pass		
			RB1#7	20.42	0.11	-2.04	18.38	0.07	100.0	Pass		
			RB1#14	20.50	0.11	-2.04	18.46	0.07	100.0	Pass		
			RB8#0	19.32	0.11	-2.04	17.28	0.05	100.0	Pass		
			RB8#4	19.38	0.11	-2.04	17.34	0.05	100.0	Pass		
			RB8#7	19.34	0.11	-2.04	17.30	0.05	100.0	Pass		
					RB15#0	19.36	0.11	-2.04	17.32	0.05	100.0	Pass
		5 MHz	LCH	QPSK	RB1#0	21.32	0.11	-2.04	19.28	0.08	100.0	Pass
					RB1#13	21.05	0.11	-2.04	19.01	0.08	100.0	Pass
					RB1#24	21.16	0.11	-2.04	19.12	0.08	100.0	Pass
					RB12#0	20.40	0.11	-2.04	18.36	0.07	100.0	Pass
					RB12#6	20.26	0.11	-2.04	18.22	0.07	100.0	Pass
					RB12#13	20.24	0.11	-2.04	18.20	0.07	100.0	Pass
RB25#0	20.30				0.11	-2.04	18.26	0.07	100.0	Pass		
				16-QAM	RB1#0	19.94	0.11	-2.04	17.90	0.06	100.0	Pass
					RB1#13	19.72	0.11	-2.04	17.68	0.06	100.0	Pass
					RB1#24	19.79	0.11	-2.04	17.75	0.06	100.0	Pass
					RB12#0	19.49	0.11	-2.04	17.45	0.06	100.0	Pass
					RB12#6	19.39	0.11	-2.04	17.35	0.05	100.0	Pass
					RB12#13	19.34	0.11	-2.04	17.30	0.05	100.0	Pass
					RB25#0	19.25	0.11	-2.04	17.21	0.05	100.0	Pass
	MCH		QPSK	RB1#0	21.16	0.11	-2.04	19.12	0.08	100.0	Pass	
					RB1#13	21.28	0.11	-2.04	19.24	0.08	100.0	Pass
					RB1#24	21.41	0.11	-2.04	19.37	0.09	100.0	Pass
					RB12#0	20.29	0.11	-2.04	18.25	0.07	100.0	Pass
					RB12#6	20.43	0.11	-2.04	18.39	0.07	100.0	Pass
					RB12#13	20.41	0.11	-2.04	18.37	0.07	100.0	Pass
					RB25#0	20.43	0.11	-2.04	18.39	0.07	100.0	Pass
				16-QAM	RB1#0	19.89	0.11	-2.04	17.85	0.06	100.0	Pass
					RB1#13	20.03	0.11	-2.04	17.99	0.06	100.0	Pass
					RB1#24	20.10	0.11	-2.04	18.06	0.06	100.0	Pass
	HCH	QPSK	RB1#0	21.28	0.11	-2.04	19.24	0.08	100.0	Pass		

Test BW	Test Channel	Test Mode	Test RB (Size#Offset)	Conducted Output AV Power (dBm)	Antenna Gain (dBi)	Antenna Gain (dBd)	ERP (dBm)	ERP (W)	Limit (W)	Verdict
LTE BAND26 (Part90)										
			RB1#13	21.48	0.11	-2.04	19.44	0.09	100.0	Pass
			RB1#24	21.45	0.11	-2.04	19.41	0.09	100.0	Pass
			RB12#0	20.35	0.11	-2.04	18.31	0.07	100.0	Pass
			RB12#6	20.51	0.11	-2.04	18.47	0.07	100.0	Pass
			RB12#13	20.51	0.11	-2.04	18.47	0.07	100.0	Pass
			RB25#0	20.39	0.11	-2.04	18.35	0.07	100.0	Pass
		16-QAM	RB1#0	20.06	0.11	-2.04	18.02	0.06	100.0	Pass
			RB1#13	20.32	0.11	-2.04	18.28	0.07	100.0	Pass
			RB1#24	20.29	0.11	-2.04	18.25	0.07	100.0	Pass
			RB12#0	19.28	0.11	-2.04	17.24	0.05	100.0	Pass
			RB12#6	19.48	0.11	-2.04	17.44	0.06	100.0	Pass
			RB12#13	19.39	0.11	-2.04	17.35	0.05	100.0	Pass
			RB25#0	19.37	0.11	-2.04	17.33	0.05	100.0	Pass
			10 MHz	MCH	QPSK	RB1#0	21.43	0.11	-2.04	19.39
RB1#25	21.45	0.11				-2.04	19.41	0.09	100.0	Pass
RB1#49	21.69	0.11				-2.04	19.65	0.09	100.0	Pass
RB25#0	20.27	0.11				-2.04	18.23	0.07	100.0	Pass
RB25#13	20.45	0.11				-2.04	18.41	0.07	100.0	Pass
RB25#25	20.55	0.11				-2.04	18.51	0.07	100.0	Pass
RB50#0	20.47	0.11				-2.04	18.43	0.07	100.0	Pass
16-QAM	RB1#0	20.29			0.11	-2.04	18.25	0.07	100.0	Pass
	RB1#25	20.29			0.11	-2.04	18.25	0.07	100.0	Pass
	RB1#49	20.50			0.11	-2.04	18.46	0.07	100.0	Pass
	RB25#0	19.31			0.11	-2.04	17.27	0.05	100.0	Pass
	RB25#13	19.42			0.11	-2.04	17.38	0.05	100.0	Pass
	RB25#25	19.48			0.11	-2.04	17.44	0.06	100.0	Pass
	RB50#0	19.43			0.11	-2.04	17.39	0.05	100.0	Pass

Test BW	Test Channel	Test Mode	Test RB (Size#Offset)	Conducted Output AV Power (dBm)	Antenna Gain (dBi)	EIRP (dBm)	EIRP (W)	Limit (W)	Verdict
LTE BAND38									
5 MHz	LCH	QPSK	RB1#0	23.19	3.37	26.56	0.45	2.00	Pass
			RB1#13	23.09	3.37	26.46	0.44	2.00	Pass
			RB1#24	22.99	3.37	26.36	0.43	2.00	Pass
			RB12#0	22.26	3.37	25.63	0.37	2.00	Pass
			RB12#6	22.14	3.37	25.51	0.36	2.00	Pass
			RB12#13	22.08	3.37	25.45	0.35	2.00	Pass
			RB25#0	22.14	3.37	25.51	0.36	2.00	Pass
		16-QAM	RB1#0	22.15	3.37	25.52	0.36	2.00	Pass
			RB1#13	21.90	3.37	25.27	0.34	2.00	Pass
			RB1#24	21.79	3.37	25.16	0.33	2.00	Pass
			RB12#0	21.17	3.37	24.54	0.28	2.00	Pass
			RB12#6	21.18	3.37	24.55	0.29	2.00	Pass
			RB12#13	21.10	3.37	24.47	0.28	2.00	Pass
			RB25#0	21.05	3.37	24.42	0.28	2.00	Pass
	MCH	QPSK	RB1#0	23.17	3.37	26.54	0.45	2.00	Pass
			RB1#13	23.24	3.37	26.61	0.46	2.00	Pass
			RB1#24	23.15	3.37	26.52	0.45	2.00	Pass
			RB12#0	22.26	3.37	25.63	0.37	2.00	Pass
			RB12#6	22.28	3.37	25.65	0.37	2.00	Pass
			RB12#13	22.29	3.37	25.66	0.37	2.00	Pass
			RB25#0	22.27	3.37	25.64	0.37	2.00	Pass
		16-QAM	RB1#0	21.86	3.37	25.23	0.33	2.00	Pass
			RB1#13	21.80	3.37	25.17	0.33	2.00	Pass
			RB1#24	21.72	3.37	25.09	0.32	2.00	Pass
			RB12#0	21.12	3.37	24.49	0.28	2.00	Pass
			RB12#6	21.24	3.37	24.61	0.29	2.00	Pass
			RB12#13	21.17	3.37	24.54	0.28	2.00	Pass
			RB25#0	21.22	3.37	24.59	0.29	2.00	Pass
	HCH	QPSK	RB1#0	23.41	3.37	26.78	0.48	2.00	Pass
			RB1#13	23.49	3.37	26.86	0.49	2.00	Pass
RB1#24			23.45	3.37	26.82	0.48	2.00	Pass	
RB12#0			22.57	3.37	25.94	0.39	2.00	Pass	
RB12#6			22.62	3.37	25.99	0.40	2.00	Pass	
RB12#13			22.52	3.37	25.89	0.39	2.00	Pass	
RB25#0			22.55	3.37	25.92	0.39	2.00	Pass	
16-QAM		RB1#0	22.25	3.37	25.62	0.36	2.00	Pass	
		RB1#13	22.29	3.37	25.66	0.37	2.00	Pass	

Test BW	Test Channel	Test Mode	Test RB (Size#Offset)	Conducted Output AV Power (dBm)	Antenna Gain (dBi)	EIRP (dBm)	EIRP (W)	Limit (W)	Verdict
LTE BAND38									
10 MHz			RB1#24	22.04	3.37	25.41	0.35	2.00	Pass
			RB12#0	21.38	3.37	24.75	0.30	2.00	Pass
			RB12#6	21.32	3.37	24.69	0.29	2.00	Pass
			RB12#13	21.36	3.37	24.73	0.30	2.00	Pass
			RB25#0	21.46	3.37	24.83	0.30	2.00	Pass
	LCH	QPSK	RB1#0	23.31	3.37	26.68	0.47	2.00	Pass
			RB1#25	23.29	3.37	26.66	0.46	2.00	Pass
			RB1#49	23.12	3.37	26.49	0.45	2.00	Pass
			RB25#0	22.25	3.37	25.62	0.36	2.00	Pass
			RB25#13	22.19	3.37	25.56	0.36	2.00	Pass
			RB25#25	22.17	3.37	25.54	0.36	2.00	Pass
			RB50#0	22.26	3.37	25.63	0.37	2.00	Pass
		16-QAM	RB1#0	22.16	3.37	25.53	0.36	2.00	Pass
			RB1#25	22.03	3.37	25.40	0.35	2.00	Pass
			RB1#49	21.80	3.37	25.17	0.33	2.00	Pass
			RB25#0	21.13	3.37	24.50	0.28	2.00	Pass
			RB25#13	21.11	3.37	24.48	0.28	2.00	Pass
			RB25#25	21.10	3.37	24.47	0.28	2.00	Pass
	MCH	QPSK	RB1#0	23.18	3.37	26.55	0.45	2.00	Pass
			RB1#25	23.43	3.37	26.80	0.48	2.00	Pass
			RB1#49	23.27	3.37	26.64	0.46	2.00	Pass
			RB25#0	22.42	3.37	25.79	0.38	2.00	Pass
			RB25#13	22.38	3.37	25.75	0.38	2.00	Pass
			RB25#25	22.36	3.37	25.73	0.37	2.00	Pass
			RB50#0	22.36	3.37	25.73	0.37	2.00	Pass
		16-QAM	RB1#0	22.32	3.37	25.69	0.37	2.00	Pass
			RB1#25	22.34	3.37	25.71	0.37	2.00	Pass
			RB1#49	22.19	3.37	25.56	0.36	2.00	Pass
RB25#0			21.22	3.37	24.59	0.29	2.00	Pass	
RB25#13			21.24	3.37	24.61	0.29	2.00	Pass	
RB25#25			21.19	3.37	24.56	0.29	2.00	Pass	
HCH	QPSK	RB50#0	21.25	3.37	24.62	0.29	2.00	Pass	
		RB1#0	23.50	3.37	26.87	0.49	2.00	Pass	
		RB1#25	23.73	3.37	27.10	0.51	2.00	Pass	
		RB1#49	23.45	3.37	26.82	0.48	2.00	Pass	
		RB25#0	22.58	3.37	25.95	0.39	2.00	Pass	
			RB25#13	22.70	3.37	26.07	0.40	2.00	Pass

Test BW	Test Channel	Test Mode	Test RB (Size#Offset)	Conducted Output AV Power (dBm)	Antenna Gain (dBi)	EIRP (dBm)	EIRP (W)	Limit (W)	Verdict		
LTE BAND38											
		16-QAM	RB25#25	22.53	3.37	25.90	0.39	2.00	Pass		
			RB50#0	22.54	3.37	25.91	0.39	2.00	Pass		
			RB1#0	22.49	3.37	25.86	0.39	2.00	Pass		
			RB1#25	22.76	3.37	26.13	0.41	2.00	Pass		
			RB1#49	22.30	3.37	25.67	0.37	2.00	Pass		
			RB25#0	21.45	3.37	24.82	0.30	2.00	Pass		
			RB25#13	21.59	3.37	24.96	0.31	2.00	Pass		
			RB25#25	21.52	3.37	24.89	0.31	2.00	Pass		
		15 MHz	LCH	QPSK	RB1#0	23.39	3.37	26.76	0.47	2.00	Pass
					RB1#38	23.35	3.37	26.72	0.47	2.00	Pass
					RB1#74	23.10	3.37	26.47	0.44	2.00	Pass
					RB36#0	22.19	3.37	25.56	0.36	2.00	Pass
					RB36#19	22.23	3.37	25.60	0.36	2.00	Pass
					RB36#39	22.24	3.37	25.61	0.36	2.00	Pass
					RB75#0	22.21	3.37	25.58	0.36	2.00	Pass
				16-QAM	RB1#0	22.08	3.37	25.45	0.35	2.00	Pass
RB1#38	21.78				3.37	25.15	0.33	2.00	Pass		
RB1#74	21.76				3.37	25.13	0.33	2.00	Pass		
RB36#0	21.18				3.37	24.55	0.29	2.00	Pass		
RB36#19	21.21				3.37	24.58	0.29	2.00	Pass		
RB36#39	21.23				3.37	24.60	0.29	2.00	Pass		
RB75#0	21.18				3.37	24.55	0.29	2.00	Pass		
MCH	QPSK			RB1#0	23.23	3.37	26.60	0.46	2.00	Pass	
				RB1#38	23.31	3.37	26.68	0.47	2.00	Pass	
		RB1#74	23.10	3.37	26.47	0.44	2.00	Pass			
		RB36#0	22.41	3.37	25.78	0.38	2.00	Pass			
		RB36#19	22.38	3.37	25.75	0.38	2.00	Pass			
		RB36#39	22.27	3.37	25.64	0.37	2.00	Pass			
		RB75#0	22.36	3.37	25.73	0.37	2.00	Pass			
	16-QAM	RB1#0	22.32	3.37	25.69	0.37	2.00	Pass			
		RB1#38	22.20	3.37	25.57	0.36	2.00	Pass			
		RB1#74	22.11	3.37	25.48	0.35	2.00	Pass			
		RB36#0	21.32	3.37	24.69	0.29	2.00	Pass			
		RB36#19	21.24	3.37	24.61	0.29	2.00	Pass			
		RB36#39	21.22	3.37	24.59	0.29	2.00	Pass			
		RB75#0	21.27	3.37	24.64	0.29	2.00	Pass			
HCH	QPSK	RB1#0	23.42	3.37	26.79	0.48	2.00	Pass			

Test BW	Test Channel	Test Mode	Test RB (Size#Offset)	Conducted Output AV Power (dBm)	Antenna Gain (dBi)	EIRP (dBm)	EIRP (W)	Limit (W)	Verdict	
LTE BAND38										
			RB1#38	23.58	3.37	26.95	0.50	2.00	Pass	
			RB1#74	23.43	3.37	26.80	0.48	2.00	Pass	
			RB36#0	22.50	3.37	25.87	0.39	2.00	Pass	
			RB36#19	22.58	3.37	25.95	0.39	2.00	Pass	
			RB36#39	22.55	3.37	25.92	0.39	2.00	Pass	
			RB75#0	22.57	3.37	25.94	0.39	2.00	Pass	
		16-QAM	RB1#0	22.35	3.37	25.72	0.37	2.00	Pass	
			RB1#38	22.28	3.37	25.65	0.37	2.00	Pass	
			RB1#74	22.31	3.37	25.68	0.37	2.00	Pass	
			RB36#0	21.45	3.37	24.82	0.30	2.00	Pass	
			RB36#19	21.49	3.37	24.86	0.31	2.00	Pass	
			RB36#39	21.54	3.37	24.91	0.31	2.00	Pass	
			RB75#0	21.49	3.37	24.86	0.31	2.00	Pass	
			20 MHz	LCH	QPSK	RB1#0	23.00	3.37	26.37	0.43
RB1#50	23.35	3.37				26.72	0.47	2.00	Pass	
RB1#99	22.91	3.37				26.28	0.42	2.00	Pass	
RB50#0	22.29	3.37				25.66	0.37	2.00	Pass	
RB50#25	22.28	3.37				25.65	0.37	2.00	Pass	
RB50#50	22.29	3.37				25.66	0.37	2.00	Pass	
16-QAM	RB100#0	22.36			3.37	25.73	0.37	2.00	Pass	
	RB1#0	22.01			3.37	25.38	0.35	2.00	Pass	
	RB1#50	22.20			3.37	25.57	0.36	2.00	Pass	
	RB1#99	21.91			3.37	25.28	0.34	2.00	Pass	
	RB50#0	21.22			3.37	24.59	0.29	2.00	Pass	
	RB50#25	21.24			3.37	24.61	0.29	2.00	Pass	
MCH	QPSK	RB50#50			21.24	3.37	24.61	0.29	2.00	Pass
		RB100#0			21.20	3.37	24.57	0.29	2.00	Pass
		RB1#0	23.36	3.37	26.73	0.47	2.00	Pass		
		RB1#50	23.54	3.37	26.91	0.49	2.00	Pass		
		RB1#99	23.20	3.37	26.57	0.45	2.00	Pass		
		RB50#0	22.46	3.37	25.83	0.38	2.00	Pass		
	16-QAM	RB50#25	22.40	3.37	25.77	0.38	2.00	Pass		
		RB50#50	22.33	3.37	25.70	0.37	2.00	Pass		
			RB100#0	22.35	3.37	25.72	0.37	2.00	Pass	
			RB1#0	21.96	3.37	25.33	0.34	2.00	Pass	
			RB1#50	22.08	3.37	25.45	0.35	2.00	Pass	
			RB1#99	21.78	3.37	25.15	0.33	2.00	Pass	
			RB50#0	21.34	3.37	24.71	0.30	2.00	Pass	

Test BW	Test Channel	Test Mode	Test RB (Size#Offset)	Conducted Output AV Power (dBm)	Antenna Gain (dBi)	EIRP (dBm)	EIRP (W)	Limit (W)	Verdict			
LTE BAND38												
			RB50#25	21.32	3.37	24.69	0.29	2.00	Pass			
			RB50#50	21.29	3.37	24.66	0.29	2.00	Pass			
			RB100#0	21.28	3.37	24.65	0.29	2.00	Pass			
		HCH	QPSK	RB1#0	23.42	3.37	26.79	0.48	2.00	Pass		
				RB1#50	23.71	3.37	27.08	0.51	2.00	Pass		
				RB1#99	23.43	3.37	26.80	0.48	2.00	Pass		
				RB50#0	22.56	3.37	25.93	0.39	2.00	Pass		
				RB50#25	22.51	3.37	25.88	0.39	2.00	Pass		
				RB50#50	22.41	3.37	25.78	0.38	2.00	Pass		
				RB100#0	22.43	3.37	25.80	0.38	2.00	Pass		
				16-QAM	RB1#0	22.20	3.37	25.57	0.36	2.00	Pass	
					RB1#50	22.42	3.37	25.79	0.38	2.00	Pass	
			RB1#99		22.20	3.37	25.57	0.36	2.00	Pass		
			RB50#0		21.44	3.37	24.81	0.30	2.00	Pass		
			RB50#25		21.41	3.37	24.78	0.30	2.00	Pass		
			RB50#50		21.45	3.37	24.82	0.30	2.00	Pass		
						RB100#0	21.47	3.37	24.84	0.30	2.00	Pass

Test BW	Test Channel	Test Mode	Test RB (Size#Offset)	Conducted Output AV Power (dBm)	Antenna Gain (dBi)	EIRP (dBm)	EIRP (W)	Limit (W)	Verdict
LTE BAND41									
5 MHz	LCH	QPSK	RB1#0	22.93	4.16	27.09	0.51	2.00	Pass
			RB1#13	22.93	4.16	27.09	0.51	2.00	Pass
			RB1#24	22.95	4.16	27.11	0.51	2.00	Pass
			RB12#0	21.97	4.16	26.13	0.41	2.00	Pass
			RB12#6	22.04	4.16	26.20	0.42	2.00	Pass
			RB12#13	22.00	4.16	26.16	0.41	2.00	Pass
			RB25#0	21.94	4.16	26.10	0.41	2.00	Pass
		16-QAM	RB1#0	21.80	4.16	25.96	0.39	2.00	Pass
			RB1#13	21.75	4.16	25.91	0.39	2.00	Pass
			RB1#24	21.64	4.16	25.80	0.38	2.00	Pass
			RB12#0	21.02	4.16	25.18	0.33	2.00	Pass
			RB12#6	21.07	4.16	25.23	0.33	2.00	Pass
			RB12#13	21.03	4.16	25.19	0.33	2.00	Pass
			RB25#0	20.98	4.16	25.14	0.33	2.00	Pass
	MCH	QPSK	RB1#0	22.91	4.16	27.07	0.51	2.00	Pass
			RB1#13	23.00	4.16	27.16	0.52	2.00	Pass
			RB1#24	22.79	4.16	26.95	0.50	2.00	Pass
			RB12#0	22.09	4.16	26.25	0.42	2.00	Pass
			RB12#6	22.11	4.16	26.27	0.42	2.00	Pass
			RB12#13	22.04	4.16	26.20	0.42	2.00	Pass
			RB25#0	22.00	4.16	26.16	0.41	2.00	Pass
		16-QAM	RB1#0	21.53	4.16	25.69	0.37	2.00	Pass
			RB1#13	21.50	4.16	25.66	0.37	2.00	Pass
			RB1#24	21.31	4.16	25.47	0.35	2.00	Pass
			RB12#0	20.97	4.16	25.13	0.33	2.00	Pass
			RB12#6	20.97	4.16	25.13	0.33	2.00	Pass
			RB12#13	20.89	4.16	25.05	0.32	2.00	Pass
			RB25#0	21.11	4.16	25.27	0.34	2.00	Pass
	HCH	QPSK	RB1#0	23.05	4.16	27.21	0.53	2.00	Pass
			RB1#13	23.13	4.16	27.29	0.54	2.00	Pass
			RB1#24	22.93	4.16	27.09	0.51	2.00	Pass
			RB12#0	22.29	4.16	26.45	0.44	2.00	Pass
			RB12#6	22.32	4.16	26.48	0.44	2.00	Pass
			RB12#13	22.33	4.16	26.49	0.45	2.00	Pass
			RB25#0	22.27	4.16	26.43	0.44	2.00	Pass
		16-QAM	RB1#0	21.96	4.16	26.12	0.41	2.00	Pass
RB1#13			21.97	4.16	26.13	0.41	2.00	Pass	

Test BW	Test Channel	Test Mode	Test RB (Size#Offset)	Conducted Output AV Power (dBm)	Antenna Gain (dBi)	EIRP (dBm)	EIRP (W)	Limit (W)	Verdict
LTE BAND41									
10 MHz			RB1#24	21.96	4.16	26.12	0.41	2.00	Pass
			RB12#0	21.06	4.16	25.22	0.33	2.00	Pass
			RB12#6	21.09	4.16	25.25	0.33	2.00	Pass
			RB12#13	20.94	4.16	25.10	0.32	2.00	Pass
			RB25#0	21.28	4.16	25.44	0.35	2.00	Pass
	LCH	QPSK	RB1#0	22.93	4.16	27.09	0.51	2.00	Pass
			RB1#25	23.23	4.16	27.39	0.55	2.00	Pass
			RB1#49	23.13	4.16	27.29	0.54	2.00	Pass
			RB25#0	22.04	4.16	26.20	0.42	2.00	Pass
			RB25#13	22.07	4.16	26.23	0.42	2.00	Pass
			RB25#25	22.09	4.16	26.25	0.42	2.00	Pass
		16-QAM	RB50#0	21.98	4.16	26.14	0.41	2.00	Pass
			RB1#0	21.54	4.16	25.70	0.37	2.00	Pass
			RB1#25	21.76	4.16	25.92	0.39	2.00	Pass
			RB1#49	21.84	4.16	26.00	0.40	2.00	Pass
			RB25#0	20.92	4.16	25.08	0.32	2.00	Pass
			RB25#13	21.04	4.16	25.20	0.33	2.00	Pass
		MCH	QPSK	RB25#25	21.08	4.16	25.24	0.33	2.00
	RB50#0			20.99	4.16	25.15	0.33	2.00	Pass
	RB1#0			23.09	4.16	27.25	0.53	2.00	Pass
	RB1#25			23.22	4.16	27.38	0.55	2.00	Pass
	RB1#49			23.09	4.16	27.25	0.53	2.00	Pass
	RB25#0			22.19	4.16	26.35	0.43	2.00	Pass
	16-QAM		RB25#13	22.25	4.16	26.41	0.44	2.00	Pass
			RB25#25	22.17	4.16	26.33	0.43	2.00	Pass
			RB50#0	22.22	4.16	26.38	0.43	2.00	Pass
			RB1#0	22.16	4.16	26.32	0.43	2.00	Pass
			RB1#25	22.10	4.16	26.26	0.42	2.00	Pass
RB1#49			21.89	4.16	26.05	0.40	2.00	Pass	
HCH	QPSK		RB25#0	21.20	4.16	25.36	0.34	2.00	Pass
		RB25#13	21.17	4.16	25.33	0.34	2.00	Pass	
		RB25#25	21.11	4.16	25.27	0.34	2.00	Pass	
		RB50#0	21.14	4.16	25.30	0.34	2.00	Pass	
		RB1#0	23.15	4.16	27.31	0.54	2.00	Pass	
			RB1#25	23.44	4.16	27.60	0.58	2.00	Pass
			RB1#49	23.27	4.16	27.43	0.55	2.00	Pass
			RB25#0	22.38	4.16	26.54	0.45	2.00	Pass
			RB25#13	22.38	4.16	26.54	0.45	2.00	Pass

Test BW	Test Channel	Test Mode	Test RB (Size#Offset)	Conducted Output AV Power (dBm)	Antenna Gain (dBi)	EIRP (dBm)	EIRP (W)	Limit (W)	Verdict		
LTE BAND41											
		16-QAM	RB25#25	22.33	4.16	26.49	0.45	2.00	Pass		
			RB50#0	22.30	4.16	26.46	0.44	2.00	Pass		
			RB1#0	22.21	4.16	26.37	0.43	2.00	Pass		
			RB1#25	22.42	4.16	26.58	0.45	2.00	Pass		
			RB1#49	22.02	4.16	26.18	0.41	2.00	Pass		
			RB25#0	21.40	4.16	25.56	0.36	2.00	Pass		
			RB25#13	21.35	4.16	25.51	0.36	2.00	Pass		
			RB25#25	21.31	4.16	25.47	0.35	2.00	Pass		
		15 MHz	LCH	QPSK	RB1#0	22.84	4.16	27.00	0.50	2.00	Pass
					RB1#38	23.13	4.16	27.29	0.54	2.00	Pass
					RB1#74	23.08	4.16	27.24	0.53	2.00	Pass
					RB36#0	21.95	4.16	26.11	0.41	2.00	Pass
					RB36#19	22.04	4.16	26.20	0.42	2.00	Pass
					RB36#39	22.08	4.16	26.24	0.42	2.00	Pass
					RB75#0	22.00	4.16	26.16	0.41	2.00	Pass
				16-QAM	RB1#0	21.55	4.16	25.71	0.37	2.00	Pass
RB1#38	21.71				4.16	25.87	0.39	2.00	Pass		
RB1#74	21.68				4.16	25.84	0.38	2.00	Pass		
RB36#0	20.89				4.16	25.05	0.32	2.00	Pass		
RB36#19	21.02				4.16	25.18	0.33	2.00	Pass		
RB36#39	21.12				4.16	25.28	0.34	2.00	Pass		
RB75#0	21.03				4.16	25.19	0.33	2.00	Pass		
MCH	QPSK			RB1#0	23.15	4.16	27.31	0.54	2.00	Pass	
				RB1#38	23.11	4.16	27.27	0.53	2.00	Pass	
		RB1#74	23.08	4.16	27.24	0.53	2.00	Pass			
		RB36#0	22.33	4.16	26.49	0.45	2.00	Pass			
		RB36#19	22.23	4.16	26.39	0.44	2.00	Pass			
		RB36#39	22.14	4.16	26.30	0.43	2.00	Pass			
		RB75#0	22.18	4.16	26.34	0.43	2.00	Pass			
	16-QAM	RB1#0	22.19	4.16	26.35	0.43	2.00	Pass			
		RB1#38	22.07	4.16	26.23	0.42	2.00	Pass			
		RB1#74	21.99	4.16	26.15	0.41	2.00	Pass			
		RB36#0	21.18	4.16	25.34	0.34	2.00	Pass			
		RB36#19	21.21	4.16	25.37	0.34	2.00	Pass			
		RB36#39	21.13	4.16	25.29	0.34	2.00	Pass			
		RB75#0	21.16	4.16	25.32	0.34	2.00	Pass			
HCH	QPSK	RB1#0	23.09	4.16	27.25	0.53	2.00	Pass			

Test BW	Test Channel	Test Mode	Test RB (Size#Offset)	Conducted Output AV Power (dBm)	Antenna Gain (dBi)	EIRP (dBm)	EIRP (W)	Limit (W)	Verdict
LTE BAND41									
			RB1#38	23.33	4.16	27.49	0.56	2.00	Pass
			RB1#74	23.10	4.16	27.26	0.53	2.00	Pass
			RB36#0	22.32	4.16	26.48	0.44	2.00	Pass
			RB36#19	22.35	4.16	26.51	0.45	2.00	Pass
			RB36#39	22.30	4.16	26.46	0.44	2.00	Pass
			RB75#0	22.25	4.16	26.41	0.44	2.00	Pass
		16-QAM	RB1#0	22.13	4.16	26.29	0.43	2.00	Pass
			RB1#38	22.25	4.16	26.41	0.44	2.00	Pass
			RB1#74	22.02	4.16	26.18	0.41	2.00	Pass
			RB36#0	21.37	4.16	25.53	0.36	2.00	Pass
			RB36#19	21.34	4.16	25.50	0.35	2.00	Pass
			RB36#39	21.31	4.16	25.47	0.35	2.00	Pass
			RB75#0	21.31	4.16	25.47	0.35	2.00	Pass
			20 MHz	LCH	QPSK	RB1#0	22.67	4.16	26.83
RB1#50	23.14	4.16				27.30	0.54	2.00	Pass
RB1#99	23.05	4.16				27.21	0.53	2.00	Pass
RB50#0	22.02	4.16				26.18	0.41	2.00	Pass
RB50#25	22.25	4.16				26.41	0.44	2.00	Pass
RB50#50	22.22	4.16				26.38	0.43	2.00	Pass
RB100#0	22.09	4.16				26.25	0.42	2.00	Pass
16-QAM	RB1#0	21.58			4.16	25.74	0.37	2.00	Pass
	RB1#50	21.97			4.16	26.13	0.41	2.00	Pass
	RB1#99	21.94			4.16	26.10	0.41	2.00	Pass
	RB50#0	20.93			4.16	25.09	0.32	2.00	Pass
	RB50#25	21.19			4.16	25.35	0.34	2.00	Pass
	RB50#50	21.22			4.16	25.38	0.35	2.00	Pass
	RB100#0	21.10			4.16	25.26	0.34	2.00	Pass
20 MHz	MCH	QPSK	RB1#0	23.19	4.16	27.35	0.54	2.00	Pass
			RB1#50	23.45	4.16	27.61	0.58	2.00	Pass
			RB1#99	23.17	4.16	27.33	0.54	2.00	Pass
			RB50#0	22.30	4.16	26.46	0.44	2.00	Pass
			RB50#25	22.27	4.16	26.43	0.44	2.00	Pass
			RB50#50	22.20	4.16	26.36	0.43	2.00	Pass
			RB100#0	22.21	4.16	26.37	0.43	2.00	Pass
		16-QAM	RB1#0	21.85	4.16	26.01	0.40	2.00	Pass
			RB1#50	21.90	4.16	26.06	0.40	2.00	Pass
			RB1#99	21.71	4.16	25.87	0.39	2.00	Pass
			RB50#0	21.23	4.16	25.39	0.35	2.00	Pass

Test BW	Test Channel	Test Mode	Test RB (Size#Offset)	Conducted Output AV Power (dBm)	Antenna Gain (dBi)	EIRP (dBm)	EIRP (W)	Limit (W)	Verdict		
LTE BAND41											
			RB50#25	21.17	4.16	25.33	0.34	2.00	Pass		
			RB50#50	21.13	4.16	25.29	0.34	2.00	Pass		
			RB100#0	21.20	4.16	25.36	0.34	2.00	Pass		
	HCH	QPSK	RB1#0	23.10	4.16	27.26	0.53	2.00	Pass		
			RB1#50	23.42	4.16	27.58	0.57	2.00	Pass		
			RB1#99	23.14	4.16	27.30	0.54	2.00	Pass		
			RB50#0	22.16	4.16	26.32	0.43	2.00	Pass		
			RB50#25	22.33	4.16	26.49	0.45	2.00	Pass		
			RB50#50	22.17	4.16	26.33	0.43	2.00	Pass		
			RB100#0	22.20	4.16	26.36	0.43	2.00	Pass		
			16-QAM	RB1#0	21.96	4.16	26.12	0.41	2.00	Pass	
				RB1#50	22.29	4.16	26.45	0.44	2.00	Pass	
		RB1#99		21.99	4.16	26.15	0.41	2.00	Pass		
		RB50#0		21.17	4.16	25.33	0.34	2.00	Pass		
		RB50#25		21.32	4.16	25.48	0.35	2.00	Pass		
		RB50#50		21.23	4.16	25.39	0.35	2.00	Pass		
					RB100#0	21.24	4.16	25.40	0.35	2.00	Pass

A.2 Peak to Average Ratio

Note 1: For average power technique, the peak-to-average ratio (PAR) of the transmission may not exceed 13 dB. For GPRS and EGPRS, there are peak power to demonstrate compliance, PAR measurements are not required.

Note 2: Test plots please refer to the document “Annex No.: BL-EC2390557-501 Data Part 1.pdf”.

WCDMA Mode Test Data

Test Band	Test Channel	Peak to Average Ratio (dB)	Limit (dB)	Refer to Plot ^{Note2}	Verdict
Band 2	LCH	3.09	13	12.1	Pass
	MCH	3.09	13	12.2	Pass
	HCH	3.05	13	12.3	Pass
Band 4	LCH	3.09	13	13.1	Pass
	MCH	3.09	13	13.2	Pass
	HCH	3.09	13	13.3	Pass
Band 5	LCH	2.95	13	14.1	Pass
	MCH	3.19	13	14.2	Pass
	HCH	3.14	13	14.3	Pass

LTE Mode Test Data

Test Band	Test Bandwidth	Test Channel	Test Mode	Test RB (Size#Offset)	Peak to Average Ratio (dB)	Limit (dB)	Refer to Plot ^{Note2}	Verdict
LTE Band 2	20 MHz	LCH	QPSK	RB1#0	4.55	13	1.1	Pass
				RB100#0	5.11	13	1.2	Pass
			16-QAM	RB1#0	5.25	13	1.3	Pass
				RB100#0	5.95	13	1.4	Pass
		MCH	QPSK	RB1#0	4.64	13	1.5	Pass
				RB100#0	5.11	13	1.6	Pass
			16-QAM	RB1#0	5.39	13	1.7	Pass
				RB100#0	6.00	13	1.8	Pass
		HCH	QPSK	RB1#0	4.50	13	1.9	Pass
				RB100#0	5.16	13	1.10	Pass
			16-QAM	RB1#0	5.25	13	1.11	Pass
				RB100#0	5.95	13	1.12	Pass
LTE Band 4	20 MHz	LCH	QPSK	RB1#0	4.64	13	2.1	Pass
				RB100#0	5.25	13	2.2	Pass
			16-QAM	RB1#0	5.30	13	2.3	Pass
				RB100#0	6.05	13	2.4	Pass
		MCH	QPSK	RB1#0	4.78	13	2.5	Pass
				RB100#0	5.11	13	2.6	Pass
			16-QAM	RB1#0	5.48	13	2.7	Pass

Test Band	Test Bandwidth	Test Channel	Test Mode	Test RB (Size#Offset)	Peak to Average Ratio (dB)	Limit (dB)	Refer to Plot ^{Note2}	Verdict
		HCH	QPSK	RB100#0	5.95	13	2.8	Pass
				RB1#0	4.64	13	2.9	Pass
			16-QAM	RB100#0	5.06	13	2.10	Pass
				RB1#0	5.39	13	2.11	Pass
				RB100#0	5.91	13	2.12	Pass
LTE Band 5	10 MHz	LCH	QPSK	RB1#0	4.45	13	3.1	Pass
				RB50#0	5.25	13	3.2	Pass
			16-QAM	RB1#0	5.34	13	3.3	Pass
				RB50#0	6.05	13	3.4	Pass
		MCH	QPSK	RB1#0	4.78	13	3.5	Pass
				RB50#0	5.34	13	3.6	Pass
			16-QAM	RB1#0	5.62	13	3.7	Pass
				RB50#0	6.19	13	3.8	Pass
		HCH	QPSK	RB1#0	4.50	13	3.9	Pass
				RB50#0	5.25	13	3.10	Pass
			16-QAM	RB1#0	5.48	13	3.11	Pass
				RB50#0	6.05	13	3.12	Pass
LTE Band 7	20 MHz	LCH	QPSK	RB1#0	4.31	13	4.1	Pass
				RB100#0	4.92	13	4.2	Pass
			16-QAM	RB1#0	5.20	13	4.3	Pass
				RB100#0	5.81	13	4.4	Pass
		MCH	QPSK	RB1#0	4.50	13	4.5	Pass
				RB100#0	5.11	13	4.6	Pass
			16-QAM	RB1#0	5.30	13	4.7	Pass
				RB100#0	6.00	13	4.8	Pass
		HCH	QPSK	RB1#0	4.03	13	4.9	Pass
				RB100#0	5.06	13	4.10	Pass
16-QAM	RB1#0		4.87	13	4.11	Pass		
	RB100#0		5.91	13	4.12	Pass		
LTE Band 12	10 MHz	LCH	QPSK	RB1#0	4.41	13	5.1	Pass
				RB50#0	5.62	13	5.2	Pass
			16-QAM	RB1#0	5.20	13	5.3	Pass
				RB50#0	6.33	13	5.4	Pass
		MCH	QPSK	RB1#0	4.92	13	5.5	Pass
				RB50#0	5.34	13	5.6	Pass
			16-QAM	RB1#0	5.72	13	5.7	Pass
				RB50#0	6.23	13	5.8	Pass
		HCH	QPSK	RB1#0	4.92	13	5.9	Pass
RB50#0	4.97			13	5.10	Pass		

Test Band	Test Bandwidth	Test Channel	Test Mode	Test RB (Size#Offset)	Peak to Average Ratio (dB)	Limit (dB)	Refer to Plot ^{Note2}	Verdict
			16-QAM	RB1#0	5.67	13	5.11	Pass
				RB50#0	5.95	13	5.12	Pass
LTE Band 13	10 MHz	MCH	QPSK	RB1#0	4.08	13	6.1	Pass
				RB50#0	5.06	13	6.2	Pass
			16-QAM	RB1#0	4.92	13	6.3	Pass
				RB50#0	5.81	13	6.4	Pass
LTE Band 25	20 MHz	LCH	QPSK	RB1#0	4.50	13	7.1	Pass
				RB100#0	5.11	13	7.2	Pass
			16-QAM	RB1#0	5.25	13	7.3	Pass
				RB100#0	5.95	13	7.4	Pass
		MCH	QPSK	RB1#0	4.64	13	7.5	Pass
				RB100#0	5.06	13	7.6	Pass
			16-QAM	RB1#0	5.34	13	7.7	Pass
				RB100#0	6.00	13	7.8	Pass
		HCH	QPSK	RB1#0	4.59	13	7.9	Pass
				RB100#0	5.25	13	7.10	Pass
			16-QAM	RB1#0	5.30	13	7.11	Pass
				RB100#0	6.09	13	7.12	Pass
LTE Band 26 (Part22)	15 MHz	LCH	QPSK	RB1#0	4.55	13	8.1	Pass
				RB75#0	5.67	13	8.2	Pass
			16-QAM	RB1#0	5.25	13	8.3	Pass
				RB75#0	6.28	13	8.4	Pass
		MCH	QPSK	RB1#0	4.64	13	8.5	Pass
				RB75#0	5.58	13	8.6	Pass
			16-QAM	RB1#0	5.44	13	8.7	Pass
				RB75#0	6.28	13	8.8	Pass
		HCH	QPSK	RB1#0	4.83	13	8.9	Pass
				RB75#0	5.25	13	8.10	Pass
			16-QAM	RB1#0	5.67	13	8.11	Pass
				RB75#0	6.05	13	8.12	Pass
LTE Band 26 (Part90)	10 MHz	MCH	QPSK	RB1#0	4.59	13	9.1	Pass
				RB50#0	5.53	13	9.2	Pass
			16-QAM	RB1#0	5.48	13	9.3	Pass
				RB50#0	6.33	13	9.4	Pass
LTE Band 38	20 MHz	LCH	QPSK	RB1#0	8.48	13	10.1	Pass
				RB100#0	8.86	13	10.2	Pass
			16-QAM	RB1#0	9.23	13	10.3	Pass
				RB100#0	9.70	13	10.4	Pass
		MCH	QPSK	RB1#0	8.48	13	10.5	Pass

Test Band	Test Bandwidth	Test Channel	Test Mode	Test RB (Size#Offset)	Peak to Average Ratio (dB)	Limit (dB)	Refer to Plot ^{Note2}	Verdict	
			16-QAM	RB100#0	8.81	13	10.6	Pass	
				RB1#0	9.33	13	10.7	Pass	
				RB100#0	9.70	13	10.8	Pass	
		HCH	QPSK	RB1#0	8.44	13	10.9	Pass	
				RB100#0	8.86	13	10.10	Pass	
			16-QAM	RB1#0	9.42	13	10.11	Pass	
				RB100#0	9.66	13	10.12	Pass	
			LCH	QPSK	RB1#0	8.53	13	11.1	Pass
					RB100#0	8.86	13	11.2	Pass
		16-QAM		RB1#0	9.14	13	11.3	Pass	
				RB100#0	9.66	13	11.4	Pass	
		MCH		QPSK	RB1#0	8.48	13	11.5	Pass
RB100#0	8.81				13	11.6	Pass		
16-QAM	RB1#0		9.19	13	11.7	Pass			
	RB100#0		9.61	13	11.8	Pass			
HCH	QPSK	RB1#0	8.48	13	11.9	Pass			
		RB100#0	8.86	13	11.10	Pass			
	16-QAM	RB1#0	9.28	13	11.11	Pass			
		RB100#0	9.66	13	11.12	Pass			
LTE Band 41	20 MHz								

A.3 Occupied Bandwidth

Note 1: All modes were tested, but only the typical data were reported in this report.

Note 2: Test plots please refer to the document “Annex No.: BL-EC2390557-501 Data Part 2.pdf”.

GSM and WCDMA Mode Test Data

Test Band	Test Channel	Measured 99% Occupied Bandwidth (MHz)	Measured -26 dB Occupied Bandwidth (MHz)	Refer to Plot ^{Note2}
GPRS 850	LCH	0.246	0.314	12.1
	MCH	0.243	0.313	12.2
	HCH	0.241	0.320	12.3
GPRS 1900	LCH	0.241	0.316	13.1
	MCH	0.243	0.313	13.2
	HCH	0.243	0.316	13.3
EGPRS 850	LCH	0.245	0.308	14.1
	MCH	0.246	0.306	14.2
	HCH	0.244	0.309	14.3
EGPRS 1900	LCH	0.243	0.300	15.1
	MCH	0.243	0.305	15.2
	HCH	0.245	0.304	15.3
WCDMA Band 2	LCH	4.119	4.698	16.1
	MCH	4.123	4.702	16.2
	HCH	4.122	4.704	16.3
WCDMA Band 4	LCH	4.118	4.699	17.1
	MCH	4.123	4.708	17.2
	HCH	4.124	4.703	17.3
WCDMA Band 5	LCH	4.133	4.706	18.1
	MCH	4.125	4.700	18.2
	HCH	4.134	4.714	18.3

LTE Mode Test Data

Test Band	Test Bandwidth	Test Channel	Test Mode	Test RB (Size#Offset)	Measured 99% Occupied Bandwidth (MHz)	Measured -26 dB Occupied Bandwidth (MHz)	Refer to Plot ^{Note2}
Band 2	1.4 MHz	LCH	QPSK	RB6#0	1.090	1.300	1.1
			16-QAM	RB6#0	1.091	1.270	1.2
		MCH	QPSK	RB6#0	1.088	1.285	1.3
			16-QAM	RB6#0	1.092	1.296	1.4
		HCH	QPSK	RB6#0	1.088	1.272	1.5
			16-QAM	RB6#0	1.091	1.285	1.6
	3 MHz	LCH	QPSK	RB15#0	2.699	2.990	1.7
			16-QAM	RB15#0	2.699	2.998	1.8
		MCH	QPSK	RB15#0	2.700	2.981	1.9
			16-QAM	RB15#0	2.703	2.977	1.10
		HCH	QPSK	RB15#0	2.702	2.985	1.11
			16-QAM	RB15#0	2.700	2.986	1.12
	5 MHz	LCH	QPSK	RB25#0	4.502	4.983	1.13
			16-QAM	RB25#0	4.500	4.983	1.14
		MCH	QPSK	RB25#0	4.500	4.987	1.15
			16-QAM	RB25#0	4.506	4.991	1.16
		HCH	QPSK	RB25#0	4.504	5.017	1.17
			16-QAM	RB25#0	4.508	5.026	1.18
	10 MHz	LCH	QPSK	RB50#0	8.970	9.840	1.19
			16-QAM	RB50#0	8.970	9.892	1.20
		MCH	QPSK	RB50#0	8.956	9.787	1.21
			16-QAM	RB50#0	8.961	9.822	1.22
		HCH	QPSK	RB50#0	8.959	9.878	1.23
			16-QAM	RB50#0	8.958	9.825	1.24
	15 MHz	LCH	QPSK	RB75#0	13.430	14.686	1.25
			16-QAM	RB75#0	13.415	14.637	1.26
		MCH	QPSK	RB75#0	13.419	14.718	1.27
			16-QAM	RB75#0	13.438	14.777	1.28
		HCH	QPSK	RB75#0	13.465	14.705	1.29
			16-QAM	RB75#0	13.437	14.682	1.30
	20 MHz	LCH	QPSK	RB100#0	17.893	19.450	1.31
			16-QAM	RB100#0	17.881	19.279	1.32
		MCH	QPSK	RB100#0	17.881	19.426	1.33
			16-QAM	RB100#0	17.889	19.341	1.34
		HCH	QPSK	RB100#0	17.918	19.364	1.35
			16-QAM	RB100#0	17.897	19.429	1.36

Test Band	Test Bandwidth	Test Channel	Test Mode	Test RB (Size#Offset)	Measured 99% Occupied Bandwidth (MHz)	Measured -26 dB Occupied Bandwidth (MHz)	Refer to Plot ^{Note2}
Band 4	1.4 MHz	LCH	QPSK	RB6#0	1.089	1.267	2.1
			16-QAM	RB6#0	1.091	1.294	2.2
		MCH	QPSK	RB6#0	1.089	1.283	2.3
			16-QAM	RB6#0	1.089	1.305	2.4
		HCH	QPSK	RB6#0	1.089	1.293	2.5
			16-QAM	RB6#0	1.092	1.272	2.6
	3 MHz	LCH	QPSK	RB15#0	2.700	2.962	2.7
			16-QAM	RB15#0	2.705	2.988	2.8
		MCH	QPSK	RB15#0	2.700	2.989	2.9
			16-QAM	RB15#0	2.705	3.006	2.10
		HCH	QPSK	RB15#0	2.703	2.983	2.11
			16-QAM	RB15#0	2.700	2.970	2.12
	5 MHz	LCH	QPSK	RB25#0	4.496	5.015	2.13
			16-QAM	RB25#0	4.494	5.001	2.14
		MCH	QPSK	RB25#0	4.504	4.964	2.15
			16-QAM	RB25#0	4.505	5.024	2.16
		HCH	QPSK	RB25#0	4.508	4.984	2.17
			16-QAM	RB25#0	4.504	5.006	2.18
	10 MHz	LCH	QPSK	RB50#0	8.957	9.823	2.19
			16-QAM	RB50#0	8.956	9.816	2.20
		MCH	QPSK	RB50#0	8.950	9.819	2.21
			16-QAM	RB50#0	8.954	9.873	2.22
		HCH	QPSK	RB50#0	8.974	9.815	2.23
			16-QAM	RB50#0	8.957	9.791	2.24
	15 MHz	LCH	QPSK	RB75#0	13.421	14.671	2.25
			16-QAM	RB75#0	13.438	14.651	2.26
		MCH	QPSK	RB75#0	13.417	14.669	2.27
			16-QAM	RB75#0	13.431	14.607	2.28
		HCH	QPSK	RB75#0	13.433	14.684	2.29
			16-QAM	RB75#0	13.426	14.650	2.30
20 MHz	LCH	QPSK	RB100#0	17.904	19.441	2.31	
		16-QAM	RB100#0	17.878	19.505	2.32	
	MCH	QPSK	RB100#0	17.873	19.381	2.33	
		16-QAM	RB100#0	17.870	19.478	2.34	
	HCH	QPSK	RB100#0	17.856	19.251	2.35	
		16-QAM	RB100#0	17.844	19.471	2.36	

Test Band	Test Bandwidth	Test Channel	Test Mode	Test RB (Size#Offset)	Measured 99% Occupied Bandwidth (MHz)	Measured -26 dB Occupied Bandwidth (MHz)	Refer to Plot ^{Note2}
Band 5	1.4 MHz	LCH	QPSK	RB6#0	1.086	1.279	3.1
			16-QAM	RB6#0	1.094	1.297	3.2
		MCH	QPSK	RB6#0	1.089	1.275	3.3
			16-QAM	RB6#0	1.088	1.268	3.4
		HCH	QPSK	RB6#0	1.088	1.276	3.5
			16-QAM	RB6#0	1.089	1.287	3.6
	3 MHz	LCH	QPSK	RB15#0	2.695	2.975	3.7
			16-QAM	RB15#0	2.700	2.984	3.8
		MCH	QPSK	RB15#0	2.702	3.000	3.9
			16-QAM	RB15#0	2.703	2.976	3.10
		HCH	QPSK	RB15#0	2.699	2.981	3.11
			16-QAM	RB15#0	2.707	2.984	3.12
	5 MHz	LCH	QPSK	RB25#0	4.513	5.013	3.13
			16-QAM	RB25#0	4.508	5.000	3.14
		MCH	QPSK	RB25#0	4.504	4.979	3.15
			16-QAM	RB25#0	4.513	4.979	3.16
		HCH	QPSK	RB25#0	4.518	5.007	3.17
			16-QAM	RB25#0	4.513	5.026	3.18
	10 MHz	LCH	QPSK	RB50#0	8.947	9.778	3.19
			16-QAM	RB50#0	8.941	9.828	3.20
		MCH	QPSK	RB50#0	8.977	9.846	3.21
			16-QAM	RB50#0	8.974	9.779	3.22
		HCH	QPSK	RB50#0	8.961	9.891	3.23
			16-QAM	RB50#0	8.946	9.849	3.24

Test Band	Test Bandwidth	Test Channel	Test Mode	Test RB (Size#Offset)	Measured 99% Occupied Bandwidth (MHz)	Measured -26 dB Occupied Bandwidth (MHz)	Refer to Plot ^{Note2}
Band 7	5 MHz	LCH	QPSK	RB25#0	4.506	5.006	4.1
			16-QAM	RB25#0	4.498	4.973	4.2
		MCH	QPSK	RB25#0	4.503	4.995	4.3
			16-QAM	RB25#0	4.496	4.973	4.4
		HCH	QPSK	RB25#0	4.504	4.991	4.5
			16-QAM	RB25#0	4.501	4.987	4.6
	10 MHz	LCH	QPSK	RB50#0	8.949	9.793	4.7
			16-QAM	RB50#0	8.952	9.864	4.8
		MCH	QPSK	RB50#0	8.955	9.839	4.9
			16-QAM	RB50#0	8.941	9.819	4.10
		HCH	QPSK	RB50#0	8.951	9.849	4.11
			16-QAM	RB50#0	8.963	9.851	4.12
	15 MHz	LCH	QPSK	RB75#0	13.415	14.768	4.13
			16-QAM	RB75#0	13.438	14.678	4.14
		MCH	QPSK	RB75#0	13.405	14.647	4.15
			16-QAM	RB75#0	13.435	14.703	4.16
		HCH	QPSK	RB75#0	13.431	14.657	4.17
			16-QAM	RB75#0	13.443	14.655	4.18
	20 MHz	LCH	QPSK	RB100#0	17.842	19.429	4.19
			16-QAM	RB100#0	17.832	19.275	4.20
		MCH	QPSK	RB100#0	17.860	19.430	4.21
			16-QAM	RB100#0	17.886	19.433	4.22
		HCH	QPSK	RB100#0	17.920	19.328	4.23
			16-QAM	RB100#0	17.940	19.389	4.24

Test Band	Test Bandwidth	Test Channel	Test Mode	Test RB (Size#Offset)	Measured 99% Occupied Bandwidth (MHz)	Measured -26 dB Occupied Bandwidth (MHz)	Refer to Plot ^{Note2}
Band 12	1.4 MHz	LCH	QPSK	RB6#0	1.093	1.276	5.1
			16-QAM	RB6#0	1.086	1.258	5.2
		MCH	QPSK	RB6#0	1.089	1.279	5.3
			16-QAM	RB6#0	1.087	1.262	5.4
		HCH	QPSK	RB6#0	1.092	1.279	5.5
			16-QAM	RB6#0	1.091	1.289	5.6
	3 MHz	LCH	QPSK	RB15#0	2.703	2.980	5.7
			16-QAM	RB15#0	2.702	2.987	5.8
		MCH	QPSK	RB15#0	2.703	2.974	5.9
			16-QAM	RB15#0	2.699	2.990	5.10
		HCH	QPSK	RB15#0	2.701	2.988	5.11
			16-QAM	RB15#0	2.702	2.995	5.12
	5 MHz	LCH	QPSK	RB25#0	4.510	4.975	5.13
			16-QAM	RB25#0	4.516	4.974	5.14
		MCH	QPSK	RB25#0	4.501	4.973	5.15
			16-QAM	RB25#0	4.500	4.970	5.16
		HCH	QPSK	RB25#0	4.497	4.950	5.17
			16-QAM	RB25#0	4.496	4.985	5.18
	10 MHz	LCH	QPSK	RB50#0	9.008	9.891	5.19
			16-QAM	RB50#0	9.003	9.949	5.20
		MCH	QPSK	RB50#0	8.962	9.816	5.21
			16-QAM	RB50#0	8.969	9.856	5.22
		HCH	QPSK	RB50#0	8.907	9.694	5.23
			16-QAM	RB50#0	8.907	9.692	5.24

Test Band	Test Bandwidth	Test Channel	Test Mode	Test RB (Size#Offset)	Measured 99% Occupied Bandwidth (MHz)	Measured -26 dB Occupied Bandwidth (MHz)	Refer to Plot ^{Note2}
Band 13	5 MHz	LCH	QPSK	RB25#0	4.501	4.956	6.1
			16-QAM	RB25#0	4.502	4.959	6.2
		MCH	QPSK	RB25#0	4.504	4.988	6.3
			16-QAM	RB25#0	4.507	5.013	6.4
		HCH	QPSK	RB25#0	4.502	5.019	6.5
			16-QAM	RB25#0	4.504	4.982	6.6
	10 MHz	MCH	QPSK	RB50#0	8.963	9.835	6.7
			16-QAM	RB50#0	8.954	9.916	6.8

Test Band	Test Bandwidth	Test Channel	Test Mode	Test RB (Size#Offset)	Measured 99% Occupied Bandwidth (MHz)	Measured -26 dB Occupied Bandwidth (MHz)	Refer to Plot ^{Note2}
Band 25	1.4 MHz	LCH	QPSK	RB6#0	1.087	1.289	7.1
			16-QAM	RB6#0	1.087	1.274	7.2
		MCH	QPSK	RB6#0	1.092	1.292	7.3
			16-QAM	RB6#0	1.089	1.296	7.4
		HCH	QPSK	RB6#0	1.088	1.278	7.5
			16-QAM	RB6#0	1.087	1.272	7.6
	3 MHz	LCH	QPSK	RB15#0	2.703	2.999	7.7
			16-QAM	RB15#0	2.700	2.969	7.8
		MCH	QPSK	RB15#0	2.710	2.985	7.9
			16-QAM	RB15#0	2.702	2.998	7.10
		HCH	QPSK	RB15#0	2.698	2.981	7.11
			16-QAM	RB15#0	2.697	2.982	7.12
	5 MHz	LCH	QPSK	RB25#0	4.510	4.984	7.13
			16-QAM	RB25#0	4.501	4.988	7.14
		MCH	QPSK	RB25#0	4.507	4.986	7.15
			16-QAM	RB25#0	4.502	5.015	7.16
		HCH	QPSK	RB25#0	4.498	5.030	7.17
			16-QAM	RB25#0	4.499	5.037	7.18
	10 MHz	LCH	QPSK	RB50#0	8.969	9.793	7.19
			16-QAM	RB50#0	8.969	9.891	7.20
		MCH	QPSK	RB50#0	8.957	9.881	7.21
			16-QAM	RB50#0	8.949	9.832	7.22
		HCH	QPSK	RB50#0	8.933	9.839	7.23
			16-QAM	RB50#0	8.947	9.836	7.24
	15 MHz	LCH	QPSK	RB75#0	13.432	14.688	7.25
			16-QAM	RB75#0	13.440	14.694	7.26
		MCH	QPSK	RB75#0	13.439	14.732	7.27
			16-QAM	RB75#0	13.421	14.564	7.28
		HCH	QPSK	RB75#0	13.403	14.662	7.29
			16-QAM	RB75#0	13.391	14.639	7.30
20 MHz	LCH	QPSK	RB100#0	17.865	19.509	7.31	
		16-QAM	RB100#0	17.857	19.373	7.32	
	MCH	QPSK	RB100#0	17.852	19.346	7.33	
		16-QAM	RB100#0	17.873	19.379	7.34	
	HCH	QPSK	RB100#0	17.832	19.349	7.35	
		16-QAM	RB100#0	17.839	19.376	7.36	

Test Band	Test Bandwidth	Test Channel	Test Mode	Test RB (Size#Offset)	Measured 99% Occupied Bandwidth (MHz)	Measured -26 dB Occupied Bandwidth (MHz)	Refer to Plot ^{Note2}
Band 26 (Part22)	1.4 MHz	LCH	QPSK	RB6#0	1.092	1.291	8.1
			16-QAM	RB6#0	1.088	1.268	8.2
		MCH	QPSK	RB6#0	1.091	1.305	8.3
			16-QAM	RB6#0	1.088	1.286	8.4
		HCH	QPSK	RB6#0	1.087	1.274	8.5
			16-QAM	RB6#0	1.088	1.278	8.6
	3 MHz	LCH	QPSK	RB15#0	2.702	2.977	8.7
			16-QAM	RB15#0	2.705	2.992	8.8
		MCH	QPSK	RB15#0	2.703	2.979	8.9
			16-QAM	RB15#0	2.707	2.964	8.10
		HCH	QPSK	RB15#0	2.700	2.974	8.11
			16-QAM	RB15#0	2.697	2.981	8.12
	5 MHz	LCH	QPSK	RB25#0	4.506	4.987	8.13
			16-QAM	RB25#0	4.504	4.935	8.14
		MCH	QPSK	RB25#0	4.509	5.014	8.15
			16-QAM	RB25#0	4.497	5.002	8.16
		HCH	QPSK	RB25#0	4.507	5.002	8.17
			16-QAM	RB25#0	4.506	5.009	8.18
	10 MHz	LCH	QPSK	RB50#0	8.955	9.821	8.19
			16-QAM	RB50#0	8.952	9.803	8.20
		MCH	QPSK	RB50#0	8.971	9.776	8.21
			16-QAM	RB50#0	8.966	9.856	8.22
		HCH	QPSK	RB50#0	8.956	9.882	8.23
			16-QAM	RB50#0	8.969	9.815	8.24
	15 MHz	LCH	QPSK	RB75#0	13.480	14.796	8.25
			16-QAM	RB75#0	13.490	14.807	8.26
		MCH	QPSK	RB75#0	13.443	14.692	8.27
			16-QAM	RB75#0	13.436	14.708	8.28
		HCH	QPSK	RB75#0	13.410	14.607	8.29
			16-QAM	RB75#0	13.396	14.595	8.30

Test Band	Test Bandwidth	Test Channel	Test Mode	Test RB (Size#Offset)	Measured 99% Occupied Bandwidth (MHz)	Measured -26 dB Occupied Bandwidth (MHz)	Refer to Plot ^{Note2}
Band 26 (Part90)	1.4 MHz	LCH	QPSK	RB6#0	1.089	1.286	9.1
			16-QAM	RB6#0	1.088	1.281	9.2
		MCH	QPSK	RB6#0	1.089	1.269	9.3
			16-QAM	RB6#0	1.092	1.274	9.4
		HCH	QPSK	RB6#0	1.088	1.261	9.5
			16-QAM	RB6#0	1.091	1.271	9.6
	3 MHz	LCH	QPSK	RB15#0	2.709	2.996	9.7
			16-QAM	RB15#0	2.699	2.987	9.8
		MCH	QPSK	RB15#0	2.698	2.951	9.9
			16-QAM	RB15#0	2.705	3.004	9.10
		HCH	QPSK	RB15#0	2.696	2.979	9.11
			16-QAM	RB15#0	2.703	2.977	9.12
	5 MHz	LCH	QPSK	RB25#0	4.516	5.016	9.13
			16-QAM	RB25#0	4.520	5.021	9.14
		MCH	QPSK	RB25#0	4.513	4.985	9.15
			16-QAM	RB25#0	4.515	5.011	9.16
		HCH	QPSK	RB25#0	4.507	4.991	9.17
			16-QAM	RB25#0	4.505	4.948	9.18
	10 MHz	MCH	QPSK	RB50#0	9.001	9.883	9.19
			16-QAM	RB50#0	9.023	9.777	9.20

Test Band	Test Bandwidth	Test Channel	Test Mode	Test RB (Size#Offset)	Measured 99% Occupied Bandwidth (MHz)	Measured -26 dB Occupied Bandwidth (MHz)	Refer to Plot ^{Note2}
Band 38	5 MHz	LCH	QPSK	RB25#0	4.523	5.604	10.1
			16-QAM	RB25#0	4.517	6.032	10.2
		MCH	QPSK	RB25#0	4.511	5.616	10.3
			16-QAM	RB25#0	4.522	6.452	10.4
		HCH	QPSK	RB25#0	4.512	5.630	10.5
			16-QAM	RB25#0	4.517	5.912	10.6
	10 MHz	LCH	QPSK	RB50#0	9.010	11.298	10.7
			16-QAM	RB50#0	8.994	14.121	10.8
		MCH	QPSK	RB50#0	8.991	11.347	10.9
			16-QAM	RB50#0	9.000	14.466	10.10
		HCH	QPSK	RB50#0	8.977	10.472	10.11
			16-QAM	RB50#0	9.003	15.983	10.12
	15 MHz	LCH	QPSK	RB75#0	13.532	23.894	10.13
			16-QAM	RB75#0	13.529	23.074	10.14
		MCH	QPSK	RB75#0	13.521	23.854	10.15
			16-QAM	RB75#0	13.524	24.817	10.16
		HCH	QPSK	RB75#0	13.509	20.707	10.17
			16-QAM	RB75#0	13.515	27.606	10.18
	20 MHz	LCH	QPSK	RB100#0	17.951	25.190	10.19
			16-QAM	RB100#0	17.955	26.449	10.20
		MCH	QPSK	RB100#0	17.987	19.940	10.21
			16-QAM	RB100#0	17.978	29.206	10.22
		HCH	QPSK	RB100#0	17.946	20.642	10.23
			16-QAM	RB100#0	17.964	21.984	10.24

Test Band	Test Bandwidth	Test Channel	Test Mode	Test RB (Size#Offset)	Measured 99% Occupied Bandwidth (MHz)	Measured -26 dB Occupied Bandwidth (MHz)	Refer to Plot ^{Note2}
Band 41	5 MHz	LCH	QPSK	RB25#0	4.524	5.652	11.1
			16-QAM	RB25#0	4.507	5.556	11.2
		MCH	QPSK	RB25#0	4.516	5.953	11.3
			16-QAM	RB25#0	4.521	6.135	11.4
		HCH	QPSK	RB25#0	4.516	5.601	11.5
			16-QAM	RB25#0	4.526	6.006	11.6
	10 MHz	LCH	QPSK	RB50#0	8.976	10.741	11.7
			16-QAM	RB50#0	8.986	11.322	11.8
		MCH	QPSK	RB50#0	9.012	11.545	11.9
			16-QAM	RB50#0	9.005	11.830	11.10
		HCH	QPSK	RB50#0	9.003	10.850	11.11
			16-QAM	RB50#0	8.984	11.928	11.12
	15 MHz	LCH	QPSK	RB75#0	13.486	19.294	11.13
			16-QAM	RB75#0	13.509	18.553	11.14
		MCH	QPSK	RB75#0	13.522	20.613	11.15
			16-QAM	RB75#0	13.497	26.989	11.16
		HCH	QPSK	RB75#0	13.488	16.286	11.17
			16-QAM	RB75#0	13.476	16.642	11.18
	20 MHz	LCH	QPSK	RB100#0	17.934	20.828	11.19
			16-QAM	RB100#0	17.950	21.254	11.20
		MCH	QPSK	RB100#0	17.952	20.630	11.21
			16-QAM	RB100#0	17.945	21.719	11.22
		HCH	QPSK	RB100#0	17.908	20.373	11.23
			16-QAM	RB100#0	17.942	20.796	11.24

A.4 Frequency Stability

GPRS 850

Test Conditions		Frequency Deviation						Verdict
Power (VDC)	Temperature (°C)	LCH 824.2 MHz		MCH 836.6 MHz		HCH 848.8 MHz		
		Value (Hz)	Limits (Hz)	Value (Hz)	Limits (Hz)	Value (Hz)	Limits (Hz)	
12	-30	-18.85	±2060.5	20.11	±2091.5	19.27	±2122	Pass
	-20	22.96		18.92		16.72		
	-10	14.98		15.82		18.02		
	0	17.40		17.72		18.05		
	+10	12.37		13.69		15.37		
	+20	12.62		19.11		15.92		
	+25	16.89		20.31		16.76		
	+30	17.47		18.11		16.89		
	+40	17.56		17.79		18.05		
	+50	15.92		16.05		18.95		
8	+25	16.43	15.56	17.24				
32	+25	18.60	17.47	18.53				

GPRS 1900

Test Conditions		Frequency Deviation						Verdict
Power (VDC)	Temperature (°C)	LCH 1850.2 MHz		MCH 1880 MHz		HCH 1909.8 MHz		
		Value (Hz)	Limits (Hz)	Value (Hz)	Limits (Hz)	Value (Hz)	Limits (Hz)	
12	-30	8.75	±4625.5	8.59	±4700.0	6.52	±4774.5	Pass
	-20	8.52		8.62		8.30		
	-10	8.46		11.24		-8.91		
	0	9.10		8.01		7.55		
	+10	6.39		10.04		4.49		
	+20	12.98		12.56		10.2		
	+25	11.75		10.17		5.36		
	+30	5.07		5.00		7.14		
	+40	6.33		8.78		4.10		
	+50	10.33		16.11		-7.07		
8	+25	10.94	10.78	-7.94				
32	+25	11.17	9.72	-8.36				

EGPRS 850

Test Conditions		Frequency Deviation						Verdict
Power (VDC)	Temperature (°C)	LCH 824.2 MHz		MCH 836.6 MHz		HCH 848.8 MHz		
		Value (Hz)	Limits (Hz)	Value (Hz)	Limits (Hz)	Value (Hz)	Limits (Hz)	
12	-30	26.15	±2060.5	30.76	±2091.5	32.17	±2122	Pass
	-20	29.40		32.04		32.72		
	-10	31.54		35.20		32.81		
	0	31.08		32.77		33.78		
	10	28.45		30.61		32.27		
	20	31.48		34.64		34.61		
	25	28.59		32.97		33.13		
	30	30.73		30.36		30.29		
	40	33.56		28.14		35.27		
	50	31.30		30.41		28.28		
32	25	29.07		33.23		32.78		
8	25	28.55		33.99		27.92		

EGPRS 1900

Test Conditions		Frequency Deviation						Verdict
Power (VDC)	Temperature (°C)	LCH 1850.2 MHz		MCH 1880 MHz		HCH 1909.8 MHz		
		Value (Hz)	Limits (Hz)	Value (Hz)	Limits (Hz)	Value (Hz)	Limits (Hz)	
12	-30	17.96	±4625.5	22.17	±4700.0	18.28	±4774.5	Pass
	-20	25.54		29.47		22.37		
	-10	24.21		26.46		23.45		
	0	25.29		23.80		23.16		
	+10	25.58		27.66		27.11		
	+20	28.20		29.71		18.10		
	+25	22.75		24.74		14.84		
	+30	28.34		27.16		16.88		
	+40	24.25		22.66		23.40		
	+50	21.19		24.16		23.40		
8	+25	28.77		24.18		21.30		
32	+25	25.1		25.82		19.94		

WCDMA Band 2

Test Conditions		Frequency Deviation						Verdict
Power (VDC)	Temperature (°C)	LCH 1852.4 MHz		MCH 1880 MHz		HCH 1907.6 MHz		
		Value (Hz)	Limits (Hz)	Value (Hz)	Limits (Hz)	Value (Hz)	Limits (Hz)	
12	-30	3.64	±4631	0.40	±4700	-3.43	±4769	Pass
	-20	2.55		0.33		-3.24		
	-10	2.26		-0.57		-4.09		
	0	2.75		-0.41		-4.04		
	+10	3.30		-0.77		-3.54		
	+20	3.07		-0.84		-2.67		
	+25	3.79		-0.94		-4.34		
	+30	2.23		-0.46		-3.54		
	+40	3.89		-0.49		-3.61		
	+50	3.09		-1.09		-3.65		
8	+25	3.19		0.28		-3.54		
32	+25	2.38		-0.67		-3.59		

WCDMA Band 4

Test Conditions		Frequency Deviation						Verdict
Power (VDC)	Temperature (°C)	LCH 1712.4 MHz		MCH 1732.4 MHz		HCH 1752.6 MHz		
		Value (Hz)	Limits (Hz)	Value (Hz)	Limits (Hz)	Value (Hz)	Limits (Hz)	
12	-30	12.03	±4281	-0.57	±4331	-9.78	±4381.5	Pass
	-20	11.79		-1.37		-9.81		
	-10	12.01		-1.28		-9.03		
	0	10.27		-0.56		-9.57		
	+10	11.12		-1.38		-9.85		
	+20	10.81		-1.17		-10.14		
	+25	11.17		-1.49		-9.11		
	+30	11.43		-1.12		-9.05		
	+40	10.66		-1.8		-9.51		
	+50	11.69		-0.88		-9.66		
8	+25	3.19		0.28		-3.54		
32	+25	2.38		-0.67		-3.59		

WCDMA Band B5

Test Conditions		Frequency Deviation						Verdict
Power (VDC)	Temperature (°C)	LCH 826.4 MHz		MCH 836.4 MHz		HCH 846.6 MHz		
		Value (Hz)	Limits (Hz)	Value (Hz)	Limits (Hz)	Value (Hz)	Limits (Hz)	
12	-30	-0.37	±2066	-0.64	±2091	-1.24	±2116.5	Pass
	-20	-0.7		-0.89		-1.78		
	-10	-0.22		-0.64		-1.09		
	0	0.21		-0.29		-1.63		
	+10	0.72		-0.34		-1.18		
	+20	0.19		-0.01		-0.94		
	+25	1.51		0.04		-0.95		
	+30	0.52		-0.11		-1.21		
	+40	1.13		-0.19		-1.19		
	+50	1.17		-0.19		-1.29		
8	+25	1.14		-0.51		-1.73		
32	+25	1.14		-0.27		-1.33		

LTE Band 2 QPSK 10 MHz

Test Conditions		Frequency Deviation						Verdict
Power (VDC)	Temperature (°C)	LCH 1855 MHz		MCH 1880 MHz		HCH 1905 MHz		
		Value (Hz)	Limits (Hz)	Value (Hz)	Limits (Hz)	Value (Hz)	Limits (Hz)	
12	-30	-2.10	±4637.5	-3.26	±4700	0.16	±4762.5	Pass
	-20	-3.43		-4.06		0.69		
	-10	-2.93		-3.3		-0.29		
	0	-3.15		-4.43		-0.39		
	+10	-3.39		-4.12		-0.03		
	+20	-3.43		-3.86		1.09		
	+25	-3.66		-3.73		0.84		
	+30	-2.55		-3.49		0.13		
	+40	-3.29		-3.58		-0.57		
	+50	-2.23		-3.40		-0.07		
8	+25	-3.29		-3.85		-0.79		
32	+25	-3.83		-3.58		0.50		

LTE Band 2 16QAM 10 MHz

Test Conditions		Frequency Deviation						Verdict
Power (VDC)	Temperature (°C)	LCH 1855 MHz		MCH 1880 MHz		HCH 1905 MHz		
		Value (Hz)	Limits (Hz)	Value (Hz)	Limits (Hz)	Value (Hz)	Limits (Hz)	
12	-30	-2.37	±4637.5	-4.15	±4700	-0.36	±4762.5	Pass
	-20	-3.22		-3.33		-0.37		
	-10	-3.6		-3.76		0.44		
	0	-3.19		-3.39		0.56		
	+10	-2.57		-2.89		1.24		
	+20	-2.85		-4.33		0.01		
	+25	-2.27		-3.63		1.14		
	+30	-3.38		-3.6		0.93		
	+40	-3.29		-4.39		0.73		
	+50	-3.56		-4.26		0.41		
8	+25	-3.76		-4.02		0.64		
32	+25	-2.73		-3.23		-0.53		

LTE Band 4 QPSK 10 MHz

Test Conditions		Frequency Deviation						Verdict
Power (VDC)	Temperature (°C)	LCH 1715 MHz		MCH 1732.5 MHz		HCH 1750 MHz		
		Value (Hz)	Limits (Hz)	Value (Hz)	Limits (Hz)	Value (Hz)	Limits (Hz)	
12	-30	-2.53	±4287.5	-1.07	±4331.25	0.37	±4375	Pass
	-20	-3.6		0.44		1.02		
	-10	-3.03		0.11		2.29		
	0	-2.72		-0.59		2.19		
	+10	-1.99		0.66		2.62		
	+20	-2.95		1		1.82		
	+25	-4.23		-0.03		0.87		
	+30	-3.1		-0.37		0.8		
	+40	-2.76		0.44		1.56		
	+50	-3.32		-0.54		1.69		
8	+25	-3.45		-0.77		0.79		
32	+25	-3.5		0		1.39		

LTE Band 4 16QAM 10 MHz

Test Conditions		Frequency Deviation						Verdict
Power (VDC)	Temperature (°C)	LCH 1715 MHz		MCH 1732.5 MHz		HCH 1750 MHz		
		Value (Hz)	Limits (Hz)	Value (Hz)	Limits (Hz)	Value (Hz)	Limits (Hz)	
12	-30	-2.98	±4287.5	1.17	±4331.25	1.02	±4375	Pass
	-20	-3.46		-0.57		1.69		
	-10	-3.69		-0.59		0.46		
	0	-2.66		-1.63		1.06		
	+10	-3.58		-0.09		1.32		
	+20	-2.36		-0.49		0.63		
	+25	-2.73		-0.46		1.85		
	+30	-3.81		-0.04		0.57		
	+40	-2.22		-0.11		0.96		
	+50	-3.62		-0.49		0.77		
8	+25	-3		-0.9		2.13		
32	+25	-2.88		-0.19		0.97		

LTE Band 5 QPSK 10 MHz

Test Conditions		Frequency Deviation						Verdict
Power (VDC)	Temperature (°C)	LCH 829MHz		MCH 836.5 MHz		HCH 844 MHz		
		Value (Hz)	Limits (Hz)	Value (Hz)	Limits (Hz)	Value (Hz)	Limits (Hz)	
12	-30	-0.40	±2072.5	-1.17	±2091.25	-1.22	±2110	Pass
	-20	-1.17		-1.66		-1.76		
	-10	0.01		-0.29		-0.70		
	0	0.20		-0.72		-1.26		
	+10	-0.47		0.01		-0.63		
	+20	-0.74		-0.67		-1.43		
	+25	-1.69		-0.77		-0.54		
	+30	0.97		-0.74		-0.66		
	+40	1.06		-0.27		-0.97		
	+50	-0.03		-0.06		-1.14		
8	+25	-1.39		-0.36		-1.93		
32	+25	-0.29		-0.60		-1.17		

LTE Band 5 16QAM 10 MHz

Test Conditions		Frequency Deviation						Verdict
Power (VDC)	Temperature (°C)	LCH 829MHz		MCH 836.5 MHz		HCH 844 MHz		
		Value (Hz)	Limits (Hz)	Value (Hz)	Limits (Hz)	Value (Hz)	Limits (Hz)	
12	-30	-0.82	±2072.5	-1.14	±2091.25	-1.37	±2110	Pass
	-20	-0.89		-1.46		-1.34		
	-10	-0.67		-0.96		-0.13		
	0	0.09		-1.13		-1.30		
	+10	-0.79		-1.66		-1.16		
	+20	-0.87		-1.66		-0.90		
	+25	-1.83		-1.89		-1.70		
	+30	0.50		-1.00		-1.44		
	+40	0.84		-1.17		-1.33		
	+50	-0.14		-1.00		-0.83		
8	+25	-1.33		-1.47		-1.14		
32	+25	-0.96		-0.73		-1.07		

LTE Band 7 QPSK 10 MHz

Test Conditions		Frequency Deviation						Verdict
Power (VDC)	Temperature (°C)	LCH 2505 MHz		MCH 2535 MHz		HCH 2565 MHz		
		Value (Hz)	Limits (Hz)	Value (Hz)	Limits (Hz)	Value (Hz)	Limits (Hz)	
12	-30	-3.66	±6262.5	-2.99	±6337.5	-2.95	±6412.5	Pass
	-20	-3.49		-4.95		-4.79		
	-10	-3.36		-4.43		-4.59		
	0	-4.02		-3.28		-3.66		
	+10	-3.36		-3.52		-4.01		
	+20	-4.19		-4.42		-2.69		
	+25	-1.87		-3.19		-3.30		
	+30	-2.17		-3.55		-3.66		
	+40	-4.58		-3.78		-4.08		
	+50	-5.02		-2.68		-4.26		
8	+25	-1.83		-2.56		-2.75		
32	+25	-4.06		-5.54		-4.56		

LTE Band 7 16QAM 10 MHz

Test Conditions		Frequency Deviation						Verdict
Power (VDC)	Temperature (°C)	LCH 2505 MHz		MCH 2535 MHz		HCH 2565 MHz		
		Value (Hz)	Limits (Hz)	Value (Hz)	Limits (Hz)	Value (Hz)	Limits (Hz)	
12	-30	-4.01	±6262.5	-3.68	±6337.5	-4.66	±6412.5	Pass
	-20	-3.59		-3.99		-4.71		
	-10	-3.46		-4.33		-3.95		
	0	-2.83		-3.02		-3.65		
	+10	-3.35		-4.78		-3.15		
	+20	-3.28		-3.76		-3.58		
	+25	-3.08		-2.57		-2.39		
	+30	-3.95		-3.81		-3.55		
	+40	-3.63		-3.15		-4.22		
	+50	-4.12		-4.45		-4.09		
8	+25	-3.71		-2.86		-3.53		
32	+25	-4.69		-2.16		-3.73		

LTE Band 12 QPSK 10 MHz

Test Conditions		Frequency Deviation						Verdict
Power (VDC)	Temperature (°C)	LCH 704 MHz		MCH 707.5 MHz		HCH 711 MHz		
		Value (Hz)	Limits (Hz)	Value (Hz)	Limits (Hz)	Value (Hz)	Limits (Hz)	
12	-30	-0.19	±1760	-1.63	±1768.75	-1.83	±1777.5	Pass
	-20	0.34		-1.04		-0.73		
	-10	0.4		-0.57		-2.3		
	0	-0.27		-0.24		-1.36		
	+10	0.11		0.73		-2.05		
	+20	0.37		-0.79		-1.67		
	+25	-1.52		-1.7		-2.6		
	+30	-0.94		-1.16		-2.07		
	+40	-0.89		-1.27		-2.4		
	+50	-0.59		-1.69		-1.97		
8	+25	-0.29		-0.54		-2.15		
32	+25	-0.41		-1.36		-1.92		

LTE Band 12 16QAM10 MHz

Test Conditions		Frequency Deviation						Verdict
Power (VDC)	Temperature (°C)	LCH 704 MHz		MCH 707.5 MHz		HCH 711 MHz		
		Value (Hz)	Limits (Hz)	Value (Hz)	Limits (Hz)	Value (Hz)	Limits (Hz)	
12	-30	-1.17	±1760	-0.92	±1768.75	-0.80	±1777.5	Pass
	-20	-0.04		-1.47		-1.07		
	-10	-1.20		-0.53		-2.07		
	0	0.66		-0.19		-1.75		
	+10	0.54		0.66		-1.26		
	+20	0.56		-1.37		-1.85		
	+25	-1.12		-0.87		-1.82		
	+30	-0.57		-1.54		-2.16		
	+40	-0.67		-0.79		-1.77		
	+50	-0.40		-1.26		-2.55		
8	+25	0.44		-1.70		0		
32	+25	-1.37		-0.96		-1.89		

LTE Band 13 QPSK 10 MHz

Test Conditions		Frequency Deviation		Verdict
Power (VDC)	Temperature (°C)	MCH 782 MHz		
		Value (Hz)	Limits (Hz)	
12	-30	-1.02	±1955	Pass
	-20	-1.33		
	-10	-1.37		
	0	-1.39		
	+10	-1.36		
	+20	-1.43		
	+25	-1.33		
	+30	-1.03		
	+40	-0.36		
	+50	-0.96		
8	+25	-1.77		
32	+25	-1.22		

LTE Band 13 16QAM10 MHz

Test Conditions		Frequency Deviation		Verdict
Power (VDC)	Temperature (°C)	MCH 782 MHz		
		Value (Hz)	Limits (Hz)	
12	-30	-1.90	±1955	Pass
	-20	-0.76		
	-10	-1.75		
	0	-0.74		
	+10	-1.90		
	+20	-1.14		
	+25	-1.86		
	+30	-0.46		
	+40	-1.82		
	+50	-0.83		
8	+25	-1.14		
32	+25	-1.62		

LTE Band 25 QPSK 10 MHz

Test Conditions		Frequency Deviation						Verdict
Power (VDC)	Temperature (°C)	LCH 1855 MHz		MCH 1882.5 MHz		HCH 1910 MHz		
		Value (Hz)	Limits (Hz)	Value (Hz)	Limits (Hz)	Value (Hz)	Limits (Hz)	
12	-30	-2.22	±4637.5	1.20	±4706.25	-1.09	±4775	Pass
	-20	-3.82		-0.23		-2.22		
	-10	-2.55		0.70		-3.42		
	0	-1.62		0.06		-2.32		
	+10	-0.62		-0.84		-3.22		
	+20	-2.89		0.14		0		
	+25	-3.28		0.50		-2.98		
	+30	-3.33		0.64		-2.10		
	+40	-2.83		0.57		-3.69		
	+50	-2.59		0.92		-2.98		
8	+25	-3.40		-0.30		-3.69		
32	+25	-3.09		0.31		-2.35		

LTE Band 25 16QAM10 MHz

Test Conditions		Frequency Deviation						Verdict
Power (VDC)	Temperature (°C)	LCH 1855 MHz		MCH 1882.5 MHz		HCH 1910 MHz		
		Value (Hz)	Limits (Hz)	Value (Hz)	Limits (Hz)	Value (Hz)	Limits (Hz)	
12	-30	-1.69	±4637.5	0.67	±4706.25	-1.82	±4775	Pass
	-20	-2.73		-0.76		-2.52		
	-10	-3.62		1.67		-2.13		
	0	-2.45		-0.04		-2.29		
	+10	-2.17		0.73		-2.63		
	+20	-3.03		0.43		0		
	+25	-3.79		1.44		-2.96		
	+30	-2.50		-0.27		-2.88		
	+40	-3.86		0.46		-3.40		
	+50	-3.39		0.70		-2.85		
8	+25	-3.58		0.37		-3.19		
32	+25	-4.29		0.74		-2.60		

LTE Band 26 (Part22) QPSK 10 MHz

Test Conditions		Frequency Deviation						Verdict
Power (VDC)	Temperature (°C)	LCH 829 MHz		MCH 836.5 MHz		HCH 844 MHz		
		Value (Hz)	Limits (Hz)	Value (Hz)	Limits (Hz)	Value (Hz)	Limits (Hz)	
12	-30	-1.67	±2072.5	-0.74	±2091.25	-1.06	±2110	Pass
	-20	-0.39		-0.9		-1.56		
	-10	-0.63		-1.33		-1.5		
	0	-1.09		-1.29		-1.16		
	+10	-0.17		-1.6		-0.72		
	+20	-0.1		0.23		-0.53		
	+25	0.11		-1.14		-1.29		
	+30	-1.03		-0.3		-1.12		
	+40	0		-0.96		-1.65		
	+50	-0.03		-1.86		-0.87		
8	+25	0	-1.79	-1.14	-1.14	-1.14		
32	+25	-0.19	-0.56	-1.07	-1.07	-1.07		

LTE Band 26 (Part22) 16QAM 10 MHz

Test Conditions		Frequency Deviation						Verdict
Power (VDC)	Temperature (°C)	LCH 829 MHz		MCH 836.5 MHz		HCH 844 MHz		
		Value (Hz)	Limits (Hz)	Value (Hz)	Limits (Hz)	Value (Hz)	Limits (Hz)	
12	-30	-0.99	±2072.5	-1.44	±2091.25	-1.62	±2110	Pass
	-20	-1.72		-1.26		-0.76		
	-10	-0.30		-1.34		-1.40		
	0	-1.73		-1.29		-1.04		
	+10	-1.23		-1.60		-1.16		
	+20	-0.69		-1.14		-0.64		
	+25	-0.92		-1.26		-0.92		
	+30	-1.50		-1.40		-0.93		
	+40	-1.14		-1.09		-0.83		
	+50	-0.51		-0.84		-1.24		
8	+25	-1.52	-1.42	-1.59	-1.59	-1.59		
32	+25	-0.59	-1.10	-1.00	-1.00	-1.00		

LTE Band 26 (Part90) QPSK 10 MHz

Test Conditions		Frequency Deviation		Verdict
Power (VDC)	Temperature (°C)	MCH 819 MHz		
		Value (Hz)	Limits (Hz)	
12	-30	-1.20	±2047.5	Pass
	-20	-2.15		
	-10	-1.62		
	0	-1.97		
	+10	-1.89		
	+20	-1.99		
	+25	-1.89		
	+30	-2.92		
	+40	-1.37		
8	+25	-2.20		
32	+25	-2.66		

LTE Band 26 (Part90) 16QAM 10 MHz

Test Conditions		Frequency Deviation		Verdict
Power (VDC)	Temperature (°C)	MCH 819 MHz		
		Value (Hz)	Limits (Hz)	
12	-30	-1.87	±2047.5	Pass
	-20	-2.25		
	-10	-1.54		
	0	-1.37		
	+10	-2.02		
	+20	-1.70		
	+25	-2.50		
	+30	-2.25		
	+40	-2.27		
8	+25	-1.79		
32	+25	-2.45		

LTE Band 38 QPSK 10 MHz

Test Conditions		Frequency Deviation						Verdict
Power (VDC)	Temperature (°C)	LCH 2575 MHz		MCH 2595 MHz		HCH 2615 MHz		
		Value (Hz)	Limits (Hz)	Value (Hz)	Limits (Hz)	Value (Hz)	Limits (Hz)	
12	-30	0.37	±6437.5	-2.76	±6487.5	3.18	±6537.5	Pass
	-20	-1.93		-2.56		3.65		
	-10	-0.93		-2.16		0.73		
	0	-1.96		-3.62		2.36		
	+10	0.10		-1.56		3.25		
	+20	0.80		-3.42		2.03		
	+25	1.65		-5.14		4.13		
	+30	0.39		-2.65		1.82		
	+40	0.70		-5.12		0.77		
	+50	-0.40		-3.28		4.65		
8	+25	-1.73		-4.03		2.72		
32	+25	2.30		-2.16		2.96		

LTE Band 38 16QAM10 MHz

Test Conditions		Frequency Deviation						Verdict
Power (VDC)	Temperature (°C)	LCH 2575 MHz		MCH 2595 MHz		HCH 2615 MHz		
		Value (Hz)	Limits (Hz)	Value (Hz)	Limits (Hz)	Value (Hz)	Limits (Hz)	
12	-30	2.73	±6437.5	-4.06	±6487.5	2.33	±6537.5	Pass
	-20	0.64		-4.69		2.88		
	-10	0.46		-3.49		3.19		
	0	0.92		-2.82		2.43		
	+10	-0.50		-1.40		1.12		
	+20	1.50		-2.10		2.13		
	+25	0.77		-1.87		2.95		
	+30	-0.64		-4.69		0.66		
	+40	2.13		-4.42		1.72		
	+50	-0.19		-2.83		2.40		
8	+25	1.04		-4.22		3.49		
32	+25	-1.29		-3.29		1.67		

LTE Band 41 QPSK 10 MHz

Test Conditions		Frequency Deviation						Verdict
Power (VDC)	Temperature (°C)	LCH 2501 MHz		MCH 2593 MHz		HCH 2685 MHz		
		Value (Hz)	Limits (Hz)	Value (Hz)	Limits (Hz)	Value (Hz)	Limits (Hz)	
12	-30	1.72	±6252.5	-1.52	±6482.5	-2.26	±6712.5	Pass
	-20	3.93		-1.36		-3.82		
	-10	2.95		0.01		-6.27		
	0	2.25		-0.77		-6.41		
	+10	4.69		-2.75		-5.88		
	+20	2.95		0.96		-3.56		
	+25	3.16		-0.26		-5.99		
	+30	2.06		-0.50		-5.41		
	+40	2.60		0.24		-6.27		
	+50	2.05		-1.37		-3.26		
8	+25	2.80		0.03		-4.78		
32	+25	2.80		-1.30		-4.29		

LTE Band 41 16QAM10 MHz

Test Conditions		Frequency Deviation						Verdict
Power (VDC)	Temperature (°C)	LCH 2501 MHz		MCH 2593 MHz		HCH 2685 MHz		
		Value (Hz)	Limits (Hz)	Value (Hz)	Limits (Hz)	Value (Hz)	Limits (Hz)	
12	-30	2.26	±6252.5	1.49	±6482.5	-4.55	±6712.5	Pass
	-20	3.28		0.73		-4.25		
	-10	3.82		-1.34		-5.16		
	0	2.10		-1.39		-5.66		
	+10	3.48		0.14		-5.12		
	+20	2.03		-0.74		-5.62		
	+25	4.52		1.30		-4.98		
	+30	2.27		-1.73		-5.24		
	+40	3.59		1.79		-3.65		
	+50	3.56		-0.60		-4.53		
8	+25	3.32		-1.03		-4.12		
32	+25	2.52		-0.03		-4.88		

A.5 Spurious Emission at Antenna Terminals

Note 1: All modes have been tested, and only the worst case data are shown here.

Note 2: The frequencies of verdict which are marked by "N/A" should be ignored because they are UE carrier frequency.

Note 3: Test plots please refer to the document "Annex No.: BL-EC2390557-501 Data Part 3.pdf".

GSM and WCDMA Mode Test Verdict

Test Band	Test Channel	Refer to Plot ^{Note3}	Verdict
GPRS 850	LCH	12.1	Pass
	MCH	12.2	Pass
	HCH	12.3	Pass
GPRS 1900	LCH	13.1	Pass
	MCH	13.2	Pass
	HCH	13.3	Pass
EGPRS 850	LCH	14.1	Pass
	MCH	14.2	Pass
	HCH	14.3	Pass
EGPRS 1900	LCH	15.1	Pass
	MCH	15.2	Pass
	HCH	15.3	Pass
WCDMA Band 2	LCH	16.1	Pass
	MCH	16.2	Pass
	HCH	16.3	Pass
WCDMA Band 4	LCH	17.1	Pass
	MCH	17.2	Pass
	HCH	17.3	Pass
WCDMA Band 5	LCH	18.1	Pass
	MCH	18.2	Pass
	HCH	18.3	Pass

LTE Mode Test Verdict

Test Band	Test Bandwidth	Test Channel	Test Mode	Test RB (Size#Offset)	Refer to Plot ^{Note3}	Verdict
Band 2	1.4 MHz	LCH	QPSK	RB1#0	1.1	Pass
			16-QAM	RB1#0	1.2	Pass
		MCH	QPSK	RB1#0	1.3	Pass
			16-QAM	RB1#0	1.4	Pass
		HCH	QPSK	RB1#0	1.5	Pass
			16-QAM	RB1#0	1.6	Pass
	3 MHz	LCH	QPSK	RB1#0	1.7	Pass
			16-QAM	RB1#0	1.8	Pass
		MCH	QPSK	RB1#0	1.9	Pass
			16-QAM	RB1#0	1.10	Pass
		HCH	QPSK	RB1#0	1.11	Pass
			16-QAM	RB1#0	1.12	Pass
	5 MHz	LCH	QPSK	RB1#0	1.13	Pass
			16-QAM	RB1#0	1.14	Pass
		MCH	QPSK	RB1#0	1.15	Pass
			16-QAM	RB1#0	1.16	Pass
		HCH	QPSK	RB1#0	1.17	Pass
			16-QAM	RB1#0	1.18	Pass
	10 MHz	LCH	QPSK	RB1#0	1.19	Pass
			16-QAM	RB1#0	1.20	Pass
		MCH	QPSK	RB1#0	1.21	Pass
			16-QAM	RB1#0	1.22	Pass
		HCH	QPSK	RB1#0	1.23	Pass
			16-QAM	RB1#0	1.24	Pass
15 MHz	LCH	QPSK	RB1#0	1.25	Pass	
		16-QAM	RB1#0	1.26	Pass	
	MCH	QPSK	RB1#0	1.27	Pass	
		16-QAM	RB1#0	1.28	Pass	
	HCH	QPSK	RB1#0	1.29	Pass	
		16-QAM	RB1#0	1.30	Pass	
20 MHz	LCH	QPSK	RB1#0	1.31	Pass	
		16-QAM	RB1#0	1.32	Pass	
	MCH	QPSK	RB1#0	1.33	Pass	
		16-QAM	RB1#0	1.34	Pass	
	HCH	QPSK	RB1#0	1.35	Pass	
		16-QAM	RB1#0	1.36	Pass	

Test Band	Test Bandwidth	Test Channel	Test Mode	Test RB (Size#Offset)	Refer to Plot ^{Note3}	Verdict
Band 4	1.4 MHz	LCH	QPSK	RB1#0	2.1	Pass
			16-QAM	RB1#0	2.2	Pass
		MCH	QPSK	RB1#0	2.3	Pass
			16-QAM	RB1#0	2.4	Pass
		HCH	QPSK	RB1#0	2.5	Pass
			16-QAM	RB1#0	2.6	Pass
	3 MHz	LCH	QPSK	RB1#0	2.7	Pass
			16-QAM	RB1#0	2.8	Pass
		MCH	QPSK	RB1#0	2.9	Pass
			16-QAM	RB1#0	2.10	Pass
		HCH	QPSK	RB1#0	2.11	Pass
			16-QAM	RB1#0	2.12	Pass
	5 MHz	LCH	QPSK	RB1#0	2.13	Pass
			16-QAM	RB1#0	2.14	Pass
		MCH	QPSK	RB1#0	2.15	Pass
			16-QAM	RB1#0	2.16	Pass
		HCH	QPSK	RB1#0	2.17	Pass
			16-QAM	RB1#0	2.18	Pass
	10 MHz	LCH	QPSK	RB1#0	2.19	Pass
			16-QAM	RB1#0	2.20	Pass
		MCH	QPSK	RB1#0	2.21	Pass
			16-QAM	RB1#0	2.22	Pass
		HCH	QPSK	RB1#0	2.23	Pass
			16-QAM	RB1#0	2.24	Pass
	15 MHz	LCH	QPSK	RB1#0	2.25	Pass
			16-QAM	RB1#0	2.26	Pass
		MCH	QPSK	RB1#0	2.27	Pass
			16-QAM	RB1#0	2.28	Pass
		HCH	QPSK	RB1#0	2.29	Pass
			16-QAM	RB1#0	2.30	Pass
	20 MHz	LCH	QPSK	RB1#0	2.31	Pass
			16-QAM	RB1#0	2.32	Pass
		MCH	QPSK	RB1#0	2.33	Pass
			16-QAM	RB1#0	2.34	Pass
		HCH	QPSK	RB1#0	2.35	Pass
			16-QAM	RB1#0	2.36	Pass

Test Band	Test Bandwidth	Test Channel	Test Mode	Test RB (Size#Offset)	Refer to Plot ^{Note3}	Verdict
Band 5	1.4 MHz	LCH	QPSK	RB1#0	3.1	Pass
			16-QAM	RB1#0	3.2	Pass
		MCH	QPSK	RB1#0	3.3	Pass
			16-QAM	RB1#0	3.4	Pass
		HCH	QPSK	RB1#0	3.5	Pass
			16-QAM	RB1#0	3.6	Pass
	3 MHz	LCH	QPSK	RB1#0	3.7	Pass
			16-QAM	RB1#0	3.8	Pass
		MCH	QPSK	RB1#0	3.9	Pass
			16-QAM	RB1#0	3.10	Pass
		HCH	QPSK	RB1#0	3.11	Pass
			16-QAM	RB1#0	3.12	Pass
	5 MHz	LCH	QPSK	RB1#0	3.13	Pass
			16-QAM	RB1#0	3.14	Pass
		MCH	QPSK	RB1#0	3.15	Pass
			16-QAM	RB1#0	3.16	Pass
		HCH	QPSK	RB1#0	3.17	Pass
			16-QAM	RB1#0	3.18	Pass
	10 MHz	LCH	QPSK	RB1#0	3.19	Pass
			16-QAM	RB1#0	3.20	Pass
		MCH	QPSK	RB1#0	3.21	Pass
			16-QAM	RB1#0	3.22	Pass
		HCH	QPSK	RB1#0	3.23	Pass
			16-QAM	RB1#0	3.24	Pass

Test Band	Test Bandwidth	Test Channel	Test Mode	Test RB (Size#Offset)	Refer to Plot ^{Note3}	Verdict
Band 7	5 MHz	LCH	QPSK	RB1#0	4.1	Pass
			16-QAM	RB1#0	4.2	Pass
		MCH	QPSK	RB1#0	4.3	Pass
			16-QAM	RB1#0	4.4	Pass
		HCH	QPSK	RB1#0	4.5	Pass
			16-QAM	RB1#0	4.6	Pass
	10 MHz	LCH	QPSK	RB1#0	4.7	Pass
			16-QAM	RB1#0	4.8	Pass
		MCH	QPSK	RB1#0	4.9	Pass
			16-QAM	RB1#0	4.10	Pass
		HCH	QPSK	RB1#0	4.11	Pass
			16-QAM	RB1#0	4.12	Pass
	15 MHz	LCH	QPSK	RB1#0	4.13	Pass
			16-QAM	RB1#0	4.14	Pass
		MCH	QPSK	RB1#0	4.15	Pass
			16-QAM	RB1#0	4.16	Pass
		HCH	QPSK	RB1#0	4.17	Pass
			16-QAM	RB1#0	4.18	Pass
	20 MHz	LCH	QPSK	RB1#0	4.19	Pass
			16-QAM	RB1#0	4.20	Pass
		MCH	QPSK	RB1#0	4.21	Pass
			16-QAM	RB1#0	4.22	Pass
		HCH	QPSK	RB1#0	4.23	Pass
			16-QAM	RB1#0	4.24	Pass

Test Band	Test Bandwidth	Test Channel	Test Mode	Test RB (Size#Offset)	Refer to Plot ^{Note3}	Verdict
Band 12	1.4 MHz	LCH	QPSK	RB1#0	5.1	Pass
			16-QAM	RB1#0	5.2	Pass
		MCH	QPSK	RB1#0	5.3	Pass
			16-QAM	RB1#0	5.4	Pass
		HCH	QPSK	RB1#0	5.5	Pass
			16-QAM	RB1#0	5.6	Pass
	3 MHz	LCH	QPSK	RB1#0	5.7	Pass
			16-QAM	RB1#0	5.8	Pass
		MCH	QPSK	RB1#0	5.9	Pass
			16-QAM	RB1#0	5.10	Pass
		HCH	QPSK	RB1#0	5.11	Pass
			16-QAM	RB1#0	5.12	Pass
	5 MHz	LCH	QPSK	RB1#0	5.13	Pass
			16-QAM	RB1#0	5.14	Pass
		MCH	QPSK	RB1#0	5.15	Pass
			16-QAM	RB1#0	5.16	Pass
		HCH	QPSK	RB1#0	5.17	Pass
			16-QAM	RB1#0	5.18	Pass
	10 MHz	LCH	QPSK	RB1#0	5.19	Pass
			16-QAM	RB1#0	5.20	Pass
		MCH	QPSK	RB1#0	5.21	Pass
			16-QAM	RB1#0	5.22	Pass
		HCH	QPSK	RB1#0	5.23	Pass
			16-QAM	RB1#0	5.24	Pass

Test Band	Test Bandwidth	Test Channel	Test Mode	Test RB (Size#Offset)	Refer to Plot ^{Note3}	Verdict
Band 13	5 MHz	LCH	QPSK	RB1#0	6.1	Pass
			16-QAM	RB1#0	6.2	Pass
		MCH	QPSK	RB1#0	6.3	Pass
			16-QAM	RB1#0	6.4	Pass
		HCH	QPSK	RB1#0	6.5	Pass
			16-QAM	RB1#0	6.6	Pass
	10 MHz	LCH	QPSK	RB1#0	6.7	Pass
			16-QAM	RB1#0	6.8	Pass
		MCH	QPSK	RB1#0	6.9	Pass
			16-QAM	RB1#0	6.10	Pass
		HCH	QPSK	RB1#0	6.11	Pass
			16-QAM	RB1#0	6.12	Pass

Test Band	Test Bandwidth	Test Channel	Test Mode	Test RB (Size#Offset)	Refer to Plot ^{Note3}	Verdict
Band 25	1.4 MHz	LCH	QPSK	RB1#0	7.1	Pass
			16-QAM	RB1#0	7.2	Pass
		MCH	QPSK	RB1#0	7.3	Pass
			16-QAM	RB1#0	7.4	Pass
		HCH	QPSK	RB1#0	7.5	Pass
			16-QAM	RB1#0	7.6	Pass
	3 MHz	LCH	QPSK	RB1#0	7.7	Pass
			16-QAM	RB1#0	7.8	Pass
		MCH	QPSK	RB1#0	7.9	Pass
			16-QAM	RB1#0	7.10	Pass
		HCH	QPSK	RB1#0	7.11	Pass
			16-QAM	RB1#0	7.12	Pass
	5 MHz	LCH	QPSK	RB1#0	7.13	Pass
			16-QAM	RB1#0	7.14	Pass
		MCH	QPSK	RB1#0	7.15	Pass
			16-QAM	RB1#0	7.16	Pass
		HCH	QPSK	RB1#0	7.17	Pass
			16-QAM	RB1#0	7.18	Pass
	10 MHz	LCH	QPSK	RB1#0	7.19	Pass
			16-QAM	RB1#0	7.20	Pass
		MCH	QPSK	RB1#0	7.21	Pass
			16-QAM	RB1#0	7.22	Pass
		HCH	QPSK	RB1#0	7.23	Pass
			16-QAM	RB1#0	7.24	Pass
	15 MHz	LCH	QPSK	RB1#0	7.25	Pass
			16-QAM	RB1#0	7.26	Pass
		MCH	QPSK	RB1#0	7.27	Pass
			16-QAM	RB1#0	7.28	Pass
		HCH	QPSK	RB1#0	7.29	Pass
			16-QAM	RB1#0	7.30	Pass
	20 MHz	LCH	QPSK	RB1#0	7.31	Pass
			16-QAM	RB1#0	7.32	Pass
		MCH	QPSK	RB1#0	7.33	Pass
			16-QAM	RB1#0	7.34	Pass
		HCH	QPSK	RB1#0	7.35	Pass
			16-QAM	RB1#0	7.36	Pass

Test Band	Test Bandwidth	Test Channel	Test Mode	Test RB (Size#Offset)	Refer to Plot ^{Note3}	Verdict
Band 26 (Part90)	1.4 MHz	LCH	QPSK	RB1#0	9.1	Pass
			16-QAM	RB1#0	9.2	Pass
		MCH	QPSK	RB1#0	9.3	Pass
			16-QAM	RB1#0	9.4	Pass
		HCH	QPSK	RB1#0	9.5	Pass
			16-QAM	RB1#0	9.6	Pass
	3 MHz	LCH	QPSK	RB1#0	9.7	Pass
			16-QAM	RB1#0	9.8	Pass
		MCH	QPSK	RB1#0	9.9	Pass
			16-QAM	RB1#0	9.10	Pass
		HCH	QPSK	RB1#0	9.11	Pass
			16-QAM	RB1#0	9.12	Pass
	5 MHz	LCH	QPSK	RB1#0	9.13	Pass
			16-QAM	RB1#0	9.14	Pass
		MCH	QPSK	RB1#0	9.15	Pass
			16-QAM	RB1#0	9.16	Pass
		HCH	QPSK	RB1#0	9.17	Pass
			16-QAM	RB1#0	9.18	Pass
	10 MHz	MCH	QPSK	RB1#0	9.19	Pass
			16-QAM	RB1#0	9.20	Pass

Test Band	Test Bandwidth	Test Channel	Test Mode	Test RB (Size#Offset)	Refer to Plot ^{Note3}	Verdict
Band 26 (Part22)	1.4 MHz	LCH	QPSK	RB1#0	8.1	Pass
			16-QAM	RB1#0	8.2	Pass
		MCH	QPSK	RB1#0	8.3	Pass
			16-QAM	RB1#0	8.4	Pass
		HCH	QPSK	RB1#0	8.5	Pass
			16-QAM	RB1#0	8.6	Pass
	3 MHz	LCH	QPSK	RB1#0	8.7	Pass
			16-QAM	RB1#0	8.8	Pass
		MCH	QPSK	RB1#0	8.9	Pass
			16-QAM	RB1#0	8.10	Pass
		HCH	QPSK	RB1#0	8.11	Pass
			16-QAM	RB1#0	8.12	Pass
	5 MHz	LCH	QPSK	RB1#0	8.13	Pass
			16-QAM	RB1#0	8.14	Pass
		MCH	QPSK	RB1#0	8.15	Pass
			16-QAM	RB1#0	8.16	Pass
		HCH	QPSK	RB1#0	8.17	Pass
			16-QAM	RB1#0	8.18	Pass
	10 MHz	LCH	QPSK	RB1#0	8.19	Pass
			16-QAM	RB1#0	8.20	Pass
		MCH	QPSK	RB1#0	8.21	Pass
			16-QAM	RB1#0	8.22	Pass
		HCH	QPSK	RB1#0	8.23	Pass
			16-QAM	RB1#0	8.24	Pass
	15 MHz	LCH	QPSK	RB1#0	8.25	Pass
			16-QAM	RB1#0	8.26	Pass
		MCH	QPSK	RB1#0	8.27	Pass
			16-QAM	RB1#0	8.28	Pass
		HCH	QPSK	RB1#0	8.29	Pass
			16-QAM	RB1#0	8.30	Pass

Test Band	Test Bandwidth	Test Channel	Test Mode	Test RB (Size#Offset)	Refer to Plot ^{Note3}	Verdict
Band 38	5 MHz	LCH	QPSK	RB1#0	10.1	Pass
			16-QAM	RB1#0	10.2	Pass
		MCH	QPSK	RB1#0	10.3	Pass
			16-QAM	RB1#0	10.4	Pass
		HCH	QPSK	RB1#0	10.5	Pass
			16-QAM	RB1#0	10.6	Pass
	10 MHz	LCH	QPSK	RB1#0	10.7	Pass
			16-QAM	RB1#0	10.8	Pass
		MCH	QPSK	RB1#0	10.9	Pass
			16-QAM	RB1#0	10.10	Pass
		HCH	QPSK	RB1#0	10.11	Pass
			16-QAM	RB1#0	10.12	Pass
	15 MHz	LCH	QPSK	RB1#0	10.13	Pass
			16-QAM	RB1#0	10.14	Pass
		MCH	QPSK	RB1#0	10.15	Pass
			16-QAM	RB1#0	10.16	Pass
		HCH	QPSK	RB1#0	10.17	Pass
			16-QAM	RB1#0	10.18	Pass
	20 MHz	LCH	QPSK	RB1#0	10.19	Pass
			16-QAM	RB1#0	10.20	Pass
		MCH	QPSK	RB1#0	10.21	Pass
			16-QAM	RB1#0	10.22	Pass
		HCH	QPSK	RB1#0	10.23	Pass
			16-QAM	RB1#0	10.24	Pass

Test Band	Test Bandwidth	Test Channel	Test Mode	Test RB (Size#Offset)	Refer to Plot ^{Note3}	Verdict
Band 41	5 MHz	LCH	QPSK	RB1#0	11.1	Pass
			16-QAM	RB1#0	11.2	Pass
		MCH	QPSK	RB1#0	11.3	Pass
			16-QAM	RB1#0	11.4	Pass
		HCH	QPSK	RB1#0	11.5	Pass
			16-QAM	RB1#0	11.6	Pass
	10 MHz	LCH	QPSK	RB1#0	11.7	Pass
			16-QAM	RB1#0	11.8	Pass
		MCH	QPSK	RB1#0	11.9	Pass
			16-QAM	RB1#0	11.10	Pass
		HCH	QPSK	RB1#0	11.11	Pass
			16-QAM	RB1#0	11.12	Pass
	15 MHz	LCH	QPSK	RB1#0	11.13	Pass
			16-QAM	RB1#0	11.14	Pass
		MCH	QPSK	RB1#0	11.15	Pass
			16-QAM	RB1#0	11.16	Pass
		HCH	QPSK	RB1#0	11.17	Pass
			16-QAM	RB1#0	11.18	Pass
	20 MHz	LCH	QPSK	RB1#0	11.19	Pass
			16-QAM	RB1#0	11.20	Pass
		MCH	QPSK	RB1#0	11.21	Pass
			16-QAM	RB1#0	11.22	Pass
		HCH	QPSK	RB1#0	11.23	Pass
			16-QAM	RB1#0	11.24	Pass

A.6 Band Edge

Note 1: Test plots please refer to the document “Annex No.: BL-EC2390557-501 Data Part 4.pdf”.

GSM and WCDMA Mode Test Verdict

Test Band	Test Channel	Refer to Plot ^{Note1}	Verdict
GPRS 850	LCH	12.1	Pass
	HCH	12.2	Pass
GPRS 1900	LCH	13.1	Pass
	HCH	13.2	Pass
EGPRS 850	LCH	14.1	Pass
	HCH	14.2	Pass
EGPRS 1900	LCH	15.1	Pass
	HCH	15.2	Pass
WCDMA Band 2	LCH	16.1	Pass
	HCH	16.2	Pass
WCDMA Band 4	LCH	17.1	Pass
	HCH	17.2	Pass
WCDMA Band 5	LCH	18.1	Pass
	HCH	18.2	Pass

LTE Mode Test Verdict

Test Band	Test Bandwidth	Test Channel	Test Mode	Test RB (Size#Offset)	Refer to Plot ^{Note1}	Verdict
Band 2	1.4 MHz	LCH	QPSK	RB1#0	1.1	Pass
				RB6#0	1.2	Pass
			16-QAM	RB1#0	1.3	Pass
				RB6#0	1.4	Pass
		HCH	QPSK	RB1#5	1.5	Pass
				RB6#0	1.6	Pass
			16-QAM	RB1#5	1.7	Pass
				RB6#0	1.8	Pass
	3 MHz	LCH	QPSK	RB1#0	1.9	Pass
				RB15#0	1.10	Pass
			16-QAM	RB1#0	1.11	Pass
				RB15#0	1.12	Pass
		HCH	QPSK	RB1#14	1.13	Pass
				RB15#0	1.14	Pass
			16-QAM	RB1#14	1.15	Pass
				RB15#0	1.16	Pass
	5 MHz	LCH	QPSK	RB1#0	1.17	Pass
				RB25#0	1.18	Pass
			16-QAM	RB1#0	1.19	Pass
				RB25#0	1.20	Pass
		HCH	QPSK	RB1#24	1.21	Pass
				RB25#0	1.22	Pass
			16-QAM	RB1#24	1.23	Pass
				RB25#0	1.24	Pass
	10 MHz	LCH	QPSK	RB1#0	1.25	Pass
				RB50#0	1.26	Pass
			16-QAM	RB1#0	1.27	Pass
				RB50#0	1.28	Pass
		HCH	QPSK	RB1#49	1.29	Pass
				RB50#0	1.30	Pass
			16-QAM	RB1#49	1.31	Pass
				RB50#0	1.32	Pass
	15 MHz	LCH	QPSK	RB1#0	1.33	Pass
				RB75#0	1.34	Pass
			16-QAM	RB1#0	1.35	Pass
				RB75#0	1.36	Pass
		HCH	QPSK	RB1#74	1.37	Pass
				RB75#0	1.38	Pass
			16-QAM	RB1#74	1.39	Pass
RB1#74				1.39	Pass	

Test Band	Test Bandwidth	Test Channel	Test Mode	Test RB (Size#Offset)	Refer to Plot ^{Note1}	Verdict
	20 MHz	LCH	QPSK	RB75#0	1.40	Pass
				RB1#0	1.41	Pass
			RB100#0	1.42	Pass	
			16-QAM	RB1#0	1.43	Pass
		HCH	QPSK	RB100#0	1.44	Pass
				RB1#99	1.45	Pass
			16-QAM	RB100#0	1.46	Pass
				RB1#99	1.47	Pass
RB100#0	1.48	Pass				

Test Band	Test Bandwidth	Test Channel	Test Mode	Test RB (Size#Offset)	Refer to Plot ^{Note1}	Verdict
Band 4	1.4 MHz	LCH	QPSK	RB1#0	2.1	Pass
				RB6#0	2.2	Pass
			16-QAM	RB1#0	2.3	Pass
				RB6#0	2.4	Pass
		HCH	QPSK	RB1#5	2.5	Pass
				RB6#0	2.6	Pass
			16-QAM	RB1#5	2.7	Pass
				RB6#0	2.8	Pass
	3 MHz	LCH	QPSK	RB1#0	2.9	Pass
				RB15#0	2.10	Pass
			16-QAM	RB1#0	2.11	Pass
				RB15#0	2.12	Pass
		HCH	QPSK	RB1#14	2.13	Pass
				RB15#0	2.14	Pass
			16-QAM	RB1#14	2.15	Pass
				RB15#0	2.16	Pass
	5 MHz	LCH	QPSK	RB1#0	2.17	Pass
				RB25#0	2.18	Pass
			16-QAM	RB1#0	2.19	Pass
				RB25#0	2.20	Pass
		HCH	QPSK	RB1#24	2.21	Pass
				RB25#0	2.22	Pass
			16-QAM	RB1#24	2.23	Pass
				RB25#0	2.24	Pass
	10 MHz	LCH	QPSK	RB1#0	2.25	Pass
				RB50#0	2.26	Pass
			16-QAM	RB1#0	2.27	Pass
				RB50#0	2.28	Pass

Test Band	Test Bandwidth	Test Channel	Test Mode	Test RB (Size#Offset)	Refer to Plot ^{Note1}	Verdict	
		HCH	QPSK	RB1#49	2.29	Pass	
				RB50#0	2.30	Pass	
			16-QAM	RB1#49	2.31	Pass	
				RB50#0	2.32	Pass	
	15 MHz	LCH	QPSK	RB1#0	2.33	Pass	
				RB75#0	2.34	Pass	
			16-QAM	RB1#0	2.35	Pass	
				RB75#0	2.36	Pass	
			HCH	QPSK	RB1#74	2.37	Pass
					RB75#0	2.38	Pass
	16-QAM	RB1#74	2.39	Pass			
		RB75#0	2.40	Pass			
	20 MHz	LCH	QPSK	RB1#0	2.41	Pass	
				RB100#0	2.42	Pass	
			16-QAM	RB1#0	2.43	Pass	
				RB100#0	2.44	Pass	
HCH		QPSK	RB1#99	2.45	Pass		
			RB100#0	2.46	Pass		
		16-QAM	RB1#99	2.47	Pass		
			RB100#0	2.48	Pass		

Test Band	Test Bandwidth	Test Channel	Test Mode	Test RB (Size#Offset)	Refer to Plot ^{Note1}	Verdict	
Band 5	1.4 MHz	LCH	QPSK	RB1#0	3.1	Pass	
				RB6#0	3.2	Pass	
			16-QAM	RB1#0	3.3	Pass	
				RB6#0	3.4	Pass	
		HCH	QPSK	RB1#5	3.5	Pass	
				RB6#0	3.6	Pass	
	16-QAM	RB1#5	3.7	Pass			
		RB6#0	3.8	Pass			
	3 MHz	LCH	QPSK	RB1#0	3.9	Pass	
				RB15#0	3.10	Pass	
			16-QAM	RB1#0	3.11	Pass	
				RB15#0	3.12	Pass	
			HCH	QPSK	RB1#14	3.13	Pass
					RB15#0	3.14	Pass
	16-QAM	RB1#14	3.15	Pass			
		RB15#0	3.16	Pass			
5 MHz	LCH	QPSK	RB1#0	3.17	Pass		

Test Band	Test Bandwidth	Test Channel	Test Mode	Test RB (Size#Offset)	Refer to Plot ^{Note1}	Verdict
			16-QAM	RB25#0	3.18	Pass
				RB1#0	3.19	Pass
				RB25#0	3.20	Pass
		HCH	QPSK	RB1#24	3.21	Pass
				RB25#0	3.22	Pass
				RB1#24	3.23	Pass
	16-QAM	RB25#0	3.24	Pass		
		LCH	QPSK	RB1#0	3.25	Pass
				RB50#0	3.26	Pass
	10 MHz	16-QAM	RB1#0	3.27	Pass	
			RB50#0	3.28	Pass	
			HCH	QPSK	RB1#49	3.29
		RB50#0			3.30	Pass
		16-QAM			RB1#49	3.31
RB50#0			3.32	Pass		

Test Band	Test Bandwidth	Test Channel	Test Mode	Test RB (Size#Offset)	Refer to Plot ^{Note1}	Verdict
Band 7	5 MHz	LCH	QPSK	RB1#0	4.1	Pass
				RB25#0	4.2	Pass
			16-QAM	RB1#0	4.3	Pass
		RB25#0		4.4	Pass	
		HCH		QPSK	RB1#24	4.5
			RB25#0		4.6	Pass
	16-QAM		RB1#24		4.7	Pass
		RB25#0	4.8	Pass		
		10 MHz	LCH	QPSK	RB1#0	4.9
	RB50#0				4.10	Pass
	16-QAM			RB1#0	4.11	Pass
			RB50#0	4.12	Pass	
			HCH	QPSK	RB1#49	4.13
	RB50#0				4.14	Pass
	16-QAM	RB1#49			4.15	Pass
		RB50#0	4.16	Pass		
		15 MHz	LCH	QPSK	RB1#0	4.17
	RB75#0				4.18	Pass
	16-QAM			RB1#0	4.19	Pass
			RB75#0	4.20	Pass	
			HCH	QPSK	RB1#74	4.21
	RB75#0				4.22	Pass

Test Band	Test Bandwidth	Test Channel	Test Mode	Test RB (Size#Offset)	Refer to Plot ^{Note1}	Verdict
			16-QAM	RB1#74	4.23	Pass
				RB75#0	4.24	Pass
	20 MHz	LCH	QPSK	RB1#0	4.25	Pass
				RB100#0	4.26	Pass
			16-QAM	RB1#0	4.27	Pass
				RB100#0	4.28	Pass
		HCH	QPSK	RB1#99	4.29	Pass
				RB100#0	4.30	Pass
	16-QAM	RB1#99	4.31	Pass		
		RB100#0	4.32	Pass		

Test Band	Test Bandwidth	Test Channel	Test Mode	Test RB (Size#Offset)	Refer to Plot ^{Note1}	Verdict
Band 12	1.4 MHz	LCH	QPSK	RB1#0	5.1	Pass
				RB6#0	5.2	Pass
			16-QAM	RB1#0	5.3	Pass
		RB6#0		5.4	Pass	
		HCH	QPSK	RB1#5	5.5	Pass
				RB6#0	5.6	Pass
	16-QAM		RB1#5	5.7	Pass	
		RB6#0	5.8	Pass		
	3 MHz	LCH	QPSK	RB1#0	5.9	Pass
				RB15#0	5.10	Pass
			16-QAM	RB1#0	5.11	Pass
		RB15#0		5.12	Pass	
		HCH	QPSK	RB1#14	5.13	Pass
				RB15#0	5.14	Pass
	16-QAM		RB1#14	5.15	Pass	
		RB15#0	5.16	Pass		
	5 MHz	LCH	QPSK	RB1#0	5.17	Pass
				RB25#0	5.18	Pass
			16-QAM	RB1#0	5.19	Pass
		RB25#0		5.20	Pass	
		HCH	QPSK	RB1#24	5.21	Pass
				RB25#0	5.22	Pass
	16-QAM		RB1#24	5.23	Pass	
		RB25#0	5.24	Pass		
10 MHz	LCH	QPSK	RB1#0	5.25	Pass	
			RB50#0	5.26	Pass	
		16-QAM	RB1#0	5.27	Pass	

Test Band	Test Bandwidth	Test Channel	Test Mode	Test RB (Size#Offset)	Refer to Plot ^{Note1}	Verdict
				RB50#0	5.28	Pass
		HCH	QPSK	RB1#49	5.29	Pass
				RB50#0	5.30	Pass
			16-QAM	RB1#49	5.31	Pass
				RB50#0	5.32	Pass

Test Band	Test Bandwidth	Test Channel	Test Mode	Test RB (Size#Offset)	Refer to Plot ^{Note1}	Verdict
Band 13	5 MHz	LCH	QPSK	RB1#0	6.1	Pass
				RB25#0	6.2	Pass
			16-QAM	RB1#0	6.3	Pass
				RB25#0	6.4	Pass
		HCH	QPSK	RB1#24	6.5	Pass
				RB25#0	6.6	Pass
			16-QAM	RB1#24	6.7	Pass
				RB25#0	6.8	Pass
	10 MHz	LCH	QPSK	RB1#0	6.9	Pass
				RB50#0	6.10	Pass
			16-QAM	RB1#0	6.11	Pass
				RB50#0	6.12	Pass
		HCH	QPSK	RB1#49	6.13	Pass
				RB50#0	6.14	Pass
			16-QAM	RB1#49	6.15	Pass
				RB50#0	6.16	Pass

Test Band	Test Bandwidth	Test Channel	Test Mode	Test RB (Size#Offset)	Refer to Plot ^{Note1}	Verdict
Band 25	1.4 MHz	LCH	QPSK	RB1#0	7.1	Pass
				RB6#0	7.2	Pass
			16-QAM	RB1#0	7.3	Pass
				RB6#0	7.4	Pass
		HCH	QPSK	RB1#5	7.5	Pass
				RB6#0	7.6	Pass
			16-QAM	RB1#5	7.7	Pass
				RB6#0	7.8	Pass
	3 MHz	LCH	QPSK	RB1#0	7.9	Pass
				RB15#0	7.10	Pass
			16-QAM	RB1#0	7.11	Pass
				RB15#0	7.12	Pass
		HCH	QPSK	RB1#14	7.13	Pass
				RB15#0	7.14	Pass
			16-QAM	RB1#14	7.15	Pass
				RB15#0	7.16	Pass
	5 MHz	LCH	QPSK	RB1#0	7.17	Pass
				RB25#0	7.18	Pass
			16-QAM	RB1#0	7.19	Pass
				RB25#0	7.20	Pass
		HCH	QPSK	RB1#24	7.21	Pass
				RB25#0	7.22	Pass
			16-QAM	RB1#24	7.23	Pass
				RB25#0	7.24	Pass
	10 MHz	LCH	QPSK	RB1#0	7.25	Pass
				RB50#0	7.26	Pass
			16-QAM	RB1#0	7.27	Pass
				RB50#0	7.28	Pass
		HCH	QPSK	RB1#49	7.29	Pass
				RB50#0	7.30	Pass
			16-QAM	RB1#49	7.31	Pass
				RB50#0	7.32	Pass
15 MHz	LCH	QPSK	RB1#0	7.33	Pass	
			RB75#0	7.34	Pass	
		16-QAM	RB1#0	7.35	Pass	
			RB75#0	7.36	Pass	
	HCH	QPSK	RB1#74	7.37	Pass	
			RB75#0	7.38	Pass	
		16-QAM	RB1#74	7.39	Pass	
			RB75#0	7.40	Pass	

Test Band	Test Bandwidth	Test Channel	Test Mode	Test RB (Size#Offset)	Refer to Plot ^{Note1}	Verdict
	20 MHz	LCH	QPSK	RB1#0	7.41	Pass
				RB100#0	7.42	Pass
			16-QAM	RB1#0	7.43	Pass
				RB100#0	7.44	Pass
		HCH	QPSK	RB1#99	7.45	Pass
				RB100#0	7.46	Pass
			16-QAM	RB1#99	7.47	Pass
				RB100#0	7.48	Pass

Test Band	Test Bandwidth	Test Channel	Test Mode	Test RB (Size#Offset)	Refer to Plot ^{Note1}	Verdict
Band 26 (Part90)	1.4 MHz	LCH	QPSK	RB1#0	9.1	Pass
				RB6#0	9.2	Pass
			16-QAM	RB1#0	9.3	Pass
				RB6#0	9.4	Pass
		HCH	QPSK	RB1#5	9.5	Pass
				RB6#0	9.6	Pass
			16-QAM	RB1#5	9.7	Pass
				RB6#0	9.8	Pass
	3 MHz	LCH	QPSK	RB1#0	9.9	Pass
				RB15#0	9.10	Pass
			16-QAM	RB1#0	9.11	Pass
				RB15#0	9.12	Pass
		HCH	QPSK	RB1#14	9.13	Pass
				RB15#0	9.14	Pass
			16-QAM	RB1#14	9.15	Pass
				RB15#0	9.16	Pass
	5 MHz	LCH	QPSK	RB1#0	9.17	Pass
				RB25#0	9.18	Pass
			16-QAM	RB1#0	9.19	Pass
				RB25#0	9.20	Pass
		HCH	QPSK	RB1#24	9.21	Pass
				RB25#0	9.22	Pass
			16-QAM	RB1#24	9.23	Pass
				RB25#0	9.24	Pass
	10 MHz	LCH	QPSK	RB1#0	9.25	Pass
				RB50#0	9.26	Pass
			16-QAM	RB1#0	9.27	Pass
				RB50#0	9.28	Pass
		HCH	QPSK	RB1#49	9.29	Pass

Test Band	Test Bandwidth	Test Channel	Test Mode	Test RB (Size#Offset)	Refer to Plot ^{Note1}	Verdict
				RB50#0	9.30	Pass
			16-QAM	RB1#49	9.31	Pass
				RB50#0	9.32	Pass

Test Band	Test Bandwidth	Test Channel	Test Mode	Test RB (Size#Offset)	Refer to Plot ^{Note1}		Verdict
					In-band	Out-of-band	
Band 26 (Part90)	1.4 MHz	LCH	QPSK	RB1#0	9.33	9.65	Pass
				RB6#0	9.34	9.66	Pass
			16-QAM	RB1#0	9.35	9.67	Pass
		RB6#0		9.36	9.68	Pass	
		HCH	QPSK	RB1#5	9.37	9.69	Pass
				RB6#0	9.38	9.70	Pass
	16-QAM		RB1#5	9.39	9.71	Pass	
		RB6#0	9.40	9.72	Pass		
	3 MHz	LCH	QPSK	RB1#0	9.41	9.73	Pass
				RB15#0	9.42	9.74	Pass
			16-QAM	RB1#0	9.43	9.75	Pass
		RB15#0		9.44	9.76	Pass	
		HCH	QPSK	RB1#14	9.45	9.77	Pass
				RB15#0	9.46	9.78	Pass
	16-QAM		RB1#14	9.47	9.79	Pass	
		RB15#0	9.48	9.80	Pass		
	5 MHz	LCH	QPSK	RB1#0	9.49	9.81	Pass
				RB25#0	9.50	9.82	Pass
			16-QAM	RB1#0	9.51	9.83	Pass
		RB25#0		9.52	9.84	Pass	
		HCH	QPSK	RB1#24	9.53	9.85	Pass
				RB25#0	9.54	9.86	Pass
	16-QAM		RB1#24	9.55	9.87	Pass	
		RB25#0	9.56	9.88	Pass		
10 MHz	MCH	QPSK	RB1#0	9.57	9.89	Pass	
			RB50#0	9.58	9.90	Pass	
		16-QAM	RB1#0	9.59	9.91	Pass	
	RB50#0		9.60	9.92	Pass		
	MCH	QPSK	RB1#49	9.61	9.93	Pass	
			RB50#0	9.62	9.94	Pass	
16-QAM		RB1#49	9.63	9.95	Pass		
	RB50#0	9.64	9.96	Pass			

Test Band	Test Bandwidth	Test Channel	Test Mode	Test RB (Size#Offset)	Refer to Plot ^{Note1}	Verdict
Band 26 (Part2)	1.4 MHz	LCH	QPSK	RB1#0	8.1	Pass
				RB6#0	8.2	Pass
			16-QAM	RB1#0	8.3	Pass
				RB6#0	8.4	Pass
		HCH	QPSK	RB1#5	8.5	Pass
				RB6#0	8.6	Pass
			16-QAM	RB1#5	8.7	Pass
				RB6#0	8.8	Pass
	3 MHz	LCH	QPSK	RB1#0	8.9	Pass
				RB15#0	8.10	Pass
			16-QAM	RB1#0	8.11	Pass
				RB15#0	8.12	Pass
		HCH	QPSK	RB1#14	8.13	Pass
				RB15#0	8.14	Pass
			16-QAM	RB1#14	8.15	Pass
				RB15#0	8.16	Pass
	5 MHz	LCH	QPSK	RB1#0	8.17	Pass
				RB25#0	8.18	Pass
			16-QAM	RB1#0	8.19	Pass
				RB25#0	8.20	Pass
		HCH	QPSK	RB1#24	8.21	Pass
				RB25#0	8.22	Pass
			16-QAM	RB1#24	8.23	Pass
				RB25#0	8.24	Pass
	10 MHz	LCH	QPSK	RB1#0	8.25	Pass
				RB50#0	8.26	Pass
			16-QAM	RB1#0	8.27	Pass
				RB50#0	8.28	Pass
		HCH	QPSK	RB1#49	8.29	Pass
				RB50#0	8.30	Pass
			16-QAM	RB1#49	8.31	Pass
				RB50#0	8.32	Pass
	15 MHz	LCH	QPSK	RB1#0	8.33	Pass
				RB75#0	8.34	Pass
			16-QAM	RB1#0	8.35	Pass
				RB75#0	8.36	Pass
		HCH	QPSK	RB1#74	8.37	Pass
				RB75#0	8.38	Pass
			16-QAM	RB1#74	8.39	Pass
				RB75#0	8.40	Pass

Test Band	Test Bandwidth	Test Channel	Test Mode	Test RB (Size#Offset)	Refer to Plot ^{Note1}	Verdict
Band 38	5 MHz	LCH	QPSK	RB1#0	10.1	Pass
				RB25#0	10.2	Pass
			16-QAM	RB1#0	10.3	Pass
				RB25#0	10.4	Pass
		HCH	QPSK	RB1#24	10.5	Pass
				RB25#0	10.6	Pass
			16-QAM	RB1#24	10.7	Pass
				RB25#0	10.8	Pass
	10 MHz	LCH	QPSK	RB1#0	10.9	Pass
				RB50#0	10.10	Pass
			16-QAM	RB1#0	10.11	Pass
				RB50#0	10.12	Pass
		HCH	QPSK	RB1#49	10.13	Pass
				RB50#0	10.14	Pass
			16-QAM	RB1#49	10.15	Pass
				RB50#0	10.16	Pass
	15 MHz	LCH	QPSK	RB1#0	10.17	Pass
				RB75#0	10.18	Pass
			16-QAM	RB1#0	10.19	Pass
				RB75#0	10.20	Pass
		HCH	QPSK	RB1#74	10.21	Pass
				RB75#0	10.22	Pass
			16-QAM	RB1#74	10.23	Pass
				RB75#0	10.24	Pass
	20 MHz	LCH	QPSK	RB1#0	10.25	Pass
				RB100#0	10.26	Pass
			16-QAM	RB1#0	10.27	Pass
				RB100#0	10.28	Pass
		HCH	QPSK	RB1#99	10.29	Pass
				RB100#0	10.30	Pass
			16-QAM	RB1#99	10.31	Pass
				RB100#0	10.32	Pass

Test Band	Test Bandwidth	Test Channel	Test Mode	Test RB (Size#Offset)	Refer to Plot ^{Note1}	Verdict
Band 41	5 MHz	LCH	QPSK	RB1#0	11.1	Pass
				RB25#0	11.2	Pass
			16-QAM	RB1#0	11.3	Pass
				RB25#0	11.4	Pass
		HCH	QPSK	RB1#24	11.5	Pass
				RB25#0	11.6	Pass
			16-QAM	RB1#24	11.7	Pass
				RB25#0	11.8	Pass
	10 MHz	LCH	QPSK	RB1#0	11.9	Pass
				RB50#0	11.10	Pass
			16-QAM	RB1#0	11.11	Pass
				RB50#0	11.12	Pass
		HCH	QPSK	RB1#49	11.13	Pass
				RB50#0	11.14	Pass
			16-QAM	RB1#49	11.15	Pass
				RB50#0	11.16	Pass
	15 MHz	LCH	QPSK	RB1#0	11.17	Pass
				RB75#0	11.18	Pass
			16-QAM	RB1#0	11.19	Pass
				RB75#0	11.20	Pass
		HCH	QPSK	RB1#74	11.21	Pass
				RB75#0	11.22	Pass
			16-QAM	RB1#74	11.23	Pass
				RB75#0	11.24	Pass
20 MHz	LCH	QPSK	RB1#0	11.25	Pass	
			RB100#0	11.26	Pass	
		16-QAM	RB1#0	11.27	Pass	
			RB100#0	11.28	Pass	
	HCH	QPSK	RB1#99	11.29	Pass	
			RB100#0	11.30	Pass	
		16-QAM	RB1#99	11.31	Pass	
			RB100#0	11.32	Pass	

A.7 Field Strength of Spurious Radiation

Note 1: All modes have been tested, and only the worst case data are shown here.

Note 2: The frequencies of verdict which are marked by "N/A" should be ignored because they are UE carrier frequency.

Note 3: Test plots please refer to the document "Annex No.: BL-EC2390557-501 Data Part 5.pdf".

GSM and WCDMA Mode Test Verdict

Test Band	Test Channel	Refer to Plot ^{Note3}	Verdict
GPRS 850	LCH	12.1	Pass
	MCH	12.2	Pass
	HCH	12.3	Pass
GPRS 1900	LCH	13.1	Pass
	MCH	13.2	Pass
	HCH	13.3	Pass
EGPRS 850	LCH	14.1	Pass
	MCH	14.2	Pass
	HCH	14.3	Pass
EGPRS 1900	LCH	15.1	Pass
	MCH	15.2	Pass
	HCH	15.3	Pass
WCDMA Band 2	LCH	16.1	Pass
	MCH	16.2	Pass
	HCH	16.3	Pass
WCDMA Band 4	LCH	17.1	Pass
	MCH	17.2	Pass
	HCH	17.3	Pass
WCDMA Band 5	LCH	18.1	Pass
	MCH	18.2	Pass
	HCH	18.3	Pass

LTE Mode Test Verdict

Test Band	Test Bandwidth	Test Channel	Test Mode	Test RB (Size#Offset)	Refer to Plot ^{Note3}	Verdict
Band 2	1.4 MHz	MCH	QPSK	RB1#0	1.1	Pass
	3 MHz	MCH	QPSK	RB1#0	1.2	Pass
	5 MHz	MCH	QPSK	RB1#0	1.3	Pass
	10 MHz	MCH	QPSK	RB1#0	1.4	Pass
	15 MHz	MCH	QPSK	RB1#0	1.5	Pass
	20 MHz	MCH	QPSK	RB1#0	1.6	Pass
Band 4	1.4 MHz	MCH	QPSK	RB1#0	2.1	Pass
	3 MHz	MCH	QPSK	RB1#0	2.2	Pass
	5 MHz	MCH	QPSK	RB1#0	2.3	Pass
	10 MHz	MCH	QPSK	RB1#0	2.4	Pass
	15 MHz	MCH	QPSK	RB1#0	2.5	Pass
	20 MHz	MCH	QPSK	RB1#0	2.6	Pass
Band 5	1.4 MHz	MCH	QPSK	RB1#0	3.1	Pass
	3 MHz	MCH	QPSK	RB1#0	3.2	Pass
	5 MHz	MCH	QPSK	RB1#0	3.3	Pass
	10 MHz	MCH	QPSK	RB1#0	3.4	Pass
Band 7	5 MHz	MCH	QPSK	RB1#0	4.1	Pass
	10 MHz	MCH	QPSK	RB1#0	4.2	Pass
	15 MHz	MCH	QPSK	RB1#0	4.3	Pass
	20 MHz	MCH	QPSK	RB1#0	4.4	Pass
Band 12	5 MHz	MCH	QPSK	RB1#0	5.1	Pass
	10 MHz	MCH	QPSK	RB1#0	5.2	Pass
	15 MHz	MCH	QPSK	RB1#0	5.3	Pass
	20 MHz	MCH	QPSK	RB1#0	5.4	Pass
Band 13	5 MHz	MCH	QPSK	RB1#0	6.1	Pass
	10 MHz	MCH	QPSK	RB1#0	6.2	Pass
Band 25	1.4 MHz	MCH	QPSK	RB1#0	7.1	Pass
	3 MHz	MCH	QPSK	RB1#0	7.2	Pass
	5 MHz	MCH	QPSK	RB1#0	7.3	Pass
	10 MHz	MCH	QPSK	RB1#0	7.4	Pass
	15 MHz	MCH	QPSK	RB1#0	7.5	Pass
	20 MHz	MCH	QPSK	RB1#0	7.6	Pass
Band 26 (Part90)	1.4 MHz	MCH	QPSK	RB1#0	9.1	Pass
	3 MHz	MCH	QPSK	RB1#0	9.2	Pass
	5 MHz	MCH	QPSK	RB1#0	9.3	Pass
	10 MHz	MCH	QPSK	RB1#0	9.4	Pass
Band 26 (Part22)	1.4 MHz	MCH	QPSK	RB1#0	8.1	Pass
	3 MHz	MCH	QPSK	RB1#0	8.2	Pass
	5 MHz	MCH	QPSK	RB1#0	8.3	Pass

Test Band	Test Bandwidth	Test Channel	Test Mode	Test RB (Size#Offset)	Refer to Plot ^{Note3}	Verdict
	10 MHz	MCH	QPSK	RB1#0	8.4	Pass
	15 MHz	MCH	QPSK	RB1#0	8.5	Pass
Band 38	5 MHz	MCH	QPSK	RB1#0	10.1	Pass
	10 MHz	MCH	QPSK	RB1#0	10.2	Pass
	15 MHz	MCH	QPSK	RB1#0	10.3	Pass
	20 MHz	MCH	QPSK	RB1#0	10.4	Pass
Band 41	5 MHz	MCH	QPSK	RB1#0	11.1	Pass
	10 MHz	MCH	QPSK	RB1#0	11.2	Pass
	15 MHz	MCH	QPSK	RB1#0	11.3	Pass
	20 MHz	MCH	QPSK	RB1#0	11.4	Pass

ANNEX B TEST SETUP PHOTOS

Please refer to the document “BL-EC2390557-AR.PDF”.

ANNEX C EUT EXTERNAL PHOTOS

Please refer to the document “BL-EC2390557-AW.PDF”.

ANNEX D EUT INTERNAL PHOTOS

Please refer to the document “BL-EC2390557-AI.PDF”.

Statement

1. The laboratory guarantees the scientificity, accuracy and impartiality of the test, and is responsible for all the information in the report, except the information provided by the customer. The customer is responsible for the impact of the information provided on the validity of the results.
2. The report without China inspection body and laboratory Mandatory Approval (CMA) mark has no effect of proving to the society.
3. For the report with CNAS mark or A2LA mark, the items marked with "☆" are not within the accredited scope.
4. This report is invalid if it is altered, without the signature of the testing and approval personnel, or without the "inspection and testing dedicated stamp" or test report stamp.
5. The test data and results are only valid for the tested samples provided by the customer.
6. This report shall not be partially reproduced without the written permission of the laboratory.
7. Any objection shall be raised to the laboratory within 30 days after receiving the report.

--END OF REPORT--