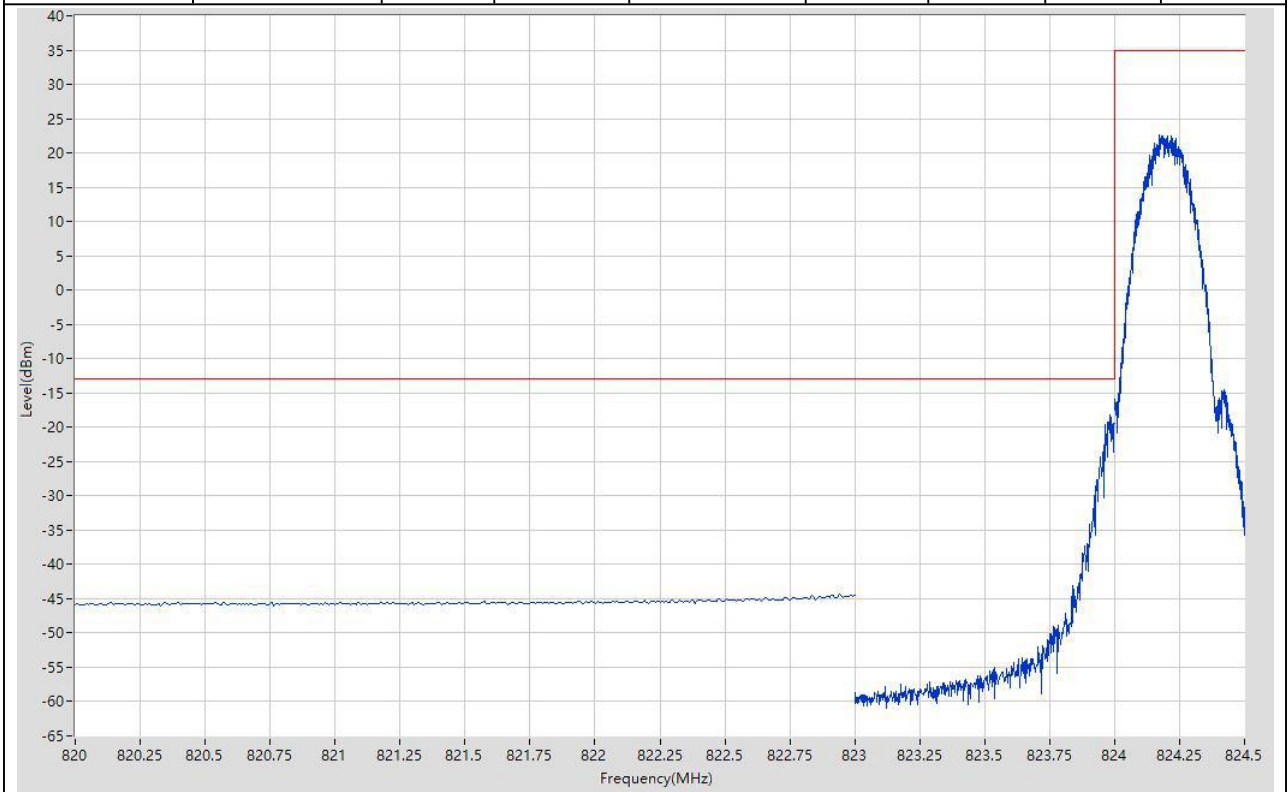


Annex 6. Band Edge

1. GPRS_GSM850

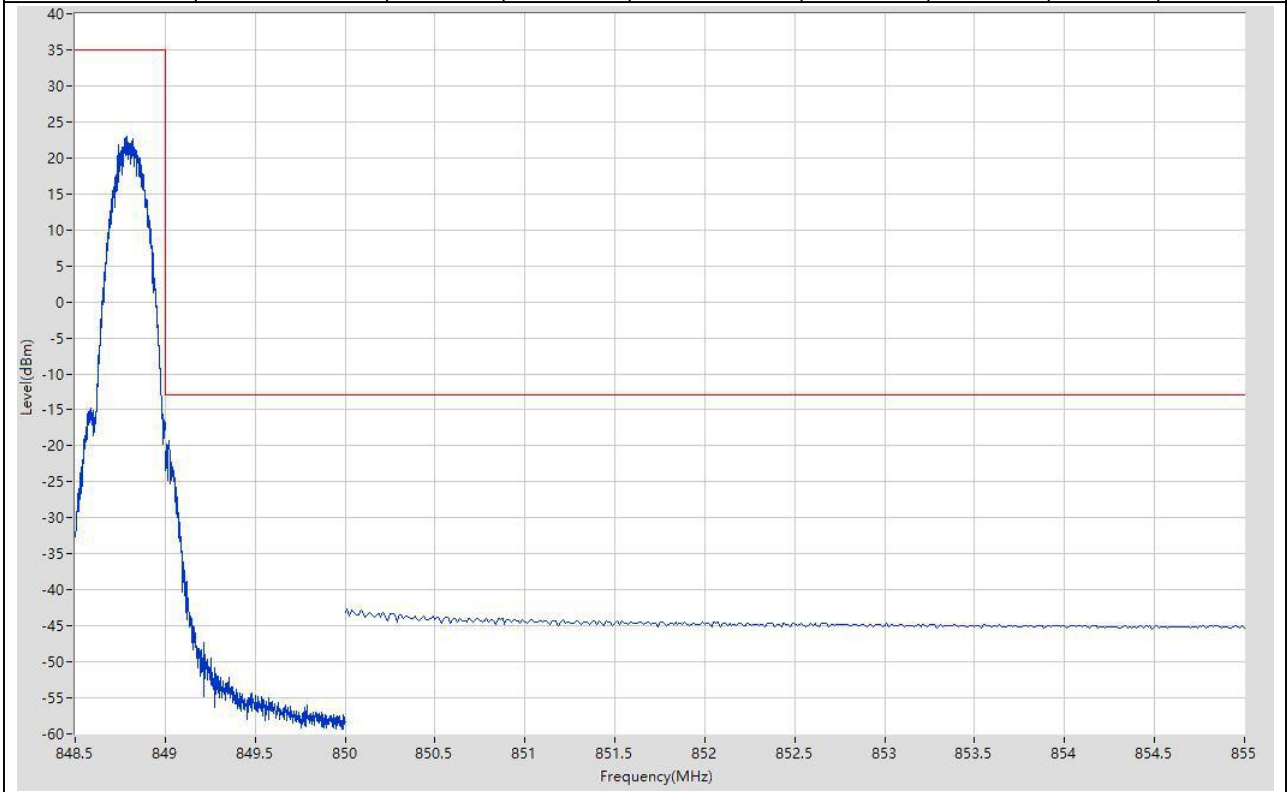
1.1. GPRS Band Edge(NTNV)(Channel:128)

Start Frequency (MHz)	Stop Frequency (MHz)	RBW (MHz)	Detector	Frequency (MHz)	Power (dBm)	Limit (dBm)	Verdict	Sweep Point
820	823	0.1	RMS	822.94	-44.32	-13	Pass	401
823	824	0.003	RMS	823.98	-18.26	-13	Pass	401
824	824.5	0.01	RMS	824.17	22.62	35	Pass	401



1.2. GPRS Band Edge(NTNV)(Channel:251)

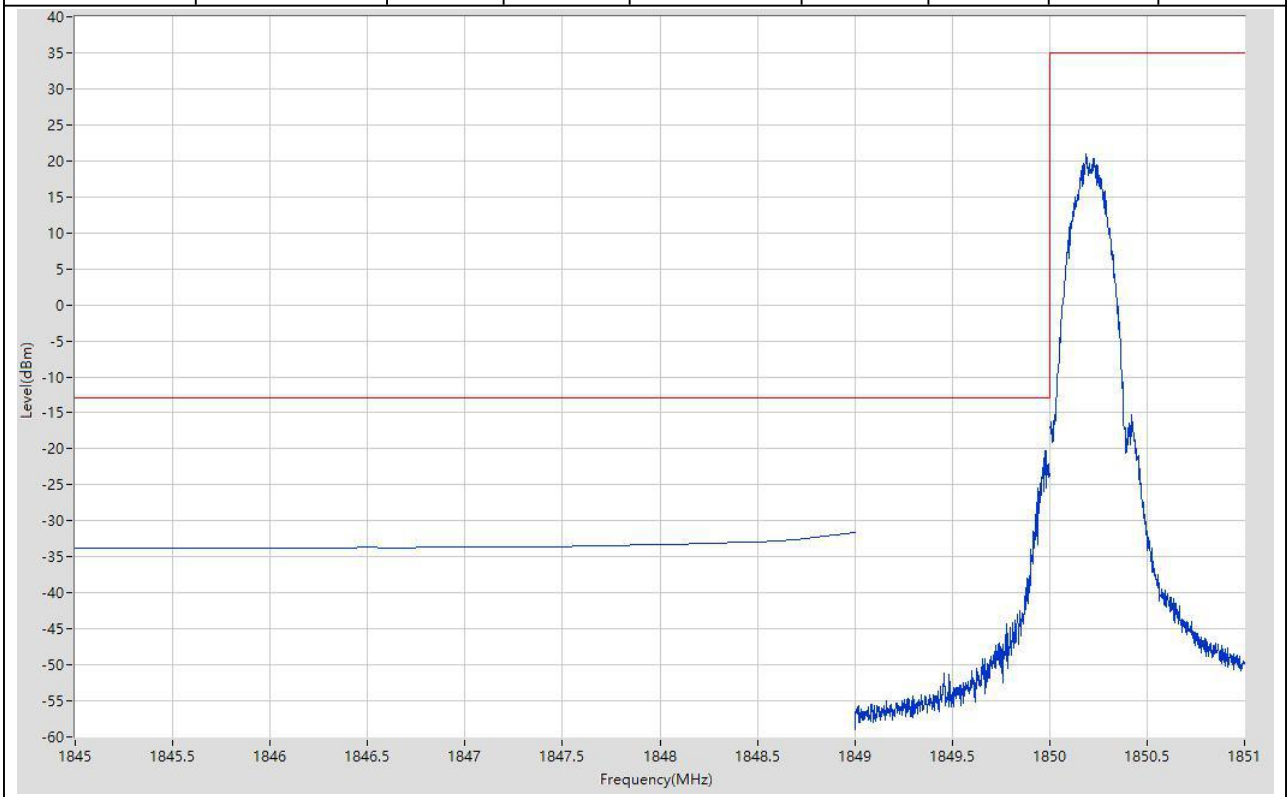
Start Frequency (MHz)	Stop Frequency (MHz)	RBW (MHz)	Detector	Frequency (MHz)	Power (dBm)	Limit (dBm)	Verdict	Sweep Point
848.5	849	0.01	RMS	848.786	23.01	35	Pass	401
849	850	0.003	RMS	849.023	-19.24	-13	Pass	401
850	855	0.1	RMS	850.013	-42.71	-13	Pass	401



2. GPRS_PCS

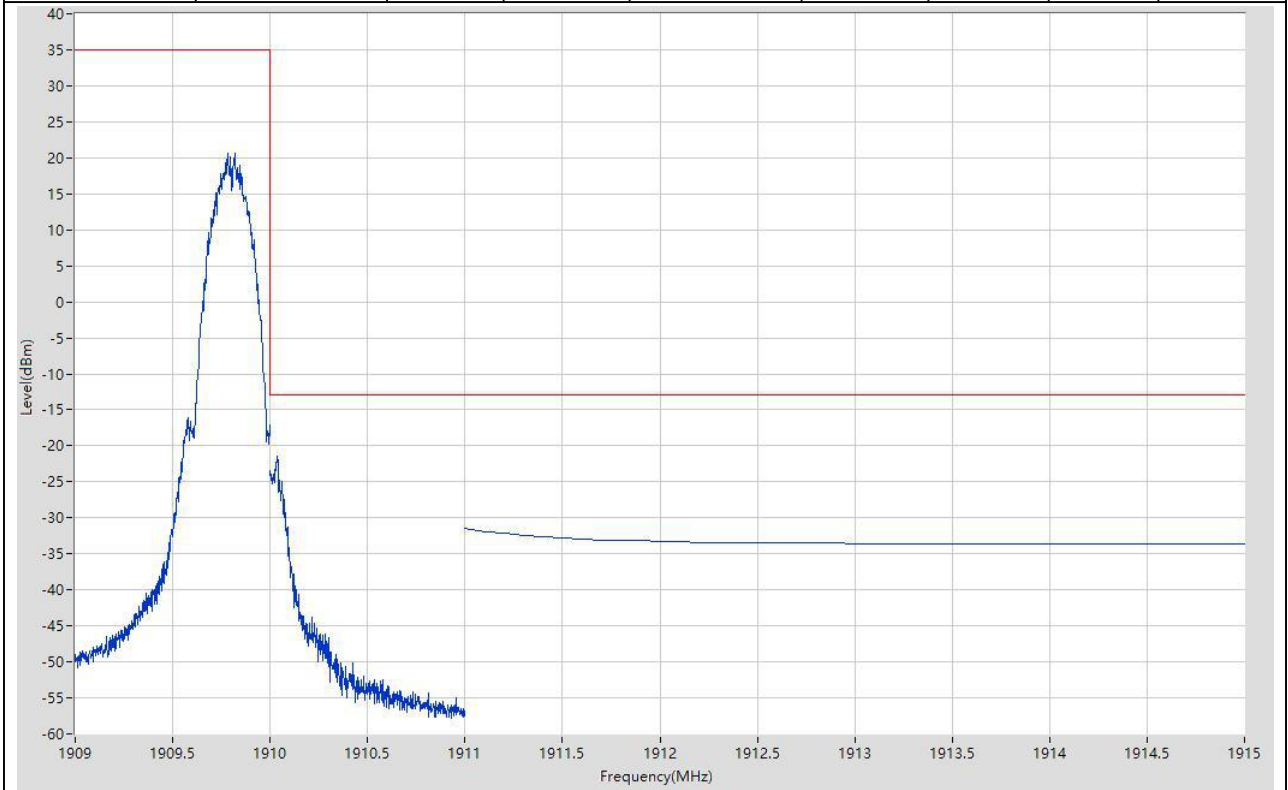
2.1. GPRS Band Edge(NTNV)(Channel:512)

Start Frequency (MHz)	Stop Frequency (MHz)	RBW (MHz)	Detector	Frequency (MHz)	Power (dBm)	Limit (dBm)	Verdict	Sweep Point
1845	1849	1	RMS	1849	-31.63	-13	Pass	41
1849	1850	0.003	RMS	1849.983	-20.2	-13	Pass	401
1850	1851	0.01	RMS	1850.188	20.99	35	Pass	401



2.2. GPRS Band Edge(NTNV)(Channel:810)

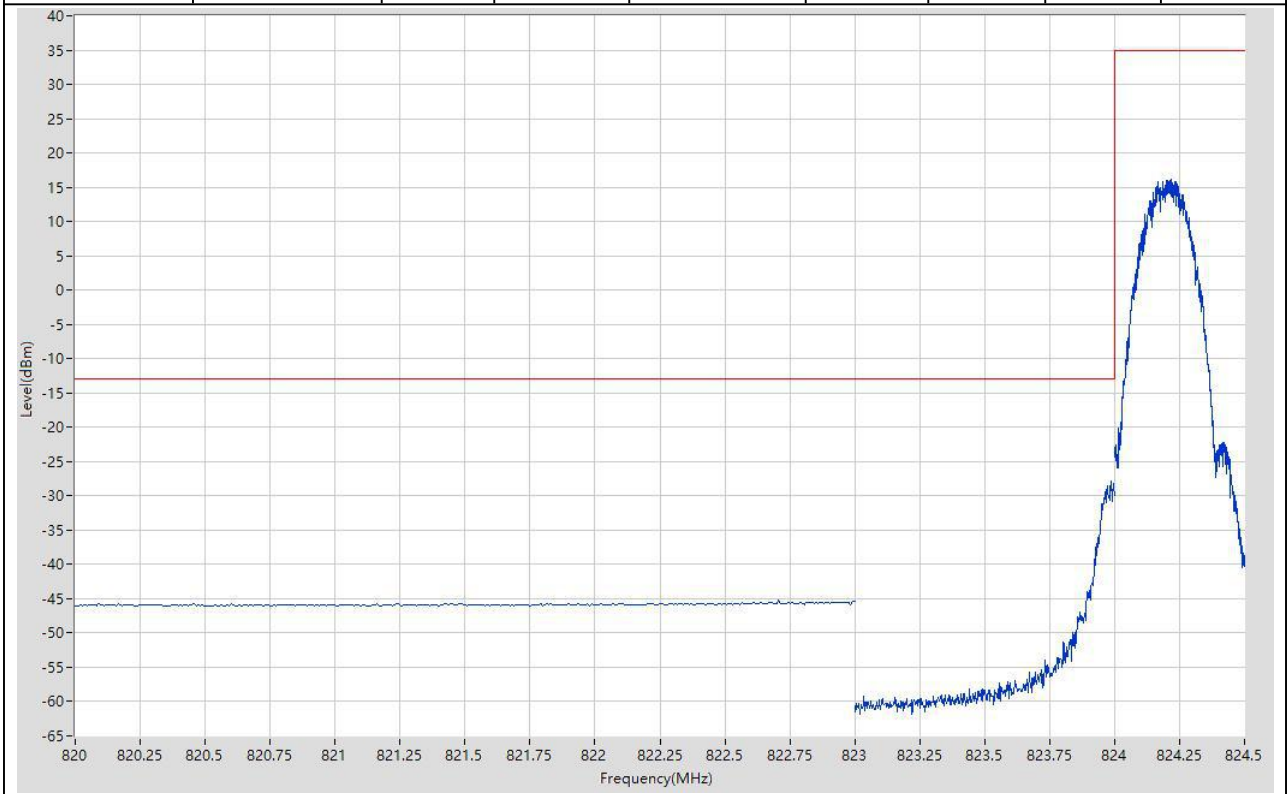
Start Frequency (MHz)	Stop Frequency (MHz)	RBW (MHz)	Detector	Frequency (MHz)	Power (dBm)	Limit (dBm)	Verdict	Sweep Point
1909	1910	0.01	RMS	1909.818	20.68	35	Pass	401
1910	1911	0.003	RMS	1910.035	-21.52	-13	Pass	401
1911	1915	1	RMS	1911	-31.44	-13	Pass	41



3. EGPRS_GSM850

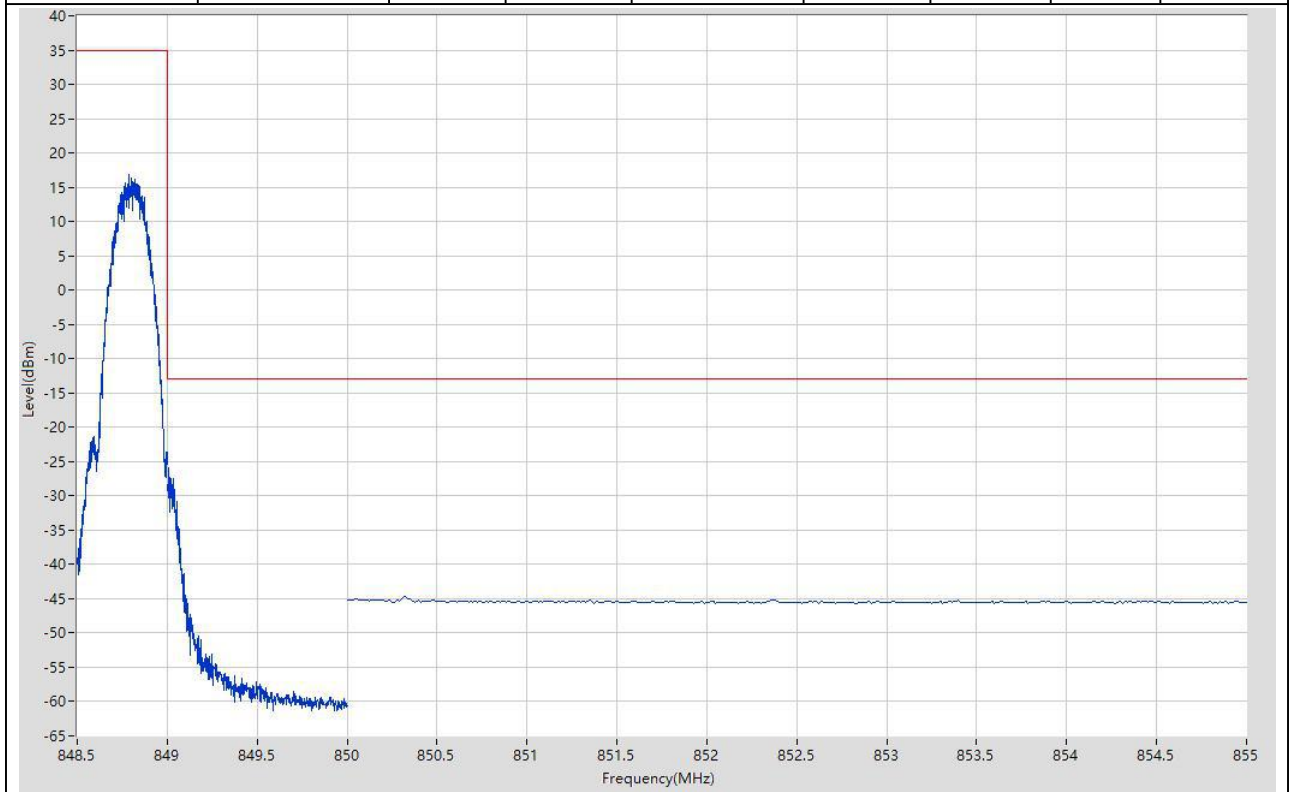
3.1. EGPRS Band Edge(NTNV)(Channel:128)

Start Frequency (MHz)	Stop Frequency (MHz)	RBW (MHz)	Detector	Frequency (MHz)	Power (dBm)	Limit (dBm)	Verdict	Sweep Point
820	823	0.1	RMS	822.708	-45.19	-13	Pass	401
823	824	0.003	RMS	823.988	-27.87	-13	Pass	401
824	824.5	0.01	RMS	824.22	16.2	35	Pass	401



3.2. EGPRS Band Edge(NTNV)(Channel:251)

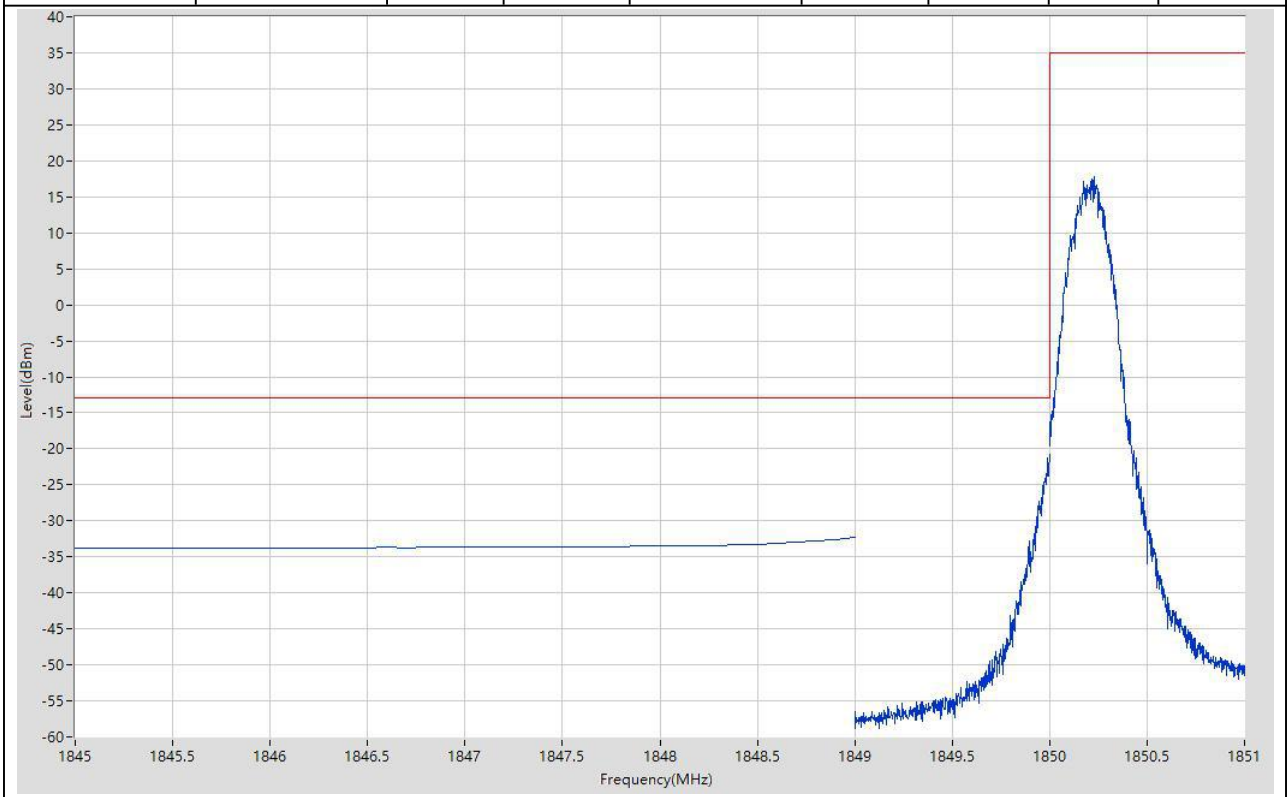
Start Frequency (MHz)	Stop Frequency (MHz)	RBW (MHz)	Detector	Frequency (MHz)	Power (dBm)	Limit (dBm)	Verdict	Sweep Point
848.5	849	0.01	RMS	848.79	16.88	35	Pass	401
849	850	0.003	RMS	849.01	-25.9	-13	Pass	401
850	855	0.1	RMS	850.325	-44.64	-13	Pass	401



4. EGPRS_PCS

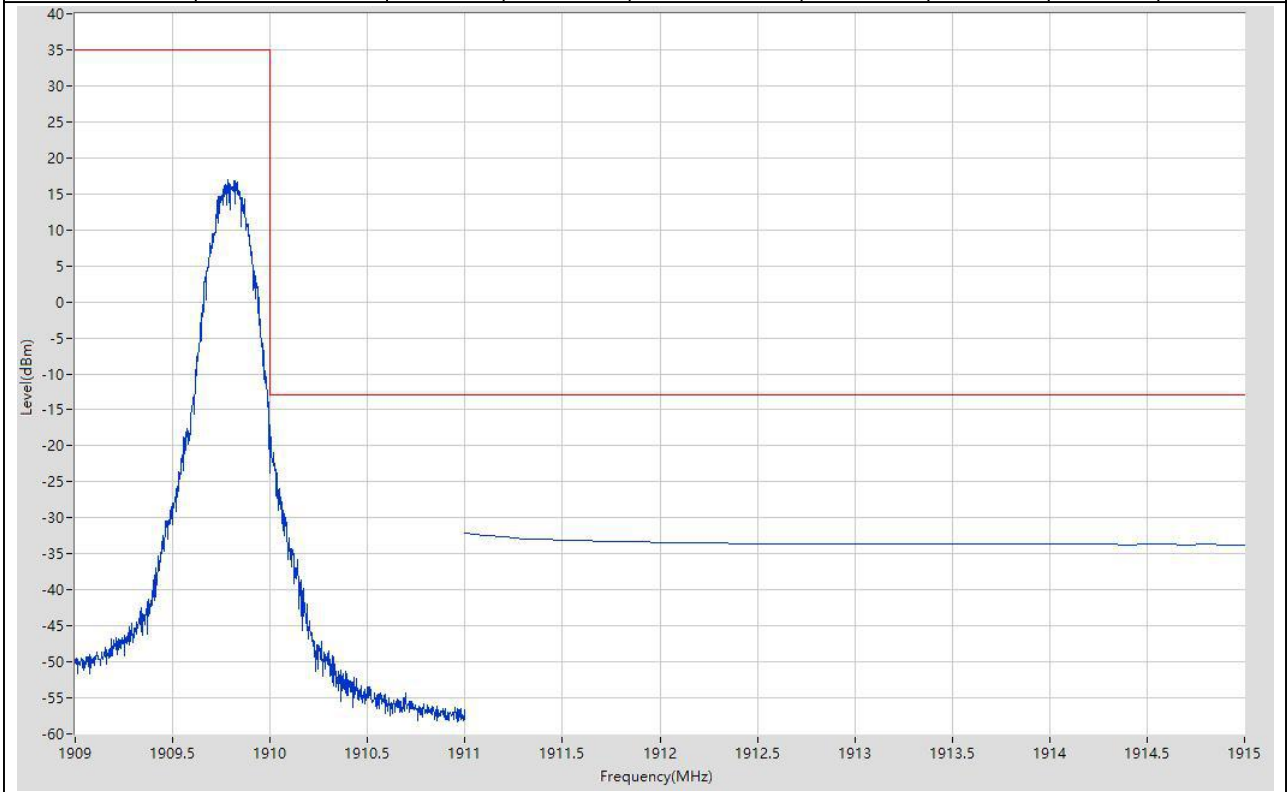
4.1. EGPRS Band Edge(NTNV)(Channel:512)

Start Frequency (MHz)	Stop Frequency (MHz)	RBW (MHz)	Detector	Frequency (MHz)	Power (dBm)	Limit (dBm)	Verdict	Sweep Point
1845	1849	1	RMS	1849	-32.34	-13	Pass	41
1849	1850	0.003	RMS	1850	-20.7	-13	Pass	401
1850	1851	0.01	RMS	1850.228	17.82	35	Pass	401



4.2. EGPRS Band Edge(NTNV)(Channel:810)

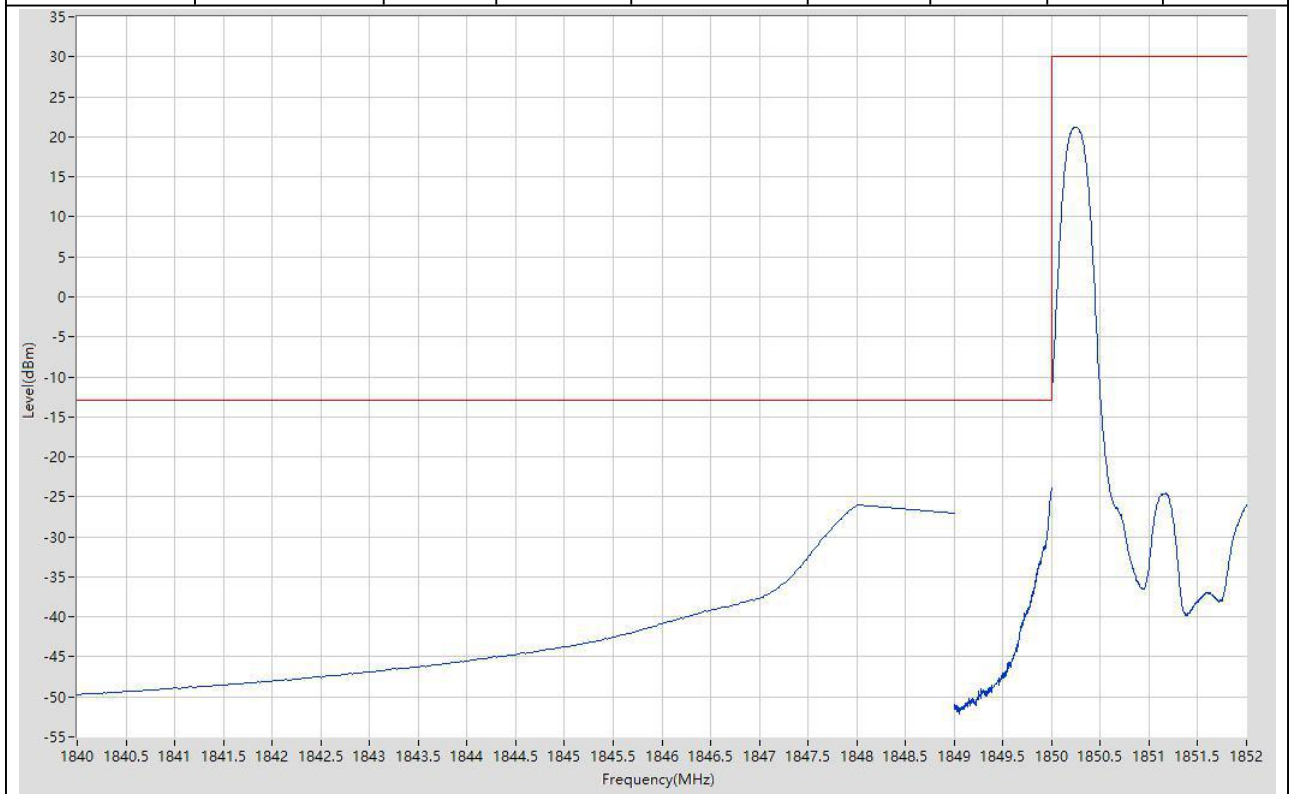
Start Frequency (MHz)	Stop Frequency (MHz)	RBW (MHz)	Detector	Frequency (MHz)	Power (dBm)	Limit (dBm)	Verdict	Sweep Point
1909	1910	0.01	RMS	1909.783	16.92	35	Pass	401
1910	1911	0.003	RMS	1910.003	-18.72	-13	Pass	401
1911	1915	1	RMS	1911	-32.07	-13	Pass	41



5. LTE_Band2

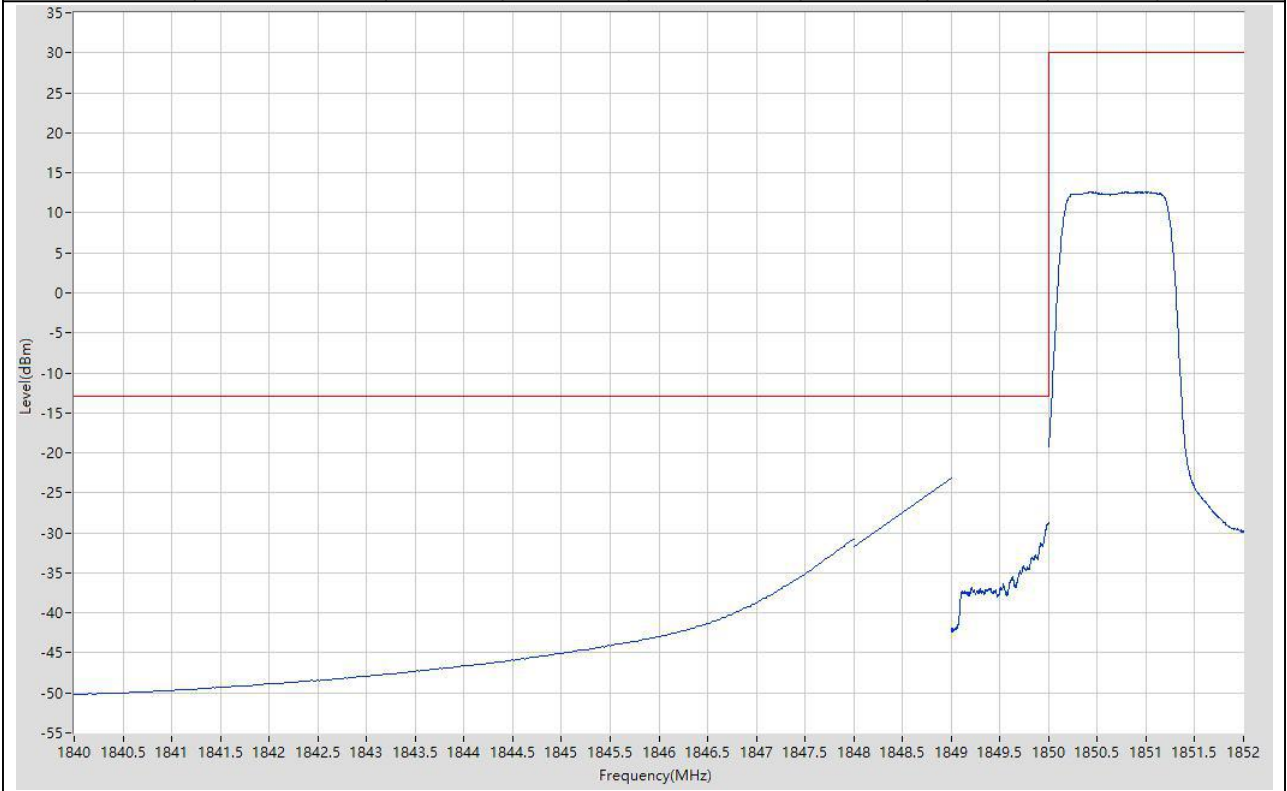
5.1. LTE Band Edge(NTNV)(Subtest:1, Channel:18607, Bandwidth:1.4, Modulation:QPSK, RB Number: 1, RB Position:LOW)

Start Frequency (MHz)	Stop Frequency (MHz)	RBW (MHz)	Detector	Frequency (MHz)	Power (dBm)	Limit (dBm)	Verdict	Sweep Point
1840	1848	1	RMS	1848	-26.03	-13	Pass	401
1848	1849	1	RMS	1848	-26.02	-13	Pass	2
1849	1850	0.02	RMS	1850	-23.89	-13	Pass	401
1850	1852	0.1	RMS	1850.24	21.23	30	Pass	401



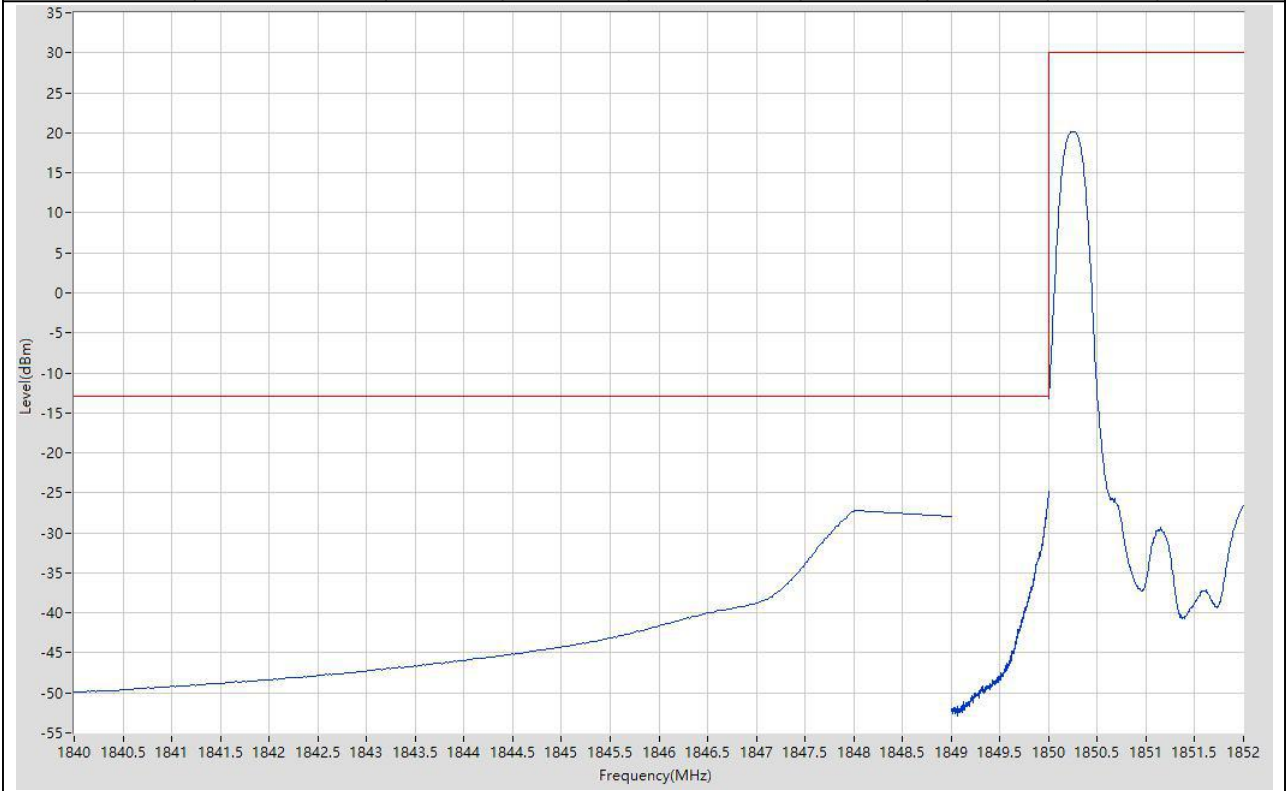
5.2. LTE Band Edge(NTNV)(Subtest:2, Channel:18607, Bandwidth:1.4, Modulation:QPSK, RB Number: 6, RB Position:LOW)

Start Frequency (MHz)	Stop Frequency (MHz)	RBW (MHz)	Detector	Frequency (MHz)	Power (dBm)	Limit (dBm)	Verdict	Sweep Point
1840	1848	1	RMS	1848	-30.78	-13	Pass	401
1848	1849	1	RMS	1849	-23.14	-13	Pass	2
1849	1850	0.02	RMS	1850	-28.76	-13	Pass	401
1850	1852	0.1	RMS	1850.775	12.62	30	Pass	401



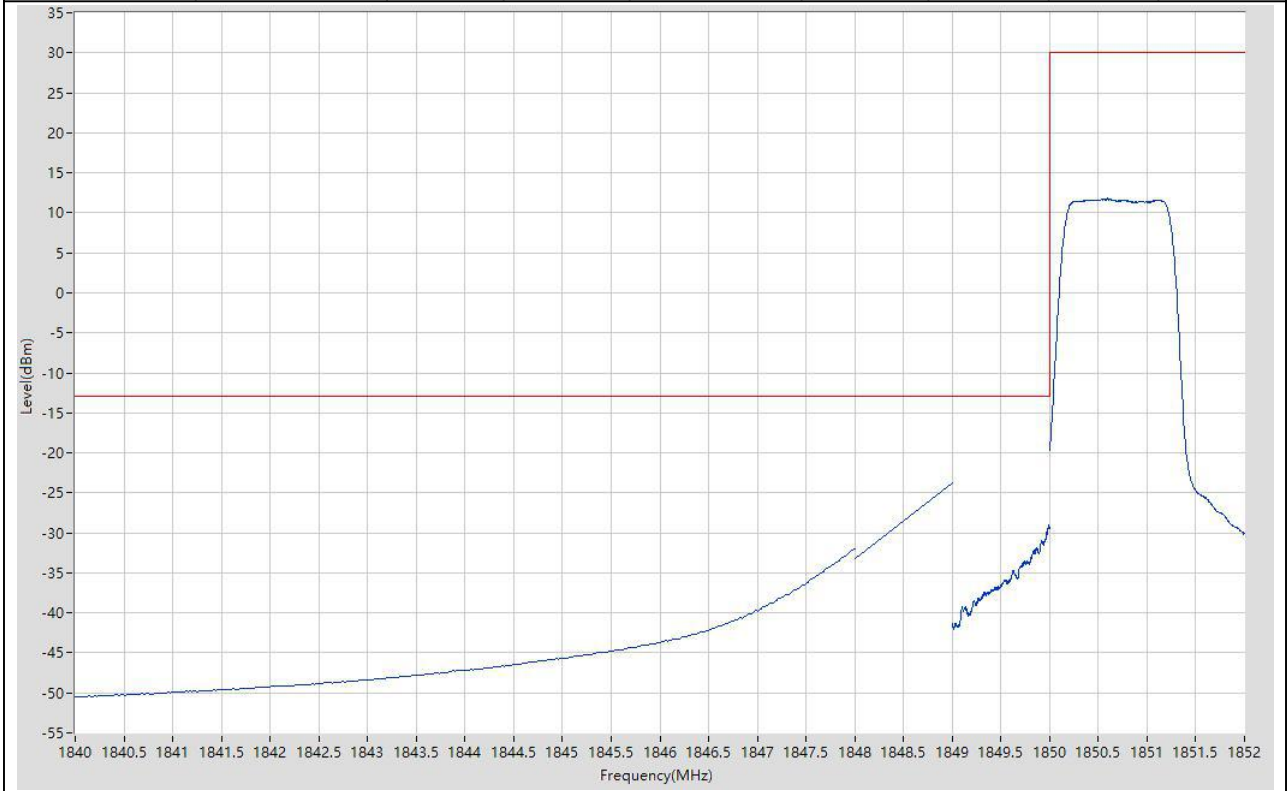
5.3. LTE Band Edge(NTNV)(Subtest:3, Channel:18607, Bandwidth:1.4, Modulation:Q16, RB Number: 1, RB Position:LOW)

Start Frequency (MHz)	Stop Frequency (MHz)	RBW (MHz)	Detector	Frequency (MHz)	Power (dBm)	Limit (dBm)	Verdict	Sweep Point
1840	1848	1	RMS	1848	-27.34	-13	Pass	401
1848	1849	1	RMS	1848	-27.2	-13	Pass	2
1849	1850	0.02	RMS	1850	-24.8	-13	Pass	401
1850	1852	0.1	RMS	1850.245	20.2	30	Pass	401



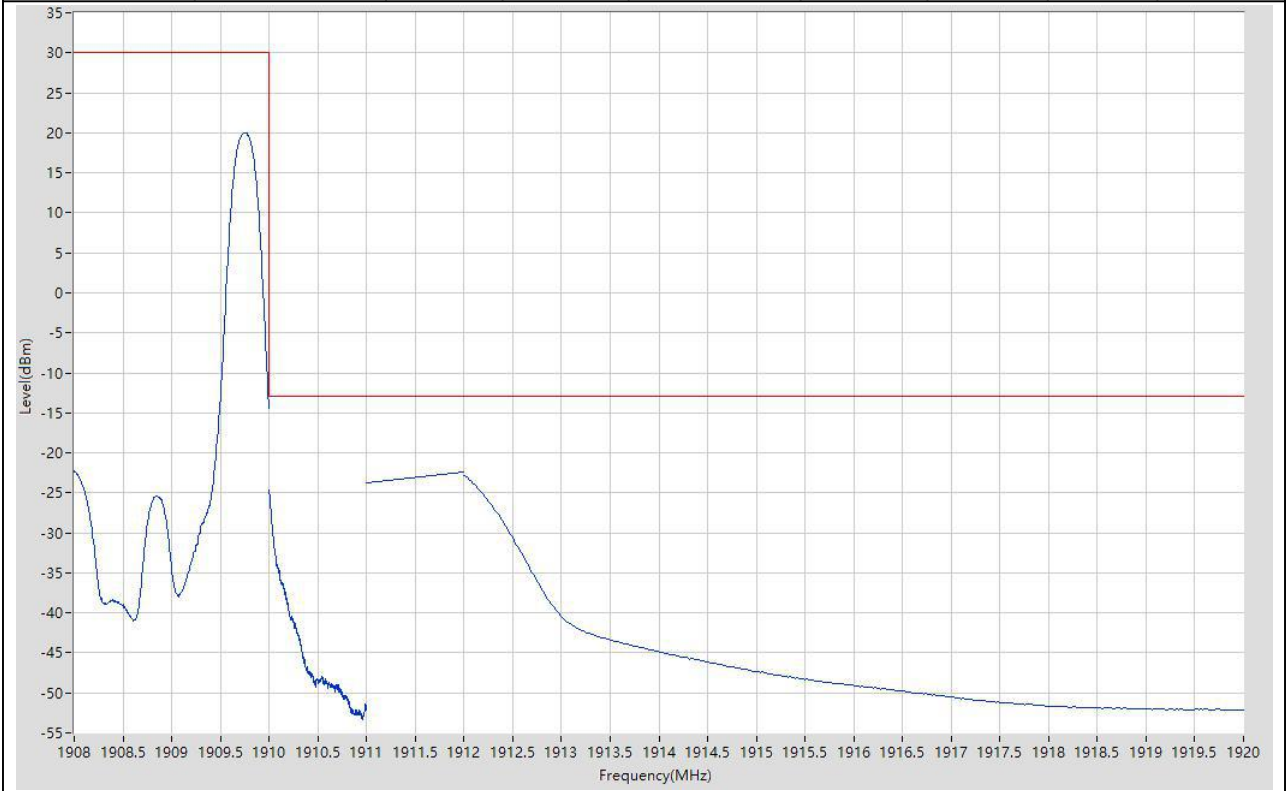
5.4. LTE Band Edge(NTNV)(Subtest:4, Channel:18607, Bandwidth:1.4, Modulation:Q16, RB Number: 6, RB Position:LOW)

Start Frequency (MHz)	Stop Frequency (MHz)	RBW (MHz)	Detector	Frequency (MHz)	Power (dBm)	Limit (dBm)	Verdict	Sweep Point
1840	1848	1	RMS	1848	-32.02	-13	Pass	401
1848	1849	1	RMS	1849	-23.75	-13	Pass	2
1849	1850	0.02	RMS	1849.988	-29.05	-13	Pass	401
1850	1852	0.1	RMS	1850.59	11.79	30	Pass	401



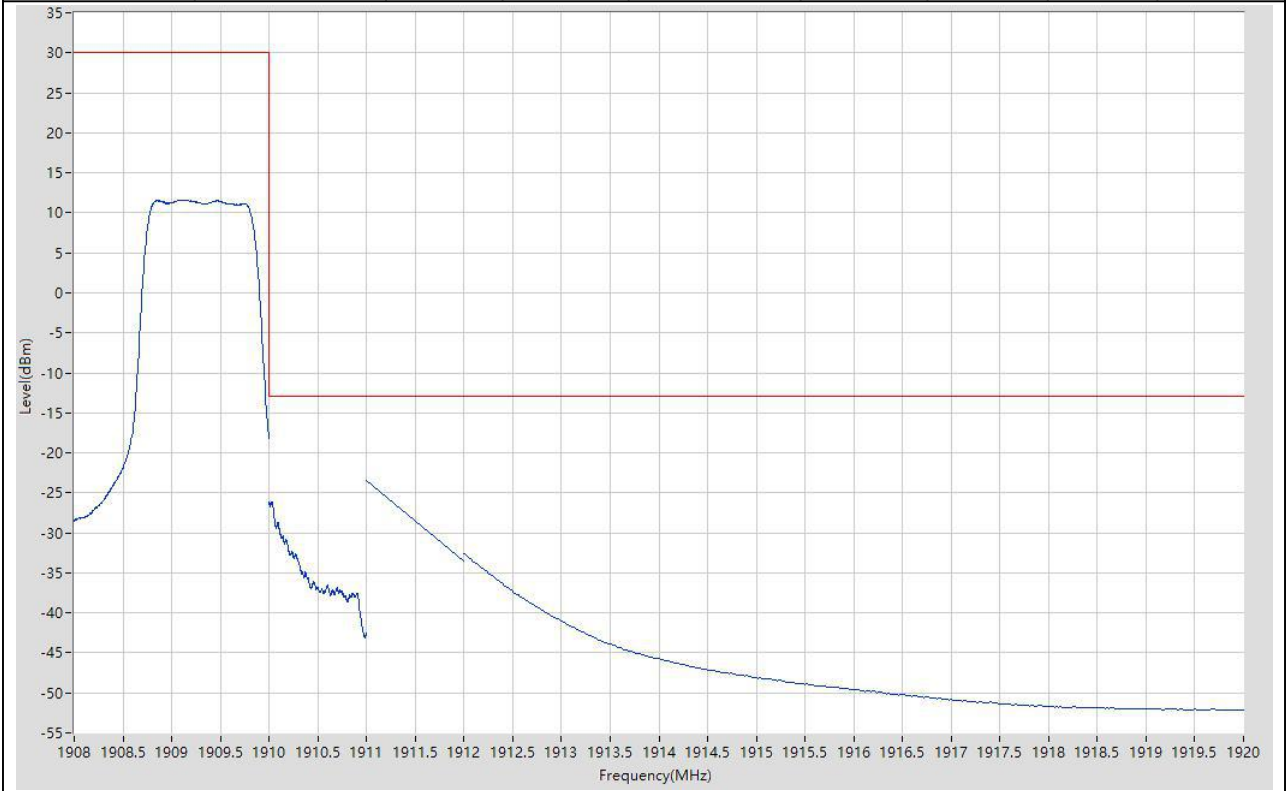
5.5. LTE Band Edge(NTNV)(Subtest:5, Channel:19193, Bandwidth:1.4, Modulation:QPSK, RB Number: 1, RB Position:HIGH)

Start Frequency (MHz)	Stop Frequency (MHz)	RBW (MHz)	Detector	Frequency (MHz)	Power (dBm)	Limit (dBm)	Verdict	Sweep Point
1908	1910	0.1	RMS	1909.755	20.02	30	Pass	401
1910	1911	0.02	RMS	1910	-24.61	-13	Pass	401
1911	1912	1	RMS	1912	-22.35	-13	Pass	2
1912	1920	1	RMS	1912	-22.77	-13	Pass	401



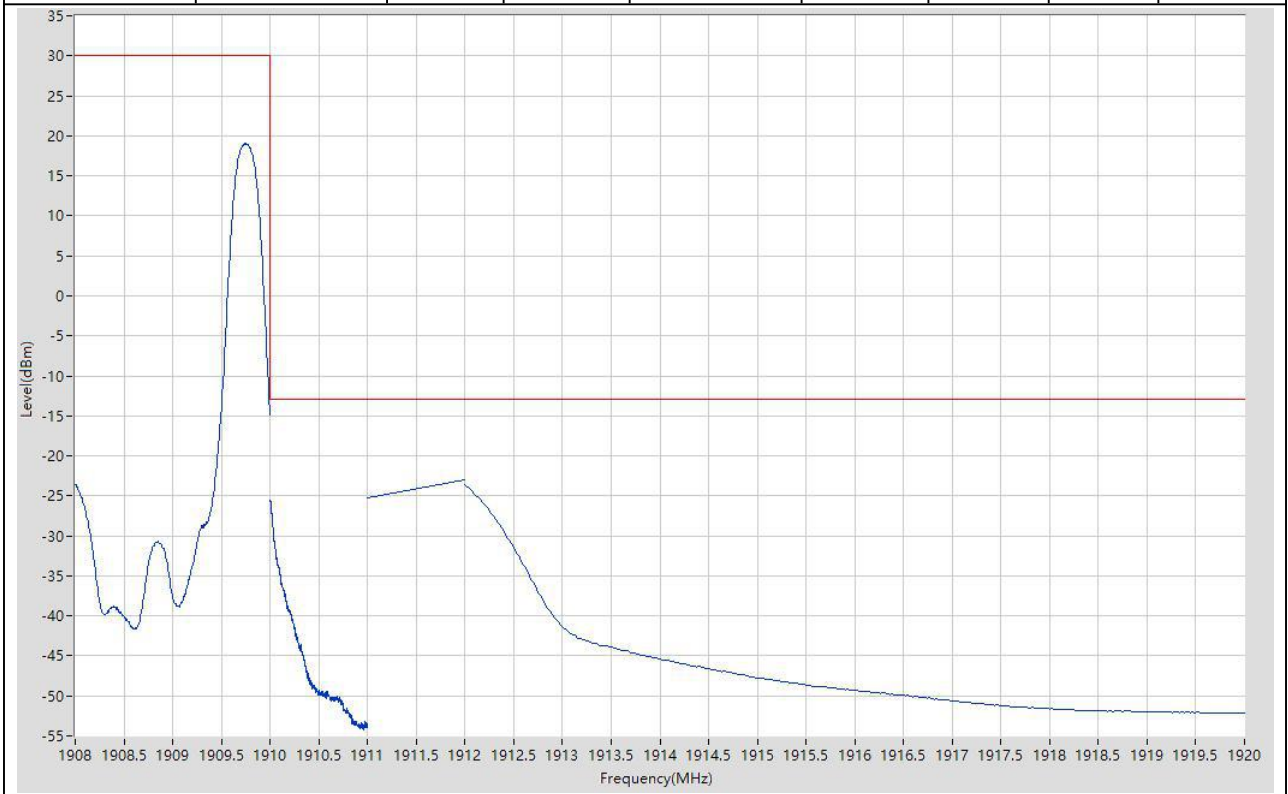
5.6. LTE Band Edge(NTNV)(Subtest:6, Channel:19193, Bandwidth:1.4, Modulation:QPSK, RB Number: 6, RB Position:HIGH)

Start Frequency (MHz)	Stop Frequency (MHz)	RBW (MHz)	Detector	Frequency (MHz)	Power (dBm)	Limit (dBm)	Verdict	Sweep Point
1908	1910	0.1	RMS	1909.1	11.63	30	Pass	401
1910	1911	0.02	RMS	1910.03	-26.1	-13	Pass	401
1911	1912	1	RMS	1911	-23.45	-13	Pass	2
1912	1920	1	RMS	1912	-32.57	-13	Pass	401



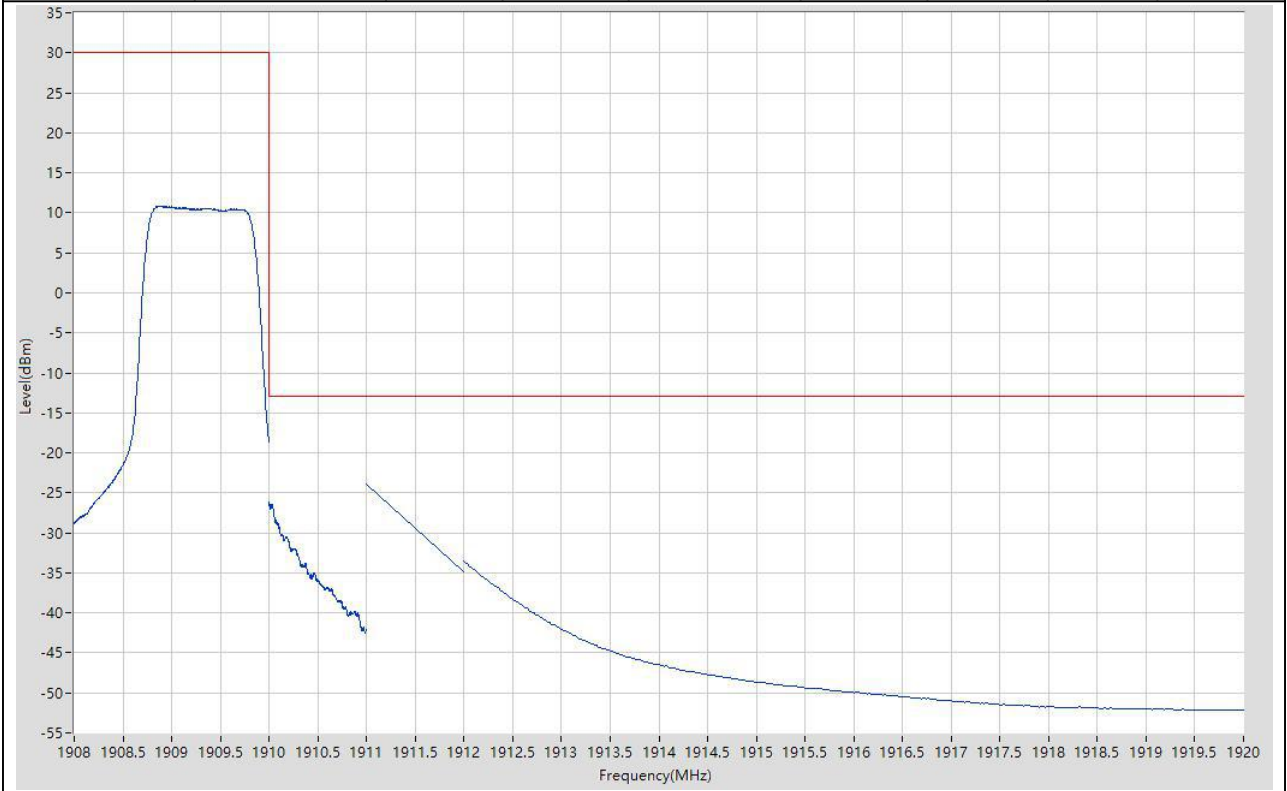
5.7. LTE Band Edge(NTNV)(Subtest:7, Channel:19193, Bandwidth:1.4, Modulation:Q16, RB Number: 1, RB Position:HIGH)

Start Frequency (MHz)	Stop Frequency (MHz)	RBW (MHz)	Detector	Frequency (MHz)	Power (dBm)	Limit (dBm)	Verdict	Sweep Point
1908	1910	0.1	RMS	1909.755	19.07	30	Pass	401
1910	1911	0.02	RMS	1910.003	-25.49	-13	Pass	401
1911	1912	1	RMS	1912	-22.99	-13	Pass	2
1912	1920	1	RMS	1912	-23.58	-13	Pass	401



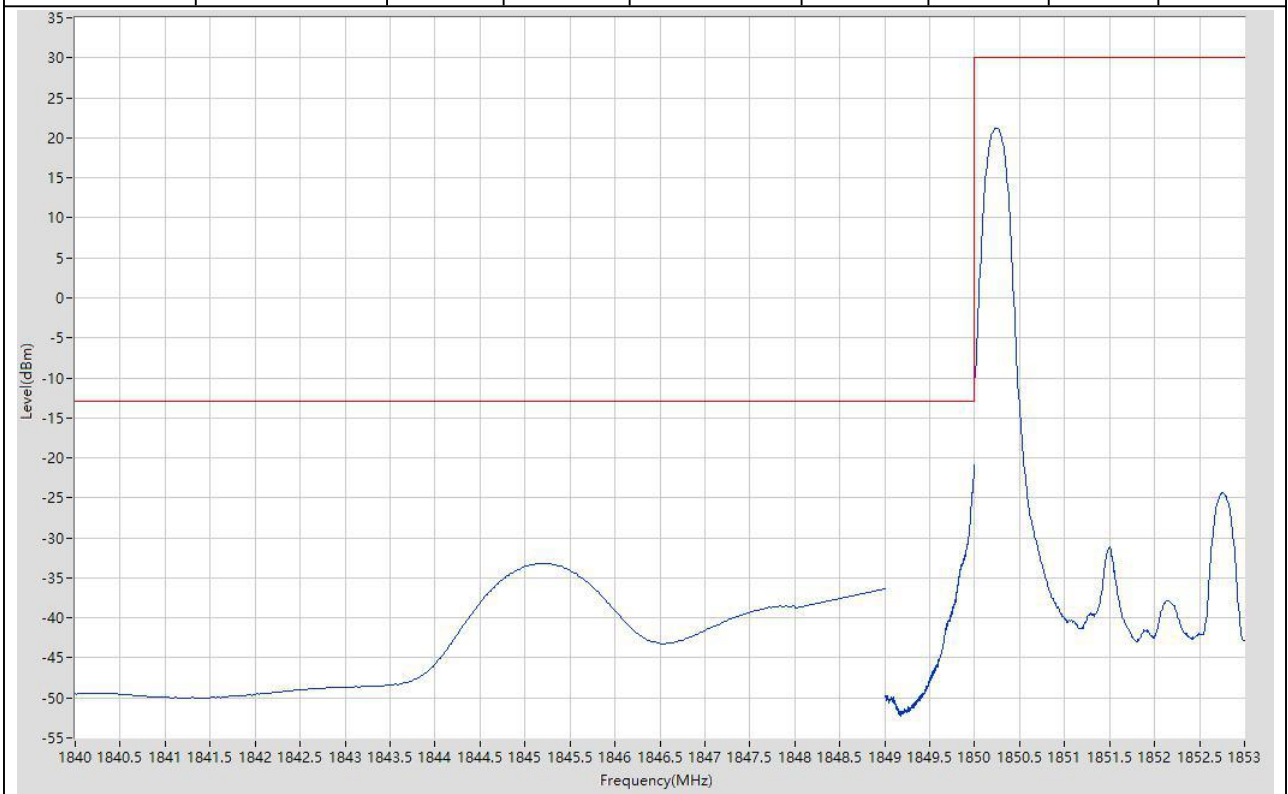
5.8. LTE Band Edge(NTNV)(Subtest:8, Channel:19193, Bandwidth:1.4, Modulation:Q16, RB Number: 6, RB Position:HIGH)

Start Frequency (MHz)	Stop Frequency (MHz)	RBW (MHz)	Detector	Frequency (MHz)	Power (dBm)	Limit (dBm)	Verdict	Sweep Point
1908	1910	0.1	RMS	1908.88	10.86	30	Pass	401
1910	1911	0.02	RMS	1910	-26.22	-13	Pass	401
1911	1912	1	RMS	1911	-23.94	-13	Pass	2
1912	1920	1	RMS	1912	-33.55	-13	Pass	401



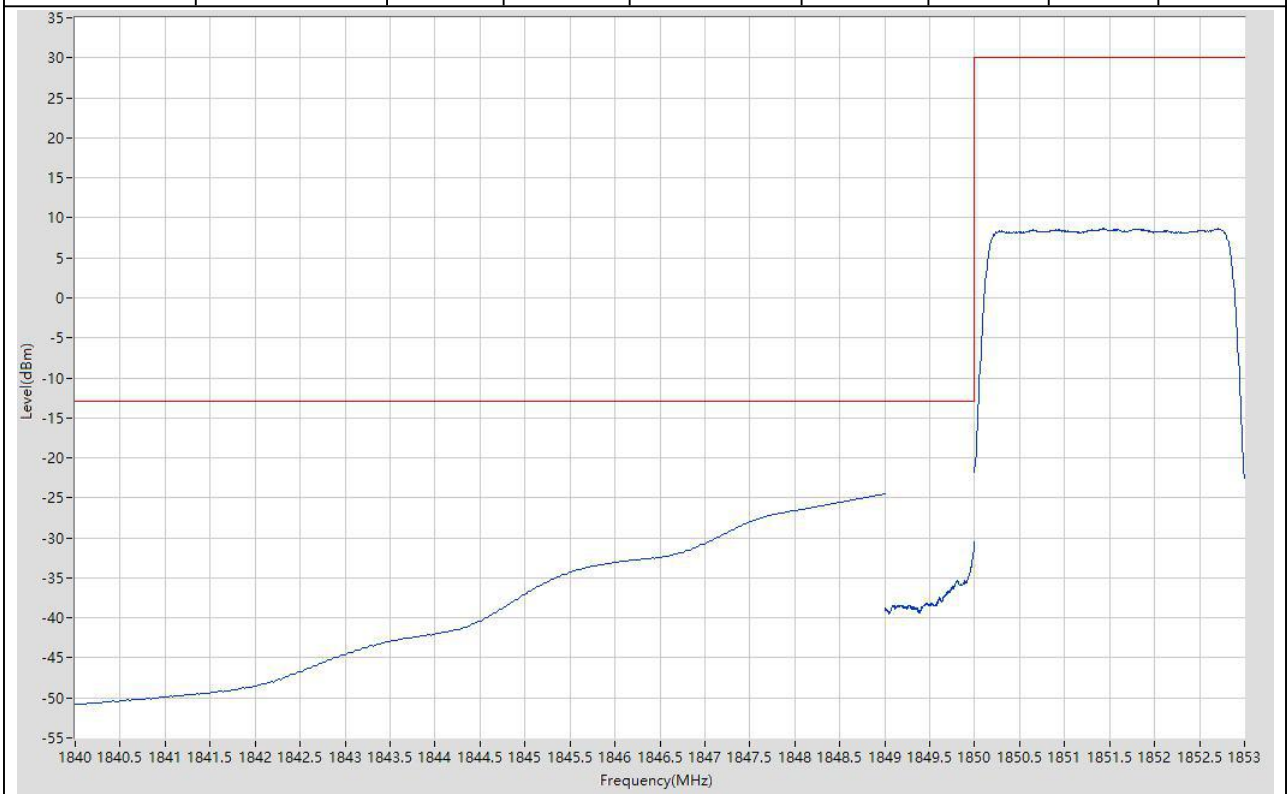
5.9. LTE Band Edge(NTNV)(Subtest:9, Channel:18615, Bandwidth:3, Modulation:QPSK, RB Number: 1, RB Position:LOW)

Start Frequency (MHz)	Stop Frequency (MHz)	RBW (MHz)	Detector	Frequency (MHz)	Power (dBm)	Limit (dBm)	Verdict	Sweep Point
1840	1848	1	RMS	1845.16	-33.15	-13	Pass	401
1848	1849	1	RMS	1849	-36.44	-13	Pass	2
1849	1850	0.03	RMS	1850	-20.89	-13	Pass	401
1850	1853	0.1	RMS	1850.248	21.21	30	Pass	401



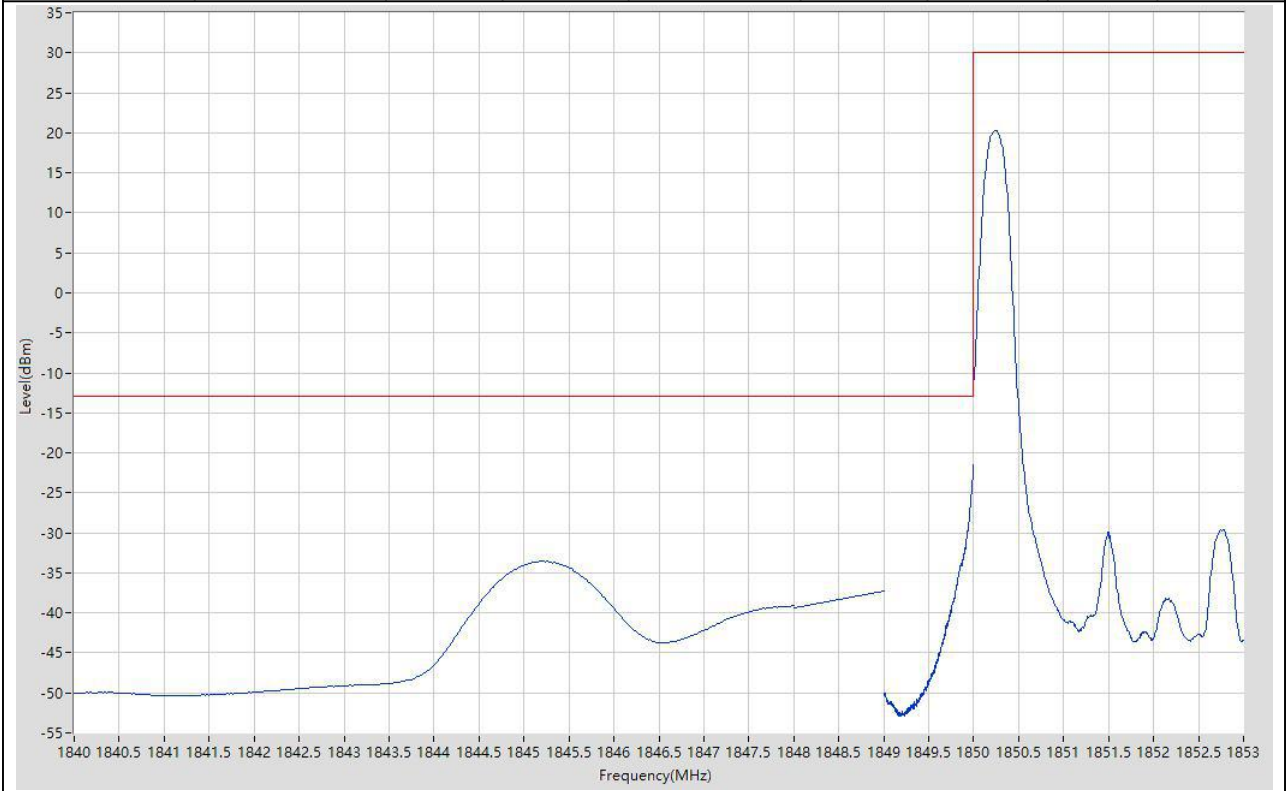
5.10. LTE Band Edge(NTNV)(Subtest:10, Channel:18615, Bandwidth:3, Modulation:QPSK, RB Number: 15, RB Position:LOW)

Start Frequency (MHz)	Stop Frequency (MHz)	RBW (MHz)	Detector	Frequency (MHz)	Power (dBm)	Limit (dBm)	Verdict	Sweep Point
1840	1848	1	RMS	1848	-26.55	-13	Pass	401
1848	1849	1	RMS	1849	-24.5	-13	Pass	2
1849	1850	0.03	RMS	1850	-30.45	-13	Pass	401
1850	1853	0.1	RMS	1852.7	8.64	30	Pass	401



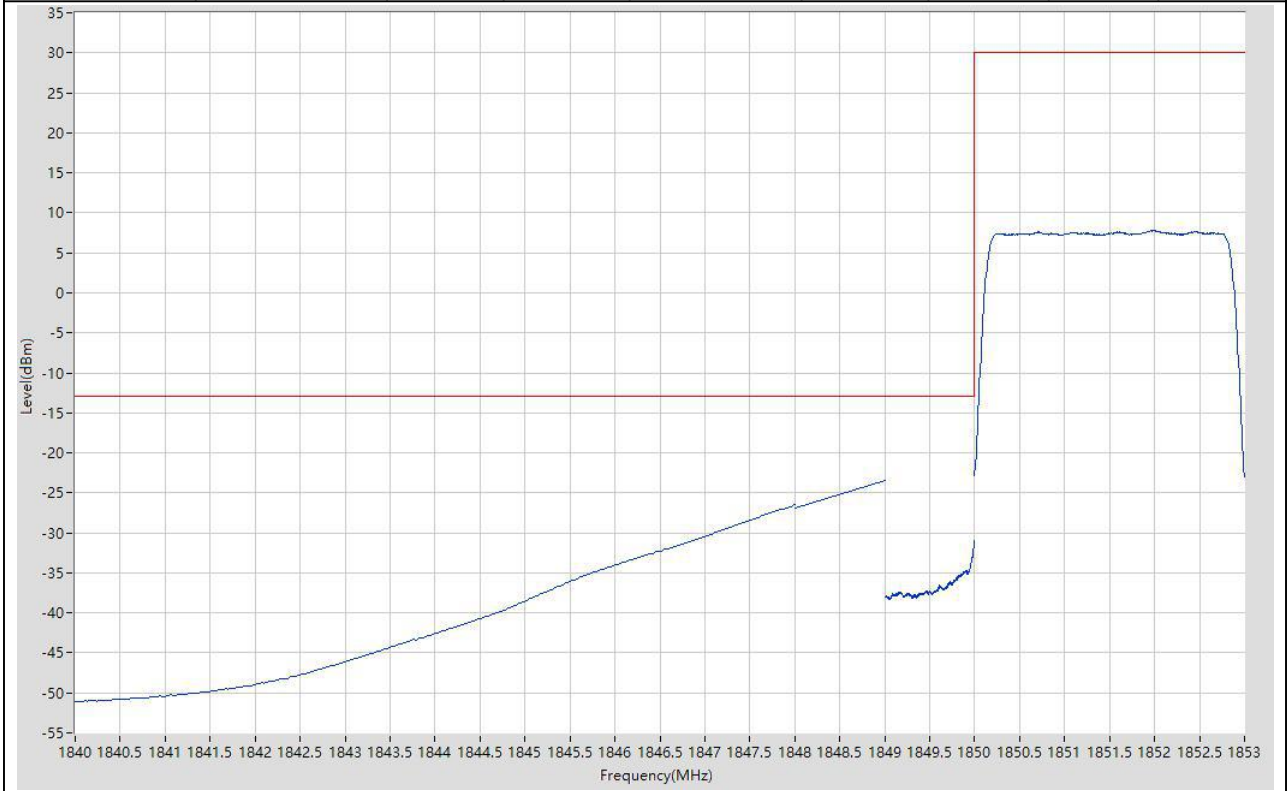
5.11. LTE Band Edge(NTNV)(Subtest:11, Channel:18615, Bandwidth:3, Modulation:Q16, RB Number: 1, RB Position:LOW)

Start Frequency (MHz)	Stop Frequency (MHz)	RBW (MHz)	Detector	Frequency (MHz)	Power (dBm)	Limit (dBm)	Verdict	Sweep Point
1840	1848	1	RMS	1845.18	-33.56	-13	Pass	401
1848	1849	1	RMS	1849	-37.3	-13	Pass	2
1849	1850	0.03	RMS	1850	-21.55	-13	Pass	401
1850	1853	0.1	RMS	1850.248	20.31	30	Pass	401



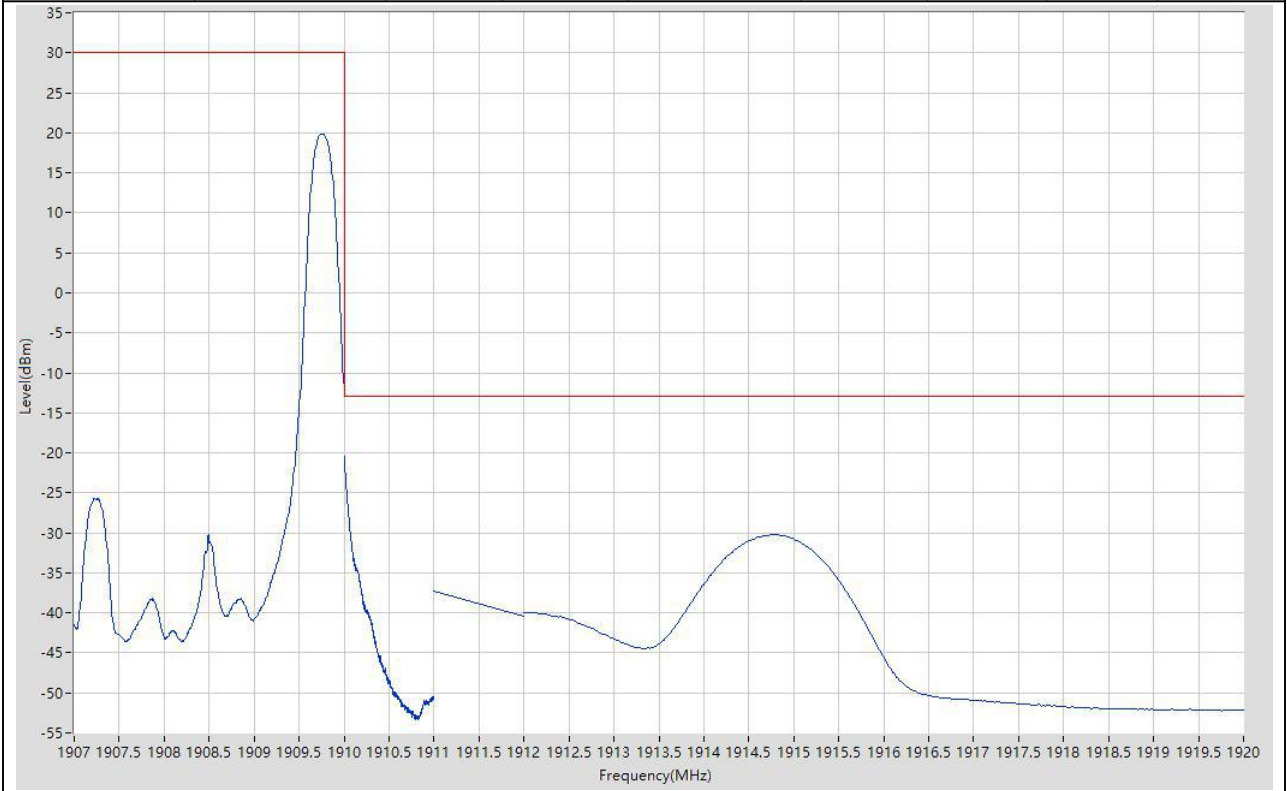
5.12. LTE Band Edge(NTNV)(Subtest:12, Channel:18615, Bandwidth:3, Modulation:Q16, RB Number: 15, RB Position:LOW)

Start Frequency (MHz)	Stop Frequency (MHz)	RBW (MHz)	Detector	Frequency (MHz)	Power (dBm)	Limit (dBm)	Verdict	Sweep Point
1840	1848	1	RMS	1848	-26.52	-13	Pass	401
1848	1849	1	RMS	1849	-23.42	-13	Pass	2
1849	1850	0.03	RMS	1849.998	-30.93	-13	Pass	401
1850	1853	0.1	RMS	1851.988	7.77	30	Pass	401



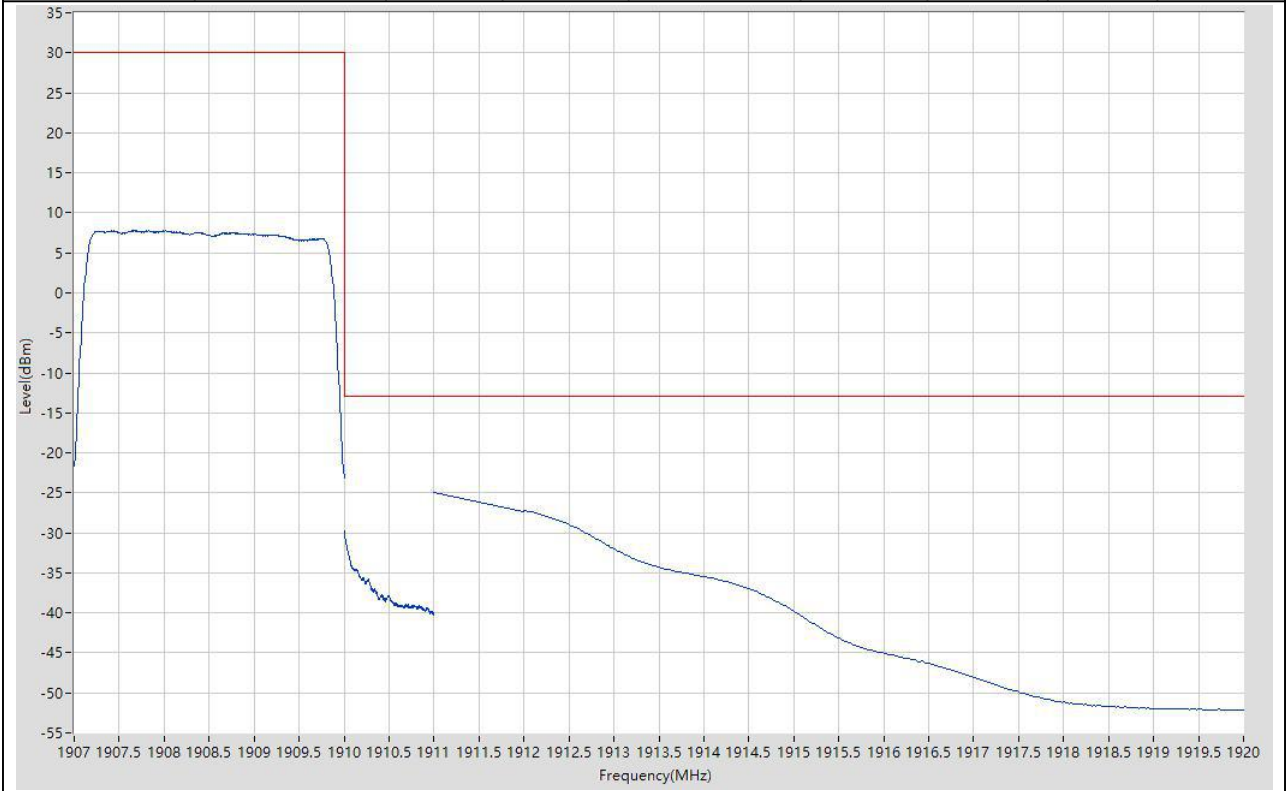
5.13. LTE Band Edge(NTNV)(Subtest:13, Channel:19185, Bandwidth:3, Modulation:QPSK, RB Number: 1, RB Position:HIGH)

Start Frequency (MHz)	Stop Frequency (MHz)	RBW (MHz)	Detector	Frequency (MHz)	Power (dBm)	Limit (dBm)	Verdict	Sweep Point
1907	1910	0.1	RMS	1909.76	19.88	30	Pass	401
1910	1911	0.03	RMS	1910	-20.44	-13	Pass	401
1911	1912	1	RMS	1911	-37.34	-13	Pass	2
1912	1920	1	RMS	1914.74	-30.24	-13	Pass	401



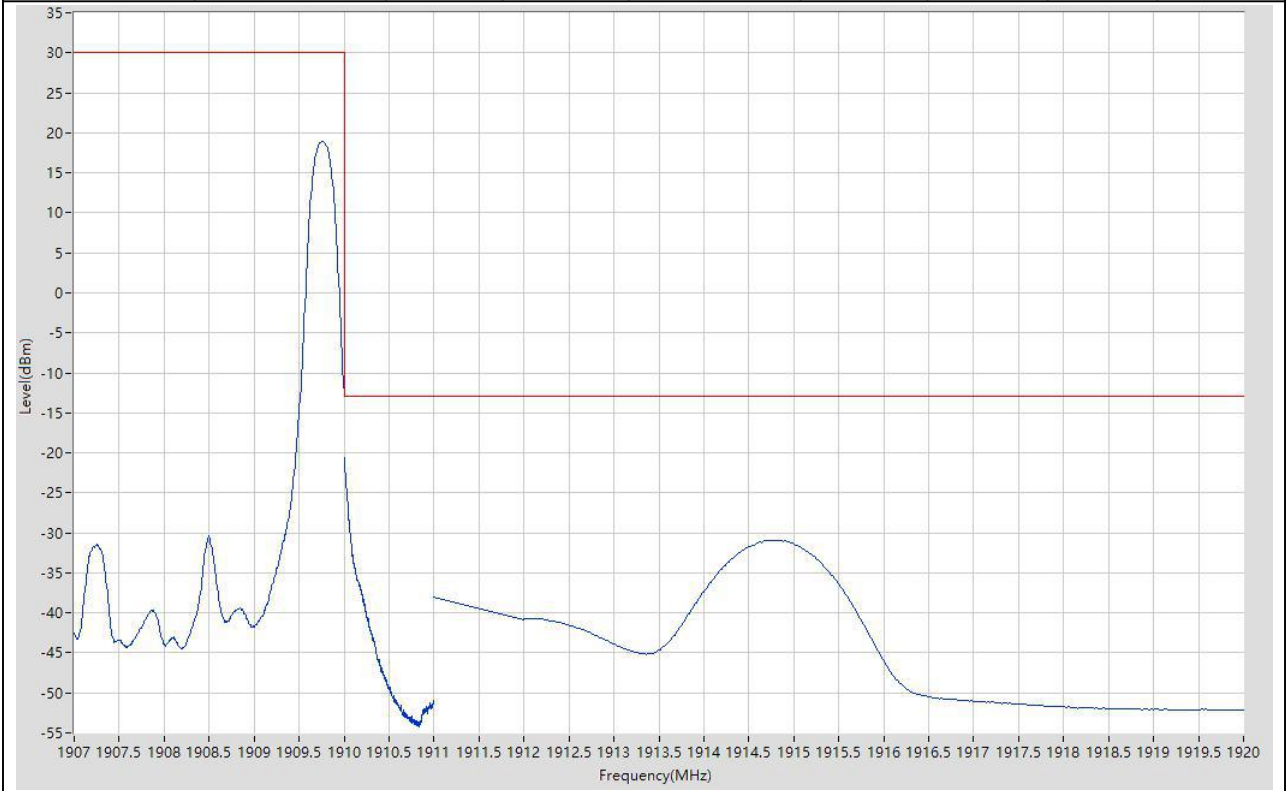
5.14. LTE Band Edge(NTNV)(Subtest:14, Channel:19185, Bandwidth:3, Modulation:QPSK, RB Number: 15, RB Position:HIGH)

Start Frequency (MHz)	Stop Frequency (MHz)	RBW (MHz)	Detector	Frequency (MHz)	Power (dBm)	Limit (dBm)	Verdict	Sweep Point
1907	1910	0.1	RMS	1907.668	7.84	30	Pass	401
1910	1911	0.03	RMS	1910	-29.76	-13	Pass	401
1911	1912	1	RMS	1911	-24.96	-13	Pass	2
1912	1920	1	RMS	1912	-27.19	-13	Pass	401



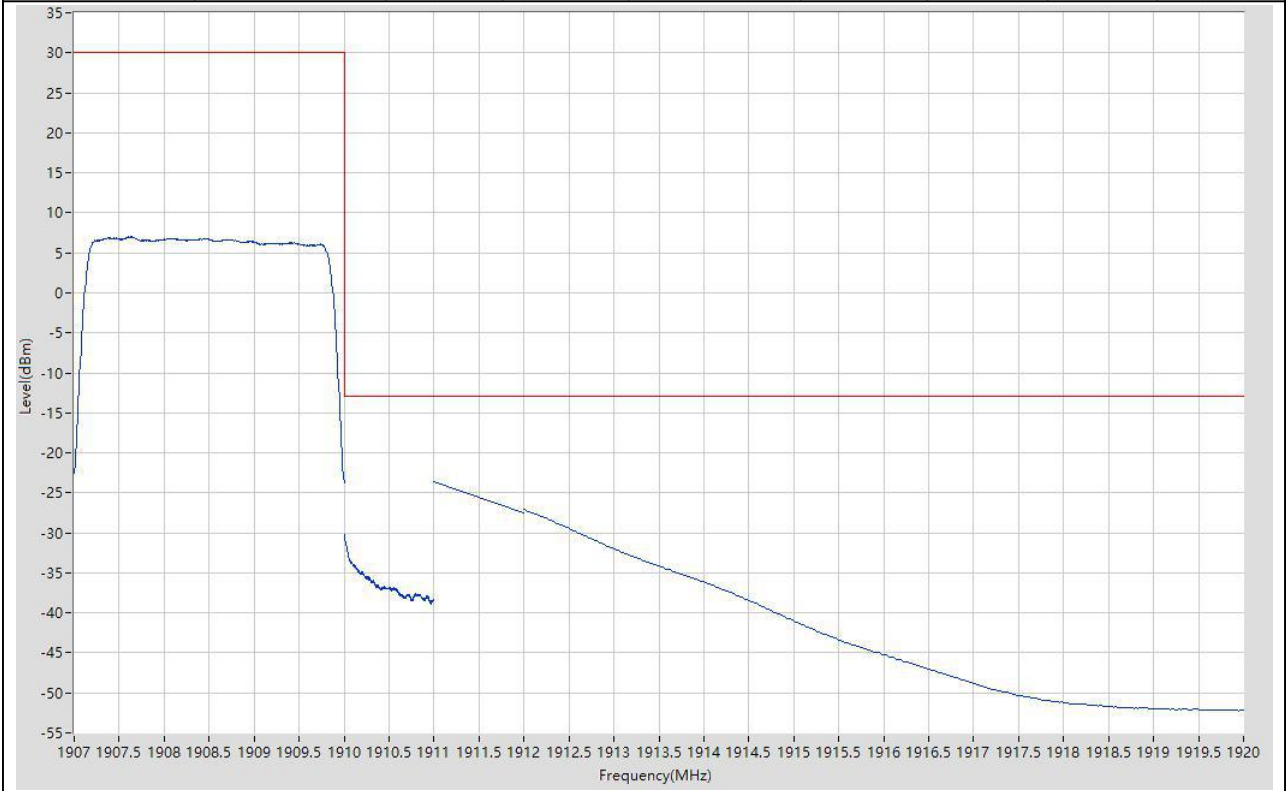
5.15. LTE Band Edge(NTNV)(Subtest:15, Channel:19185, Bandwidth:3, Modulation:Q16, RB Number: 1, RB Position:HIGH)

Start Frequency (MHz)	Stop Frequency (MHz)	RBW (MHz)	Detector	Frequency (MHz)	Power (dBm)	Limit (dBm)	Verdict	Sweep Point
1907	1910	0.1	RMS	1909.768	18.92	30	Pass	401
1910	1911	0.03	RMS	1910	-20.56	-13	Pass	401
1911	1912	1	RMS	1911	-38.09	-13	Pass	2
1912	1920	1	RMS	1914.82	-30.89	-13	Pass	401



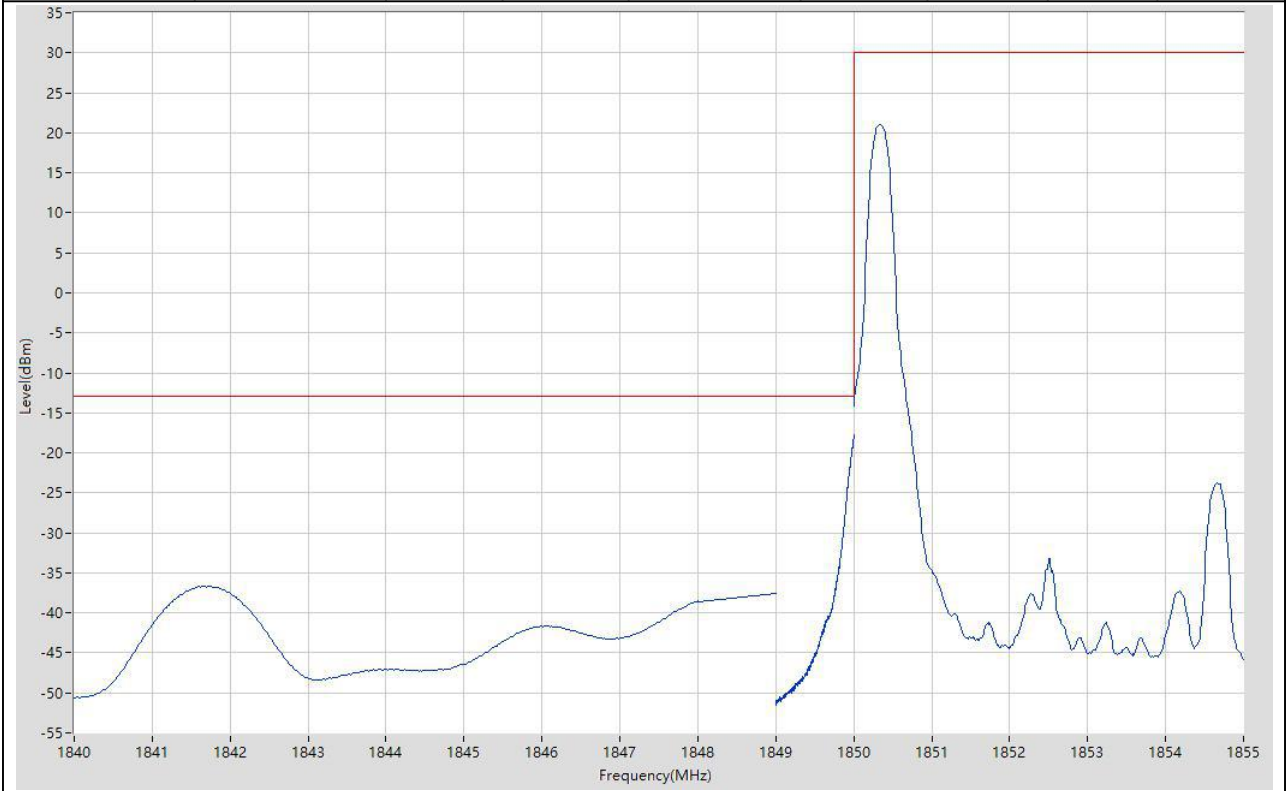
5.16. LTE Band Edge(NTNV)(Subtest:16, Channel:19185, Bandwidth:3, Modulation:Q16, RB Number: 15, RB Position:HIGH)

Start Frequency (MHz)	Stop Frequency (MHz)	RBW (MHz)	Detector	Frequency (MHz)	Power (dBm)	Limit (dBm)	Verdict	Sweep Point
1907	1910	0.1	RMS	1907.608	7.03	30	Pass	401
1910	1911	0.03	RMS	1910	-30.18	-13	Pass	401
1911	1912	1	RMS	1911	-23.55	-13	Pass	2
1912	1920	1	RMS	1912	-27.07	-13	Pass	401



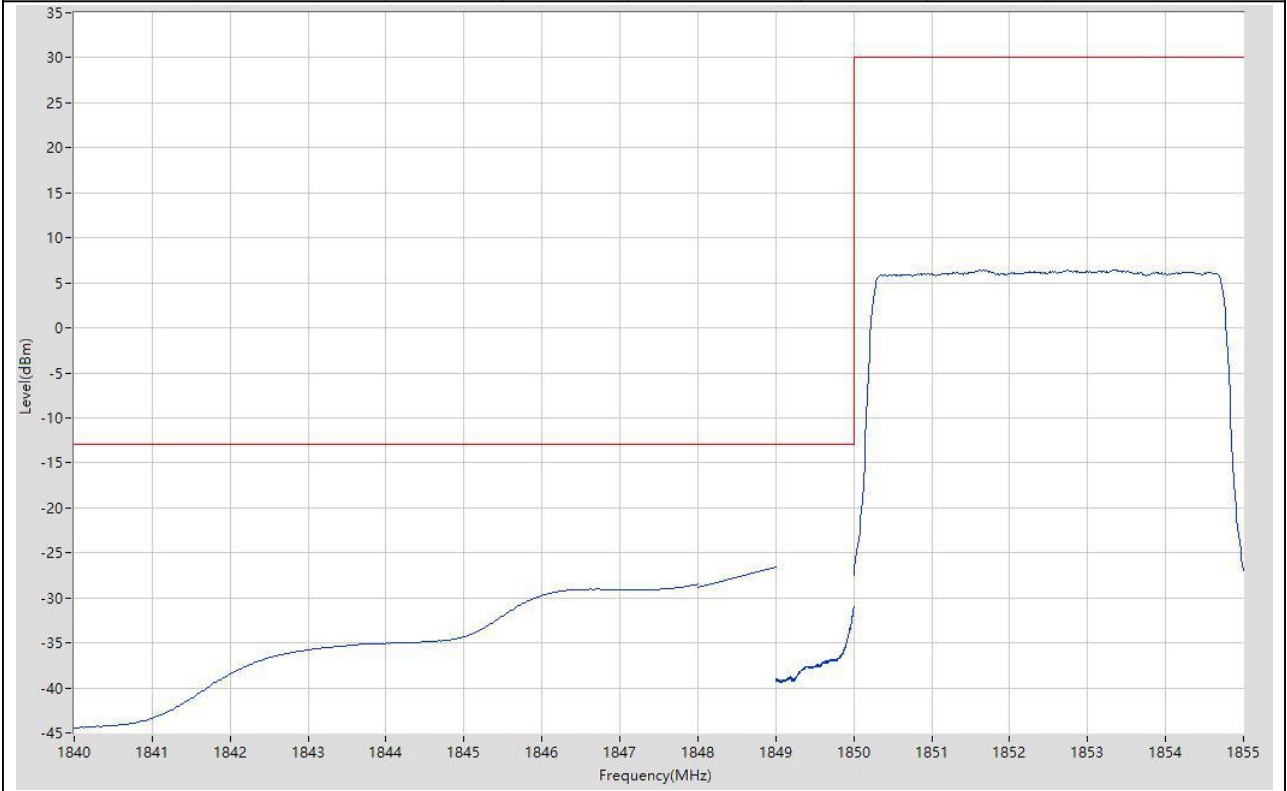
5.17. LTE Band Edge(NTNV)(Subtest:17, Channel:18625, Bandwidth:5, Modulation:QPSK, RB Number: 1, RB Position:LOW)

Start Frequency (MHz)	Stop Frequency (MHz)	RBW (MHz)	Detector	Frequency (MHz)	Power (dBm)	Limit (dBm)	Verdict	Sweep Point
1840	1848	1	RMS	1841.68	-36.63	-13	Pass	401
1848	1849	1	RMS	1849	-37.51	-13	Pass	2
1849	1850	0.051	RMS	1850	-17.75	-13	Pass	401
1850	1855	0.1	RMS	1850.338	21.03	30	Pass	401



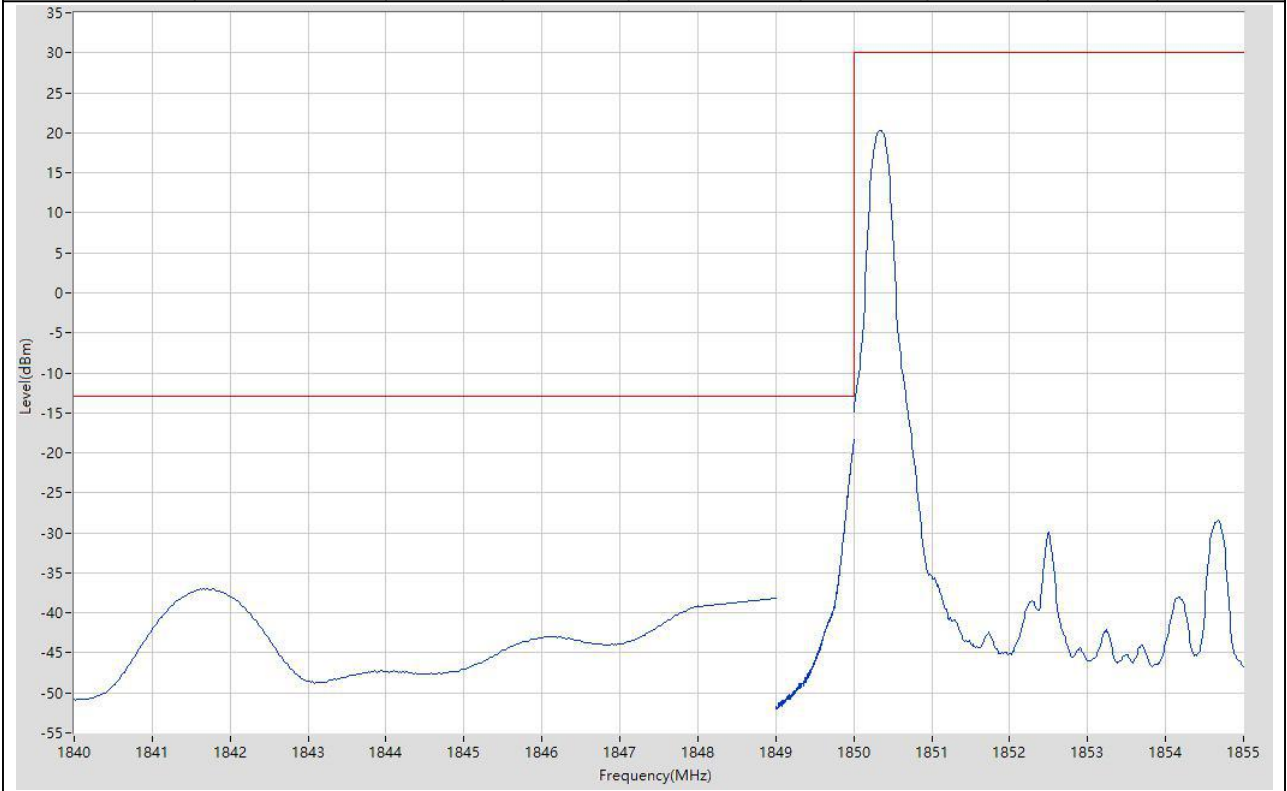
5.18. LTE Band Edge(NTNV)(Subtest:18, Channel:18625, Bandwidth:5, Modulation:QPSK, RB Number: 25, RB Position:LOW)

Start Frequency (MHz)	Stop Frequency (MHz)	RBW (MHz)	Detector	Frequency (MHz)	Power (dBm)	Limit (dBm)	Verdict	Sweep Point
1840	1848	1	RMS	1848	-28.49	-13	Pass	401
1848	1849	1	RMS	1849	-26.54	-13	Pass	2
1849	1850	0.051	RMS	1850	-30.95	-13	Pass	401
1850	1855	0.1	RMS	1851.675	6.47	30	Pass	401



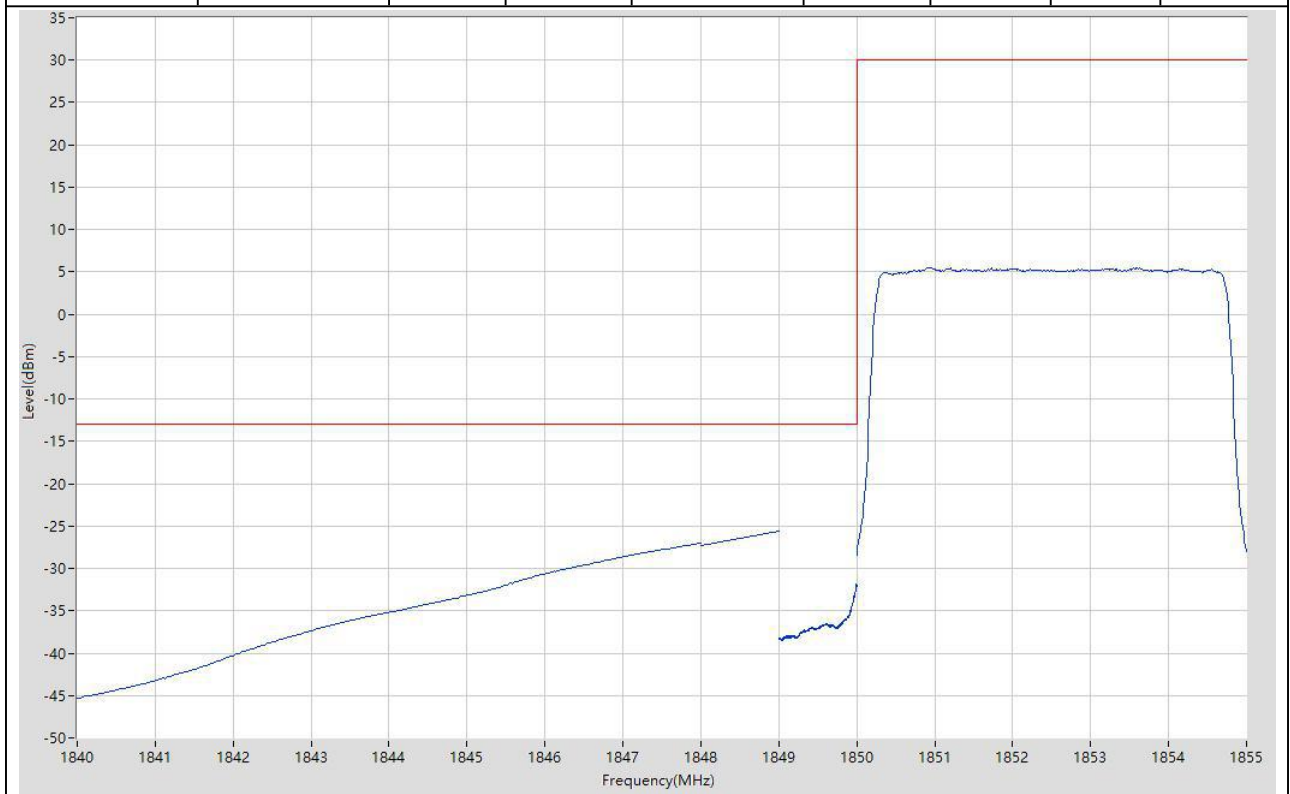
5.19. LTE Band Edge(NTNV)(Subtest:19, Channel:18625, Bandwidth:5, Modulation:Q16, RB Number: 1, RB Position:LOW)

Start Frequency (MHz)	Stop Frequency (MHz)	RBW (MHz)	Detector	Frequency (MHz)	Power (dBm)	Limit (dBm)	Verdict	Sweep Point
1840	1848	1	RMS	1841.7	-36.99	-13	Pass	401
1848	1849	1	RMS	1849	-38.15	-13	Pass	2
1849	1850	0.051	RMS	1850	-18.4	-13	Pass	401
1850	1855	0.1	RMS	1850.338	20.34	30	Pass	401



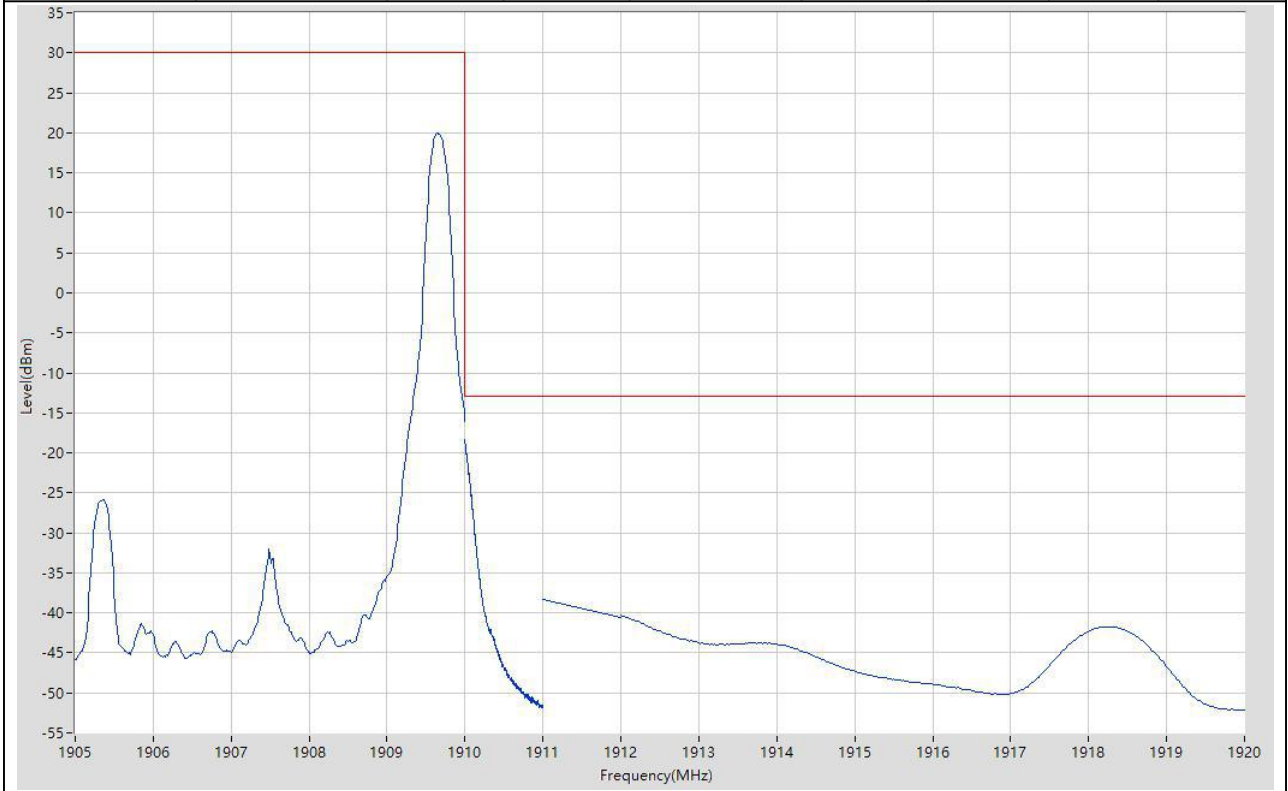
5.20. LTE Band Edge(NTNV)(Subtest:20, Channel:18625, Bandwidth:5, Modulation:Q16, RB Number: 25, RB Position:LOW)

Start Frequency (MHz)	Stop Frequency (MHz)	RBW (MHz)	Detector	Frequency (MHz)	Power (dBm)	Limit (dBm)	Verdict	Sweep Point
1840	1848	1	RMS	1848	-27.02	-13	Pass	401
1848	1849	1	RMS	1849	-25.56	-13	Pass	2
1849	1850	0.051	RMS	1849.995	-31.89	-13	Pass	401
1850	1855	0.1	RMS	1853.575	5.54	30	Pass	401



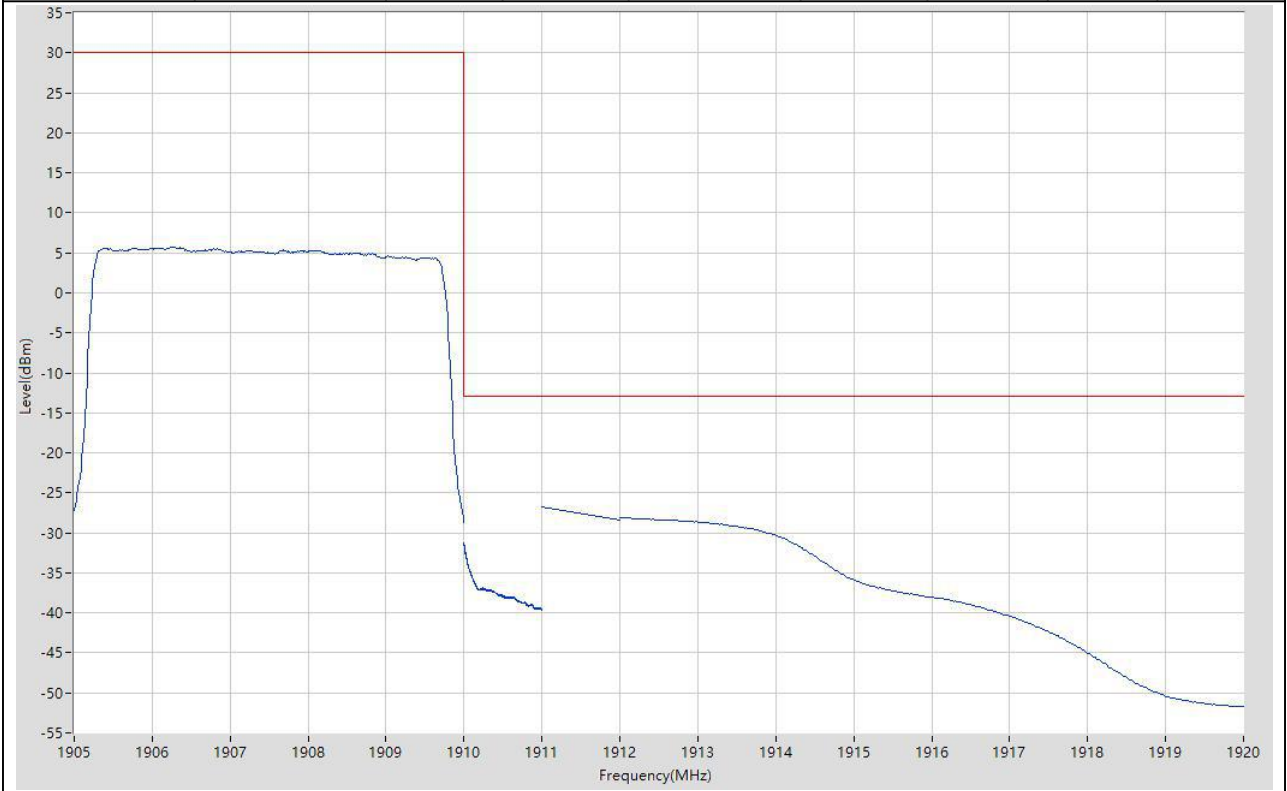
5.21. LTE Band Edge(NTNV)(Subtest:21, Channel:19175, Bandwidth:5, Modulation:QPSK, RB Number: 1, RB Position:HIGH)

Start Frequency (MHz)	Stop Frequency (MHz)	RBW (MHz)	Detector	Frequency (MHz)	Power (dBm)	Limit (dBm)	Verdict	Sweep Point
1905	1910	0.1	RMS	1909.65	19.95	30	Pass	401
1910	1911	0.051	RMS	1910	-18.4	-13	Pass	401
1911	1912	1	RMS	1911	-38.3	-13	Pass	2
1912	1920	1	RMS	1912	-40.28	-13	Pass	401



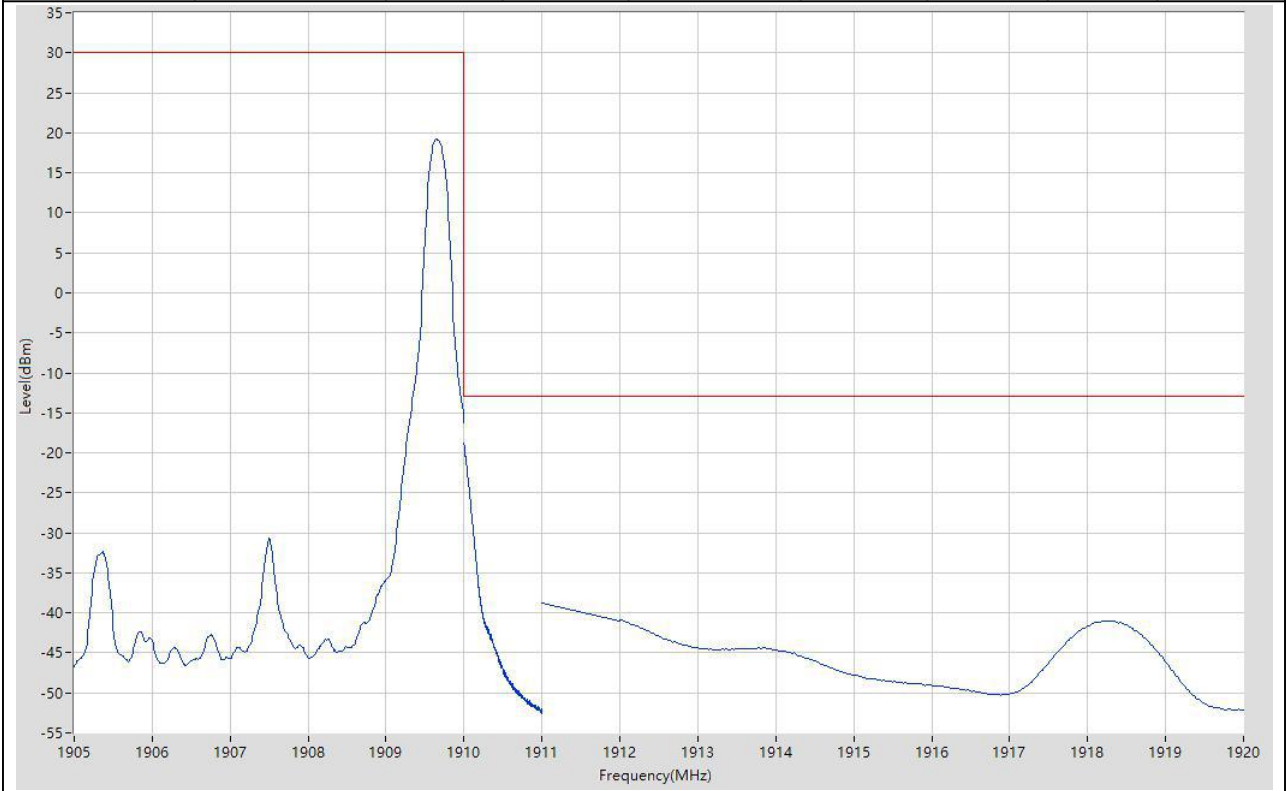
5.22. LTE Band Edge(NTNV)(Subtest:22, Channel:19175, Bandwidth:5, Modulation:QPSK, RB Number: 25, RB Position:HIGH)

Start Frequency (MHz)	Stop Frequency (MHz)	RBW (MHz)	Detector	Frequency (MHz)	Power (dBm)	Limit (dBm)	Verdict	Sweep Point
1905	1910	0.1	RMS	1906.263	5.69	30	Pass	401
1910	1911	0.051	RMS	1910	-31.32	-13	Pass	401
1911	1912	1	RMS	1911	-26.69	-13	Pass	2
1912	1920	1	RMS	1912	-28.04	-13	Pass	401



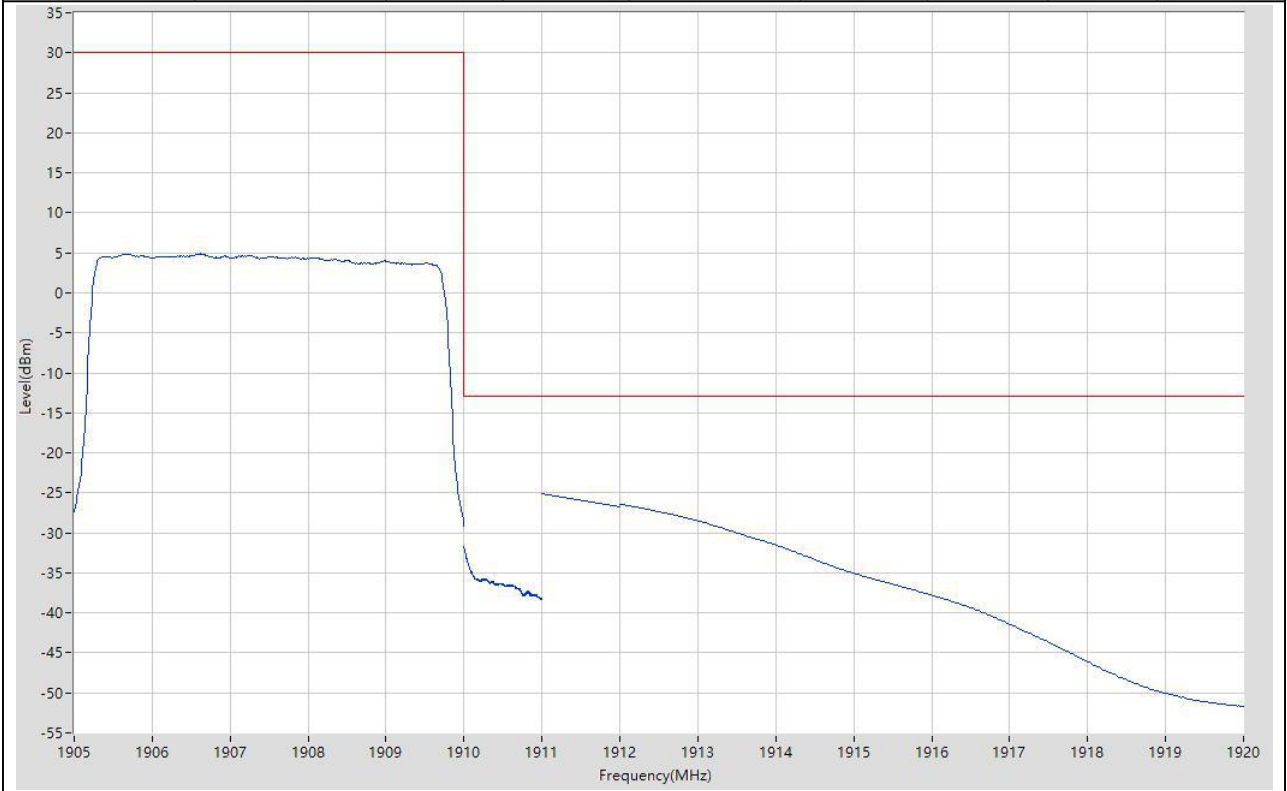
5.23. LTE Band Edge(NTNV)(Subtest:23, Channel:19175, Bandwidth:5, Modulation:Q16, RB Number: 1, RB Position:HIGH)

Start Frequency (MHz)	Stop Frequency (MHz)	RBW (MHz)	Detector	Frequency (MHz)	Power (dBm)	Limit (dBm)	Verdict	Sweep Point
1905	1910	0.1	RMS	1909.65	19.19	30	Pass	401
1910	1911	0.051	RMS	1910	-18.72	-13	Pass	401
1911	1912	1	RMS	1911	-38.79	-13	Pass	2
1912	1920	1	RMS	1912	-40.91	-13	Pass	401



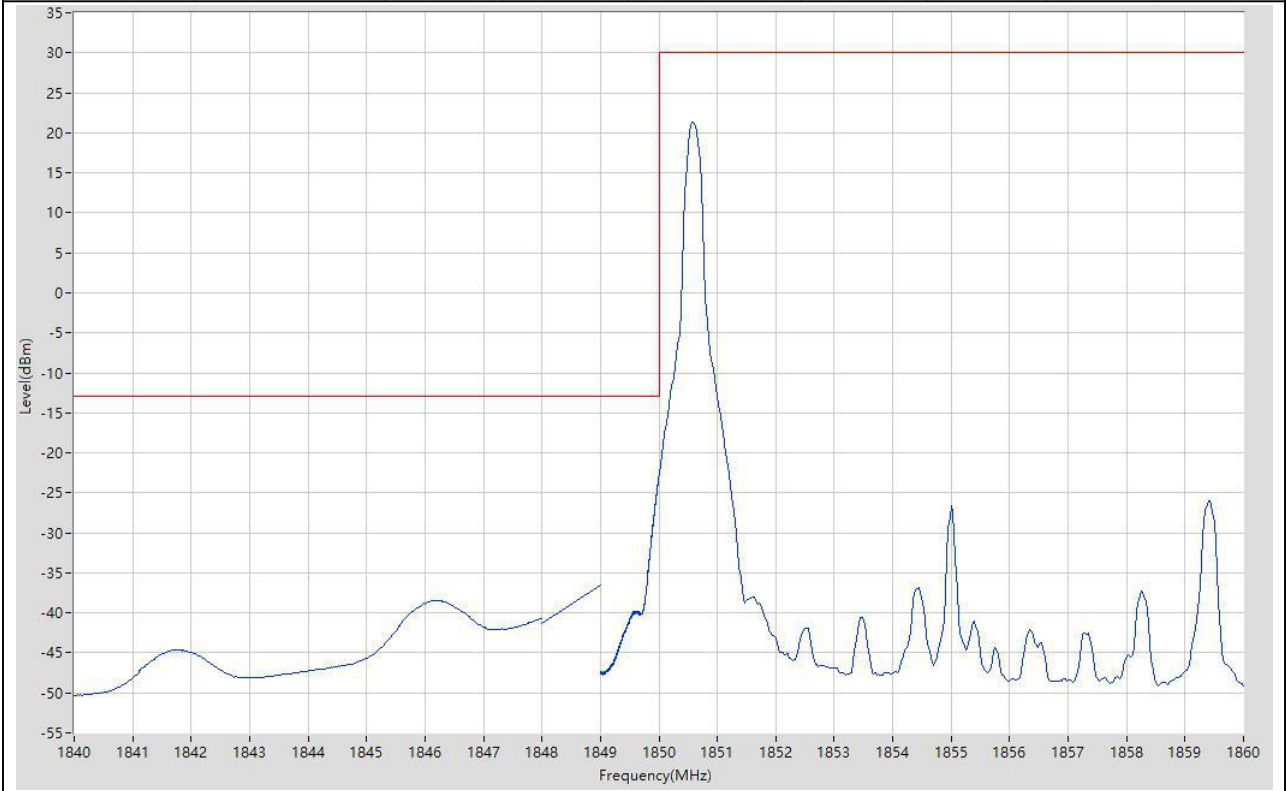
5.24. LTE Band Edge(NTNV)(Subtest:24, Channel:19175, Bandwidth:5, Modulation:Q16, RB Number: 25, RB Position:HIGH)

Start Frequency (MHz)	Stop Frequency (MHz)	RBW (MHz)	Detector	Frequency (MHz)	Power (dBm)	Limit (dBm)	Verdict	Sweep Point
1905	1910	0.1	RMS	1906.613	4.88	30	Pass	401
1910	1911	0.051	RMS	1910	-31.69	-13	Pass	401
1911	1912	1	RMS	1911	-25.08	-13	Pass	2
1912	1920	1	RMS	1912	-26.4	-13	Pass	401



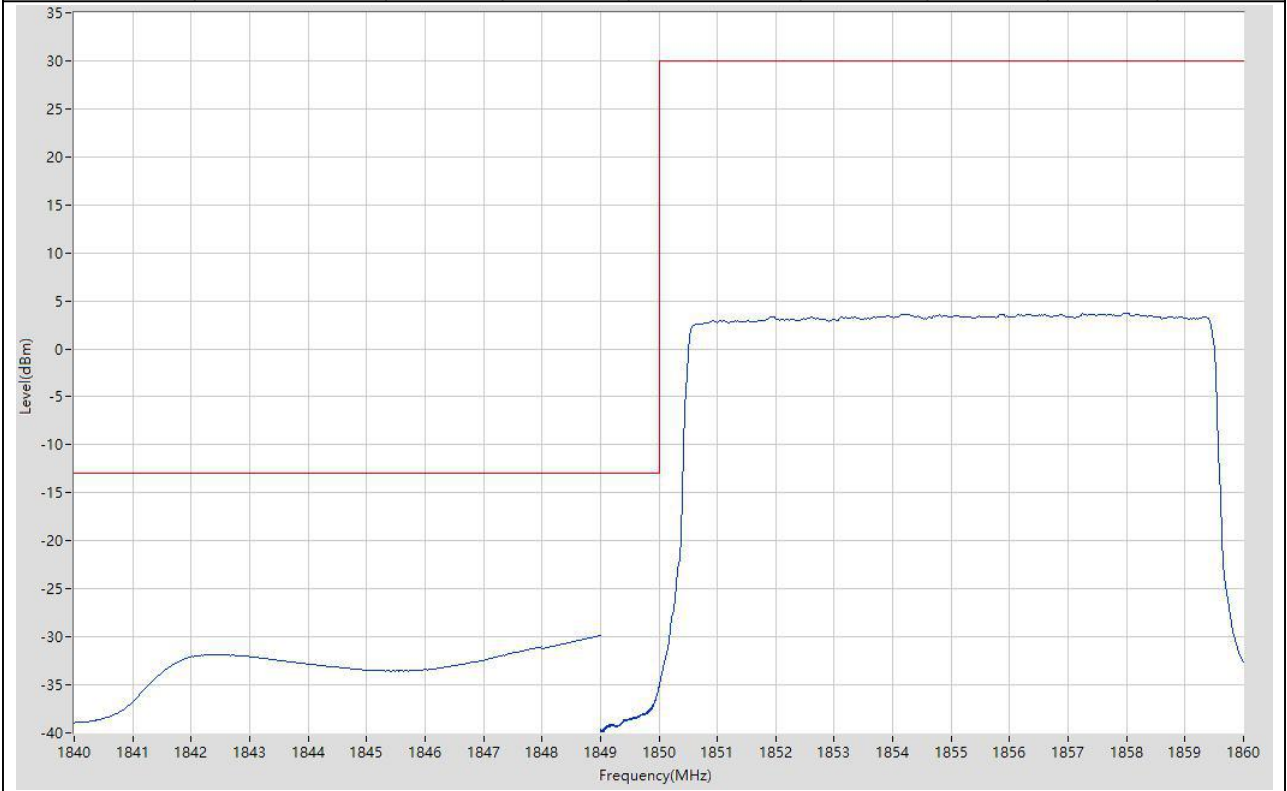
5.25. LTE Band Edge(NTNV)(Subtest:25, Channel:18650, Bandwidth:10, Modulation:QPSK, RB Number: 1, RB Position:LOW)

Start Frequency (MHz)	Stop Frequency (MHz)	RBW (MHz)	Detector	Frequency (MHz)	Power (dBm)	Limit (dBm)	Verdict	Sweep Point
1840	1848	1	RMS	1846.24	-38.46	-13	Pass	401
1848	1849	1	RMS	1849	-36.47	-13	Pass	2
1849	1850	0.1	RMS	1850	-22.81	-13	Pass	401
1850	1860	0.1	RMS	1850.575	21.26	30	Pass	401



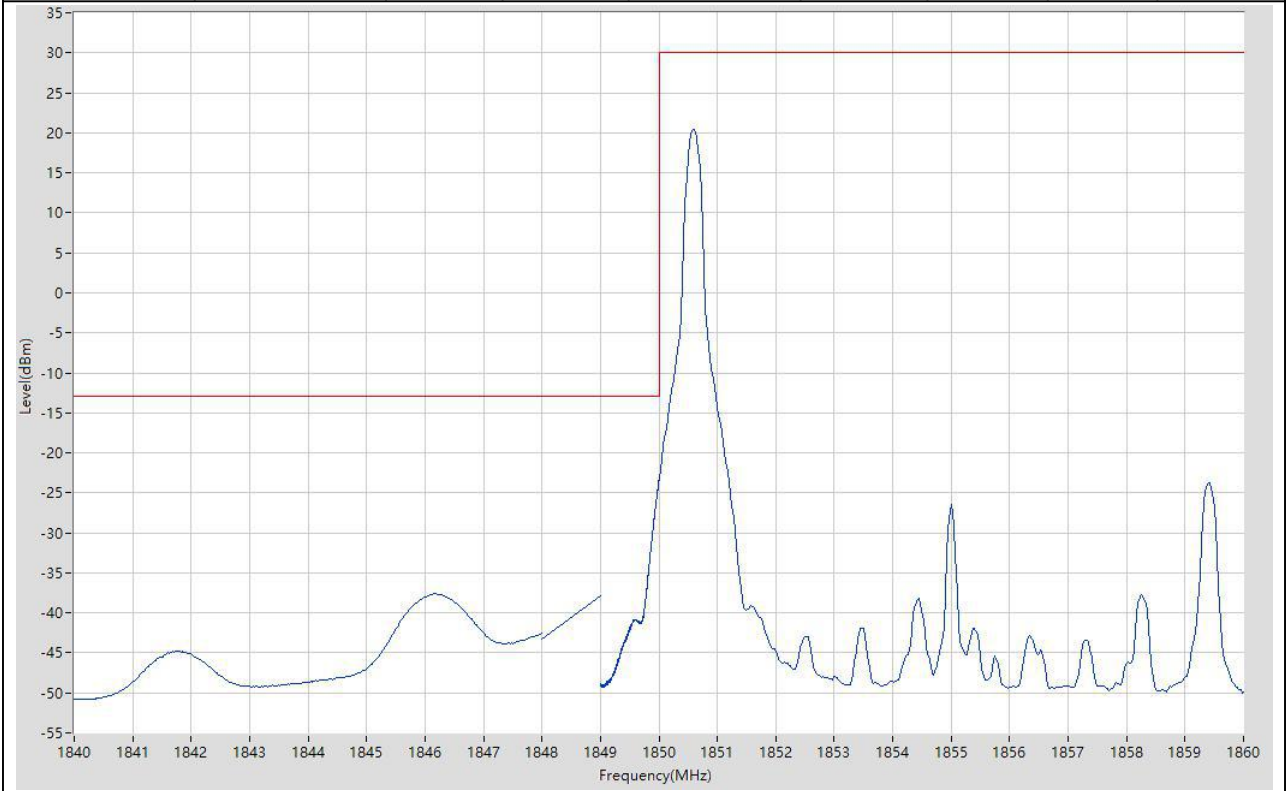
5.26. LTE Band Edge(NTNV)(Subtest:26, Channel:18650, Bandwidth:10, Modulation:QPSK, RB Number: 50, RB Position:LOW)

Start Frequency (MHz)	Stop Frequency (MHz)	RBW (MHz)	Detector	Frequency (MHz)	Power (dBm)	Limit (dBm)	Verdict	Sweep Point
1840	1848	1	RMS	1848	-31.03	-13	Pass	401
1848	1849	1	RMS	1849	-29.83	-13	Pass	2
1849	1850	0.1	RMS	1850	-35.07	-13	Pass	401
1850	1860	0.1	RMS	1857.975	3.75	30	Pass	401



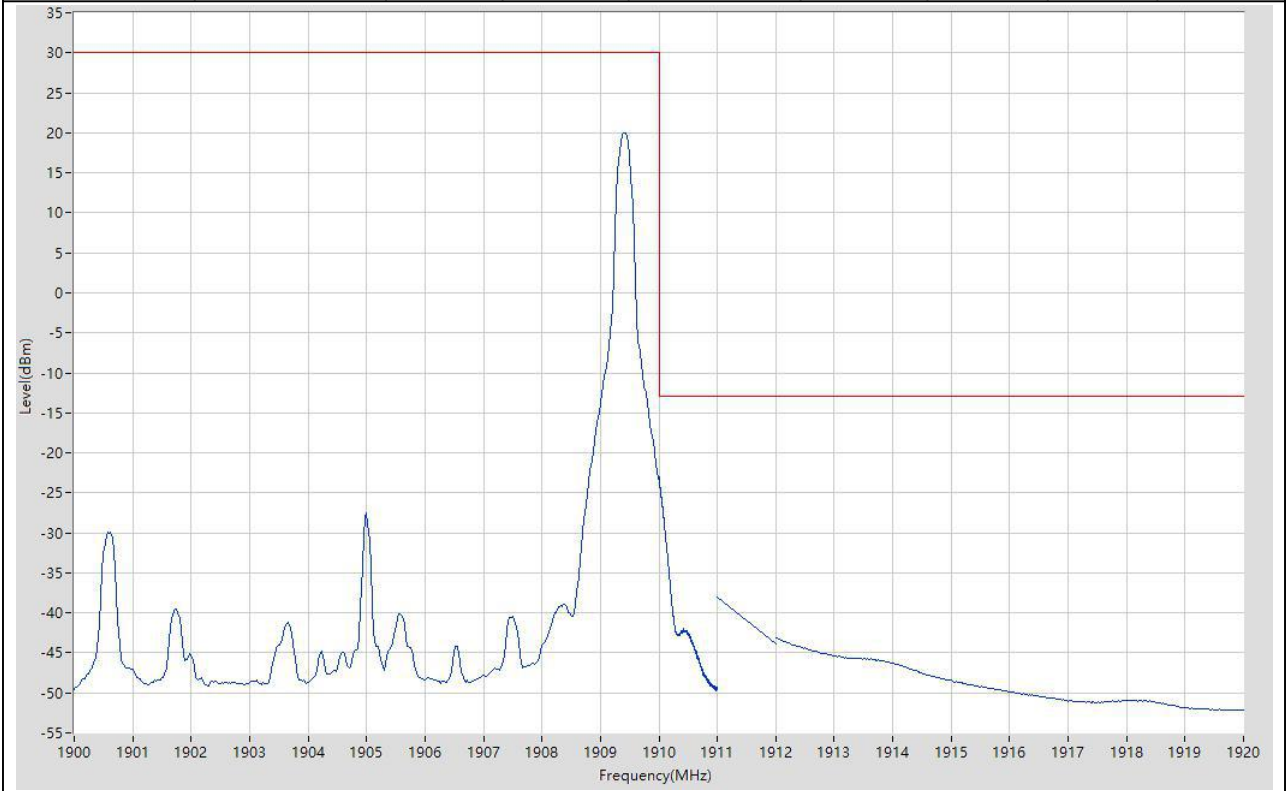
5.27. LTE Band Edge(NTNV)(Subtest:27, Channel:18650, Bandwidth:10, Modulation:Q16, RB Number: 1, RB Position:LOW)

Start Frequency (MHz)	Stop Frequency (MHz)	RBW (MHz)	Detector	Frequency (MHz)	Power (dBm)	Limit (dBm)	Verdict	Sweep Point
1840	1848	1	RMS	1846.16	-37.61	-13	Pass	401
1848	1849	1	RMS	1849	-37.84	-13	Pass	2
1849	1850	0.1	RMS	1850	-23.41	-13	Pass	401
1850	1860	0.1	RMS	1850.6	20.39	30	Pass	401



5.28. LTE Band Edge(NTNV)(Subtest:28, Channel:19150, Bandwidth:10, Modulation:QPSK, RB Number: 1, RB Position:HIGH)

Start Frequency (MHz)	Stop Frequency (MHz)	RBW (MHz)	Detector	Frequency (MHz)	Power (dBm)	Limit (dBm)	Verdict	Sweep Point
1900	1910	0.1	RMS	1909.4	20.02	30	Pass	401
1910	1911	0.1	RMS	1910	-22.99	-13	Pass	401
1911	1912	1	RMS	1911	-38.09	-13	Pass	2
1912	1920	1	RMS	1912	-43.1	-13	Pass	401



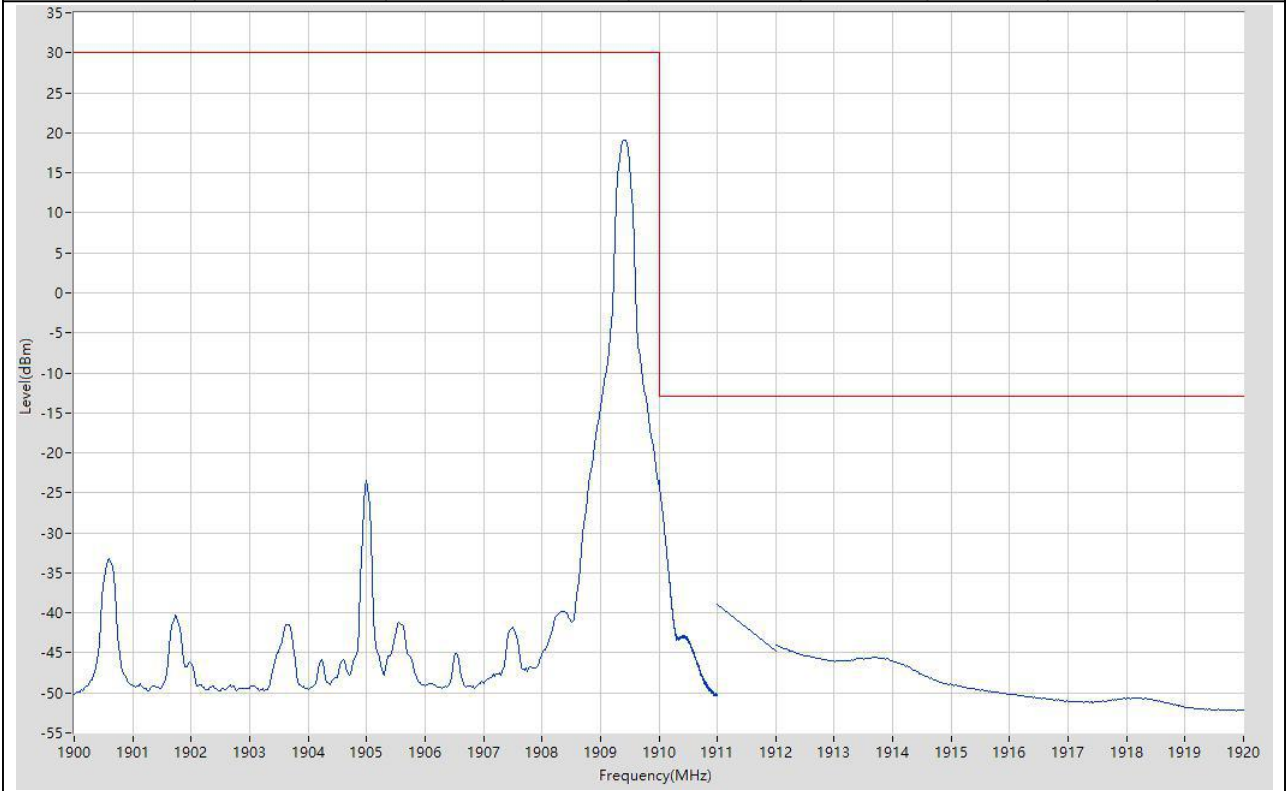
5.29. LTE Band Edge(NTNV)(Subtest:29, Channel:19150, Bandwidth:10, Modulation:QPSK, RB Number: 50, RB Position:HIGH)

Start Frequency (MHz)	Stop Frequency (MHz)	RBW (MHz)	Detector	Frequency (MHz)	Power (dBm)	Limit (dBm)	Verdict	Sweep Point
1900	1910	0.1	RMS	1903.825	3.02	30	Pass	401
1910	1911	0.1	RMS	1910	-36.39	-13	Pass	401
1911	1912	1	RMS	1911	-28.92	-13	Pass	2
1912	1920	1	RMS	1912	-30	-13	Pass	401



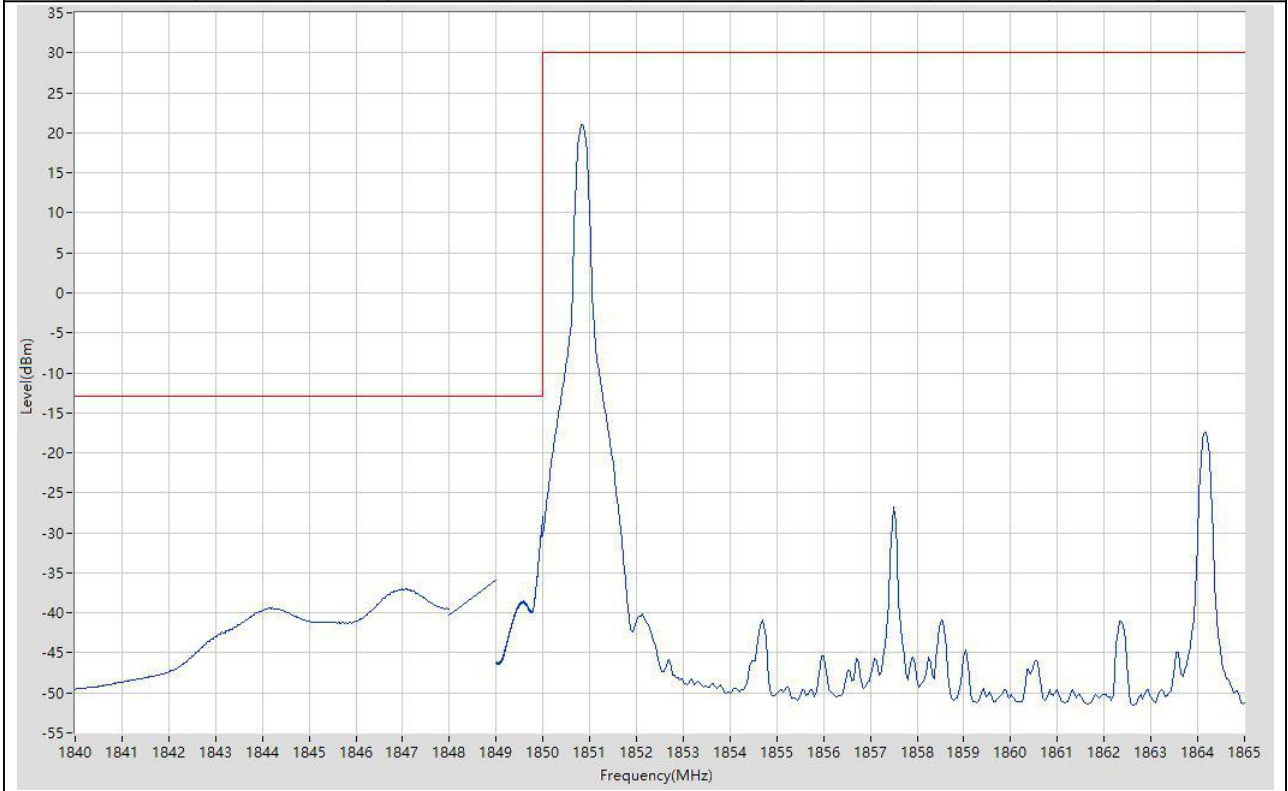
5.30. LTE Band Edge(NTNV)(Subtest:30, Channel:19150, Bandwidth:10, Modulation:Q16, RB Number: 1, RB Position:HIGH)

Start Frequency (MHz)	Stop Frequency (MHz)	RBW (MHz)	Detector	Frequency (MHz)	Power (dBm)	Limit (dBm)	Verdict	Sweep Point
1900	1910	0.1	RMS	1909.425	19.1	30	Pass	401
1910	1911	0.1	RMS	1910	-23.48	-13	Pass	401
1911	1912	1	RMS	1911	-38.95	-13	Pass	2
1912	1920	1	RMS	1912	-44.04	-13	Pass	401



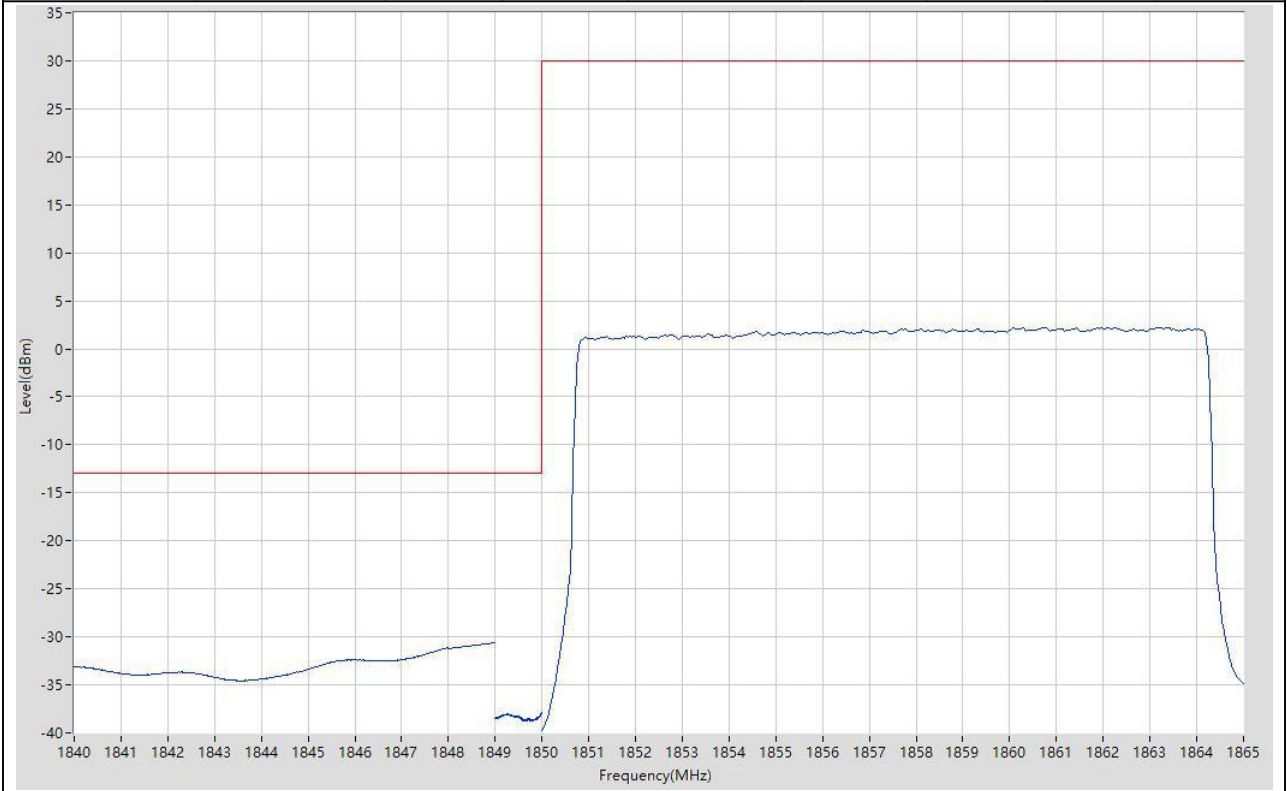
5.31. LTE Band Edge(NTNV)(Subtest:31, Channel:18675, Bandwidth:15, Modulation:QPSK, RB Number: 1, RB Position:LOW)

Start Frequency (MHz)	Stop Frequency (MHz)	RBW (MHz)	Detector	Frequency (MHz)	Power (dBm)	Limit (dBm)	Verdict	Sweep Point
1840	1848	1	RMS	1847	-37.02	-13	Pass	401
1848	1849	1	RMS	1849	-35.91	-13	Pass	2
1849	1850	0.15	RMS	1850	-28.02	-13	Pass	401
1850	1865	0.1	RMS	1850.825	21.09	30	Pass	401



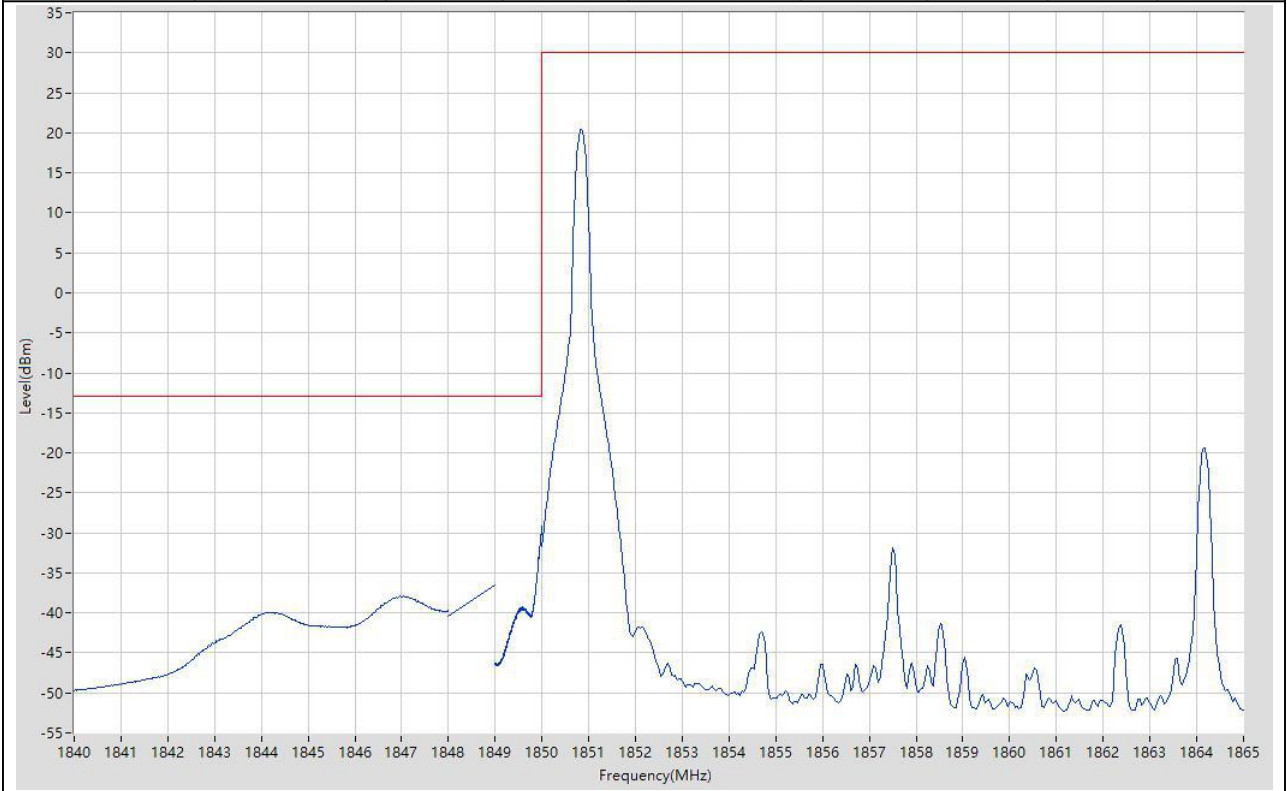
5.32. LTE Band Edge(NTNV)(Subtest:32, Channel:18675, Bandwidth:15, Modulation:QPSK, RB Number: 75, RB Position:LOW)

Start Frequency (MHz)	Stop Frequency (MHz)	RBW (MHz)	Detector	Frequency (MHz)	Power (dBm)	Limit (dBm)	Verdict	Sweep Point
1840	1848	1	RMS	1848	-31.13	-13	Pass	401
1848	1849	1	RMS	1849	-30.55	-13	Pass	2
1849	1850	0.15	RMS	1850	-37.89	-13	Pass	401
1850	1865	0.1	RMS	1860.725	2.22	30	Pass	401



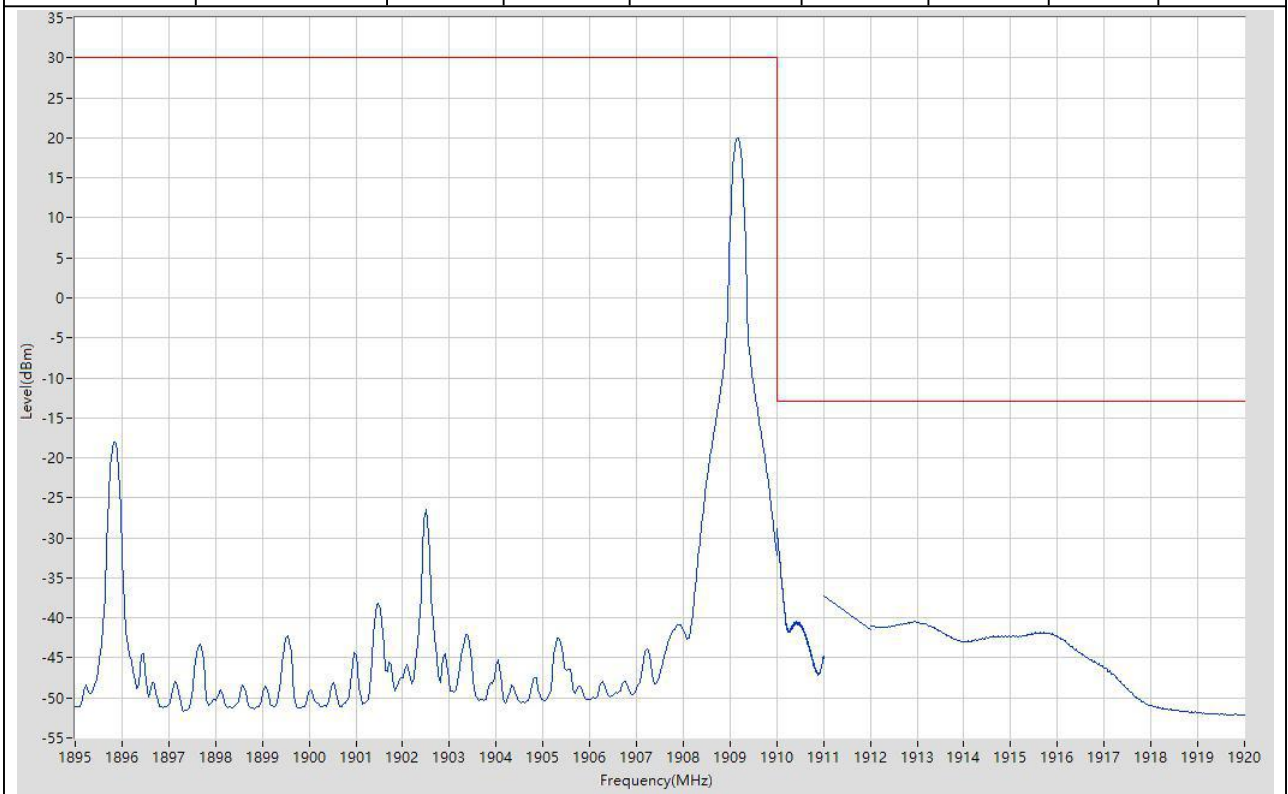
5.33. LTE Band Edge(NTNV)(Subtest:33, Channel:18675, Bandwidth:15, Modulation:Q16, RB Number: 1, RB Position:LOW)

Start Frequency (MHz)	Stop Frequency (MHz)	RBW (MHz)	Detector	Frequency (MHz)	Power (dBm)	Limit (dBm)	Verdict	Sweep Point
1840	1848	1	RMS	1847.04	-37.9	-13	Pass	401
1848	1849	1	RMS	1849	-36.55	-13	Pass	2
1849	1850	0.15	RMS	1850	-29.1	-13	Pass	401
1850	1865	0.1	RMS	1850.825	20.4	30	Pass	401



5.34. LTE Band Edge(NTNV)(Subtest:34, Channel:19125, Bandwidth:15, Modulation:QPSK, RB Number: 1, RB Position:HIGH)

Start Frequency (MHz)	Stop Frequency (MHz)	RBW (MHz)	Detector	Frequency (MHz)	Power (dBm)	Limit (dBm)	Verdict	Sweep Point
1895	1910	0.1	RMS	1909.175	19.94	30	Pass	401
1910	1911	0.15	RMS	1910.003	-28.9	-13	Pass	401
1911	1912	1	RMS	1911	-37.2	-13	Pass	2
1912	1920	1	RMS	1912.94	-40.49	-13	Pass	401



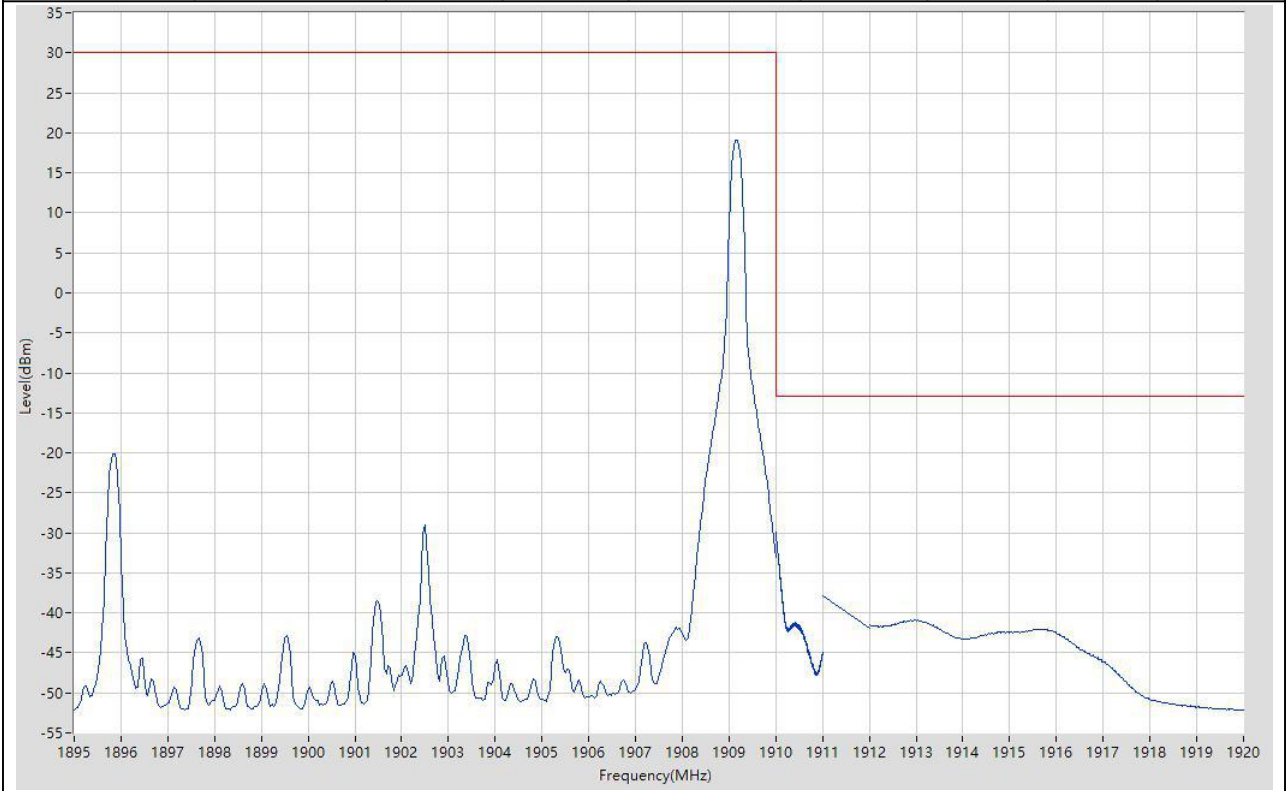
5.35. LTE Band Edge(NTNV)(Subtest:35, Channel:19125, Bandwidth:15, Modulation:QPSK, RB Number: 75, RB Position:HIGH)

Start Frequency (MHz)	Stop Frequency (MHz)	RBW (MHz)	Detector	Frequency (MHz)	Power (dBm)	Limit (dBm)	Verdict	Sweep Point
1895	1910	0.1	RMS	1901.825	1.51	30	Pass	401
1910	1911	0.15	RMS	1910.003	-37.4	-13	Pass	401
1911	1912	1	RMS	1912	-29.34	-13	Pass	2
1912	1920	1	RMS	1912.02	-29.31	-13	Pass	401



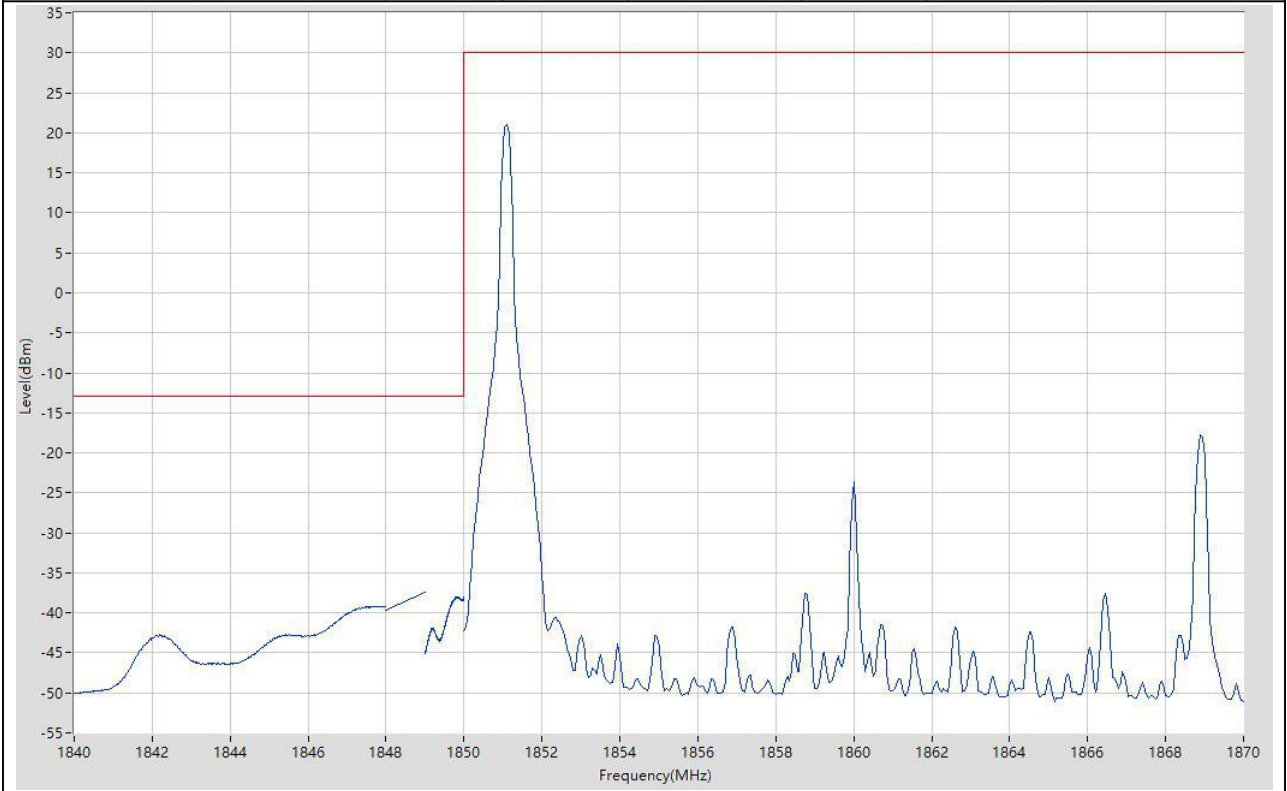
5.36. LTE Band Edge(NTNV)(Subtest:36, Channel:19125, Bandwidth:15, Modulation:Q16, RB Number: 1, RB Position:HIGH)

Start Frequency (MHz)	Stop Frequency (MHz)	RBW (MHz)	Detector	Frequency (MHz)	Power (dBm)	Limit (dBm)	Verdict	Sweep Point
1895	1910	0.1	RMS	1909.175	19.15	30	Pass	401
1910	1911	0.15	RMS	1910.003	-29.87	-13	Pass	401
1911	1912	1	RMS	1911	-37.82	-13	Pass	2
1912	1920	1	RMS	1912.96	-40.84	-13	Pass	401



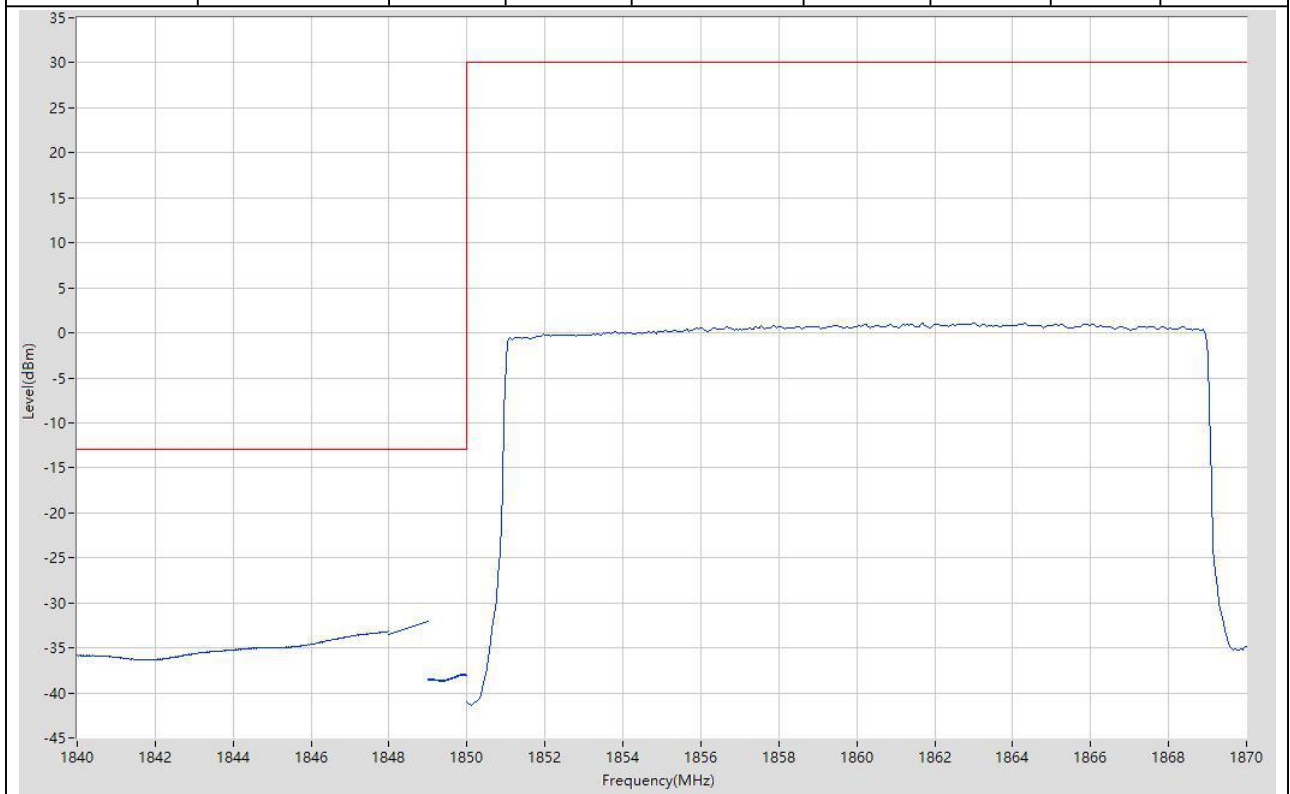
5.37. LTE Band Edge(NTNV)(Subtest:37, Channel:18700, Bandwidth:20, Modulation:QPSK, RB Number: 1, RB Position:LOW)

Start Frequency (MHz)	Stop Frequency (MHz)	RBW (MHz)	Detector	Frequency (MHz)	Power (dBm)	Limit (dBm)	Verdict	Sweep Point
1840	1848	1	RMS	1847.78	-39.16	-13	Pass	401
1848	1849	1	RMS	1849	-37.46	-13	Pass	2
1849	1850	0.2	RMS	1849.825	-37.98	-13	Pass	401
1850	1870	0.1	RMS	1851.1	21.01	30	Pass	401



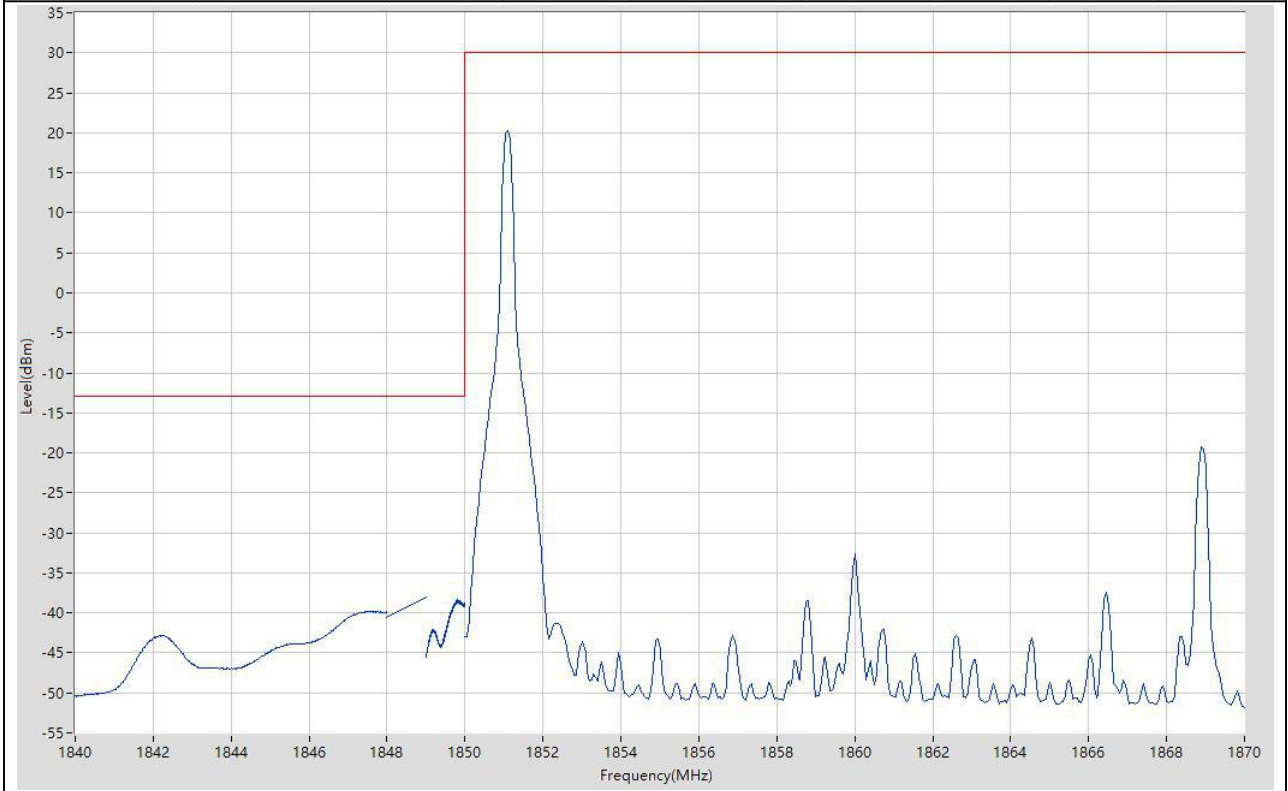
5.38. LTE Band Edge(NTNV)(Subtest:38, Channel:18700, Bandwidth:20, Modulation:QPSK, RB Number: 100, RB Position:LOW)

Start Frequency (MHz)	Stop Frequency (MHz)	RBW (MHz)	Detector	Frequency (MHz)	Power (dBm)	Limit (dBm)	Verdict	Sweep Point
1840	1848	1	RMS	1848	-33.17	-13	Pass	401
1848	1849	1	RMS	1849	-32.08	-13	Pass	2
1849	1850	0.2	RMS	1849.9	-37.93	-13	Pass	401
1850	1870	0.1	RMS	1864.3	1.06	30	Pass	401



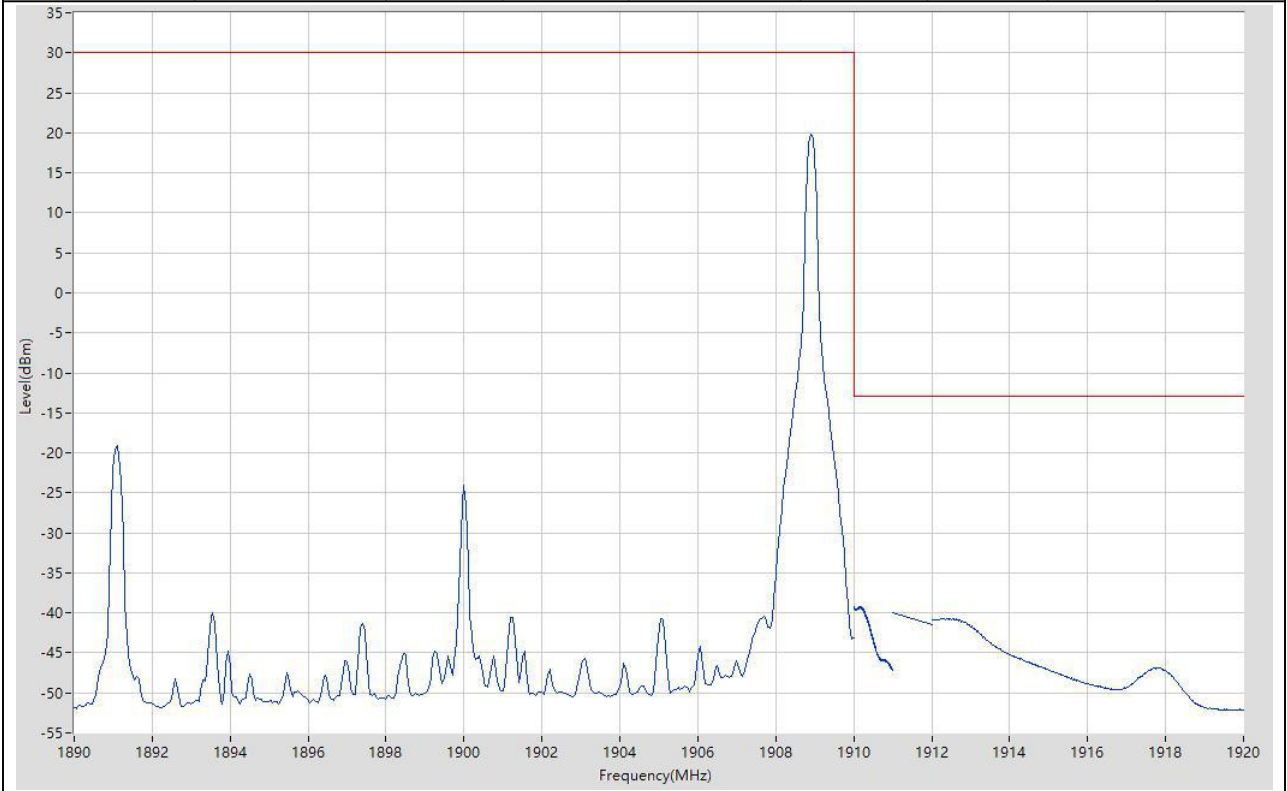
5.39. LTE Band Edge(NTNV)(Subtest:39, Channel:18700, Bandwidth:20, Modulation:Q16, RB Number: 1, RB Position:LOW)

Start Frequency (MHz)	Stop Frequency (MHz)	RBW (MHz)	Detector	Frequency (MHz)	Power (dBm)	Limit (dBm)	Verdict	Sweep Point
1840	1848	1	RMS	1847.52	-39.79	-13	Pass	401
1848	1849	1	RMS	1849	-38	-13	Pass	2
1849	1850	0.2	RMS	1849.82	-38.36	-13	Pass	401
1850	1870	0.1	RMS	1851.1	20.28	30	Pass	401



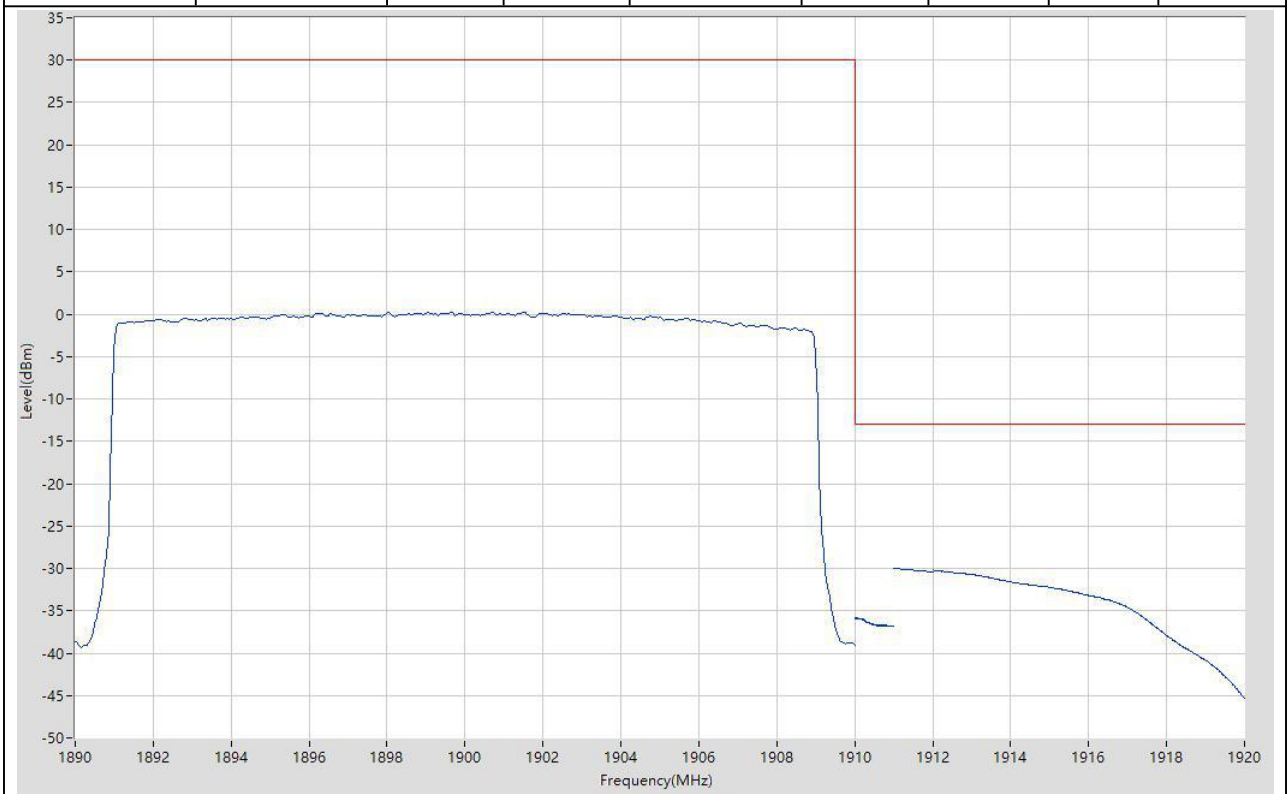
5.40. LTE Band Edge(NTNV)(Subtest:40, Channel:19100, Bandwidth:20, Modulation:QPSK, RB Number: 1, RB Position:HIGH)

Start Frequency (MHz)	Stop Frequency (MHz)	RBW (MHz)	Detector	Frequency (MHz)	Power (dBm)	Limit (dBm)	Verdict	Sweep Point
1890	1910	0.1	RMS	1908.9	19.83	30	Pass	401
1910	1911	0.2	RMS	1910	-39.21	-13	Pass	401
1911	1912	1	RMS	1911	-39.97	-13	Pass	2
1912	1920	1	RMS	1912.4	-40.68	-13	Pass	401



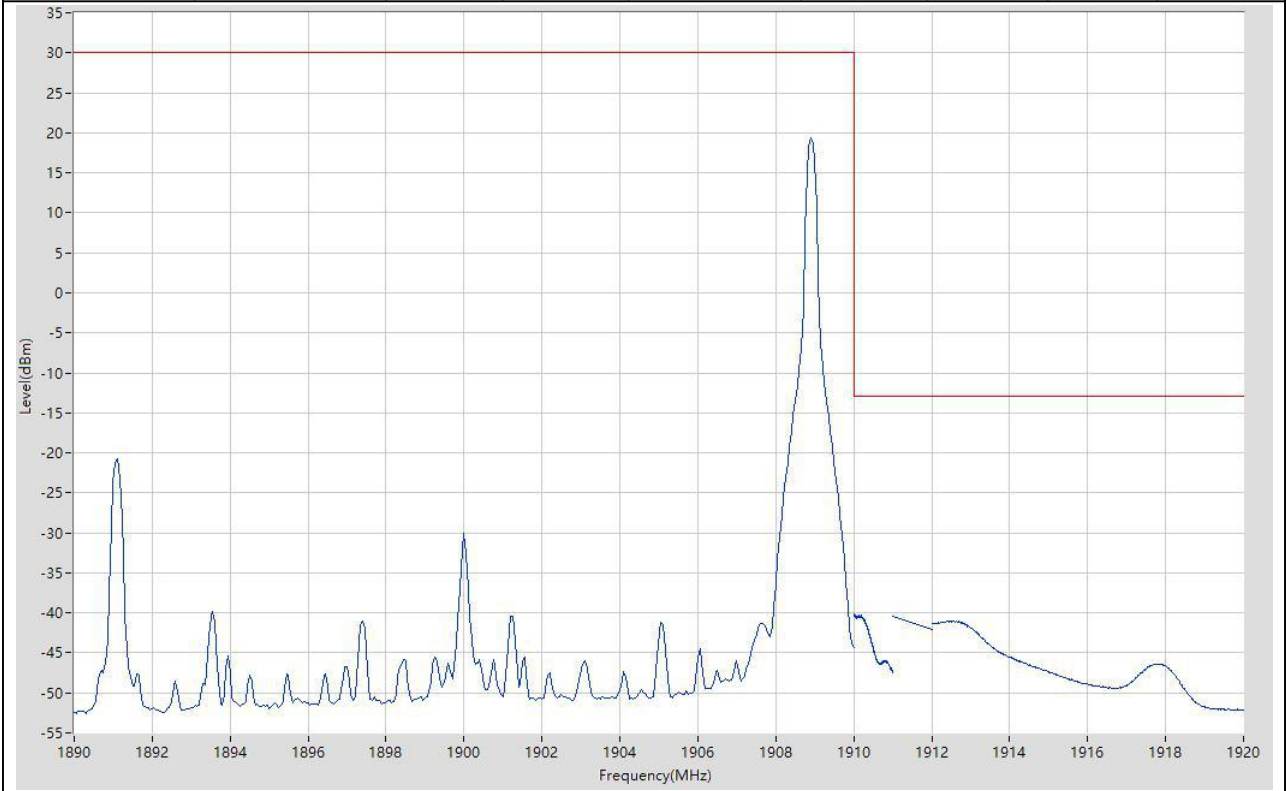
5.41. LTE Band Edge(NTNV)(Subtest:41, Channel:19100, Bandwidth:20, Modulation:QPSK, RB Number: 100, RB Position:HIGH)

Start Frequency (MHz)	Stop Frequency (MHz)	RBW (MHz)	Detector	Frequency (MHz)	Power (dBm)	Limit (dBm)	Verdict	Sweep Point
1890	1910	0.1	RMS	1901.5	0.21	30	Pass	401
1910	1911	0.2	RMS	1910.01	-35.85	-13	Pass	401
1911	1912	1	RMS	1911	-30.03	-13	Pass	2
1912	1920	1	RMS	1912.02	-30.19	-13	Pass	401



5.42. LTE Band Edge(NTNV)(Subtest:42, Channel:19100, Bandwidth:20, Modulation:Q16, RB Number: 1, RB Position:HIGH)

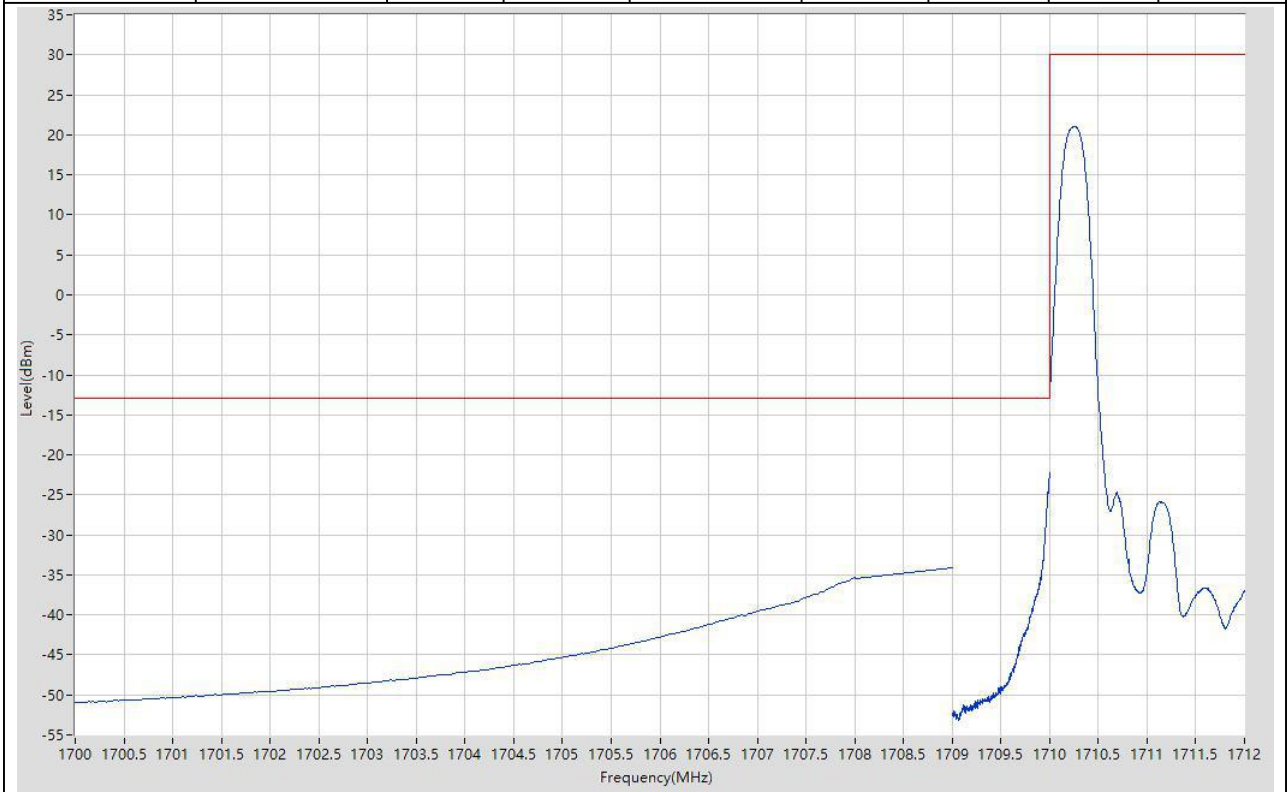
Start Frequency (MHz)	Stop Frequency (MHz)	RBW (MHz)	Detector	Frequency (MHz)	Power (dBm)	Limit (dBm)	Verdict	Sweep Point
1890	1910	0.1	RMS	1908.9	19.37	30	Pass	401
1910	1911	0.2	RMS	1910.005	-40.09	-13	Pass	401
1911	1912	1	RMS	1911	-40.48	-13	Pass	2
1912	1920	1	RMS	1912.46	-40.98	-13	Pass	401



6. LTE_Band4

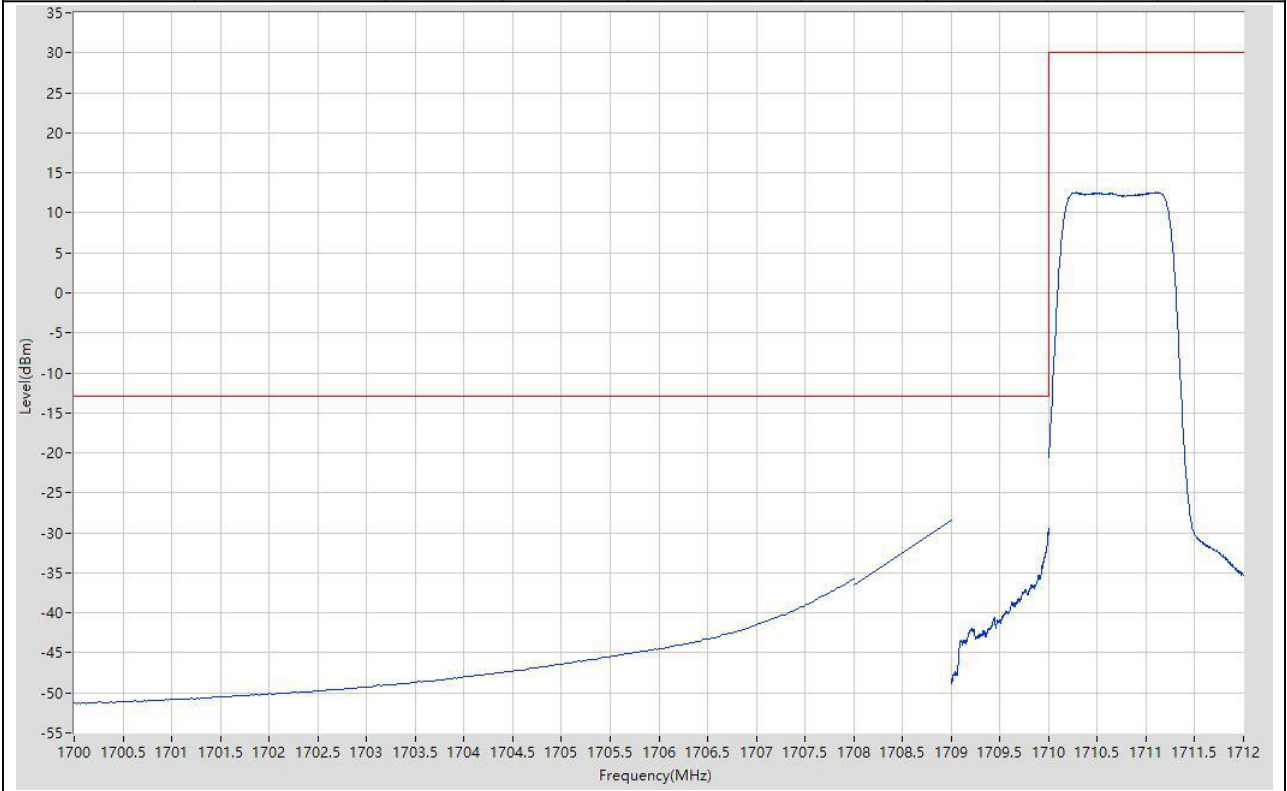
6.1. LTE Band Edge(NTNV)(Subtest:1, Channel:19957, Bandwidth:1.4, Modulation:QPSK, RB Number: 1, RB Position:LOW)

Start Frequency (MHz)	Stop Frequency (MHz)	RBW (MHz)	Detector	Frequency (MHz)	Power (dBm)	Limit (dBm)	Verdict	Sweep Point
1700	1708	1	RMS	1708	-35.29	-13	Pass	401
1708	1709	1	RMS	1709	-34.12	-13	Pass	2
1709	1710	0.02	RMS	1710	-22.26	-13	Pass	401
1710	1712	0.1	RMS	1710.26	21.05	30	Pass	401



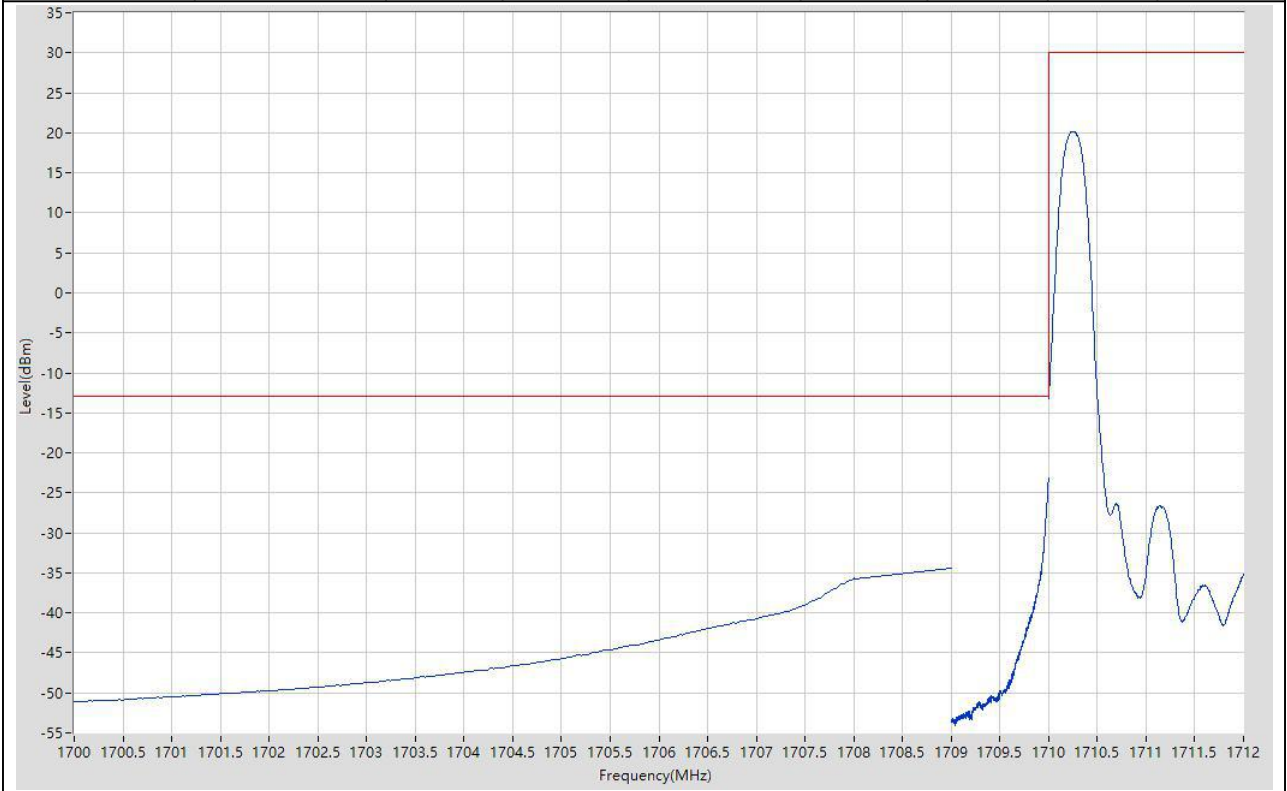
6.2. LTE Band Edge(NTNV)(Subtest:2, Channel:19957, Bandwidth:1.4, Modulation:QPSK, RB Number: 6, RB Position:LOW)

Start Frequency (MHz)	Stop Frequency (MHz)	RBW (MHz)	Detector	Frequency (MHz)	Power (dBm)	Limit (dBm)	Verdict	Sweep Point
1700	1708	1	RMS	1708	-35.8	-13	Pass	401
1708	1709	1	RMS	1709	-28.35	-13	Pass	2
1709	1710	0.02	RMS	1710	-29.53	-13	Pass	401
1710	1712	0.1	RMS	1710.28	12.56	30	Pass	401



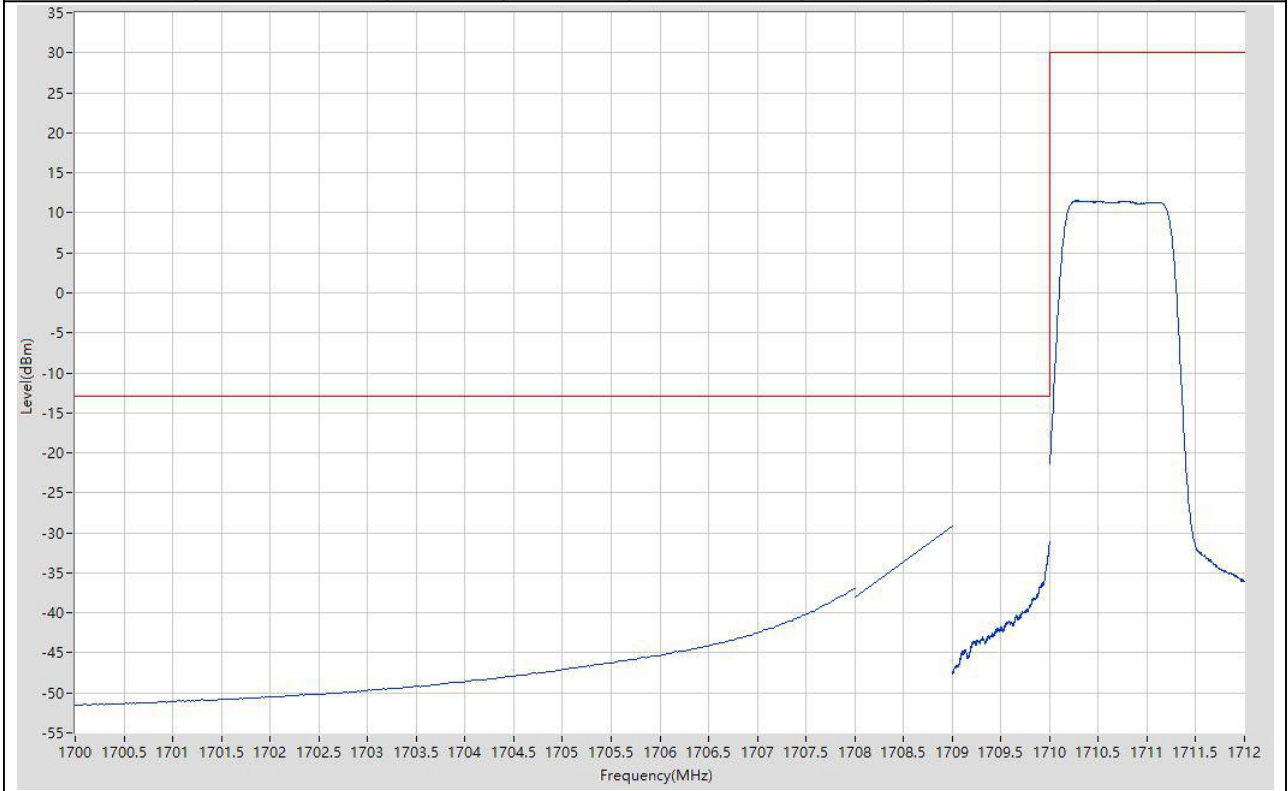
6.3. LTE Band Edge(NTNV)(Subtest:3, Channel:19957, Bandwidth:1.4, Modulation:Q16, RB Number: 1, RB Position:LOW)

Start Frequency (MHz)	Stop Frequency (MHz)	RBW (MHz)	Detector	Frequency (MHz)	Power (dBm)	Limit (dBm)	Verdict	Sweep Point
1700	1708	1	RMS	1708	-35.64	-13	Pass	401
1708	1709	1	RMS	1709	-34.48	-13	Pass	2
1709	1710	0.02	RMS	1710	-23.09	-13	Pass	401
1710	1712	0.1	RMS	1710.255	20.19	30	Pass	401



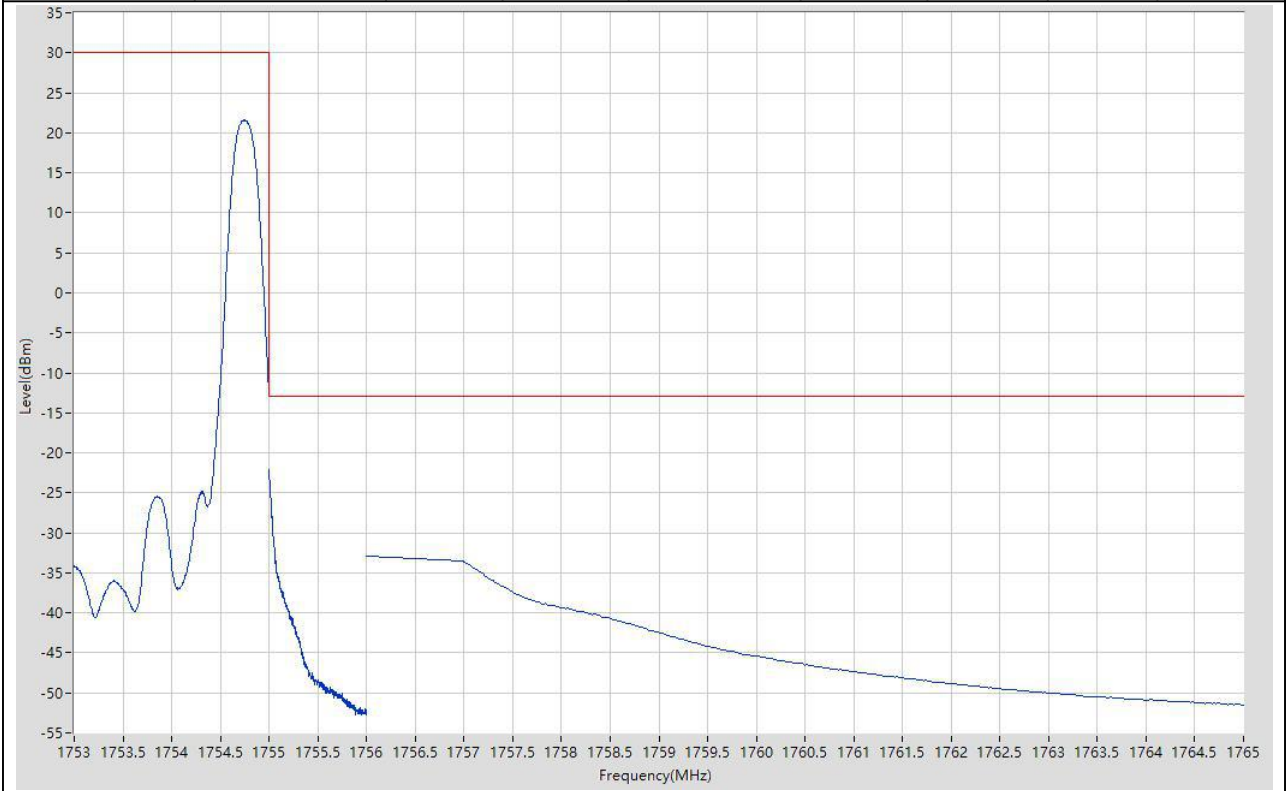
6.4. LTE Band Edge(NTNV)(Subtest:4, Channel:19957, Bandwidth:1.4, Modulation:Q16, RB Number: 6, RB Position:LOW)

Start Frequency (MHz)	Stop Frequency (MHz)	RBW (MHz)	Detector	Frequency (MHz)	Power (dBm)	Limit (dBm)	Verdict	Sweep Point
1700	1708	1	RMS	1708	-36.94	-13	Pass	401
1708	1709	1	RMS	1709	-29.15	-13	Pass	2
1709	1710	0.02	RMS	1710	-31.06	-13	Pass	401
1710	1712	0.1	RMS	1710.285	11.5	30	Pass	401



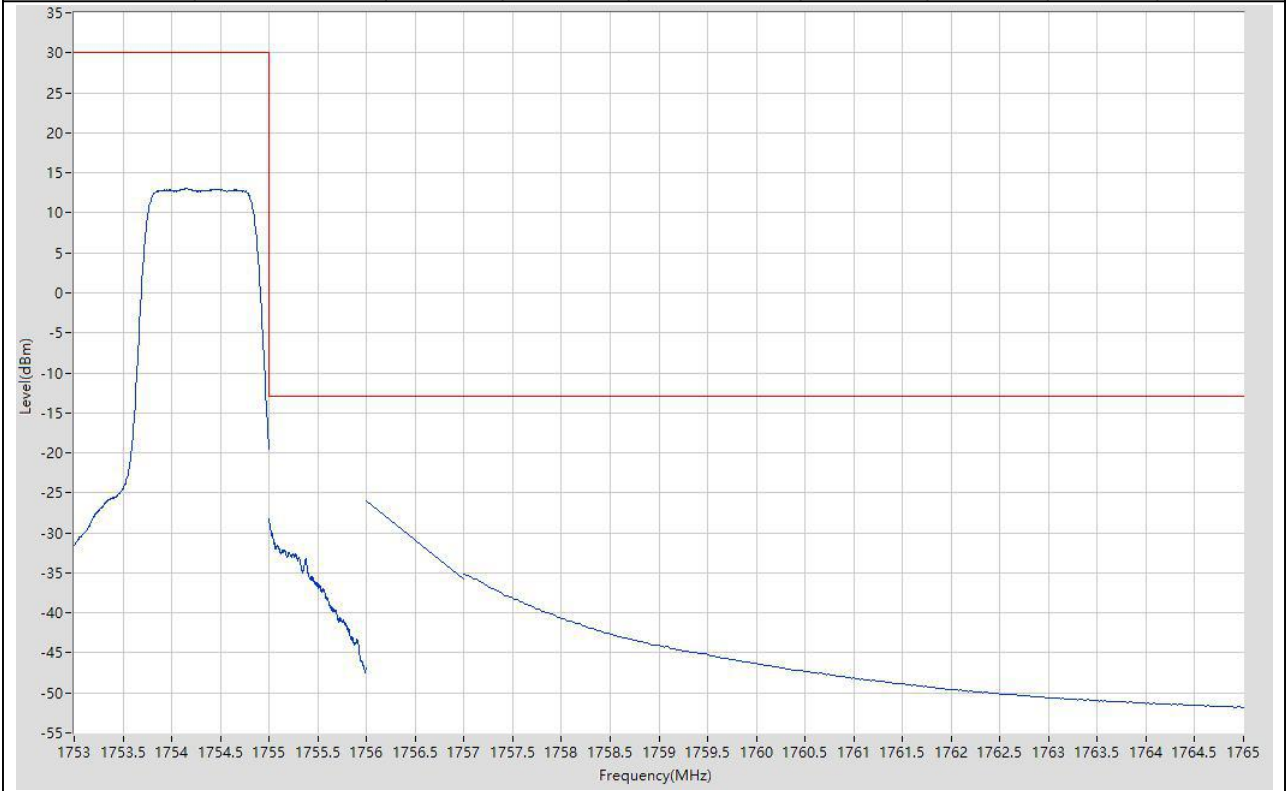
6.5. LTE Band Edge(NTNV)(Subtest:5, Channel:20393, Bandwidth:1.4, Modulation:QPSK, RB Number: 1, RB Position:HIGH)

Start Frequency (MHz)	Stop Frequency (MHz)	RBW (MHz)	Detector	Frequency (MHz)	Power (dBm)	Limit (dBm)	Verdict	Sweep Point
1753	1755	0.1	RMS	1754.745	21.58	30	Pass	401
1755	1756	0.02	RMS	1755	-22.04	-13	Pass	401
1756	1757	1	RMS	1756	-32.91	-13	Pass	2
1757	1765	1	RMS	1757	-33.65	-13	Pass	401



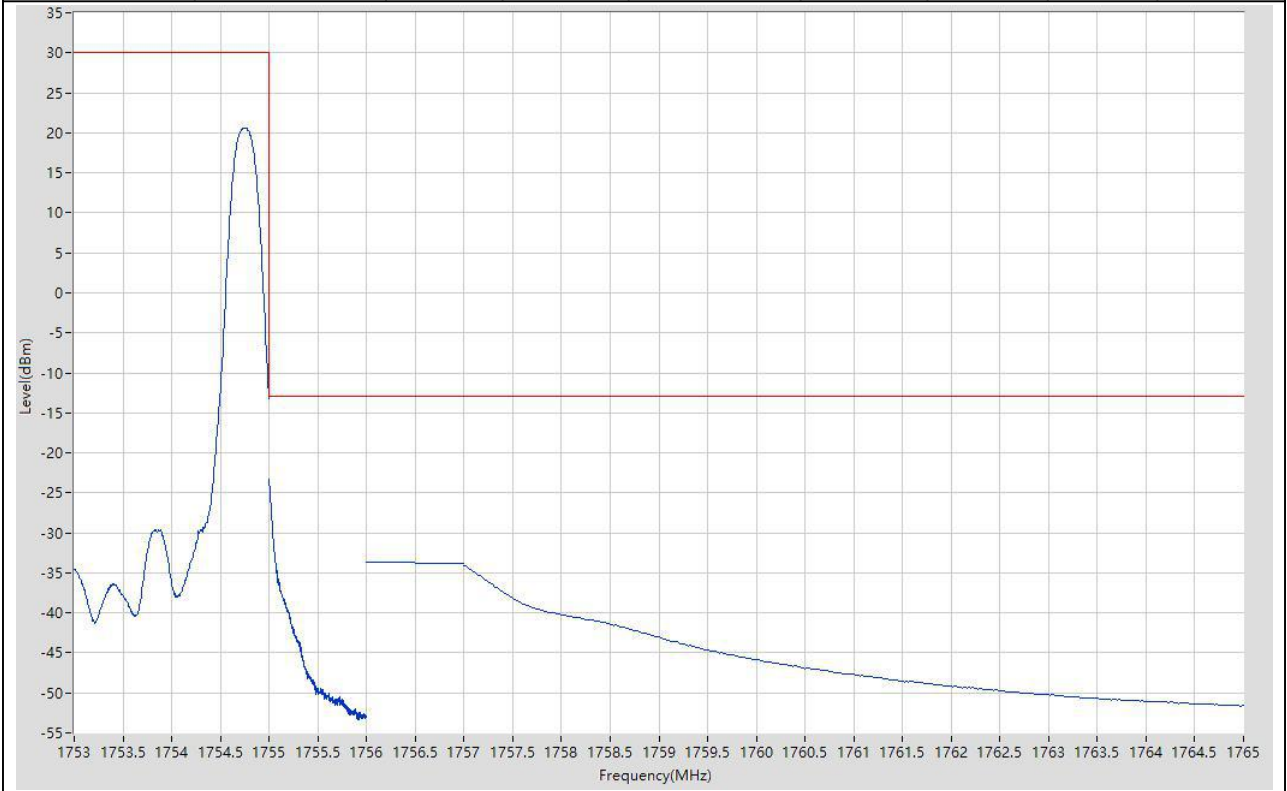
6.6. LTE Band Edge(NTNV)(Subtest:6, Channel:20393, Bandwidth:1.4, Modulation:QPSK, RB Number: 6, RB Position:HIGH)

Start Frequency (MHz)	Stop Frequency (MHz)	RBW (MHz)	Detector	Frequency (MHz)	Power (dBm)	Limit (dBm)	Verdict	Sweep Point
1753	1755	0.1	RMS	1754.165	13.03	30	Pass	401
1755	1756	0.02	RMS	1755	-28.29	-13	Pass	401
1756	1757	1	RMS	1756	-26.04	-13	Pass	2
1757	1765	1	RMS	1757	-35.09	-13	Pass	401



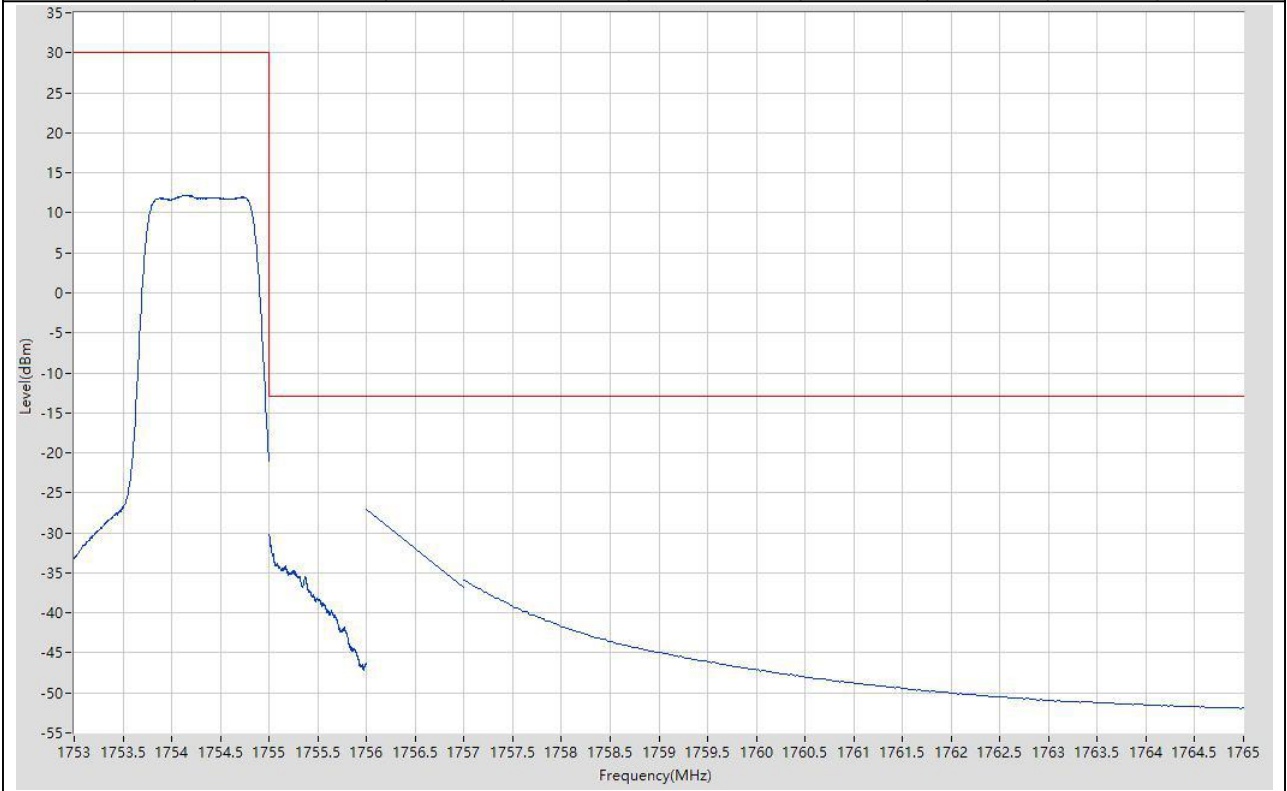
6.7. LTE Band Edge(NTNV)(Subtest:7, Channel:20393, Bandwidth:1.4, Modulation:Q16, RB Number: 1, RB Position:HIGH)

Start Frequency (MHz)	Stop Frequency (MHz)	RBW (MHz)	Detector	Frequency (MHz)	Power (dBm)	Limit (dBm)	Verdict	Sweep Point
1753	1755	0.1	RMS	1754.75	20.63	30	Pass	401
1755	1756	0.02	RMS	1755	-23.27	-13	Pass	401
1756	1757	1	RMS	1756	-33.73	-13	Pass	2
1757	1765	1	RMS	1757	-34.07	-13	Pass	401



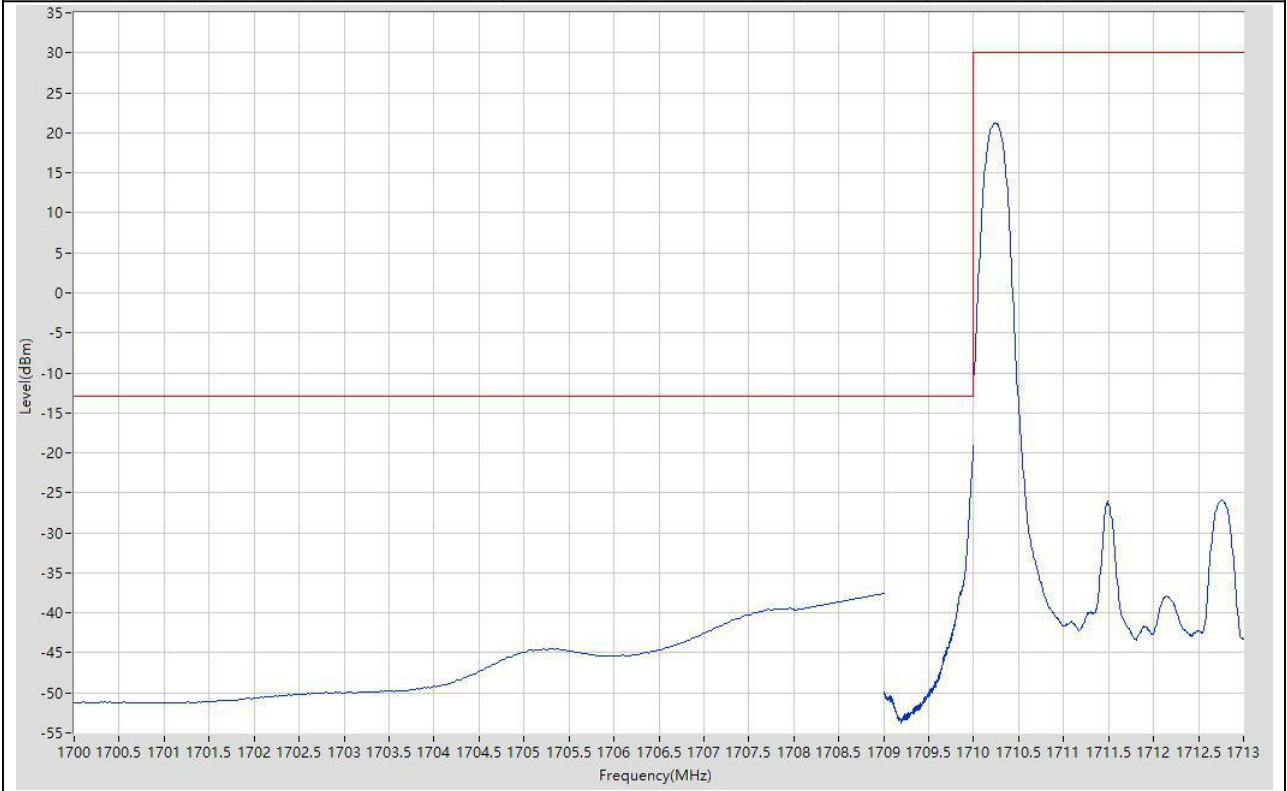
6.8. LTE Band Edge(NTNV)(Subtest:8, Channel:20393, Bandwidth:1.4, Modulation:Q16, RB Number: 6, RB Position:HIGH)

Start Frequency (MHz)	Stop Frequency (MHz)	RBW (MHz)	Detector	Frequency (MHz)	Power (dBm)	Limit (dBm)	Verdict	Sweep Point
1753	1755	0.1	RMS	1754.165	12.22	30	Pass	401
1755	1756	0.02	RMS	1755	-30.14	-13	Pass	401
1756	1757	1	RMS	1756	-27.11	-13	Pass	2
1757	1765	1	RMS	1757	-35.91	-13	Pass	401



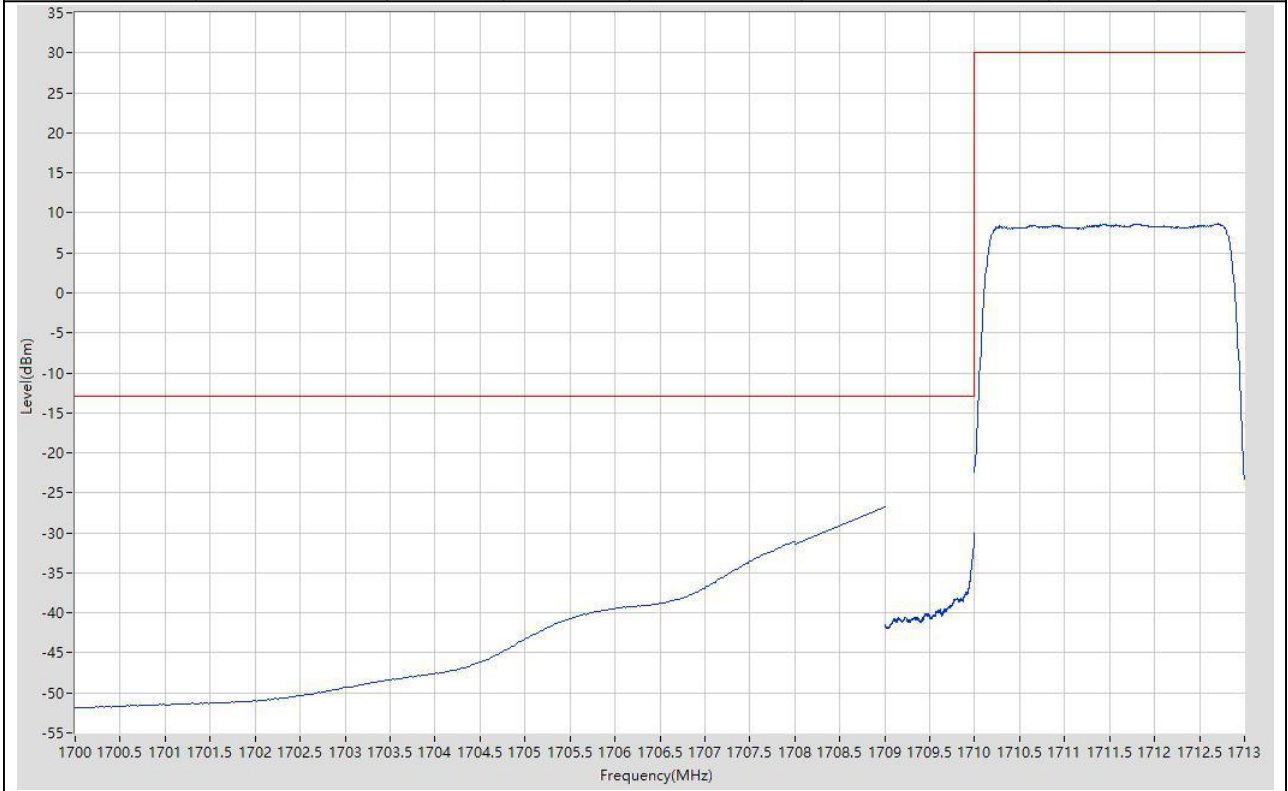
6.9. LTE Band Edge(NTNV)(Subtest:9, Channel:19965, Bandwidth:3, Modulation:QPSK, RB Number: 1, RB Position:LOW)

Start Frequency (MHz)	Stop Frequency (MHz)	RBW (MHz)	Detector	Frequency (MHz)	Power (dBm)	Limit (dBm)	Verdict	Sweep Point
1700	1708	1	RMS	1707.96	-39.43	-13	Pass	401
1708	1709	1	RMS	1709	-37.52	-13	Pass	2
1709	1710	0.03	RMS	1710	-19.05	-13	Pass	401
1710	1713	0.1	RMS	1710.24	21.18	30	Pass	401



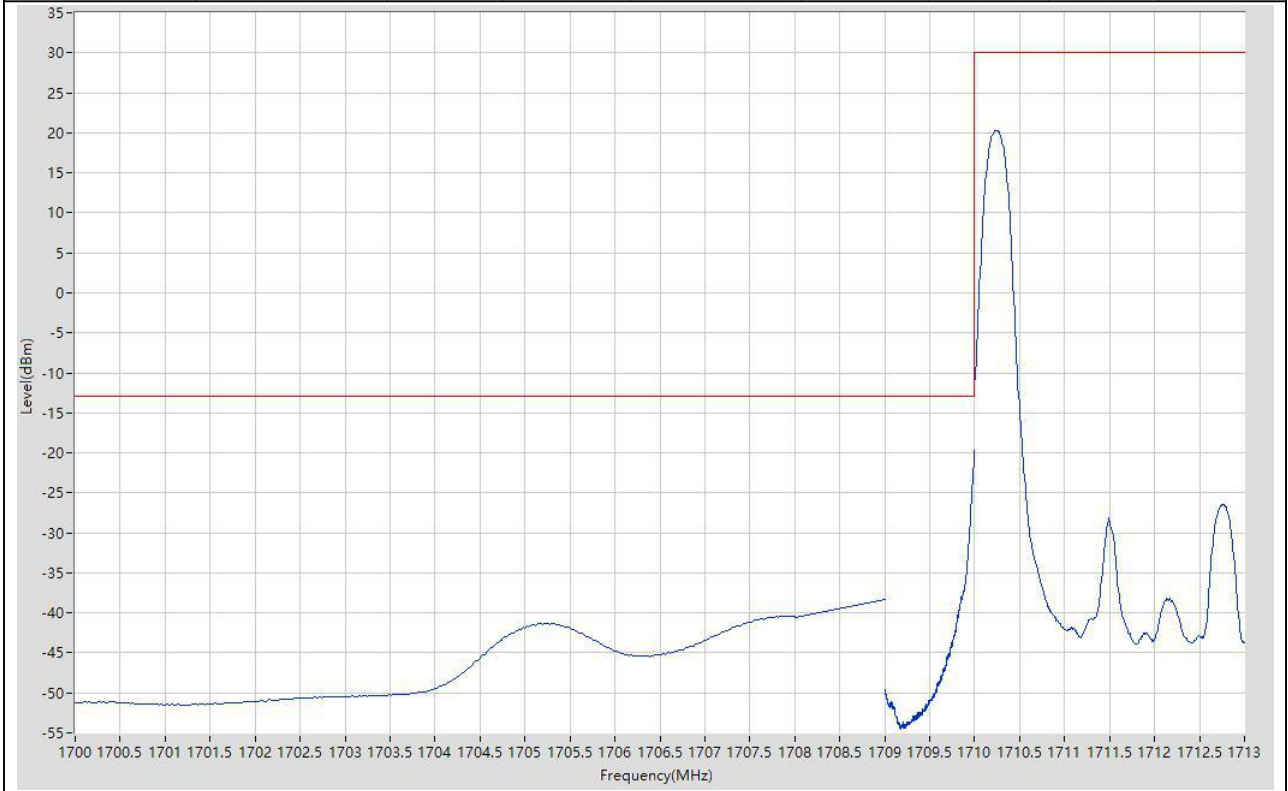
6.10. LTE Band Edge(NTNV)(Subtest:10, Channel:19965, Bandwidth:3, Modulation:QPSK, RB Number: 15, RB Position:LOW)

Start Frequency (MHz)	Stop Frequency (MHz)	RBW (MHz)	Detector	Frequency (MHz)	Power (dBm)	Limit (dBm)	Verdict	Sweep Point
1700	1708	1	RMS	1707.98	-31.09	-13	Pass	401
1708	1709	1	RMS	1709	-26.74	-13	Pass	2
1709	1710	0.03	RMS	1710	-30.04	-13	Pass	401
1710	1713	0.1	RMS	1712.7	8.65	30	Pass	401



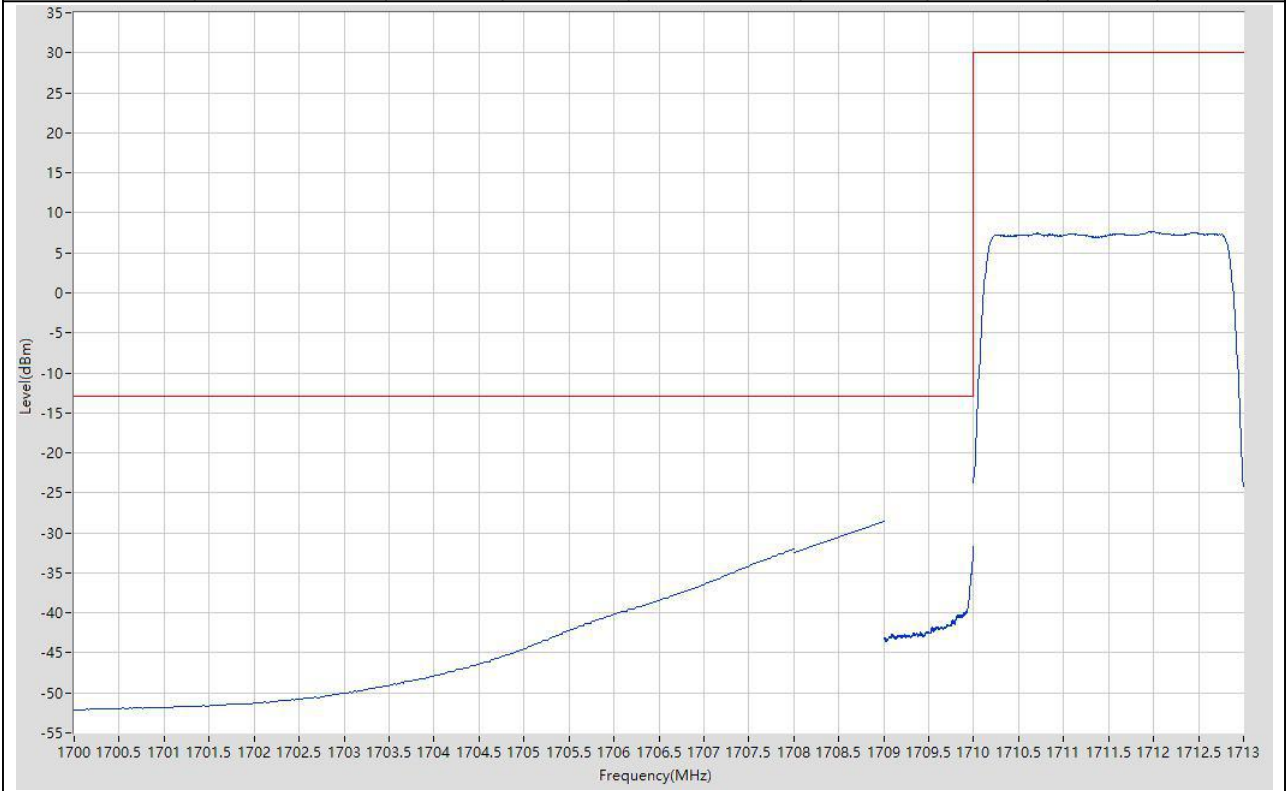
6.11. LTE Band Edge(NTNV)(Subtest:11, Channel:19965, Bandwidth:3, Modulation:Q16, RB Number: 1, RB Position:LOW)

Start Frequency (MHz)	Stop Frequency (MHz)	RBW (MHz)	Detector	Frequency (MHz)	Power (dBm)	Limit (dBm)	Verdict	Sweep Point
1700	1708	1	RMS	1707.94	-40.36	-13	Pass	401
1708	1709	1	RMS	1709	-38.32	-13	Pass	2
1709	1710	0.03	RMS	1710	-19.67	-13	Pass	401
1710	1713	0.1	RMS	1710.248	20.34	30	Pass	401



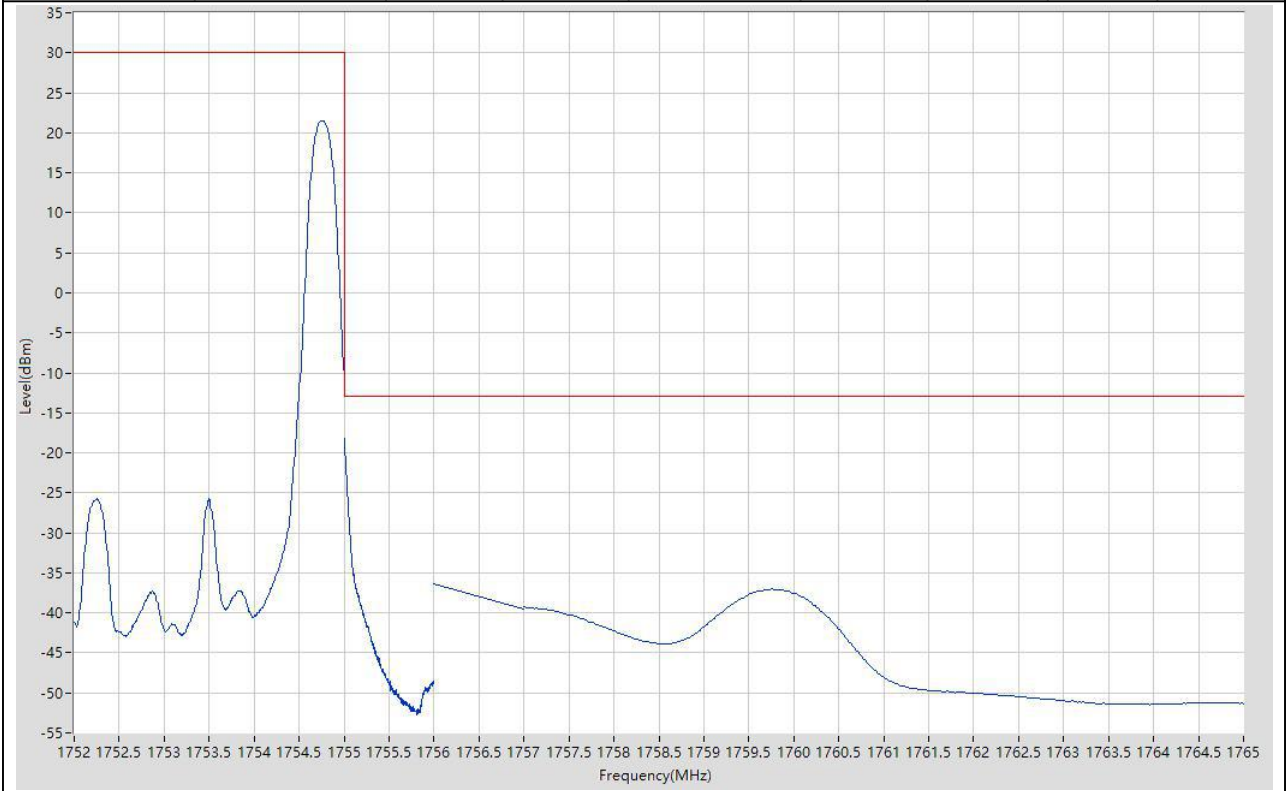
6.12. LTE Band Edge(NTNV)(Subtest:12, Channel:19965, Bandwidth:3, Modulation:Q16, RB Number: 15, RB Position:LOW)

Start Frequency (MHz)	Stop Frequency (MHz)	RBW (MHz)	Detector	Frequency (MHz)	Power (dBm)	Limit (dBm)	Verdict	Sweep Point
1700	1708	1	RMS	1708	-32.02	-13	Pass	401
1708	1709	1	RMS	1709	-28.53	-13	Pass	2
1709	1710	0.03	RMS	1710	-31.73	-13	Pass	401
1710	1713	0.1	RMS	1711.988	7.69	30	Pass	401



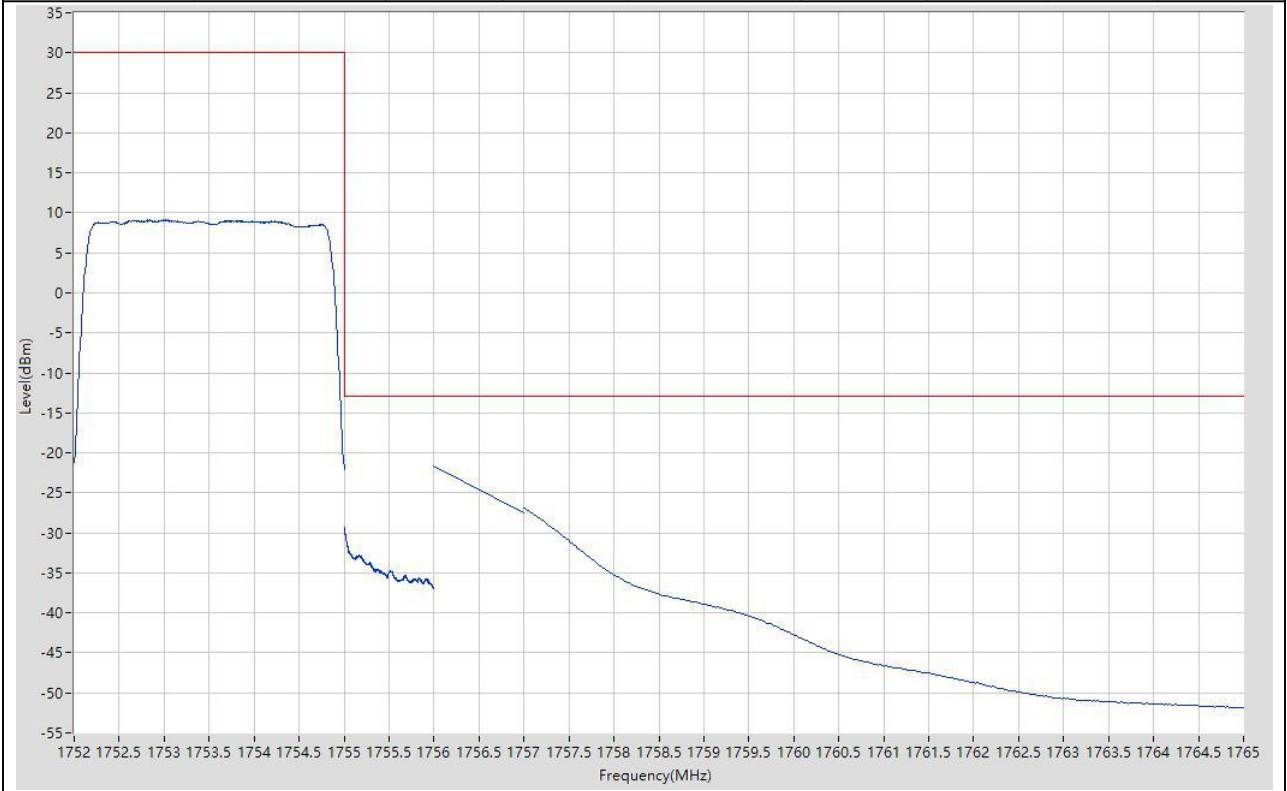
6.13. LTE Band Edge(NTNV)(Subtest:13, Channel:20385, Bandwidth:3, Modulation:QPSK, RB Number: 1, RB Position:HIGH)

Start Frequency (MHz)	Stop Frequency (MHz)	RBW (MHz)	Detector	Frequency (MHz)	Power (dBm)	Limit (dBm)	Verdict	Sweep Point
1752	1755	0.1	RMS	1754.753	21.55	30	Pass	401
1755	1756	0.03	RMS	1755	-18.13	-13	Pass	401
1756	1757	1	RMS	1756	-36.35	-13	Pass	2
1757	1765	1	RMS	1759.76	-37.04	-13	Pass	401



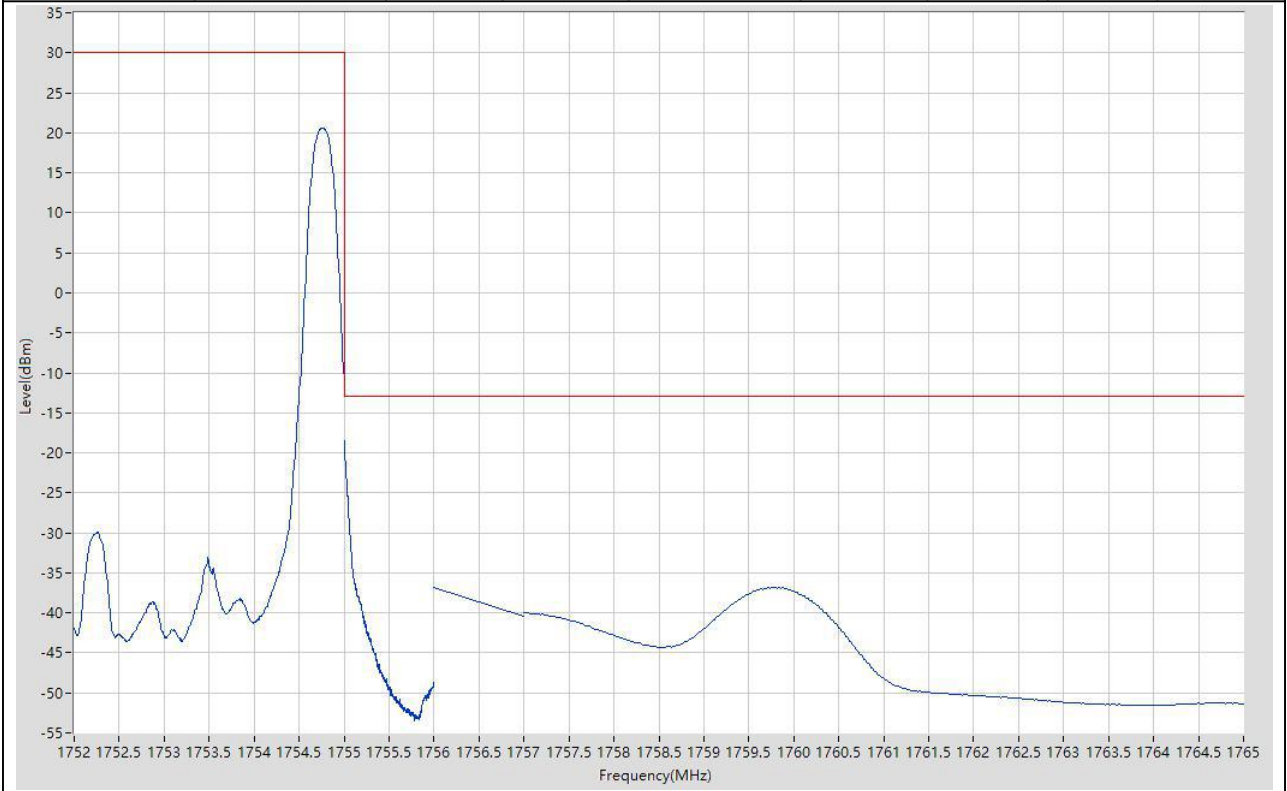
6.14. LTE Band Edge(NTNV)(Subtest:14, Channel:20385, Bandwidth:3, Modulation:QPSK, RB Number: 15, RB Position:HIGH)

Start Frequency (MHz)	Stop Frequency (MHz)	RBW (MHz)	Detector	Frequency (MHz)	Power (dBm)	Limit (dBm)	Verdict	Sweep Point
1752	1755	0.1	RMS	1753.013	9.15	30	Pass	401
1755	1756	0.03	RMS	1755	-29.25	-13	Pass	401
1756	1757	1	RMS	1756	-21.69	-13	Pass	2
1757	1765	1	RMS	1757	-26.85	-13	Pass	401



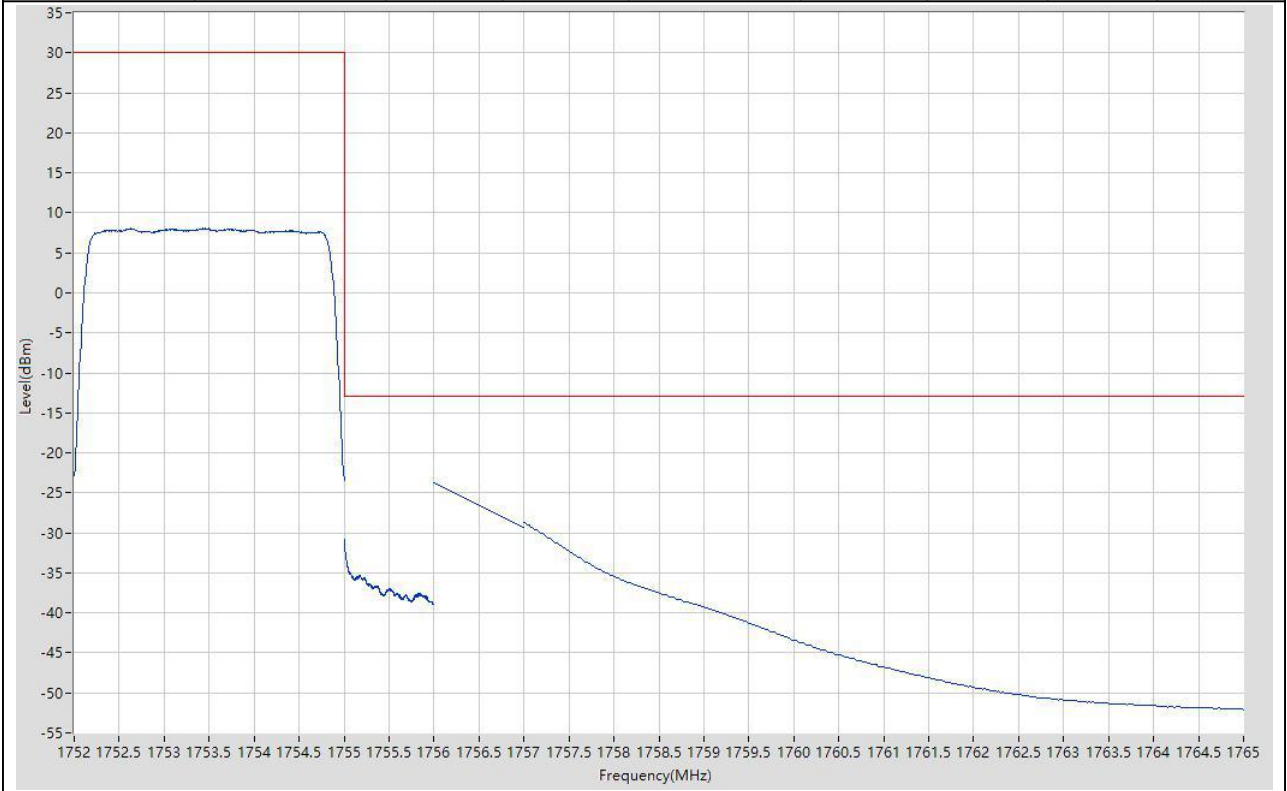
6.15. LTE Band Edge(NTNV)(Subtest:15, Channel:20385, Bandwidth:3, Modulation:Q16, RB Number: 1, RB Position:HIGH)

Start Frequency (MHz)	Stop Frequency (MHz)	RBW (MHz)	Detector	Frequency (MHz)	Power (dBm)	Limit (dBm)	Verdict	Sweep Point
1752	1755	0.1	RMS	1754.76	20.63	30	Pass	401
1755	1756	0.03	RMS	1755	-18.56	-13	Pass	401
1756	1757	1	RMS	1756	-36.85	-13	Pass	2
1757	1765	1	RMS	1759.72	-36.8	-13	Pass	401



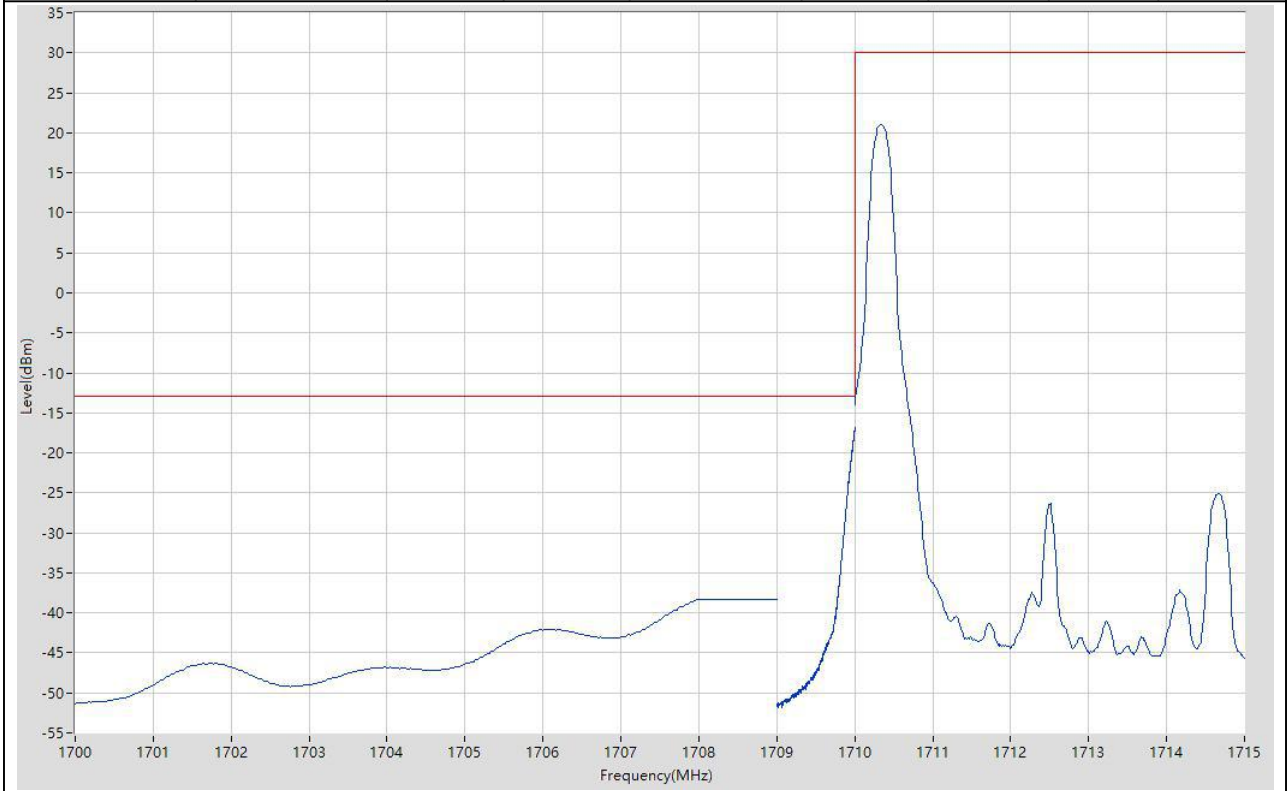
6.16. LTE Band Edge(NTNV)(Subtest:16, Channel:20385, Bandwidth:3, Modulation:Q16, RB Number: 15, RB Position:HIGH)

Start Frequency (MHz)	Stop Frequency (MHz)	RBW (MHz)	Detector	Frequency (MHz)	Power (dBm)	Limit (dBm)	Verdict	Sweep Point
1752	1755	0.1	RMS	1753.463	8.09	30	Pass	401
1755	1756	0.03	RMS	1755	-30.88	-13	Pass	401
1756	1757	1	RMS	1756	-23.79	-13	Pass	2
1757	1765	1	RMS	1757	-28.71	-13	Pass	401



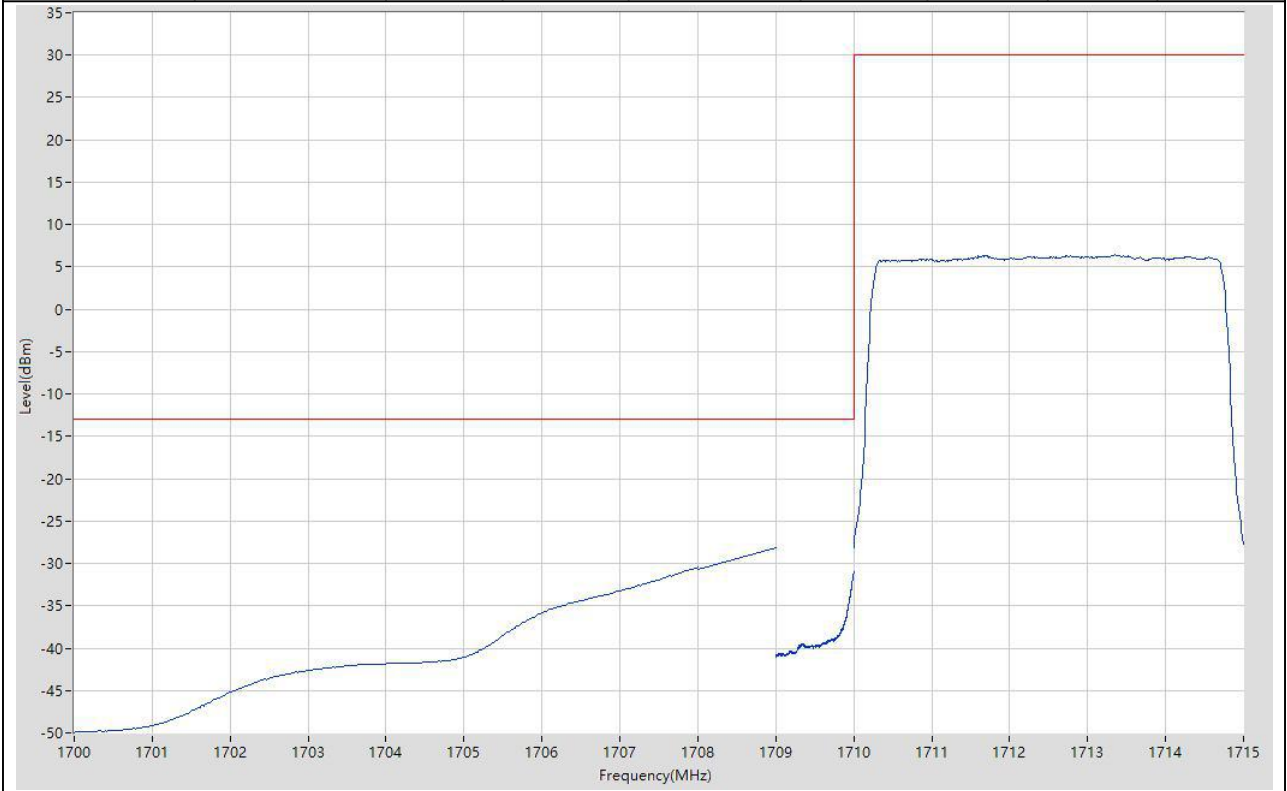
6.17. LTE Band Edge(NTNV)(Subtest:17, Channel:19975, Bandwidth:5, Modulation:QPSK, RB Number: 1, RB Position:LOW)

Start Frequency (MHz)	Stop Frequency (MHz)	RBW (MHz)	Detector	Frequency (MHz)	Power (dBm)	Limit (dBm)	Verdict	Sweep Point
1700	1708	1	RMS	1708	-38.3	-13	Pass	401
1708	1709	1	RMS	1709	-38.28	-13	Pass	2
1709	1710	0.051	RMS	1710	-16.86	-13	Pass	401
1710	1715	0.1	RMS	1710.338	21.04	30	Pass	401



6.18. LTE Band Edge(NTNV)(Subtest:18, Channel:19975, Bandwidth:5, Modulation:QPSK, RB Number: 25, RB Position:LOW)

Start Frequency (MHz)	Stop Frequency (MHz)	RBW (MHz)	Detector	Frequency (MHz)	Power (dBm)	Limit (dBm)	Verdict	Sweep Point
1700	1708	1	RMS	1708	-30.44	-13	Pass	401
1708	1709	1	RMS	1709	-28.11	-13	Pass	2
1709	1710	0.051	RMS	1710	-30.93	-13	Pass	401
1710	1715	0.1	RMS	1713.35	6.42	30	Pass	401



6.19. LTE Band Edge(NTNV)(Subtest:19, Channel:19975, Bandwidth:5, Modulation:Q16, RB Number: 1, RB Position:LOW)

Start Frequency (MHz)	Stop Frequency (MHz)	RBW (MHz)	Detector	Frequency (MHz)	Power (dBm)	Limit (dBm)	Verdict	Sweep Point
1700	1708	1	RMS	1708	-38.91	-13	Pass	401
1708	1709	1	RMS	1708	-38.95	-13	Pass	2
1709	1710	0.051	RMS	1710	-17.63	-13	Pass	401
1710	1715	0.1	RMS	1710.35	20.37	30	Pass	401

