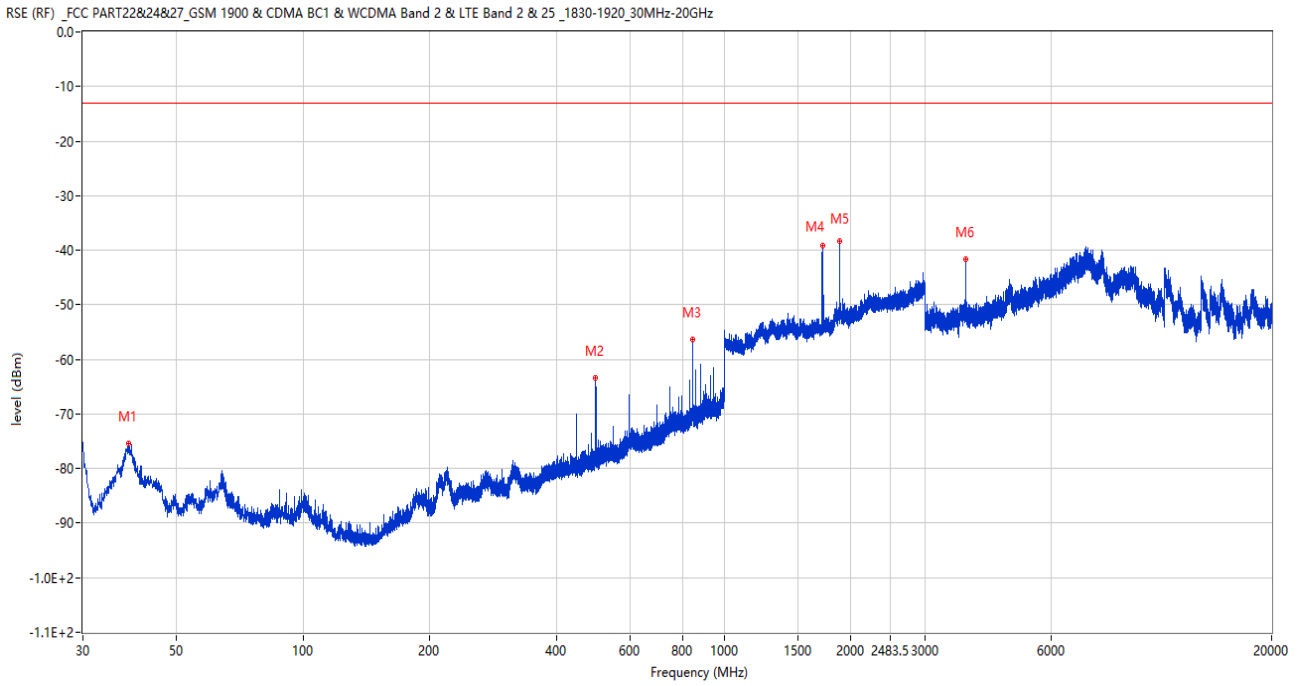


# Annex Field Strength of Spurious Radiation

# 1. LTE Band 2

## 1.1 LTE Ban2 BW1.4, Middle Channel

### RSE-V LTE Band 2 BW1.4 CH18900

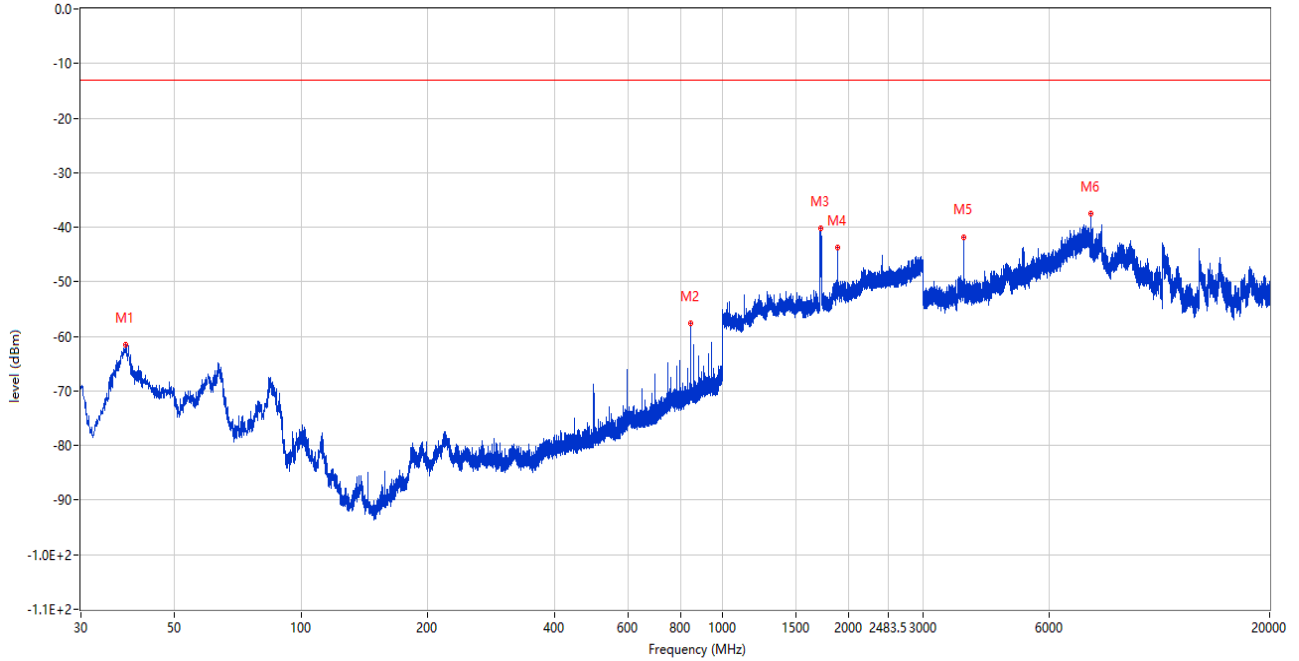


Frequency (MHz)	Result (dBm)	Factor (dB)	Limit (dBm)	Margin (dB)	Table (o)	ANT	EUT	Verdict
38.439	-75.41	-19.40	-13.0	62.41	198.00	Vertical	Horizontal	Pass
496.037	-63.38	-8.04	-13.0	50.38	331.00	Vertical	Horizontal	Pass
843.248	-56.29	-0.09	-13.0	43.29	298.00	Vertical	Horizontal	Pass
1715.600	-39.22	0.70	-13.0	26.22	87.00	Vertical	Horizontal	Pass
1879.300	-38.40	3.41	-13.0	25.40	58.00	Vertical	Horizontal	N/A
3759.000	-41.74	8.79	-13.0	28.74	360.00	Vertical	Horizontal	Pass

LTE Band 2 BW1.4, Middle Channel

RSE-H LTE Band 2 BW1.4 CH18900

RSE (RF) \_FCC PART228&24&27\_GSM 1900 & CDMA BC1 & WCDMA Band 2 & LTE Band 2 & 25\_1830-1920\_30MHz-20GHz

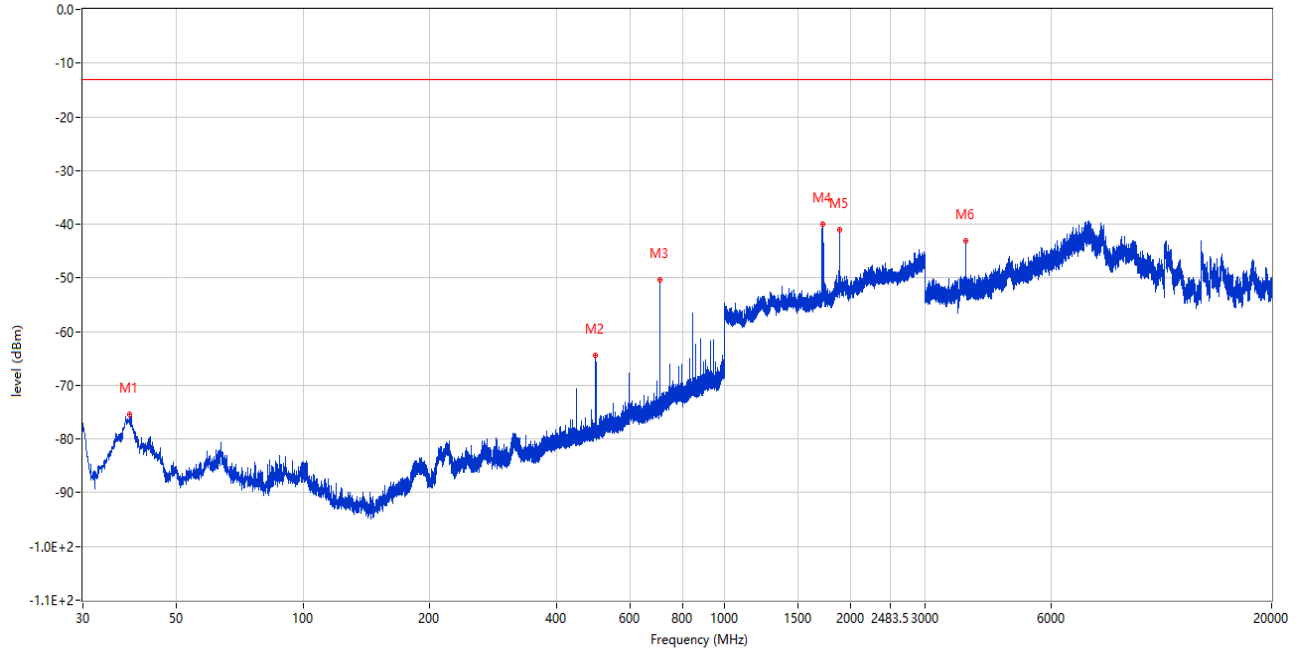


Frequency (MHz)	Result (dBm)	Factor (dB)	Limit (dBm)	Margin (dB)	Table (o)	ANT	EUT	Verdict
38.294	-61.46	-19.55	-13.0	48.46	301.00	Horizontal	Horizontal	Pass
843.297	-57.61	-0.09	-13.0	44.61	220.00	Horizontal	Horizontal	Pass
1720.000	-40.12	0.69	-13.0	27.12	144.00	Horizontal	Horizontal	Pass
1879.500	-43.71	3.41	-13.0	30.71	75.00	Horizontal	Horizontal	N/A
3759.250	-41.76	8.79	-13.0	28.76	171.00	Horizontal	Horizontal	Pass
7518.000	-37.55	18.27	-13.0	24.55	130.00	Horizontal	Horizontal	Pass

## 1.2 LTE Band 2 BW3, Middle Channel

### RSE-V LTE Band 2 BW3 CH18900

RSE (RF) \_FCC PART22&24&27\_GSM 1900 & CDMA BC1 & WCDMA Band 2 & LTE Band 2 & 25\_1830-1920\_30MHz-20GHz

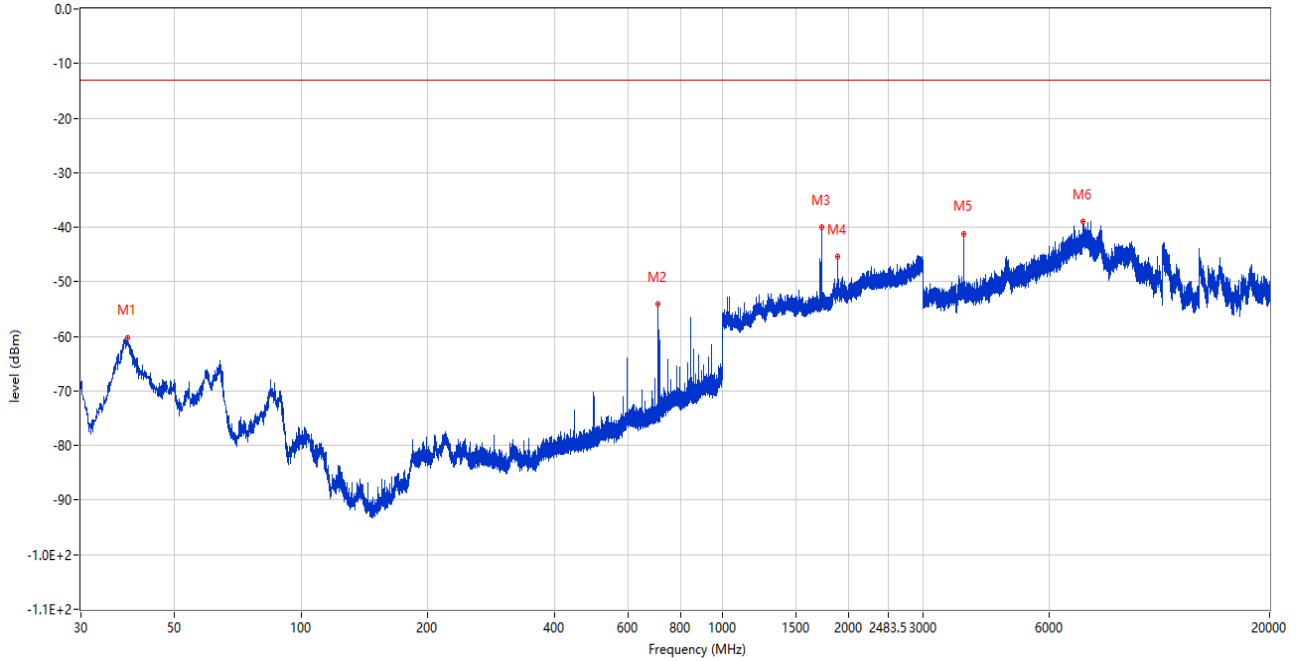


Frequency (MHz)	Result (dBm)	Factor (dB)	Limit (dBm)	Margin (dB)	Table (o)	ANT	EUT	Verdict
38.779	-75.35	-19.06	-13.0	62.35	211.00	Vertical	Horizontal	Pass
496.085	-64.45	-8.04	-13.0	51.45	0.00	Vertical	Horizontal	Pass
704.198	-50.35	-3.30	-13.0	37.35	0.00	Vertical	Horizontal	Pass
1714.200	-39.96	0.70	-13.0	26.96	345.00	Vertical	Horizontal	Pass
1878.600	-41.03	3.41	-13.0	28.03	49.00	Vertical	Horizontal	N/A
3757.500	-43.19	8.77	-13.0	30.19	14.00	Vertical	Horizontal	Pass

LTE Band 2 BW3, Middle Channel

RSE-H LTE Band 2 BW3 CH18900

RSE (RF) \_FCC PART228&24&27\_GSM 1900 & CDMA BC1 & WCDMA Band 2 & LTE Band 2 & 25\_1830-1920\_30MHz-20GHz

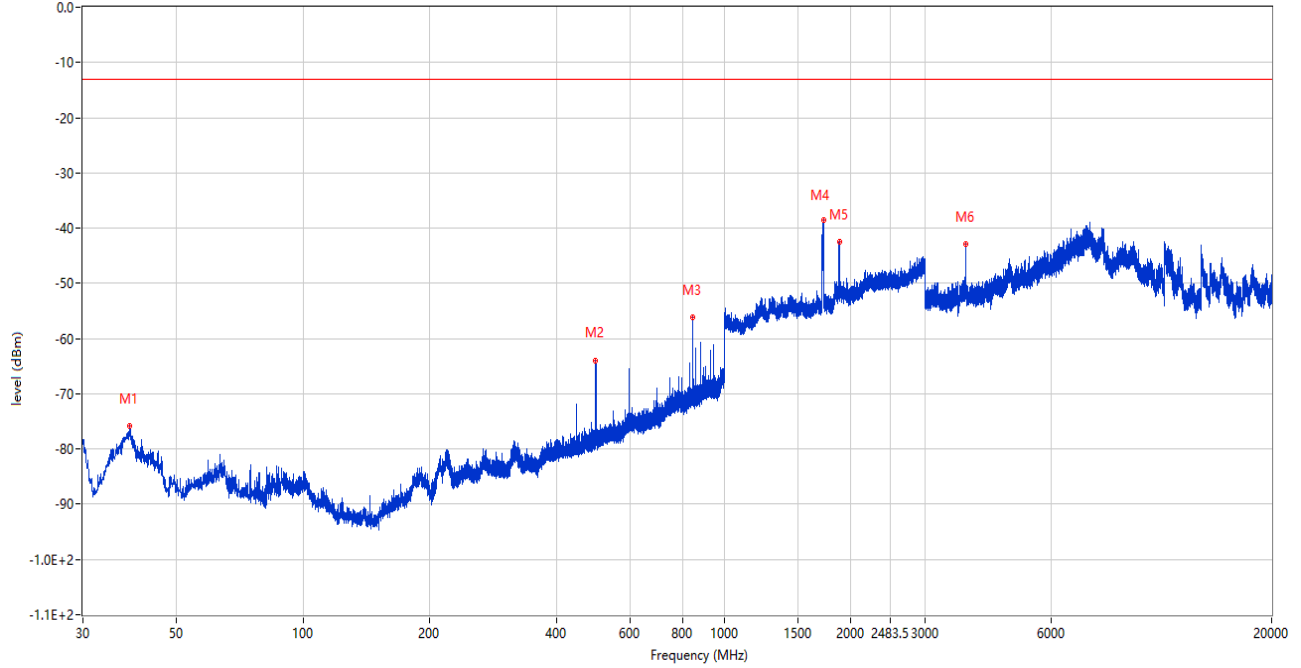


Frequency (MHz)	Result (dBm)	Factor (dB)	Limit (dBm)	Margin (dB)	Table (o)	ANT	EUT	Verdict
38.633	-60.20	-19.21	-13.0	47.20	284.00	Horizontal	Horizontal	Pass
705.411	-54.15	-3.25	-13.0	41.15	357.00	Horizontal	Horizontal	Pass
1723.900	-39.92	0.96	-13.0	26.92	251.00	Horizontal	Horizontal	Pass
1878.500	-45.34	3.41	-13.0	32.34	76.00	Horizontal	Horizontal	N/A
3757.250	-41.14	8.77	-13.0	28.14	177.00	Horizontal	Horizontal	Pass
7219.000	-39.00	18.51	-13.0	26.00	238.00	Horizontal	Horizontal	Pass

### 1.3 LTE Band 2 BW5, Middle Channel

#### RSE-V LTE Band 2 BW5 CH18900

RSE (RF) \_FCC PART22&24&27\_GSM 1900 & CDMA BC1 & WCDMA Band 2 & LTE Band 2 & 25\_1830-1920\_30MHz-20GHz

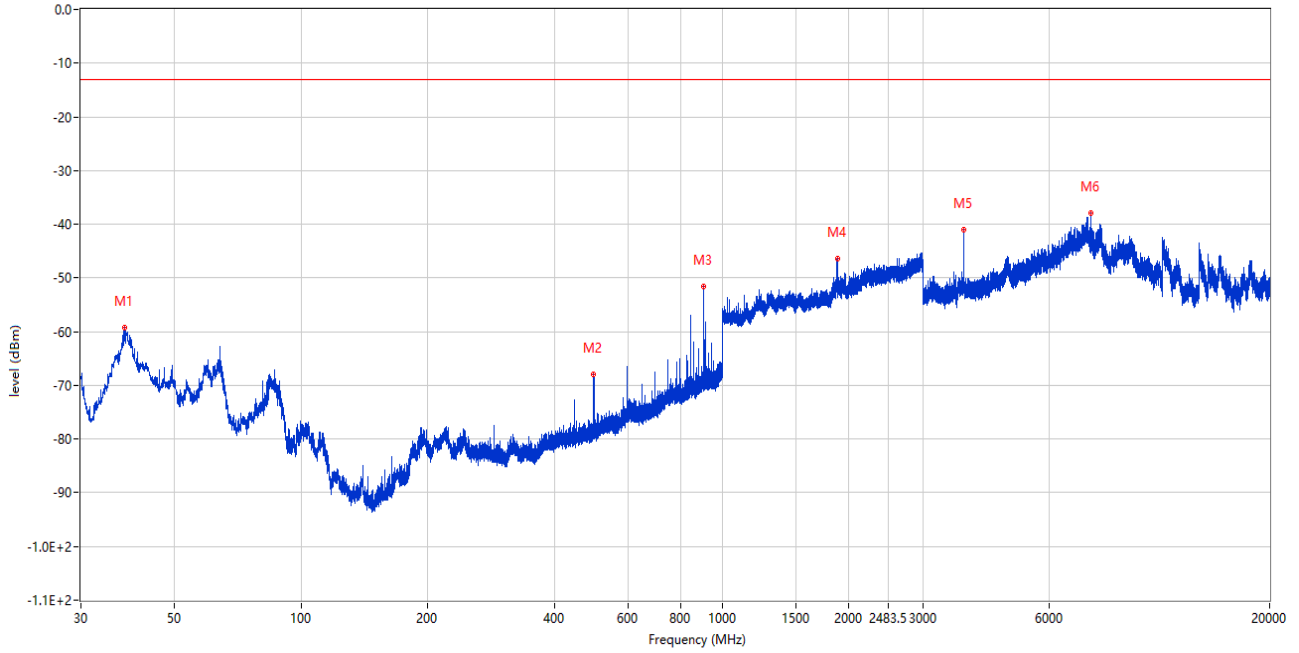


Frequency (MHz)	Result (dBm)	Factor (dB)	Limit (dBm)	Margin (dB)	Table (o)	ANT	EUT	Verdict
38.779	-75.87	-19.06	-13.0	62.87	1.00	Vertical	Horizontal	Pass
496.134	-63.91	-8.04	-13.0	50.91	0.00	Vertical	Horizontal	Pass
843.297	-56.17	-0.09	-13.0	43.17	299.00	Vertical	Horizontal	Pass
1726.500	-38.61	1.14	-13.0	25.61	46.00	Vertical	Horizontal	Pass
1877.700	-42.57	3.40	-13.0	29.57	32.00	Vertical	Horizontal	N/A
3755.500	-42.95	8.75	-13.0	29.95	1.00	Vertical	Horizontal	Pass

LTE Band 2 BW5, Middle Channel

RSE-H LTE Band 2 BW5 CH18900

RSE (RF) \_FCC PART22&24&27\_GSM 1900 & CDMA BC1 & WCDMA Band 2 & LTE Band 2 & 25\_1830-1920\_30MHz-20GHz

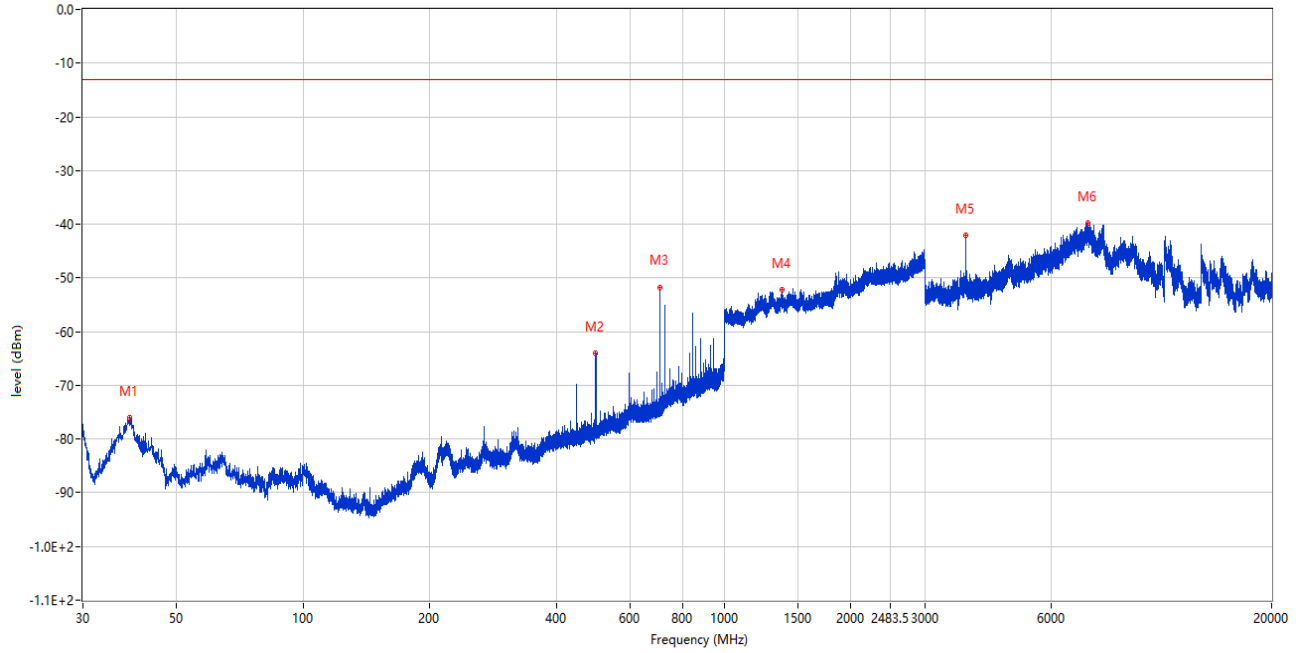


Frequency (MHz)	Result (dBm)	Factor (dB)	Limit (dBm)	Margin (dB)	Table (o)	ANT	EUT	Verdict
38.051	-59.26	-19.79	-13.0	46.26	351.00	Horizontal	Horizontal	Pass
496.085	-67.94	-8.04	-13.0	54.94	309.00	Horizontal	Horizontal	Pass
905.037	-51.65	1.49	-13.0	38.65	21.00	Horizontal	Horizontal	Pass
1877.700	-46.49	3.40	-13.0	33.49	49.00	Horizontal	Horizontal	N/A
3755.750	-41.12	8.75	-13.0	28.12	178.00	Horizontal	Horizontal	Pass
7511.250	-37.94	18.11	-13.0	24.94	293.00	Horizontal	Horizontal	Pass

### 1.4 LTE Band 2 BW10, Middle Channel

#### RSE-V LTE Band 2 BW10 CH18900

RSE (RF) \_FCC PART22&24&27\_GSM 1900 & CDMA BC1 & WCDMA Band 2 & LTE Band 2 & 25\_1830-1920\_30MHz-20GHz



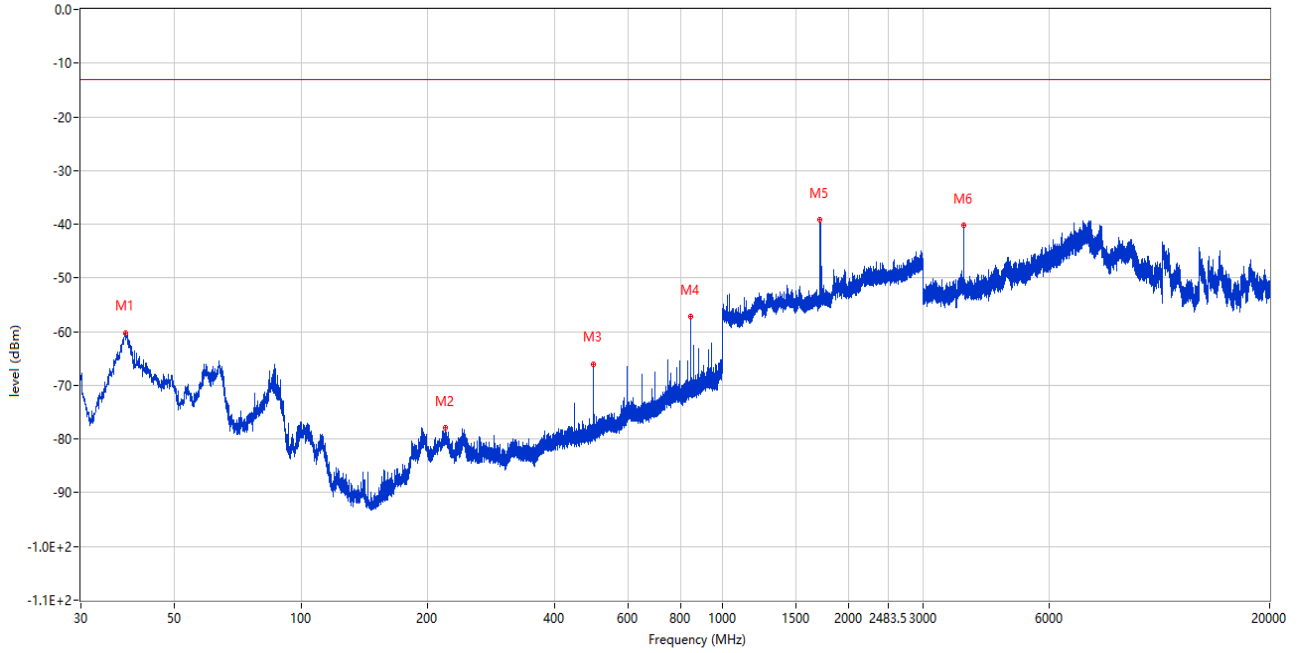
Frequency (MHz)	Result (dBm)	Factor (dB)	Limit (dBm)	Margin (dB)	Table (o)	ANT	EUT	Verdict
38.779	-76.08	-19.06	-13.0	63.08	171.00	Vertical	Horizontal	Pass
496.037	-64.00	-8.04	-13.0	51.00	9.00	Vertical	Horizontal	Pass
704.247	-51.70	-3.30	-13.0	38.70	196.00	Vertical	Horizontal	Pass
1374.100	-52.30	0.66	-13.0	39.30	141.00	Vertical	Horizontal	Pass
3751.250	-42.11	8.70	-13.0	29.11	90.00	Vertical	Horizontal	Pass
7302.000	-39.77	17.14	-13.0	26.77	82.00	Vertical	Horizontal	Pass



LTE Band 2 BW10, Middle Channel

RSE-H LTE Band 2 BW10 CH18900

RSE (RF) \_FCC PART22&24&27\_GSM 1900 & CDMA BC1 & WCDMA Band 2 & LTE Band 2 & 25\_1830-1920\_30MHz-20GHz

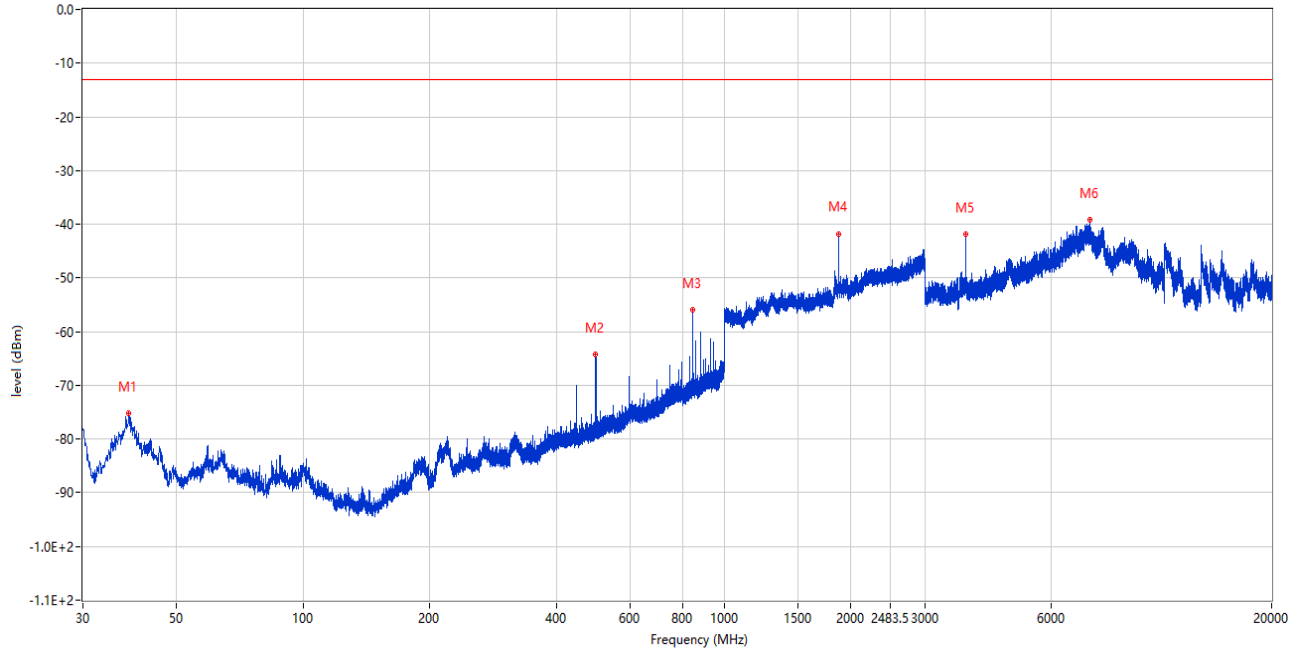


Frequency (MHz)	Result (dBm)	Factor (dB)	Limit (dBm)	Margin (dB)	Table (o)	ANT	EUT	Verdict
38.342	-60.19	-19.50	-13.0	47.19	272.00	Horizontal	Horizontal	Pass
220.556	-77.93	-16.07	-13.0	64.93	360.00	Horizontal	Horizontal	Pass
495.891	-66.01	-8.05	-13.0	53.01	334.00	Horizontal	Horizontal	Pass
843.054	-57.08	-0.09	-13.0	44.08	228.00	Horizontal	Horizontal	Pass
1711.700	-39.23	0.71	-13.0	26.23	162.00	Horizontal	Horizontal	Pass
3751.250	-40.23	8.70	-13.0	27.23	112.00	Horizontal	Horizontal	Pass

### 1.5 LTE Band 2 BW15, Middle Channel

#### RSE-V LTE Band 2 BW15 CH18900

RSE (RF) \_FCC PART22&24&27\_GSM 1900 & CDMA BC1 & WCDMA Band 2 & LTE Band 2 & 25\_1830-1920\_30MHz-20GHz

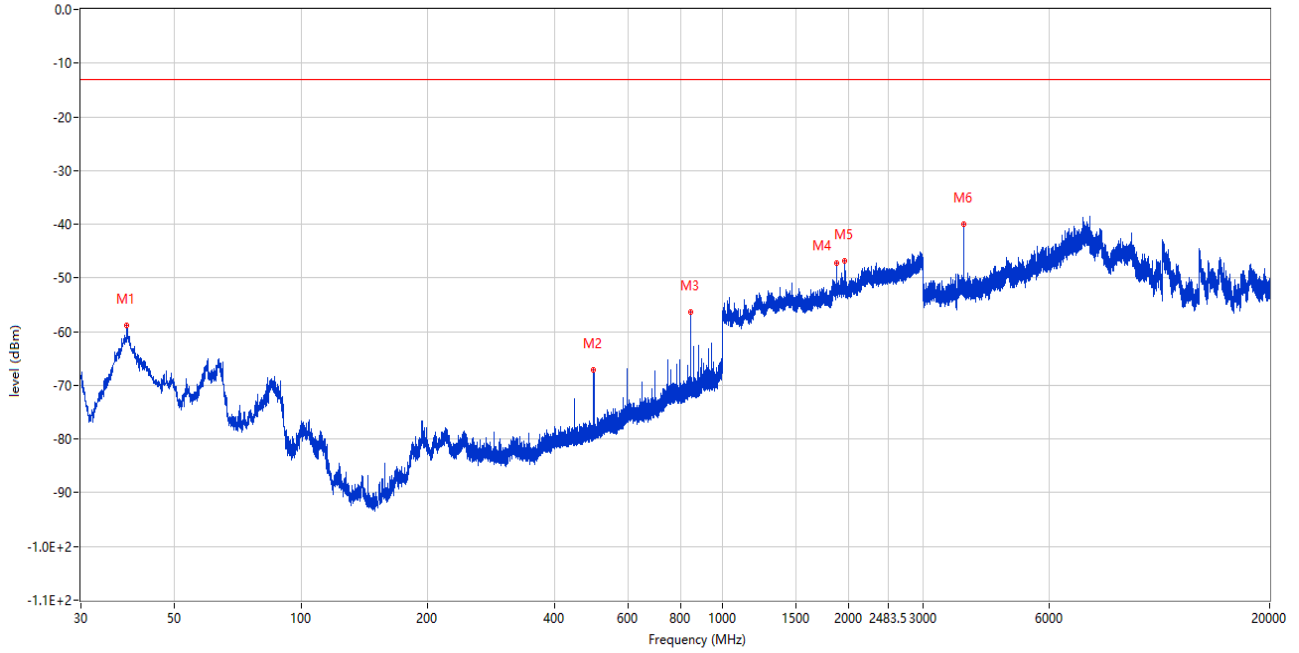


Frequency (MHz)	Result (dBm)	Factor (dB)	Limit (dBm)	Margin (dB)	Table (o)	ANT	EUT	Verdict
38.487	-75.21	-19.35	-13.0	62.21	250.00	Vertical	Horizontal	Pass
496.085	-64.22	-8.04	-13.0	51.22	24.00	Vertical	Horizontal	Pass
843.345	-55.86	-0.09	-13.0	42.86	350.00	Vertical	Horizontal	Pass
1873.300	-44.25	3.38	-13.0	31.25	277.00	Vertical	Horizontal	N/A
3746.500	-41.74	8.56	-13.0	28.74	87.00	Vertical	Horizontal	Pass
7386.500	-39.19	18.46	-13.0	26.19	223.00	Vertical	Horizontal	Pass

LTE Band 2 BW15, Middle Channel

RSE-H LTE Band 2 BW15 CH18900

RSE (RF) \_FCC PART22&24&27\_GSM 1900 & CDMA BC1 & WCDMA Band 2 & LTE Band 2 & 25\_1830-1920\_30MHz-20GHz

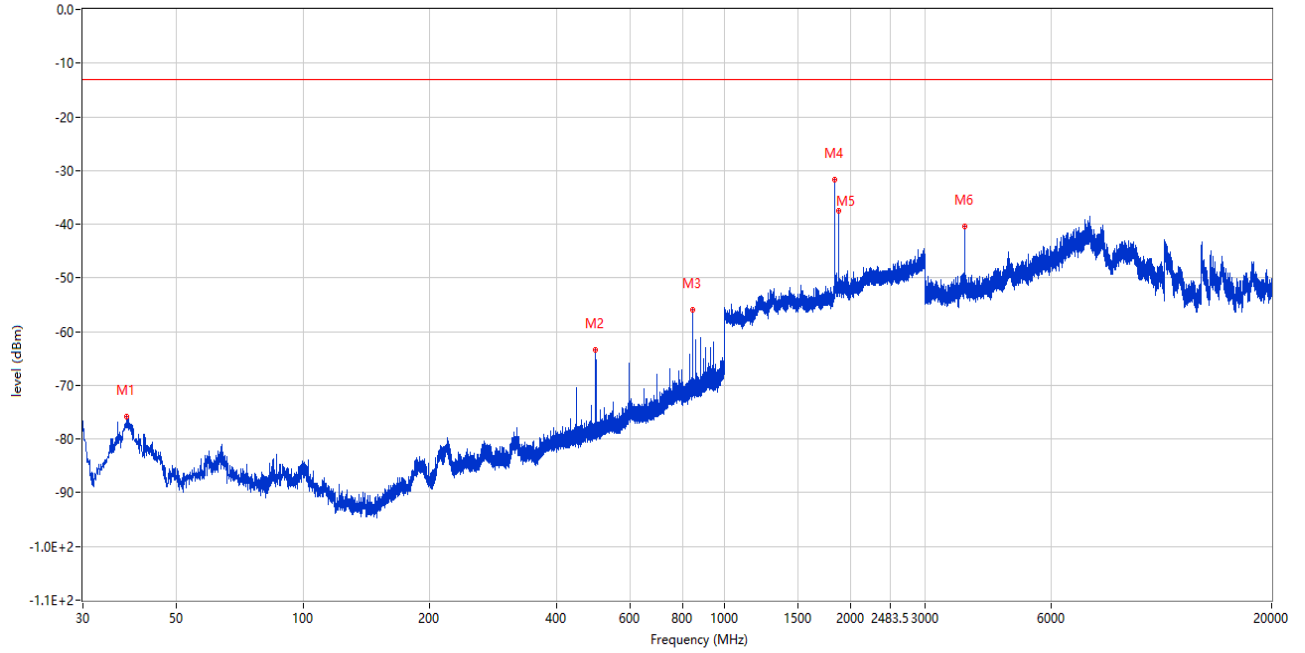


Frequency (MHz)	Result (dBm)	Factor (dB)	Limit (dBm)	Margin (dB)	Table (o)	ANT	EUT	Verdict
38.584	-58.79	-19.26	-13.0	45.79	85.00	Horizontal	Horizontal	Pass
496.134	-67.17	-8.04	-13.0	54.17	350.00	Horizontal	Horizontal	Pass
843.345	-56.44	-0.09	-13.0	43.44	228.00	Horizontal	Horizontal	Pass
1873.200	-47.15	3.38	-13.0	34.15	75.00	Horizontal	Horizontal	N/A
1954.500	-46.81	2.77	-13.0	33.81	240.00	Horizontal	Horizontal	N/A
3746.500	-40.01	8.56	-13.0	27.01	13.00	Horizontal	Horizontal	Pass

### 1.6 LTE Band 2 BW20, Middle Channel

#### RSE-V LTE Band 2 BW20 CH18900

RSE (RF) \_FCC PART22&24&27\_GSM 1900 & CDMA BC1 & WCDMA Band 2 & LTE Band 2 & 25\_1830-1920\_30MHz-20GHz

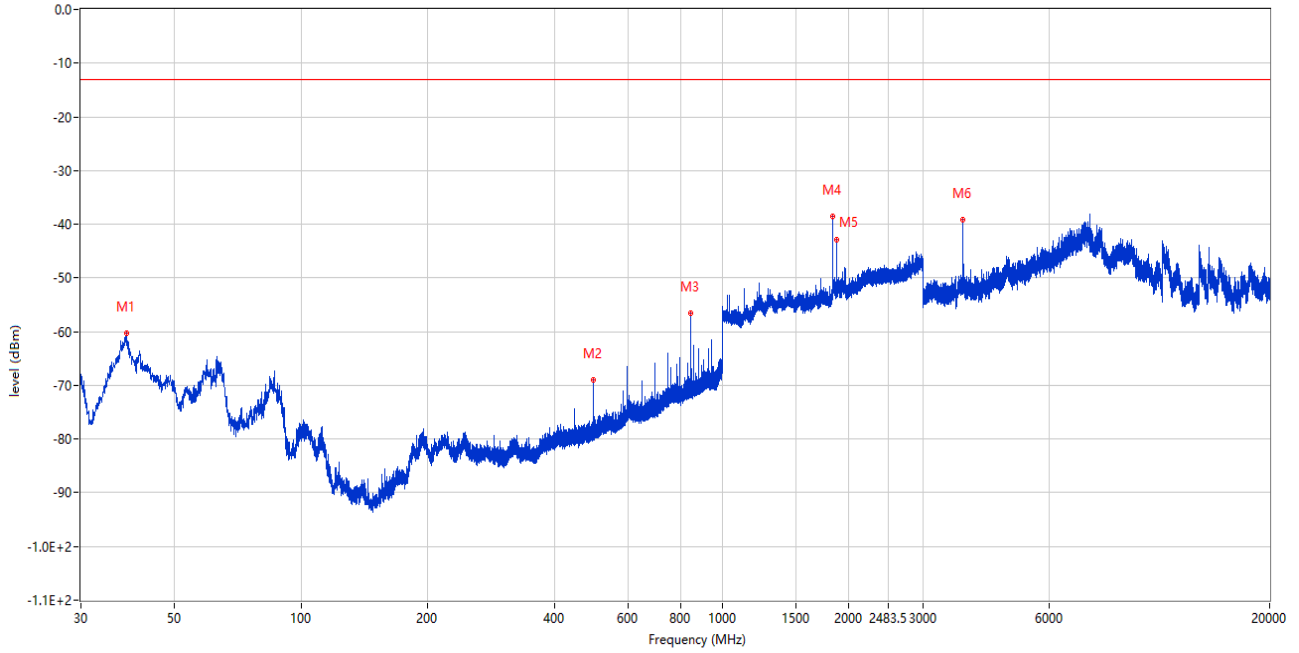


Frequency (MHz)	Result (dBm)	Factor (dB)	Limit (dBm)	Margin (dB)	Table (o)	ANT	EUT	Verdict
38.197	-75.84	-19.64	-13.0	62.84	162.00	Vertical	Horizontal	Pass
495.988	-63.37	-8.05	-13.0	50.37	6.00	Vertical	Horizontal	Pass
843.297	-55.91	-0.09	-13.0	42.91	348.00	Vertical	Horizontal	Pass
1835.400	-31.75	2.63	-13.0	18.75	28.00	Vertical	Horizontal	Pass
1870.800	-37.59	3.37	-13.0	24.59	43.00	Vertical	Horizontal	N/A
3742.000	-40.44	8.40	-13.0	27.44	82.00	Vertical	Horizontal	Pass

LTE Band 2 BW20, Middle Channel

RSE-H LTE Band 2 BW20 CH18900

RSE (RF) \_FCC PART22&24&27\_GSM 1900 & CDMA BC1 & WCDMA Band 2 & LTE Band 2 & 25\_1830-1920\_30MHz-20GHz

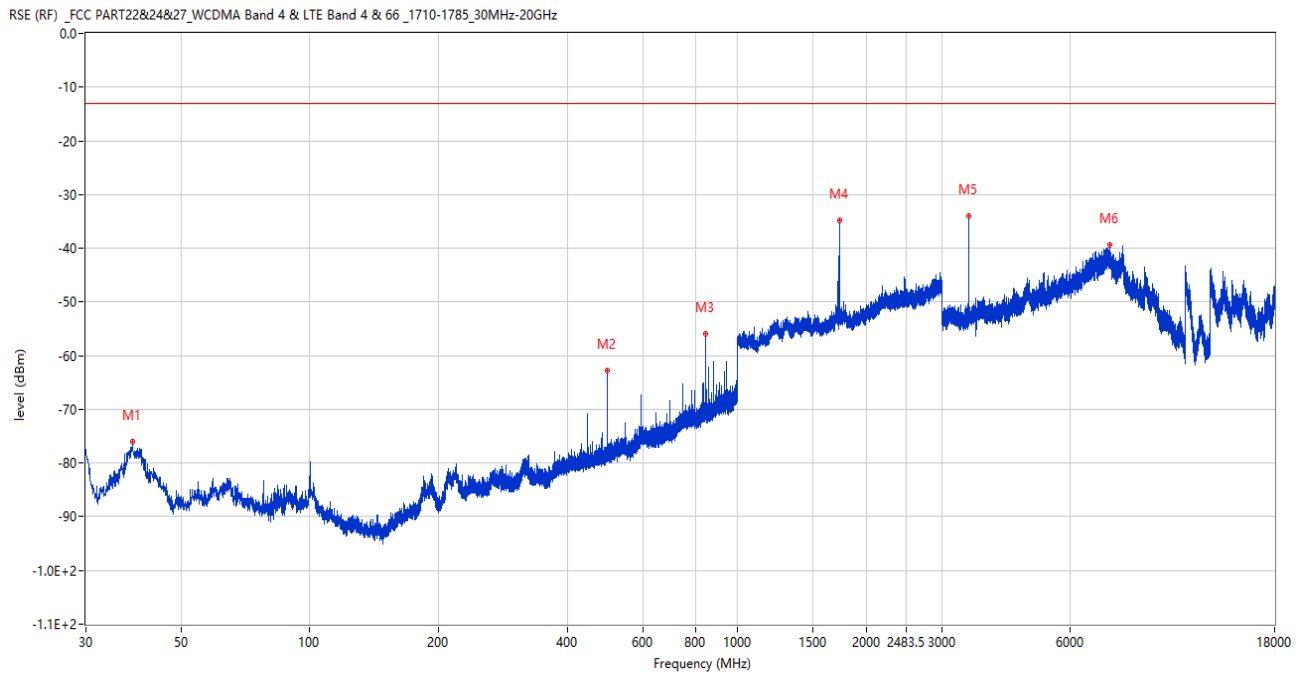


Frequency (MHz)	Result (dBm)	Factor (dB)	Limit (dBm)	Margin (dB)	Table (o)	ANT	EUT	Verdict
38.487	-60.33	-19.35	-13.0	47.33	272.00	Horizontal	Horizontal	Pass
495.891	-68.94	-8.05	-13.0	55.94	322.00	Horizontal	Horizontal	Pass
843.102	-56.60	-0.09	-13.0	43.60	225.00	Horizontal	Horizontal	Pass
1835.300	-38.63	2.61	-13.0	25.63	67.00	Horizontal	Horizontal	Pass
1871.000	-42.98	3.37	-13.0	29.98	77.00	Horizontal	Horizontal	N/A
3742.250	-39.17	8.41	-13.0	26.17	14.00	Horizontal	Horizontal	Pass

## 2. LTE Band 4

### 2.1 LTE Band 4 BW1.4, Middle Channel

#### RSE-V LTE Band 4 BW1.4 CH20175

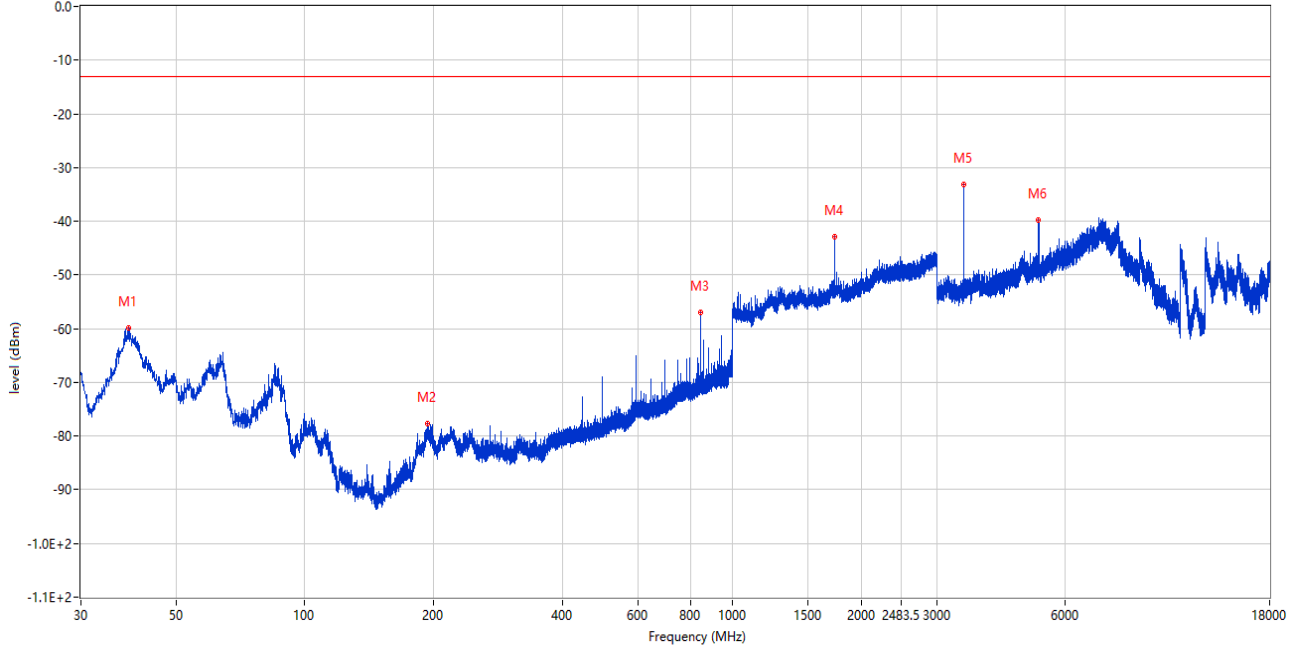


Frequency (MHz)	Result (dBm)	Factor (dB)	Limit (dBm)	Margin (dB)	Table (o)	ANT	EUT	Verdict
38.536	-76.09	-19.30	-13.0	63.09	360.00	Vertical	Horizontal	Pass
496.085	-62.76	-8.04	-13.0	49.76	0.00	Vertical	Horizontal	Pass
843.345	-56.01	-0.09	-13.0	43.01	347.00	Vertical	Horizontal	Pass
1732.000	-34.77	2.79	-13.0	21.77	44.00	Vertical	Horizontal	N/A
3464.000	-34.06	4.88	-13.0	21.06	319.00	Vertical	Horizontal	Pass
7428.500	-39.38	18.32	-13.0	26.38	182.00	Vertical	Horizontal	Pass

LTE Band 4 BW1.4, Middle Channel

RSE-H LTE Band 4 BW1.4 CH20175

RSE (RF) \_FCC PART22&24&27\_WCDMA Band 4 & LTE Band 4 & 66\_1710-1785\_30MHz-20GHz

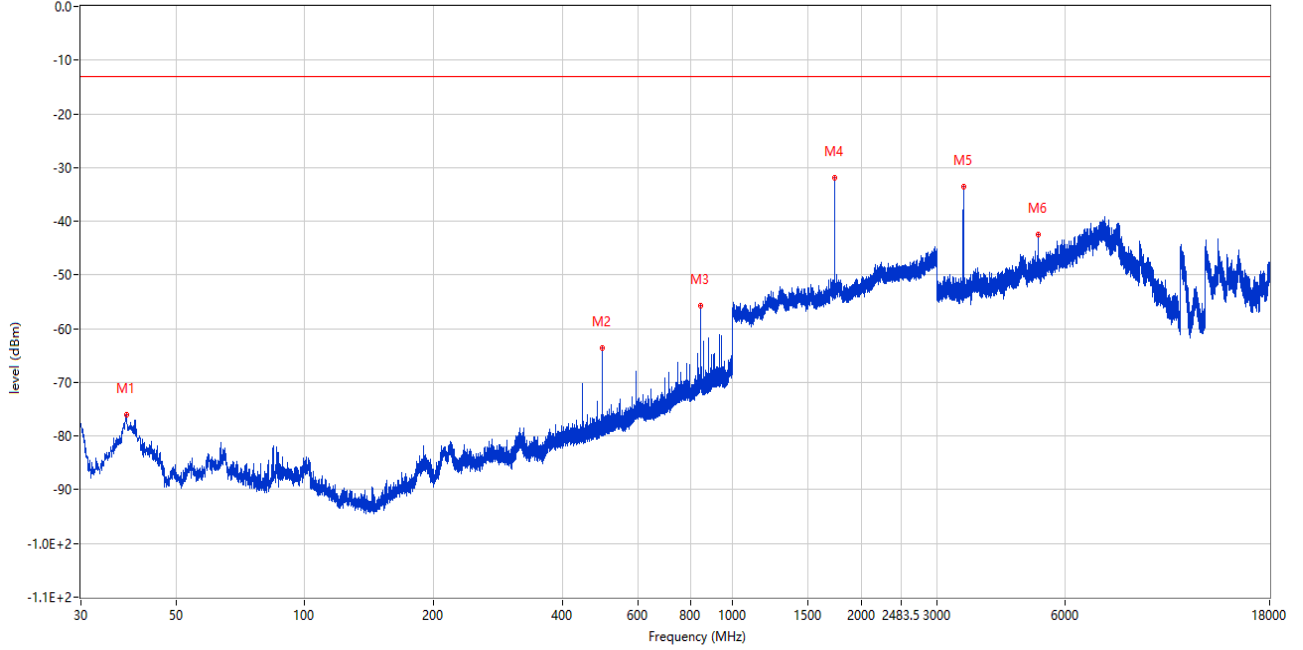


Frequency (MHz)	Result (dBm)	Factor (dB)	Limit (dBm)	Margin (dB)	Table (o)	ANT	EUT	Verdict
38.827	-59.84	-19.01	-13.0	46.84	308.00	Horizontal	Horizontal	Pass
193.784	-77.62	-16.94	-13.0	64.62	94.00	Horizontal	Horizontal	Pass
843.297	-56.96	-0.09	-13.0	43.96	226.00	Horizontal	Horizontal	Pass
1732.100	-42.90	2.79	-13.0	29.90	65.00	Horizontal	Horizontal	N/A
3464.000	-33.13	4.88	-13.0	20.13	119.00	Horizontal	Horizontal	Pass
5195.750	-39.74	10.87	-13.0	26.74	123.00	Horizontal	Horizontal	Pass

2.2 LTE Band 4 BW3, Middle Channel

RSE-V LTE Band 4 BW3 CH20175

RSE (RF) \_FCC PART22&24&27\_WCDMA Band 4 & LTE Band 4 & 66 \_1710-1785\_30MHz-20GHz



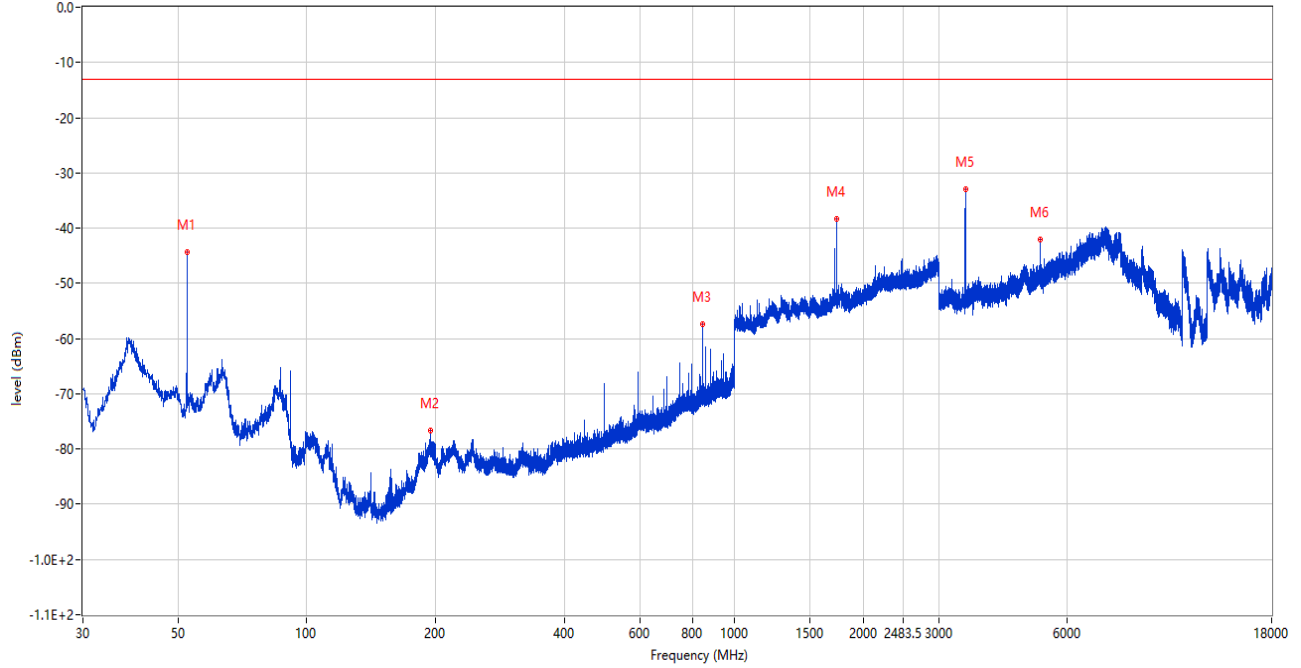
Frequency (MHz)	Result (dBm)	Factor (dB)	Limit (dBm)	Margin (dB)	Table (o)	ANT	EUT	Verdict
38.391	-75.99	-19.45	-13.0	62.99	240.00	Vertical	Horizontal	Pass
495.940	-63.55	-8.05	-13.0	50.55	6.00	Vertical	Horizontal	Pass
843.054	-55.75	-0.09	-13.0	42.75	300.00	Vertical	Horizontal	Pass
1731.100	-31.91	2.80	-13.0	18.91	48.00	Vertical	Horizontal	N/A
3462.250	-33.64	4.82	-13.0	20.64	311.00	Vertical	Horizontal	Pass
5193.500	-42.50	10.91	-13.0	29.50	232.00	Vertical	Horizontal	Pass



LTE Band 4 BW3, Middle Channel

RSE-H LTE Band 4 BW3 CH20175

RSE (RF) \_FCC PART22&24&27\_WCDMA Band 4 & LTE Band 4 & 66\_1710-1785\_30MHz-20GHz

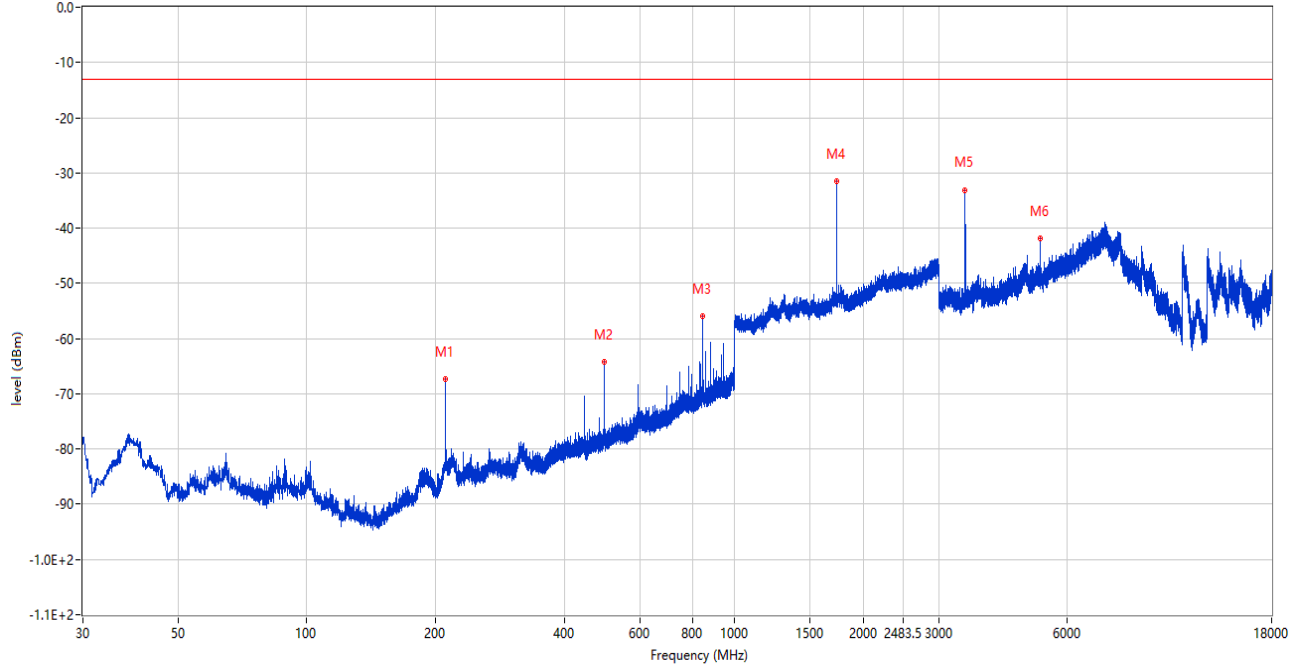


Frequency (MHz)	Result (dBm)	Factor (dB)	Limit (dBm)	Margin (dB)	Table (o)	ANT	EUT	Verdict
52.553	-44.32	-17.87	-13.0	31.32	1.00	Horizontal	Horizontal	Pass
194.415	-76.68	-16.84	-13.0	63.68	73.00	Horizontal	Horizontal	Pass
843.297	-57.41	-0.09	-13.0	44.41	226.00	Horizontal	Horizontal	Pass
1731.200	-38.34	2.80	-13.0	25.34	71.00	Horizontal	Horizontal	N/A
3462.500	-32.93	4.83	-13.0	19.93	100.00	Horizontal	Horizontal	Pass
5193.500	-42.03	10.91	-13.0	29.03	187.00	Horizontal	Horizontal	Pass

### 2.3 LTE Band 4 BW5, Middle Channel

#### RSE-V LTE Band 4 BW5 CH20175

RSE (RF) \_FCC PART22&24&27\_WCDMA Band 4 & LTE Band 4 & 66\_1710-1785\_30MHz-20GHz

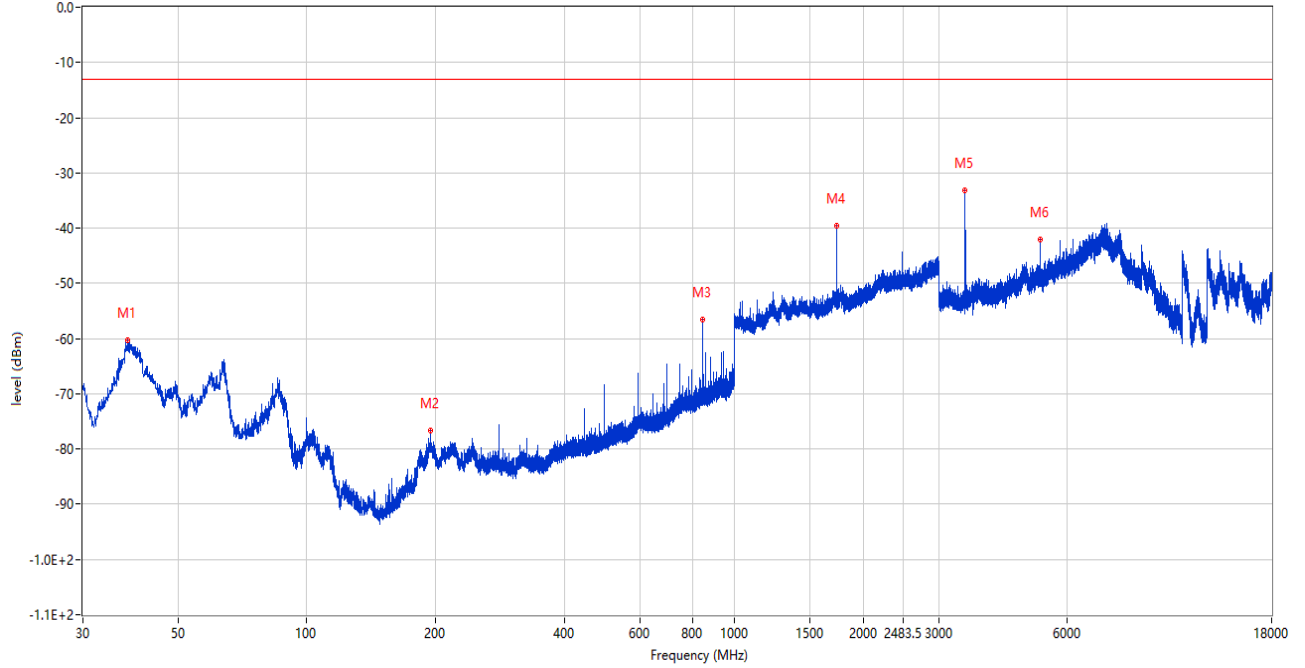


Frequency (MHz)	Result (dBm)	Factor (dB)	Limit (dBm)	Margin (dB)	Table (o)	ANT	EUT	Verdict
211.439	-67.39	-17.32	-13.0	54.39	0.00	Vertical	Horizontal	Pass
496.037	-64.32	-8.04	-13.0	51.32	8.00	Vertical	Horizontal	Pass
843.345	-55.86	-0.09	-13.0	42.86	343.00	Vertical	Horizontal	Pass
1730.300	-31.54	2.81	-13.0	18.54	58.00	Vertical	Horizontal	N/A
3460.500	-33.06	4.75	-13.0	20.06	312.00	Vertical	Horizontal	Pass
5191.250	-41.88	10.96	-13.0	28.88	194.00	Vertical	Horizontal	Pass

LTE Band 4 BW5, Middle Channel

RSE-H LTE Band 4 BW5 CH20175

RSE (RF) \_FCC PART22&24&27\_WCDMA Band 4 & LTE Band 4 & 66\_1710-1785\_30MHz-20GHz

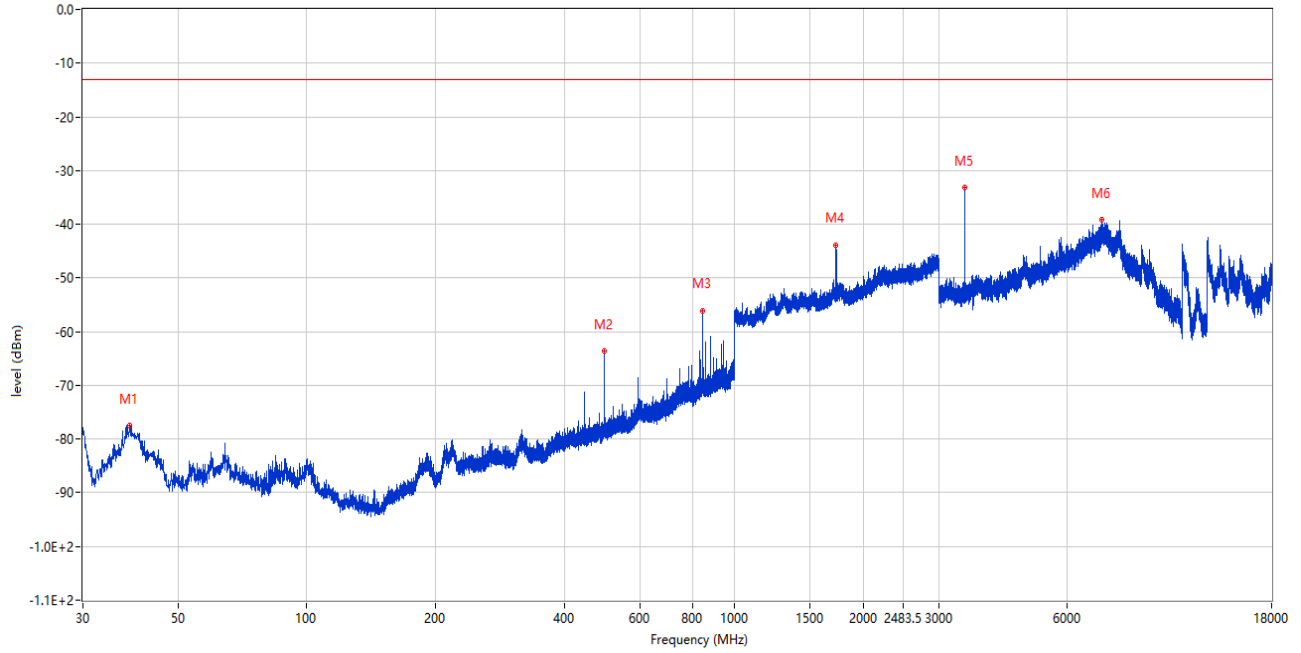


Frequency (MHz)	Result (dBm)	Factor (dB)	Limit (dBm)	Margin (dB)	Table (o)	ANT	EUT	Verdict
38.148	-60.35	-19.69	-13.0	47.35	174.00	Horizontal	Horizontal	Pass
194.415	-76.67	-16.84	-13.0	63.67	110.00	Horizontal	Horizontal	Pass
843.297	-56.53	-0.09	-13.0	43.53	227.00	Horizontal	Horizontal	Pass
1730.300	-39.61	2.81	-13.0	26.61	57.00	Horizontal	Horizontal	N/A
3460.500	-33.08	4.75	-13.0	20.08	121.00	Horizontal	Horizontal	Pass
5190.750	-42.04	10.97	-13.0	29.04	125.00	Horizontal	Horizontal	Pass

## 2.4 LTE Band 4 BW10, Middle Channel

### RSE-V LTE Band 4 BW10 CH20175

RSE (RF) \_FCC PART22&24&27\_WCDMA Band 4 & LTE Band 4 & 66 \_1710-1785\_30MHz-20GHz

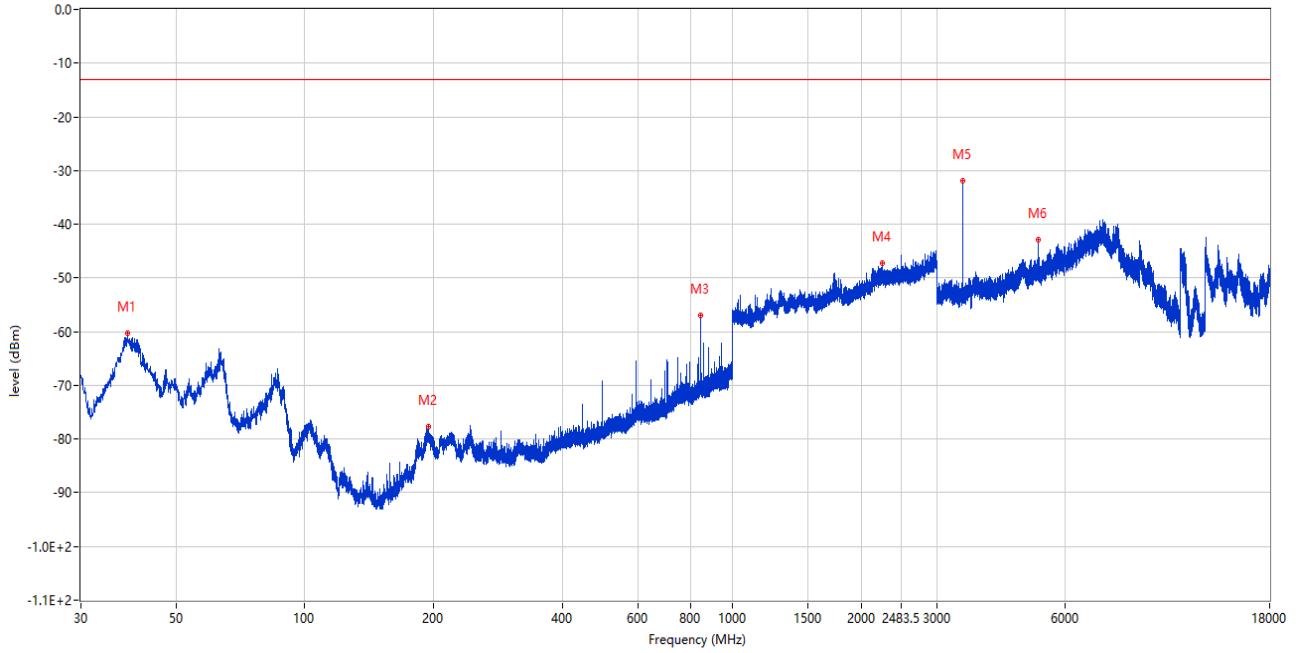


Frequency (MHz)	Result (dBm)	Factor (dB)	Limit (dBm)	Margin (dB)	Table (o)	ANT	EUT	Verdict
38.584	-77.50	-19.26	-13.0	64.50	273.00	Vertical	Horizontal	Pass
496.037	-63.62	-8.04	-13.0	50.62	13.00	Vertical	Horizontal	Pass
843.297	-56.04	-0.09	-13.0	43.04	359.00	Vertical	Horizontal	Pass
1727.700	-43.84	2.77	-13.0	30.84	45.00	Vertical	Horizontal	N/A
3456.250	-33.17	4.75	-13.0	20.17	315.00	Vertical	Horizontal	Pass
7233.500	-39.19	18.33	-13.0	26.19	27.00	Vertical	Horizontal	Pass

LTE Band 4 BW10, Middle Channel

RSE-H LTE Band 4 BW10 CH20175

RSE (RF) \_FCC PART22&24&27\_WCDMA Band 4 & LTE Band 4 & 66 \_1710-1785\_30MHz-20GHz

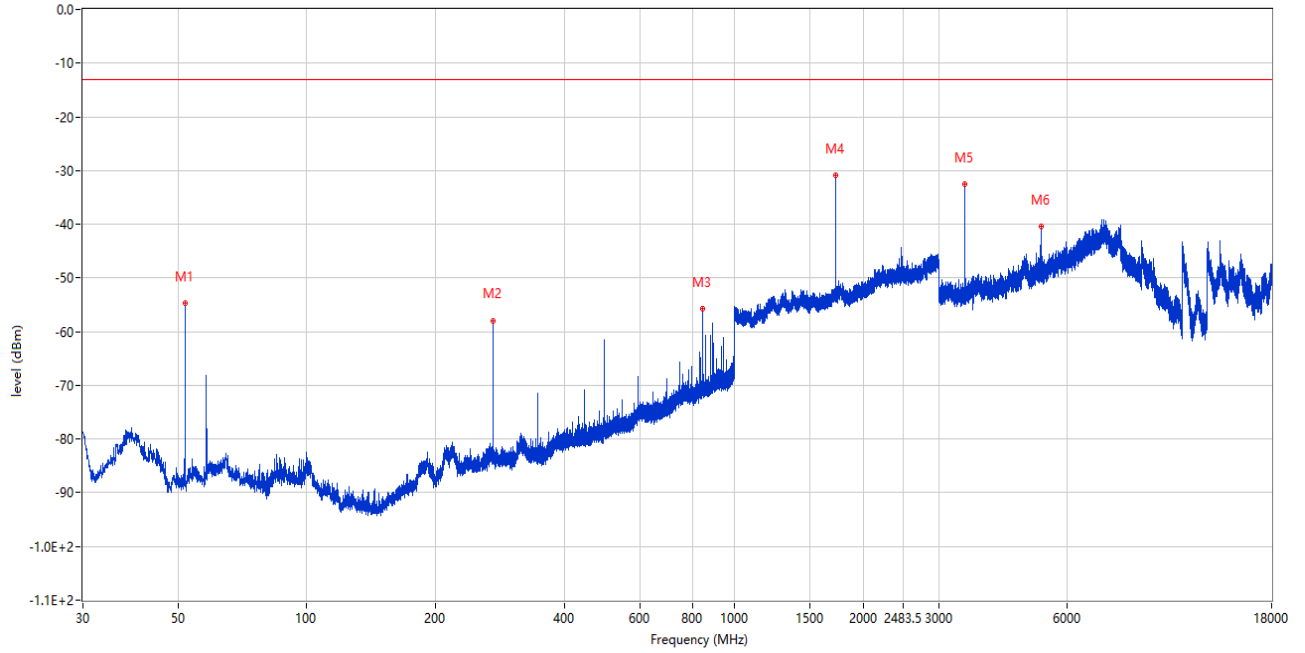


Frequency (MHz)	Result (dBm)	Factor (dB)	Limit (dBm)	Margin (dB)	Table (o)	ANT	EUT	Verdict
38.584	-60.34	-19.26	-13.0	47.34	76.00	Horizontal	Horizontal	Pass
194.609	-77.72	-16.81	-13.0	64.72	100.00	Horizontal	Horizontal	Pass
843.297	-56.97	-0.09	-13.0	43.97	229.00	Horizontal	Horizontal	Pass
2240.500	-47.31	5.62	-13.0	34.31	343.00	Horizontal	Horizontal	Pass
3456.000	-31.91	4.75	-13.0	18.91	117.00	Horizontal	Horizontal	Pass
5184.000	-42.85	10.96	-13.0	29.85	216.00	Horizontal	Horizontal	Pass

## 2.5 LTE Band 4 BW15, Middle Channel

### RSE-V LTE Band 4 BW15 CH20175

RSE (RF) \_FCC PART22&24&27\_WCDMA Band 4 & LTE Band 4 & 66 \_1710-1785\_30MHz-20GHz

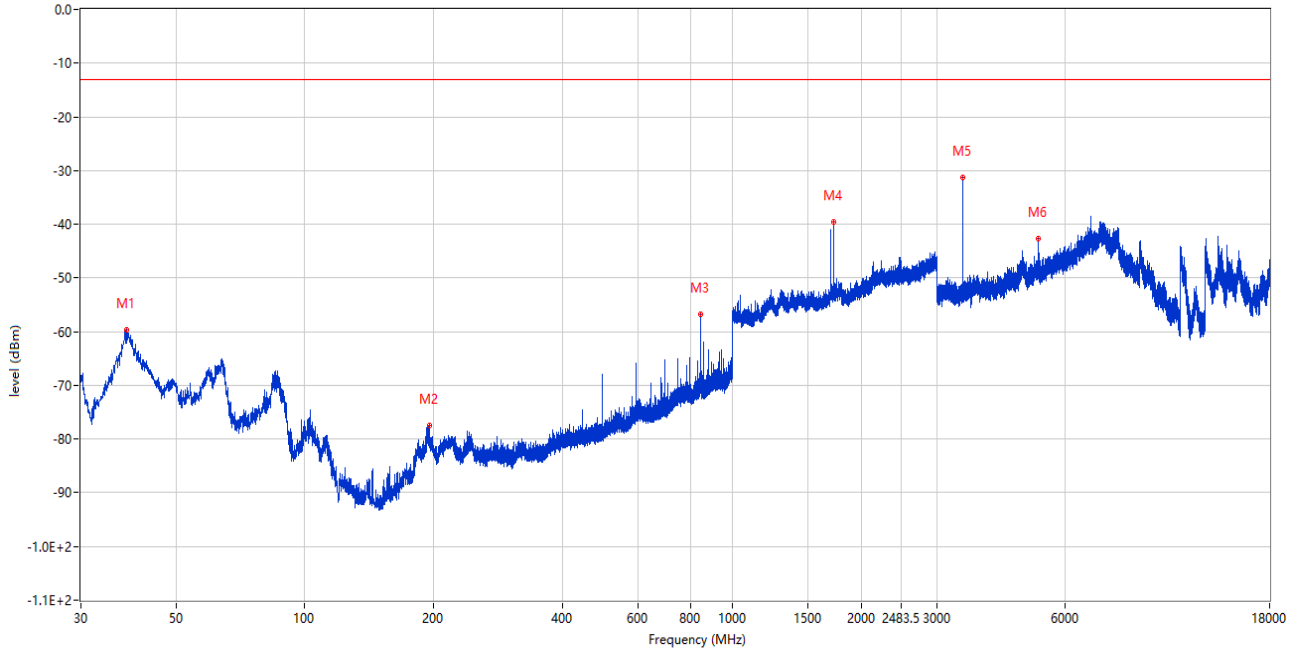


Frequency (MHz)	Result (dBm)	Factor (dB)	Limit (dBm)	Margin (dB)	Table (o)	ANT	EUT	Verdict
52.019	-54.66	-18.03	-13.0	41.66	0.00	Vertical	Horizontal	Pass
272.112	-57.92	-13.20	-13.0	44.92	0.00	Vertical	Horizontal	Pass
843.345	-55.81	-0.09	-13.0	42.81	357.00	Vertical	Horizontal	Pass
1725.800	-30.87	2.73	-13.0	17.87	48.00	Vertical	Horizontal	N/A
3451.500	-32.48	4.77	-13.0	19.48	315.00	Vertical	Horizontal	Pass
5207.000	-40.36	10.74	-13.0	27.36	65.00	Vertical	Horizontal	Pass

LTE Band 4 BW15, Middle Channel

RSE-H LTE Band 4 BW15 CH20175

RSE (RF) \_FCC PART22&24&27\_WCDMA Band 4 & LTE Band 4 & 66\_1710-1785\_30MHz-20GHz

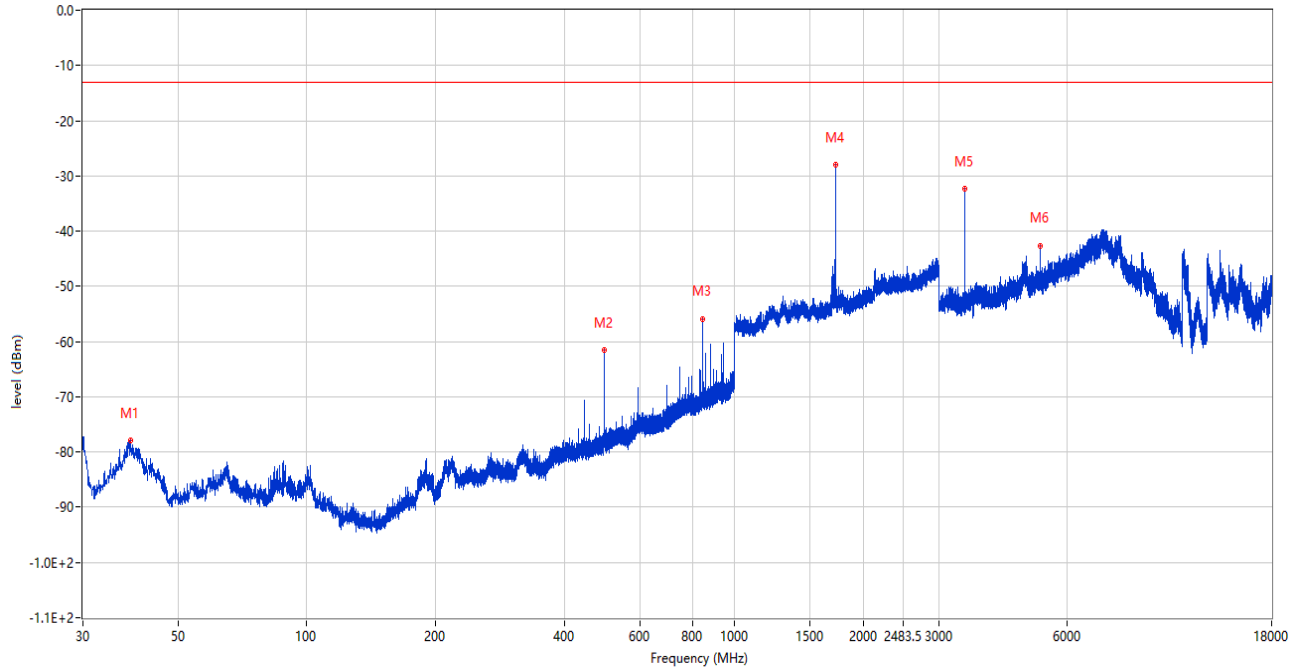


Frequency (MHz)	Result (dBm)	Factor (dB)	Limit (dBm)	Margin (dB)	Table (o)	ANT	EUT	Verdict
38.294	-59.59	-19.55	-13.0	46.59	307.00	Horizontal	Horizontal	Pass
195.288	-77.46	-16.83	-13.0	64.46	80.00	Horizontal	Horizontal	Pass
843.006	-56.83	-0.09	-13.0	43.83	227.00	Horizontal	Horizontal	Pass
1725.800	-39.67	2.73	-13.0	26.67	86.00	Horizontal	Horizontal	N/A
3451.750	-31.29	4.77	-13.0	18.29	120.00	Horizontal	Horizontal	Pass
5177.500	-42.75	10.90	-13.0	29.75	138.00	Horizontal	Horizontal	Pass

## 2.6 LTE Band 4 BW20, Middle Channel

### RSE-V LTE Band 4 BW20 CH20175

RSE (RF) \_FCC PART22&24&27\_WCDMA Band 4 & LTE Band 4 & 66\_1710-1785\_30MHz-20GHz



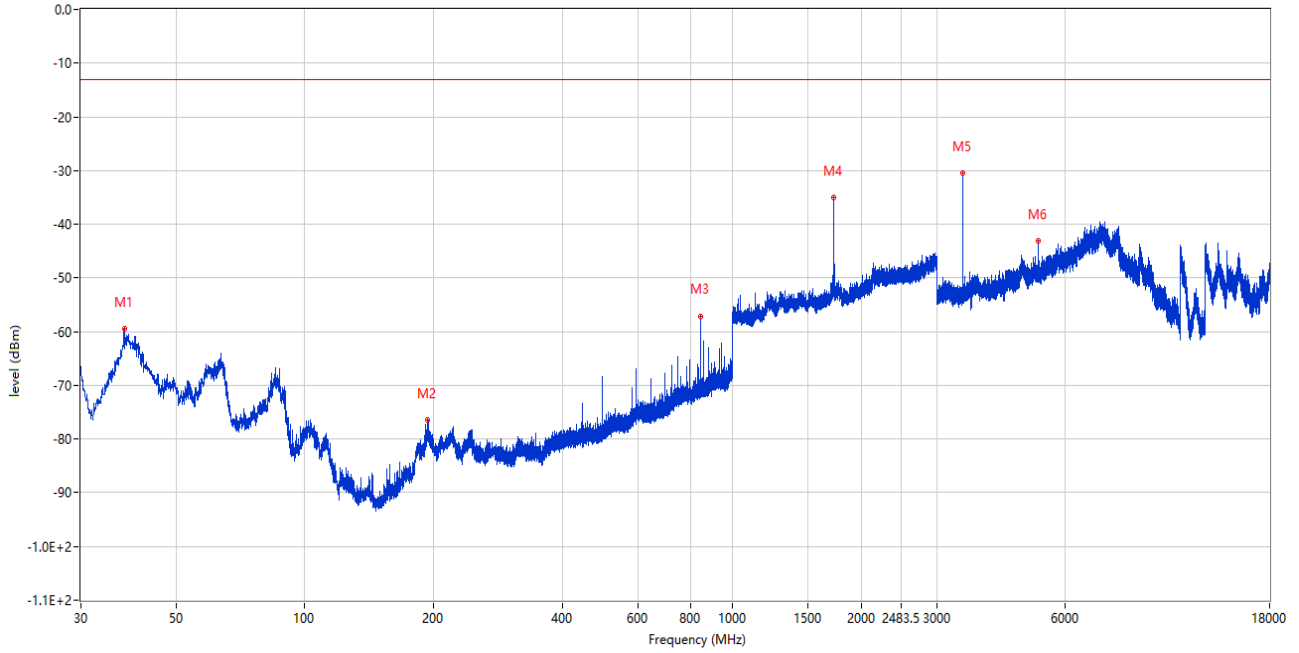
Frequency (MHz)	Result (dBm)	Factor (dB)	Limit (dBm)	Margin (dB)	Table (o)	ANT	EUT	Verdict
38.681	-77.88	-19.16	-13.0	64.88	183.00	Vertical	Horizontal	Pass
496.085	-61.50	-8.04	-13.0	48.50	4.00	Vertical	Horizontal	Pass
843.297	-55.83	-0.09	-13.0	42.83	347.00	Vertical	Horizontal	Pass
1723.400	-27.93	2.69	-13.0	14.93	36.00	Vertical	Horizontal	N/A
3447.000	-32.32	4.87	-13.0	19.32	314.00	Vertical	Horizontal	Pass
5170.750	-42.57	10.79	-13.0	29.57	135.00	Vertical	Horizontal	Pass



LTE Band 4 BW20, Middle Channel

RSE-H LTE Band 4 BW20 CH20175

RSE (RF) \_FCC PART22&24&27\_WCDMA Band 4 & LTE Band 4 & 66 \_1710-1785\_30MHz-20GHz

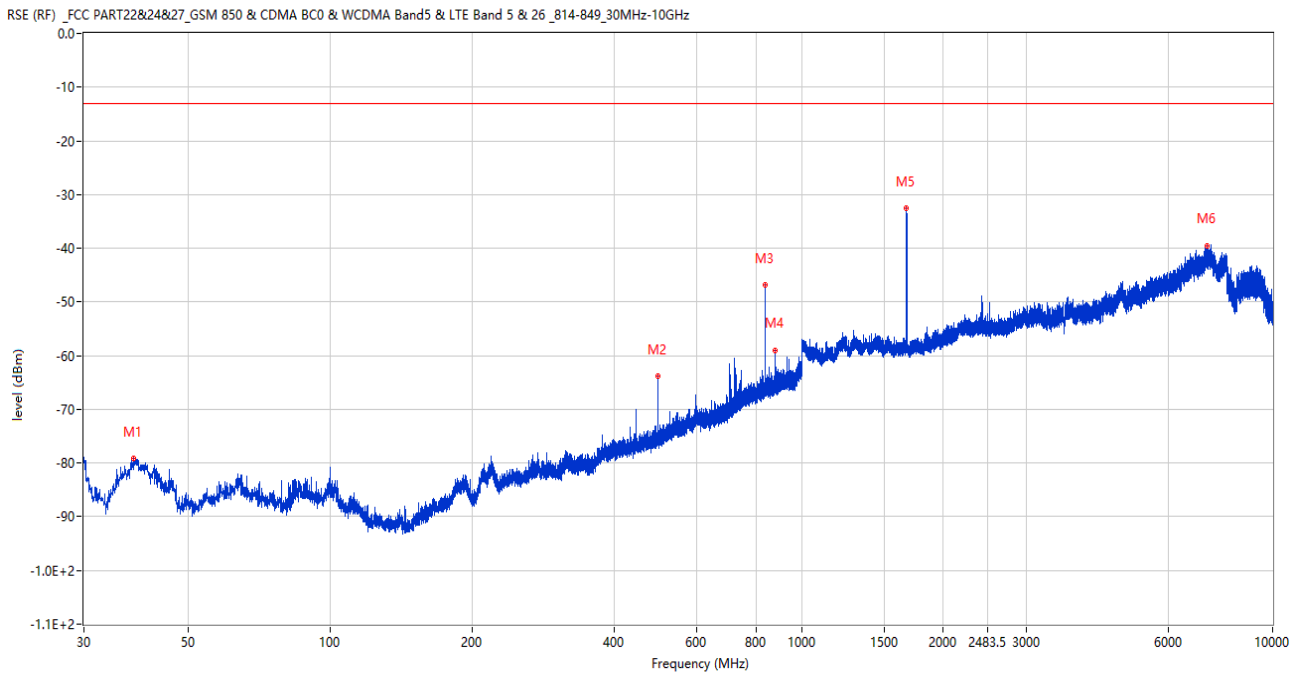


Frequency (MHz)	Result (dBm)	Factor (dB)	Limit (dBm)	Margin (dB)	Table (o)	ANT	EUT	Verdict
38.002	-59.47	-19.84	-13.0	46.47	210.00	Horizontal	Horizontal	Pass
193.348	-76.48	-17.01	-13.0	63.48	99.00	Horizontal	Horizontal	Pass
843.442	-57.09	-0.09	-13.0	44.09	227.00	Horizontal	Horizontal	Pass
1723.500	-35.00	2.69	-13.0	22.00	67.00	Horizontal	Horizontal	N/A
3447.000	-30.45	4.87	-13.0	17.45	118.00	Horizontal	Horizontal	Pass
5171.000	-43.14	10.79	-13.0	30.14	115.00	Horizontal	Horizontal	Pass

### 3. LTE Band 5

#### 3.1 LTE Band 5 BW1.4, Middle Channel

#### RSE-V LTE Band 5 BW1.4 CH20525

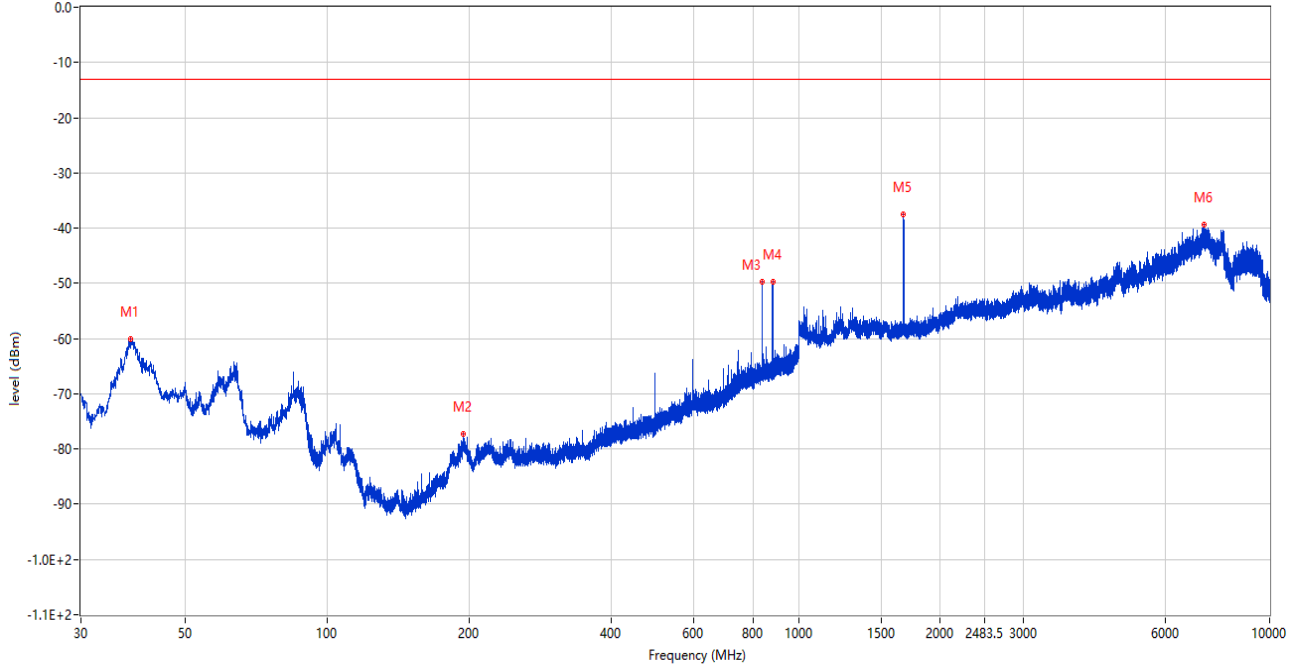


Frequency (MHz)	Result (dBm)	Factor (dB)	Limit (dBm)	Margin (dB)	Table (o)	ANT	EUT	Verdict
38.294	-79.12	-18.87	-13.0	66.12	327.00	Vertical	Horizontal	Pass
496.134	-63.80	-4.80	-13.0	50.80	0.00	Vertical	Horizontal	Pass
836.070	-46.86	4.99	-13.0	33.86	87.00	Vertical	Horizontal	N/A
880.545	-58.99	5.11	-13.0	45.99	31.00	Vertical	Horizontal	N/A
1672.000	-32.53	-3.65	-13.0	19.53	225.00	Vertical	Horizontal	Pass
7250.750	-39.62	17.49	-13.0	26.62	292.00	Vertical	Horizontal	Pass

LTE Band 5 BW1.4, Middle Channel

RSE-H LTE Band 5 BW1.4 CH20525

RSE (RF) \_FCC PART22&24&27\_GSM 850 & CDMA BC0 & WCDMA Band5 & LTE Band 5 & 26 \_814-849\_30MHz-10GHz

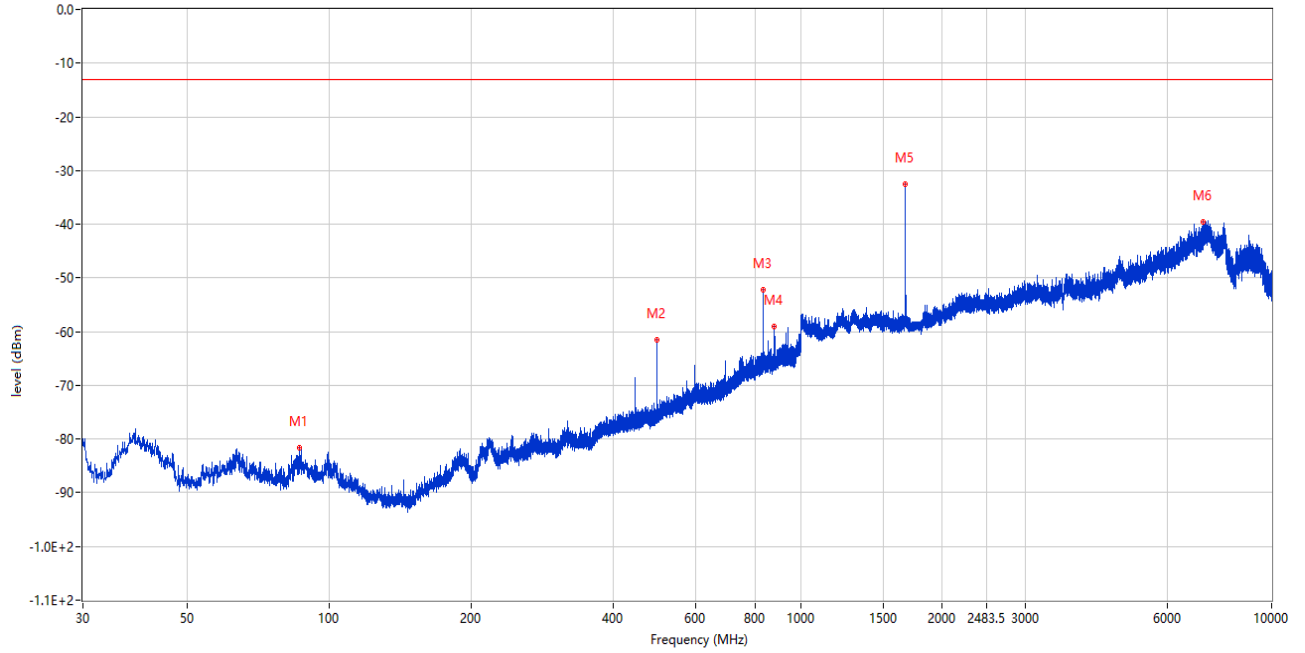


Frequency (MHz)	Result (dBm)	Factor (dB)	Limit (dBm)	Margin (dB)	Table (o)	ANT	EUT	Verdict
38.294	-60.18	-18.87	-13.0	47.18	12.00	Horizontal	Horizontal	Pass
194.415	-77.20	-15.05	-13.0	64.20	100.00	Horizontal	Horizontal	Pass
836.070	-49.62	4.99	-13.0	36.62	243.00	Horizontal	Horizontal	N/A
881.757	-49.62	5.06	-13.0	36.62	189.00	Horizontal	Horizontal	N/A
1672.000	-37.52	-3.65	-13.0	24.52	180.00	Horizontal	Horizontal	Pass
7268.250	-39.34	17.42	-13.0	26.34	334.00	Horizontal	Horizontal	Pass

### 3.2 LTE Band 5 BW3, Middle Channel

#### RSE-V LTE Band 5 BW3 CH20525

RSE (RF) \_FCC PART22&24&27\_GSM 850 & CDMA BC0 & WCDMA Band5 & LTE Band 5 & 26\_814-849\_30MHz-10GHz

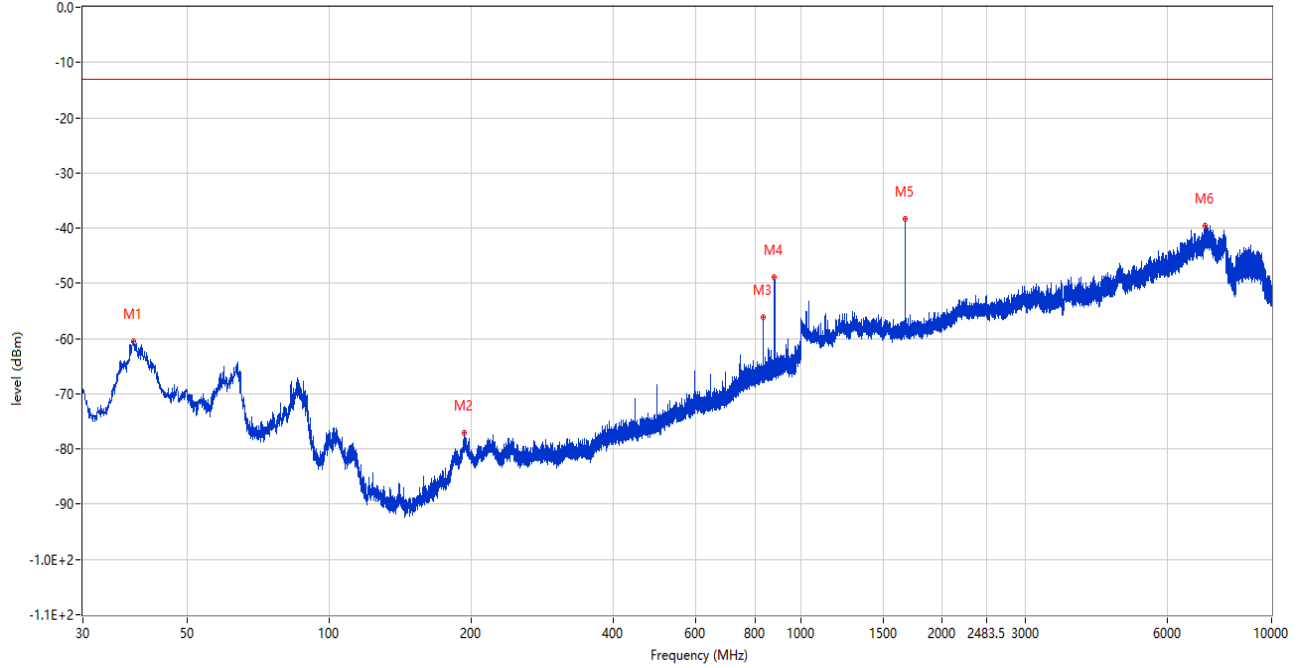


Frequency (MHz)	Result (dBm)	Factor (dB)	Limit (dBm)	Margin (dB)	Table (o)	ANT	EUT	Verdict
86.212	-81.71	-18.51	-13.0	68.71	62.00	Vertical	Horizontal	Pass
496.085	-61.60	-4.80	-13.0	48.60	3.00	Vertical	Horizontal	Pass
835.246	-52.19	4.97	-13.0	39.19	84.00	Vertical	Horizontal	N/A
880.545	-58.97	5.11	-13.0	45.97	34.00	Vertical	Horizontal	N/A
1670.300	-32.59	-3.61	-13.0	19.59	222.00	Vertical	Horizontal	Pass
7171.500	-39.65	16.68	-13.0	26.65	117.00	Vertical	Horizontal	Pass

LTE Band 5 BW3, Middle Channel

RSE-H LTE Band 5 BW3 CH20525

RSE (RF) \_FCC PART22&24&27\_GSM 850 & CDMA BC0 & WCDMA Band5 & LTE Band 5 & 26\_814-849\_30MHz-10GHz

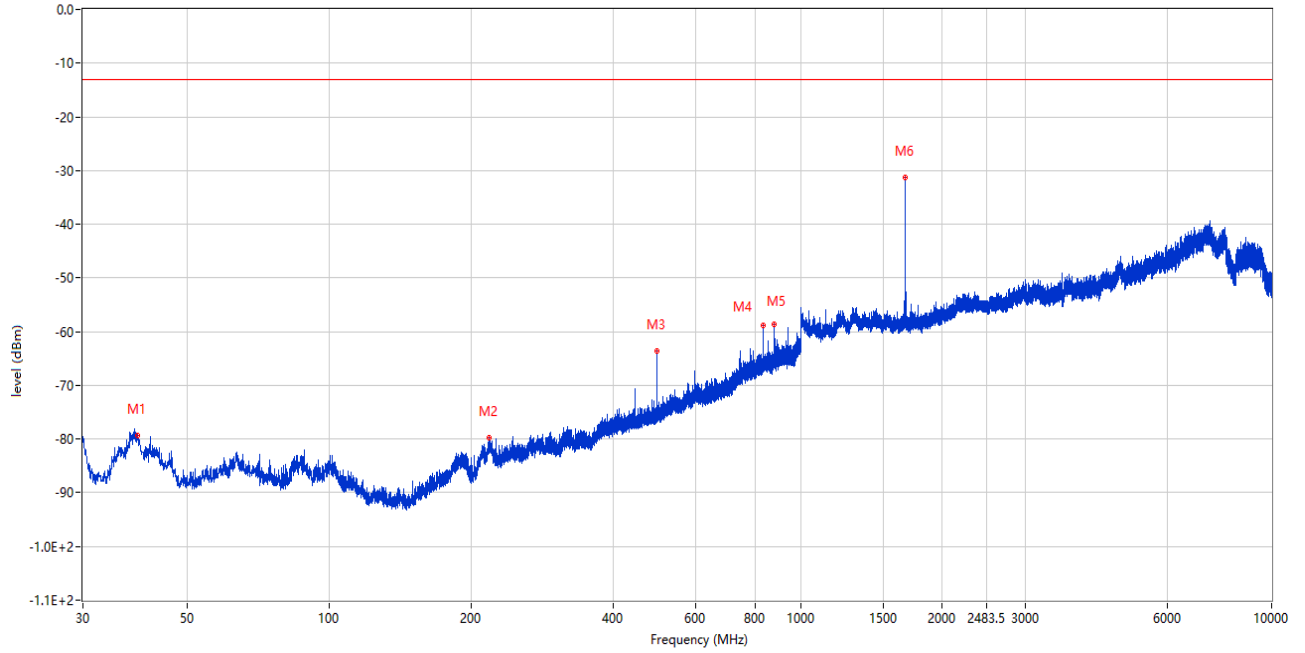


Frequency (MHz)	Result (dBm)	Factor (dB)	Limit (dBm)	Margin (dB)	Table (o)	ANT	EUT	Verdict
38.391	-60.45	-18.77	-13.0	47.45	294.00	Horizontal	Horizontal	Pass
193.057	-77.05	-15.27	-13.0	64.05	80.00	Horizontal	Horizontal	Pass
835.197	-56.17	4.97	-13.0	43.17	241.00	Horizontal	Horizontal	N/A
881.223	-48.93	5.08	-13.0	35.93	342.00	Horizontal	Horizontal	N/A
1670.400	-38.26	-3.61	-13.0	25.26	188.00	Horizontal	Horizontal	Pass
7228.750	-39.66	18.54	-13.0	26.66	167.00	Horizontal	Horizontal	Pass

### 3.3 LTE Band 5 BW5, Middle Channel

#### RSE-V LTE Band 5 BW5 CH20525

RSE (RF) \_FCC PART22&24&27\_GSM 850 & CDMA BC0 & WCDMA Band5 & LTE Band 5 & 26\_814-849\_30MHz-10GHz

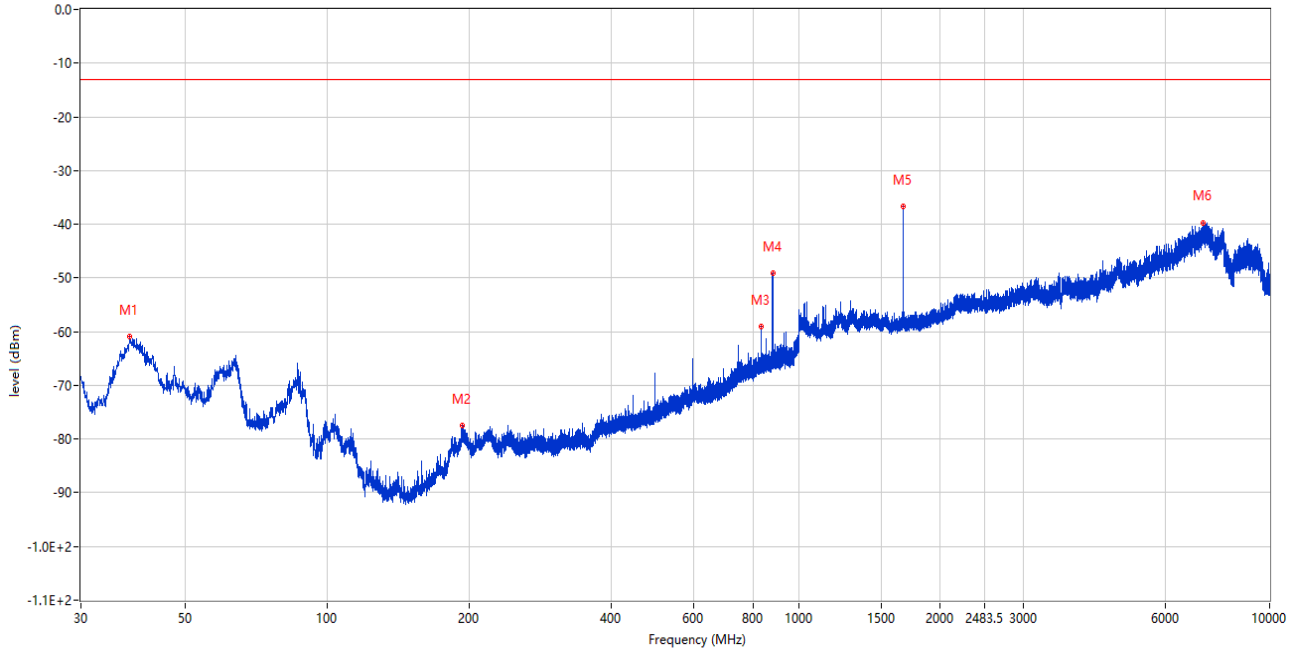


Frequency (MHz)	Result (dBm)	Factor (dB)	Limit (dBm)	Margin (dB)	Table (o)	ANT	EUT	Verdict
39.264	-79.41	-17.87	-13.0	66.41	207.00	Vertical	Horizontal	Pass
218.714	-79.72	-14.48	-13.0	66.72	312.00	Vertical	Horizontal	Pass
496.037	-63.63	-4.80	-13.0	50.63	2.00	Vertical	Horizontal	Pass
834.372	-58.80	4.95	-13.0	45.80	68.00	Vertical	Horizontal	N/A
880.496	-58.65	5.11	-13.0	45.65	50.00	Vertical	Horizontal	N/A
1668.500	-31.21	-3.61	-13.0	18.21	228.00	Vertical	Horizontal	Pass

LTE Band 5 BW5, Middle Channel

RSE-H LTE Band 5 BW5 CH20525

RSE (RF) \_FCC PART22&24&27\_GSM 850 & CDMA BC0 & WCDMA Band5 & LTE Band 5 & 26\_814-849\_30MHz-10GHz

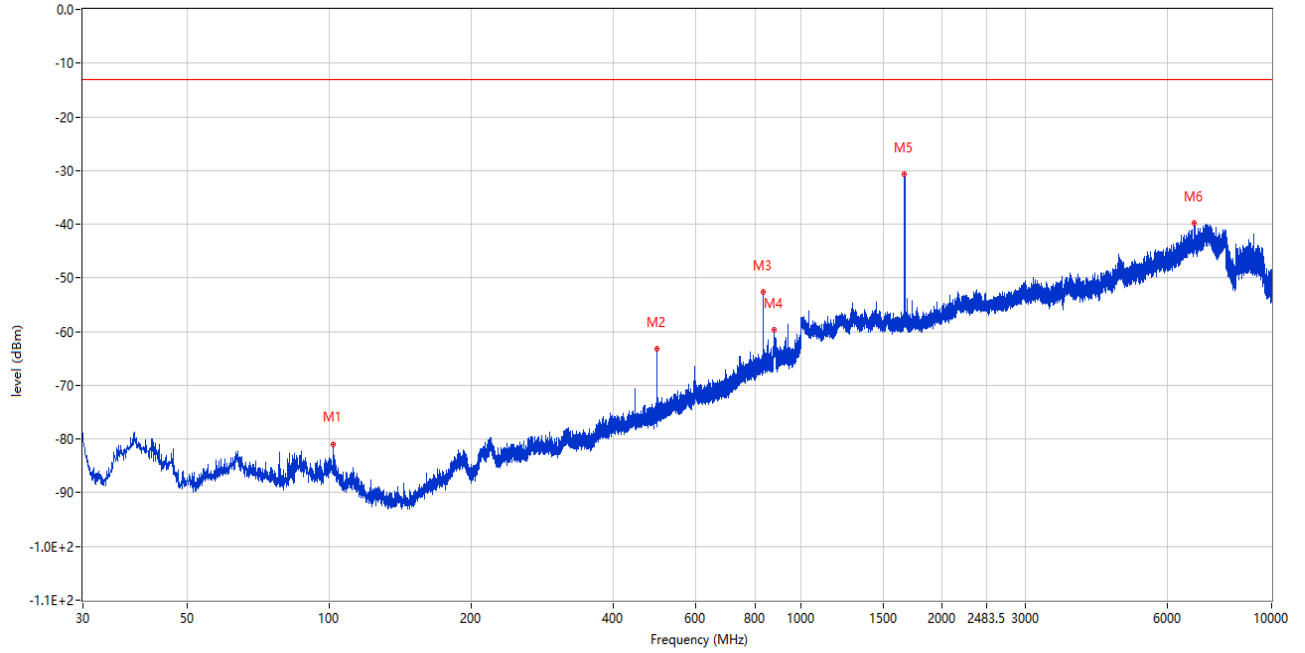


Frequency (MHz)	Result (dBm)	Factor (dB)	Limit (dBm)	Margin (dB)	Table (o)	ANT	EUT	Verdict
38.099	-60.99	-19.07	-13.0	47.99	123.00	Horizontal	Horizontal	Pass
193.833	-77.47	-15.14	-13.0	64.47	102.00	Horizontal	Horizontal	Pass
834.324	-59.11	4.95	-13.0	46.11	245.00	Horizontal	Horizontal	N/A
881.806	-49.16	5.06	-13.0	36.16	170.00	Horizontal	Horizontal	N/A
1668.600	-36.62	-3.61	-13.0	23.62	16.00	Horizontal	Horizontal	Pass
7225.250	-39.68	18.55	-13.0	26.68	111.00	Horizontal	Horizontal	Pass

### 3.4 LTE Band 5 BW10, Middle Channel

#### RSE-V LTE Band 5 BW10 CH20525

RSE (RF) \_FCC PART22&24&27\_GSM 850 & CDMA BC0 & WCDMA Band5 & LTE Band 5 & 26\_814-849\_30MHz-10GHz



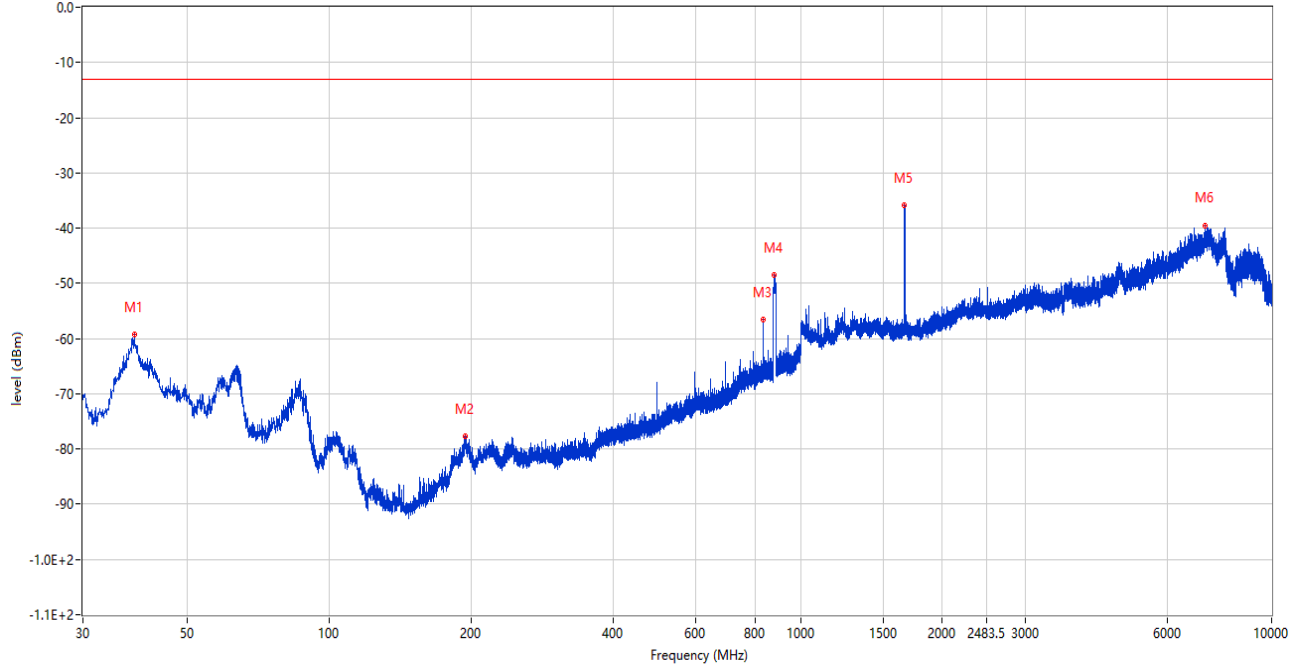
Frequency (MHz)	Result (dBm)	Factor (dB)	Limit (dBm)	Margin (dB)	Table (o)	ANT	EUT	Verdict
102.022	-80.91	-17.61	-13.0	67.91	317.00	Vertical	Horizontal	Pass
495.988	-63.18	-4.81	-13.0	50.18	0.00	Vertical	Horizontal	Pass
832.044	-52.59	4.89	-13.0	39.59	82.00	Vertical	Horizontal	N/A
880.447	-59.59	5.11	-13.0	46.59	42.00	Vertical	Horizontal	N/A
1664.100	-30.75	-3.65	-13.0	17.75	261.00	Vertical	Horizontal	Pass
6850.250	-39.76	16.72	-13.0	26.76	183.00	Vertical	Horizontal	Pass



### LTE Band 5 BW10, Middle Channel

#### RSE-H LTE Band 5 BW10 CH20525

RSE (RF) \_FCC PART22&24&27\_GSM 850 & CDMA BC0 & WCDMA Band5 & LTE Band 5 & 26\_814-849\_30MHz-10GHz

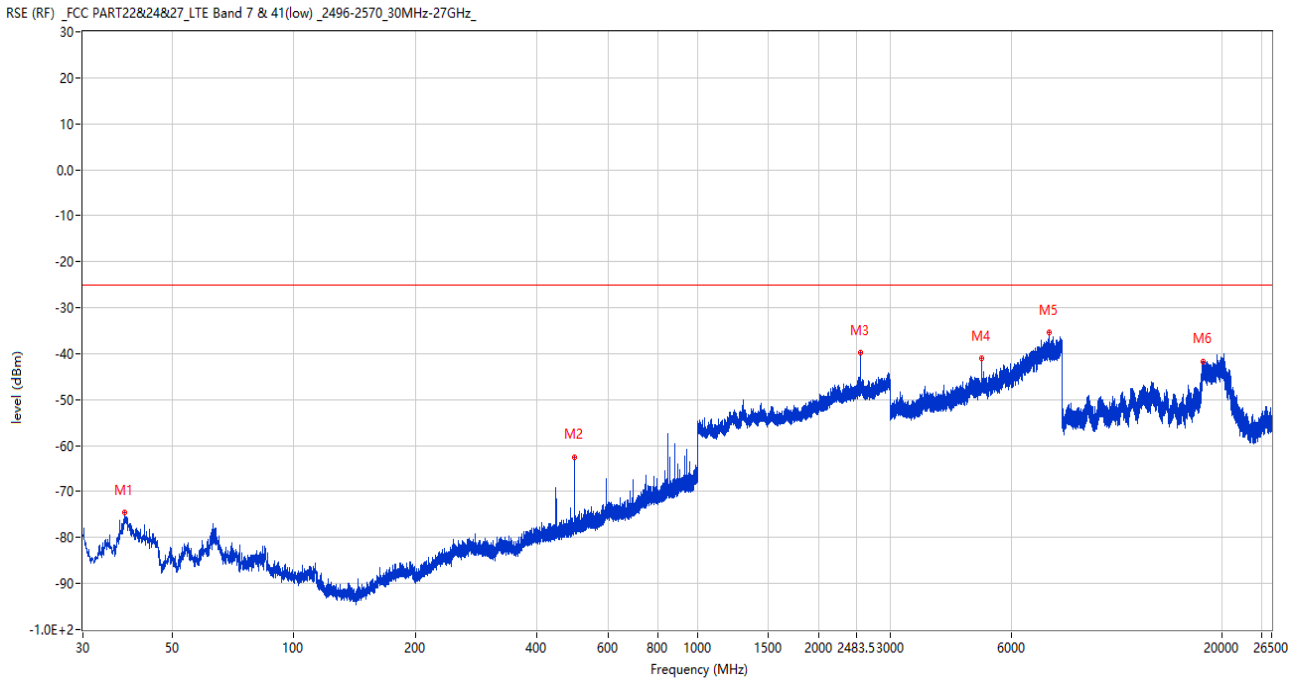


Frequency (MHz)	Result (dBm)	Factor (dB)	Limit (dBm)	Margin (dB)	Table (o)	ANT	EUT	Verdict
38.536	-59.23	-18.62	-13.0	46.23	327.00	Horizontal	Horizontal	Pass
193.978	-77.65	-15.12	-13.0	64.65	88.00	Horizontal	Horizontal	Pass
832.044	-56.64	4.89	-13.0	43.64	249.00	Horizontal	Horizontal	N/A
878.604	-48.50	5.19	-13.0	35.50	158.00	Horizontal	Horizontal	N/A
1664.100	-35.78	-3.65	-13.0	22.78	195.00	Horizontal	Horizontal	Pass
7231.250	-39.47	18.47	-13.0	26.47	192.00	Horizontal	Horizontal	Pass

#### 4. LTE Band 7

##### 4.1 LTE Band 7 BW5, Middle Channel

##### RSE-V LTE Band 7 BW5 CH21100

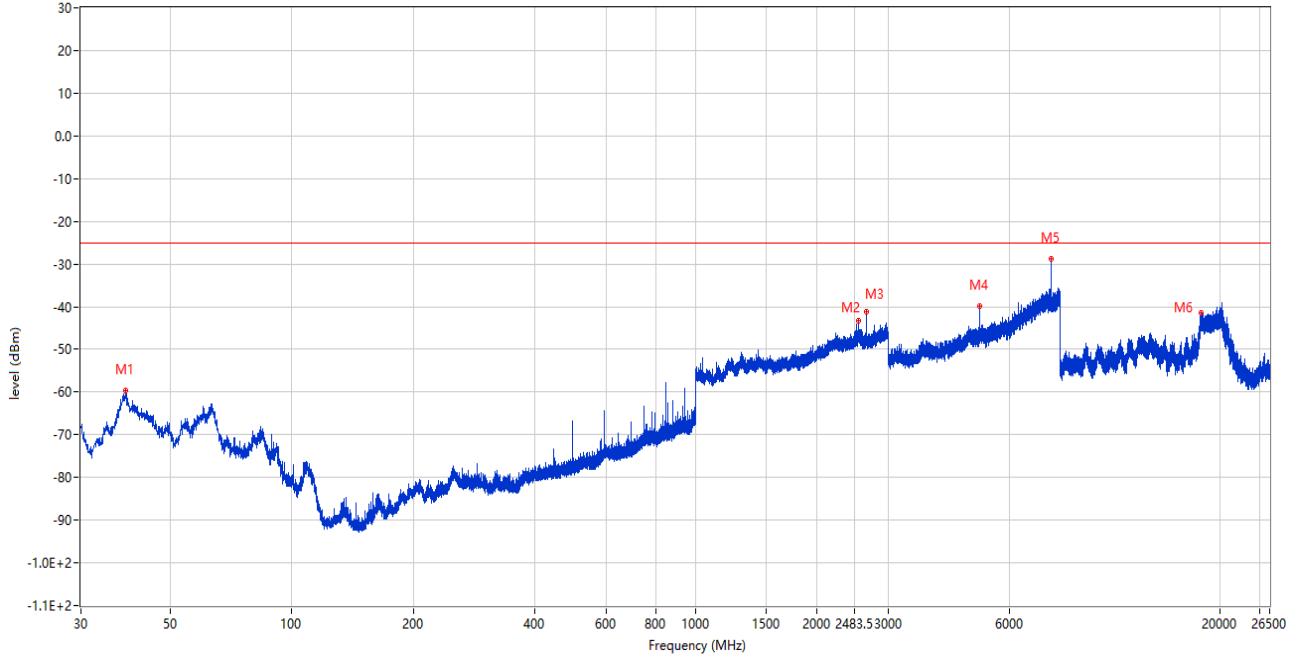


Frequency (MHz)	Result (dBm)	Factor (dB)	Limit (dBm)	Margin (dB)	Table (o)	ANT	EUT	Verdict
38.002	-74.62	-19.84	-25.0	49.62	231.00	Vertical	Horizontal	Pass
496.037	-62.50	-8.04	-25.0	37.50	27.00	Vertical	Horizontal	Pass
2532.800	-39.84	7.99	-25.0	14.84	87.00	Vertical	Horizontal	Pass
5065.500	-41.09	10.90	-25.0	16.09	44.00	Vertical	Horizontal	Pass
7464.500	-35.42	18.29	-25.0	10.42	51.00	Vertical	Horizontal	Pass
17884.500	-41.77	12.93	-25.0	16.77	323.00	Vertical	Horizontal	Pass

LTE Band 7 BW5, Middle Channel

RSE-H LTE Band 7 BW5 CH21100

RSE (RF) \_FCC PART22&24&27\_LTE Band 7 & 41(low) \_2496-2570\_30MHz-27GHz\_

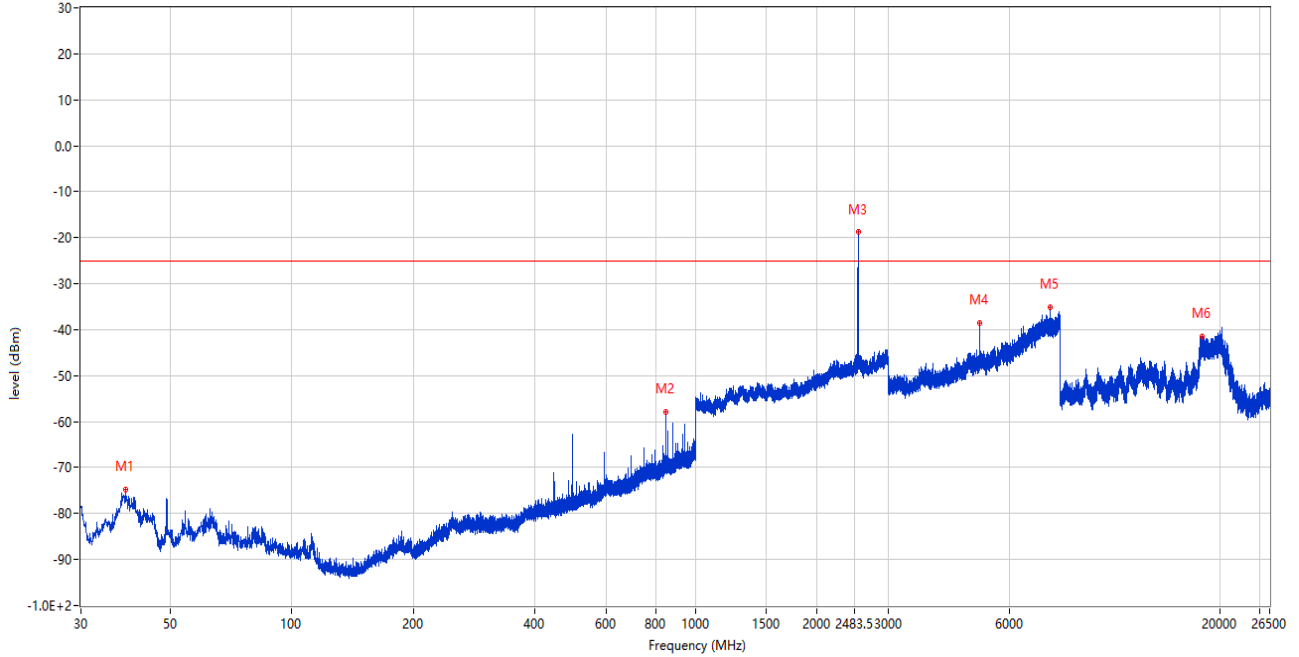


Frequency (MHz)	Result (dBm)	Factor (dB)	Limit (dBm)	Margin (dB)	Table (o)	ANT	EUT	Verdict
38.779	-59.54	-19.06	-25.0	34.54	159.00	Horizontal	Horizontal	Pass
2532.600	-43.35	7.99	-25.0	18.35	54.00	Horizontal	Horizontal	N/A
2654.100	-41.25	7.04	-25.0	16.25	349.00	Horizontal	Horizontal	N/A
5065.250	-39.87	10.89	-25.0	14.87	80.00	Horizontal	Horizontal	Pass
7598.250	-28.89	17.61	-25.0	3.89	201.00	Horizontal	Horizontal	Pass
17921.776	-41.53	12.98	-25.0	16.53	29.00	Horizontal	Horizontal	Pass

4.2 LTE Band 7 BW10, Middle Channel

RSE-V LTE Band 7 BW10 CH21100

RSE (RF) \_FCC PART228&24&27\_LTE Band 7 & 41(low) \_2496-2570\_30MHz-27GHz\_

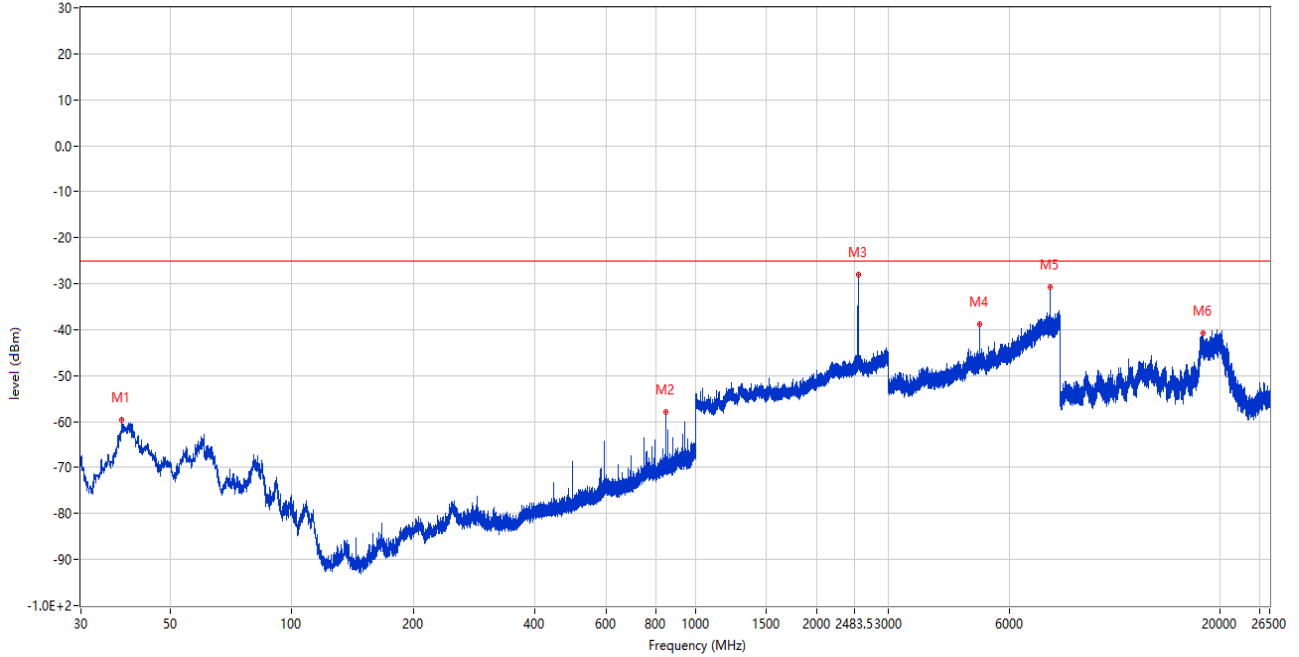


Frequency (MHz)	Result (dBm)	Factor (dB)	Limit (dBm)	Margin (dB)	Table (o)	ANT	EUT	Verdict
38.681	-74.67	-19.16	-25.0	49.67	238.00	Vertical	Horizontal	Pass
843.297	-57.82	-0.09	-25.0	32.82	344.00	Vertical	Horizontal	Pass
2530.500	-18.83	8.00	-25.0	-6.17	92.00	Vertical	Horizontal	N/A
5061.000	-40.21	10.80	-25.0	15.21	137.00	Vertical	Horizontal	Pass
7591.750	-35.05	17.58	-25.0	10.05	323.00	Vertical	Horizontal	Pass
17992.913	-41.48	13.43	-25.0	16.48	314.00	Vertical	Horizontal	Pass

LTE Band 7 BW10, Middle Channel

RSE-H LTE Band 7 BW10 CH21100

RSE (RF) \_FCC PART22&24&27\_LTE Band 7 & 41(low) \_2496-2570\_30MHz-27GHz\_

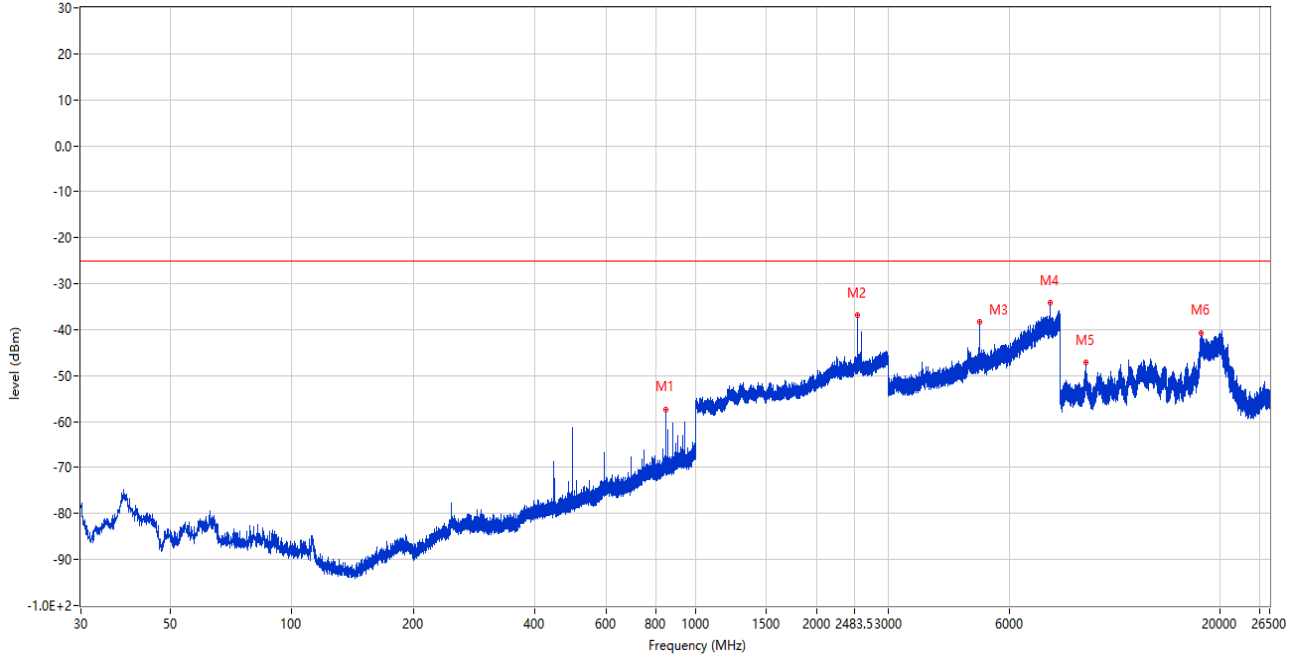


Frequency (MHz)	Result (dBm)	Factor (dB)	Limit (dBm)	Margin (dB)	Table (o)	ANT	EUT	Verdict
37.906	-59.61	-19.88	-25.0	34.61	337.00	Horizontal	Horizontal	Pass
843.297	-57.87	-0.09	-25.0	32.87	222.00	Horizontal	Horizontal	Pass
2530.500	-28.01	8.00	-25.0	3.01	75.00	Horizontal	Horizontal	N/A
5061.250	-38.79	10.81	-25.0	13.79	74.00	Horizontal	Horizontal	Pass
7591.250	-30.70	17.58	-25.0	5.70	200.00	Horizontal	Horizontal	Pass
18120.276	-40.76	13.56	-25.0	15.76	156.00	Horizontal	Horizontal	Pass

### 4.3 LTE Band 7 BW15, Middle Channel

#### RSE-V LTE Band 7 BW15 CH21100

RSE (RF) \_FCC PART228&24&27\_LTE Band 7 & 41(low) \_2496-2570\_30MHz-27GHz\_

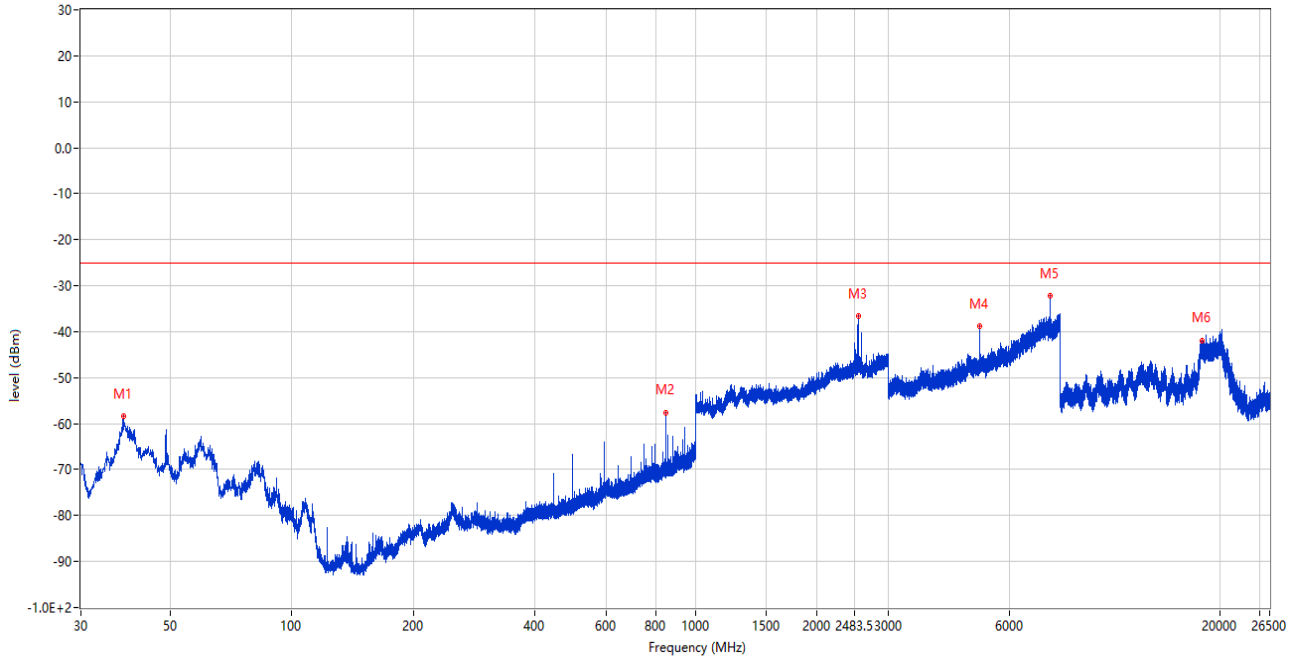


Frequency (MHz)	Result (dBm)	Factor (dB)	Limit (dBm)	Margin (dB)	Table (o)	ANT	EUT	Verdict
843.442	-57.51	-0.09	-25.0	32.51	27.00	Vertical	Horizontal	Pass
2528.200	-36.86	7.96	-25.0	11.86	90.00	Vertical	Horizontal	N/A
5056.500	-38.38	10.68	-25.0	13.38	84.00	Vertical	Horizontal	Pass
7584.750	-34.13	17.74	-25.0	9.13	324.00	Vertical	Horizontal	Pass
9308.625	-47.09	5.72	-25.0	22.09	150.00	Vertical	Horizontal	Pass
17888.176	-40.67	12.90	-25.0	15.67	219.00	Vertical	Horizontal	Pass

LTE Band 7 BW15, Middle Channel

RSE-H LTE Band 7 BW15 CH21100

RSE (RF) \_FCC PART22&24&27\_LTE Band 7 & 41(low) \_2496-2570\_30MHz-27GHz\_

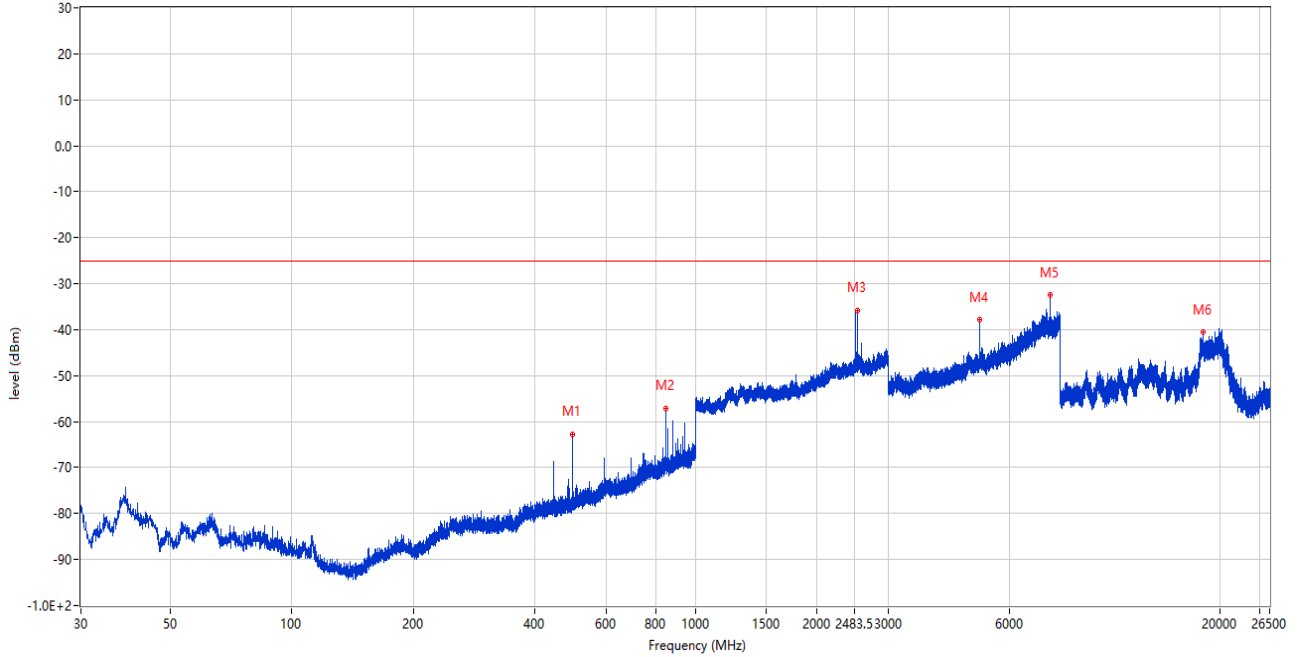


Frequency (MHz)	Result (dBm)	Factor (dB)	Limit (dBm)	Margin (dB)	Table (o)	ANT	EUT	Verdict
38.197	-58.39	-19.64	-25.0	33.39	344.00	Horizontal	Horizontal	Pass
843.248	-57.62	-0.09	-25.0	32.62	22.00	Horizontal	Horizontal	Pass
2529.900	-36.70	8.00	-25.0	11.70	65.00	Horizontal	Horizontal	N/A
5056.500	-38.85	10.68	-25.0	13.85	80.00	Horizontal	Horizontal	Pass
7584.750	-32.25	17.74	-25.0	7.25	198.00	Horizontal	Horizontal	Pass
17989.239	-41.91	13.47	-25.0	16.91	290.00	Horizontal	Horizontal	Pass

#### 4.4 LTE Band 7 BW20, Middle Channel

#### RSE-V LTE Band 7 BW20 CH21100

RSE (RF) \_FCC PART22&24&27\_LTE Band 7 & 41(low) \_2496-2570\_30MHz-27GHz\_



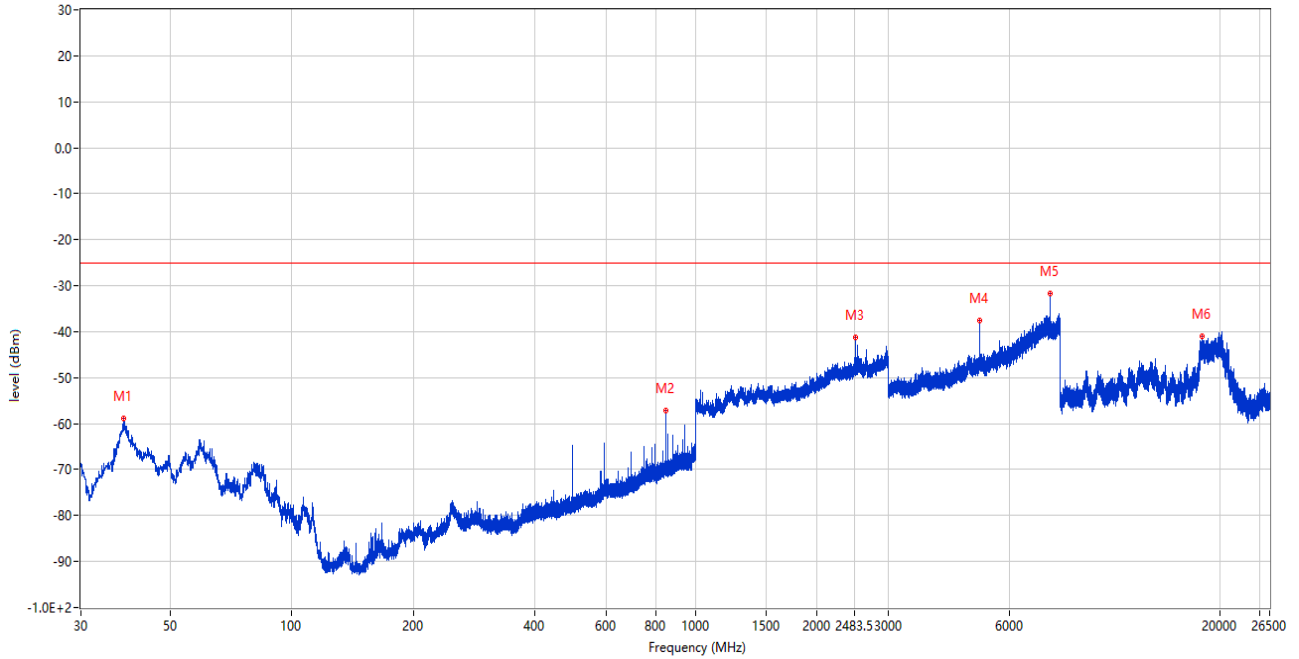
Frequency (MHz)	Result (dBm)	Factor (dB)	Limit (dBm)	Margin (dB)	Table (o)	ANT	EUT	Verdict
495.842	-62.89	-8.05	-25.0	37.89	332.00	Vertical	Horizontal	Pass
843.151	-57.09	-0.09	-25.0	32.09	28.00	Vertical	Horizontal	Pass
2525.900	-35.92	7.89	-25.0	10.92	109.00	Vertical	Horizontal	N/A
5052.000	-37.92	10.54	-25.0	12.92	114.00	Vertical	Horizontal	Pass
7578.000	-32.51	17.92	-25.0	7.51	290.00	Vertical	Horizontal	Pass
18121.126	-40.61	13.55	-25.0	15.61	323.00	Vertical	Horizontal	Pass



LTE Band 7 BW20, Middle Channel

RSE-H LTE Band 7 BW20 CH21100

RSE (RF) \_FCC PART22&24&27\_LTE Band 7 & 41(low) \_2496-2570\_30MHz-27GHz\_

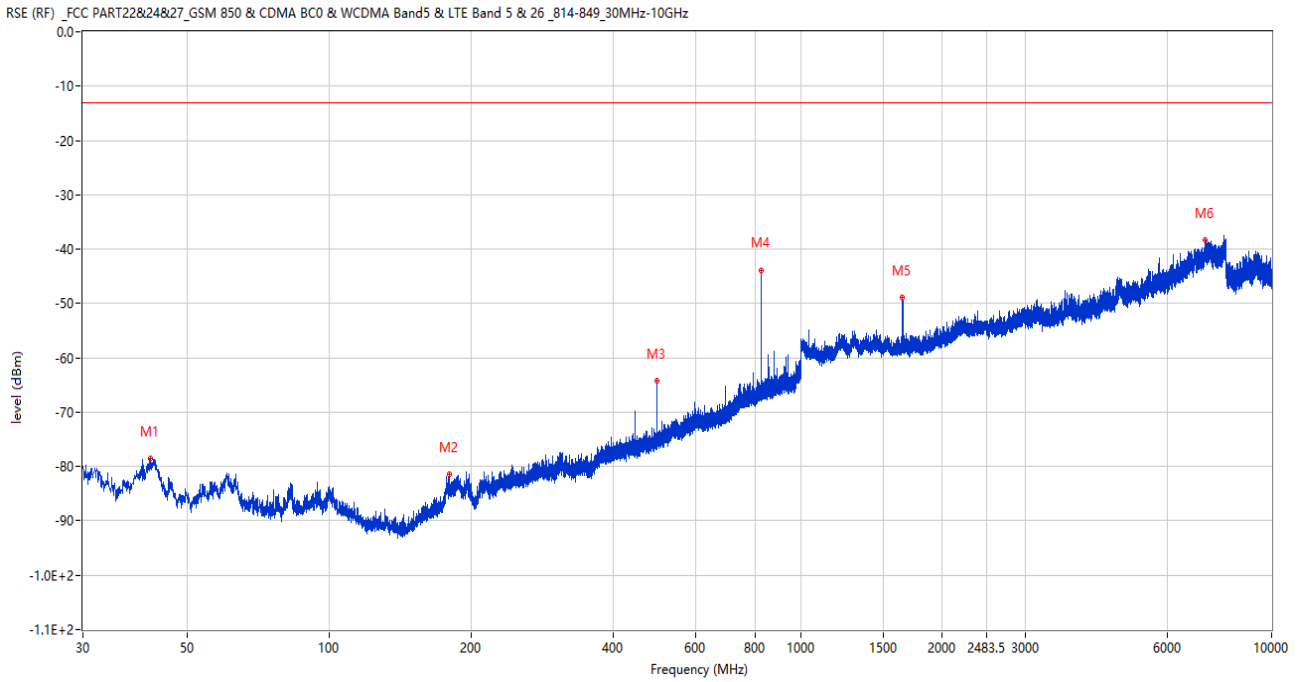


Frequency (MHz)	Result (dBm)	Factor (dB)	Limit (dBm)	Margin (dB)	Table (o)	ANT	EUT	Verdict
38.197	-58.99	-19.64	-25.0	33.99	268.00	Horizontal	Horizontal	Pass
843.200	-57.20	-0.09	-25.0	32.20	12.00	Horizontal	Horizontal	Pass
2490.300	-41.32	7.72	-25.0	16.32	69.00	Horizontal	Horizontal	Pass
5051.750	-37.67	10.54	-25.0	12.67	80.00	Horizontal	Horizontal	Pass
7578.000	-31.79	17.92	-25.0	6.79	298.00	Horizontal	Horizontal	Pass
18054.824	-41.01	13.70	-25.0	16.01	274.00	Horizontal	Horizontal	Pass

## 5. GPRS 850

### 5.1 GPRS 850, Low Channel

#### RSE-V GPRS 850 CH128

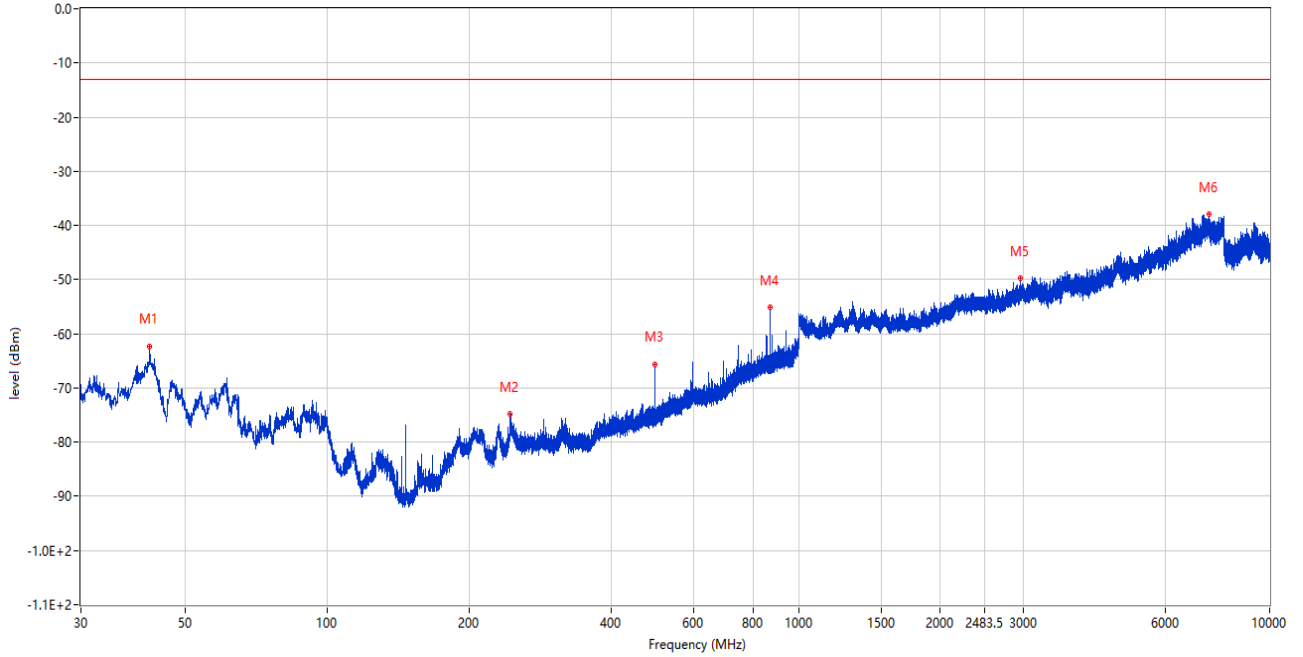


Frequency (MHz)	Result (dBm)	Factor (dB)	Limit (dBm)	Margin (dB)	Table (o)	ANT	EUT	Verdict
41.785	-78.55	-16.57	-13.0	65.55	112.00	Vertical	Horizontal	Pass
179.962	-81.36	-16.29	-13.0	68.36	134.00	Vertical	Horizontal	Pass
496.085	-64.28	-4.80	-13.0	51.28	2.00	Vertical	Horizontal	Pass
824.188	-43.82	4.69	-13.0	30.82	356.00	Vertical	Horizontal	N/A
1648.000	-48.91	-3.62	-13.0	35.91	30.00	Vertical	Horizontal	Pass
7211.250	-38.27	18.08	-13.0	25.27	323.00	Vertical	Horizontal	Pass

GPRS 850, Low Channel

RSE-H GPRS 850 CH128

RSE (RF) \_FCC PART22&24&27\_GSM 850 & CDMA BCO & WCDMA Band5 & LTE Band 5 & 26\_814-849\_30MHz-10GHz

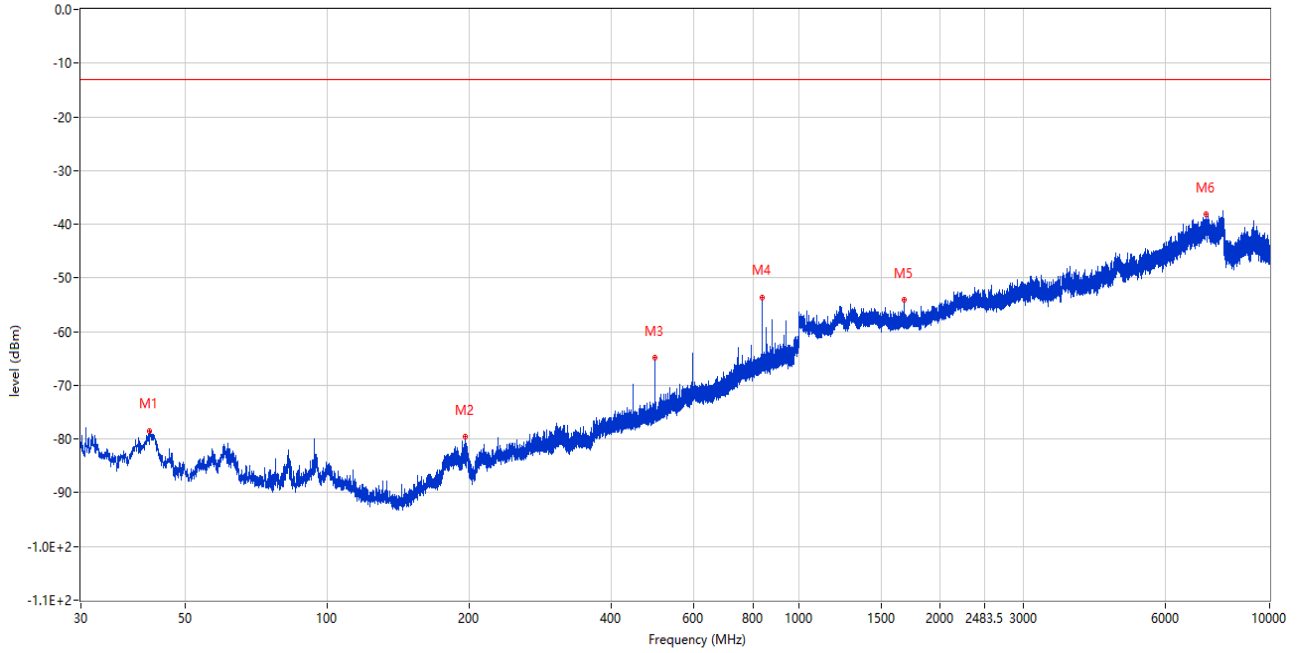


Frequency (MHz)	Result (dBm)	Factor (dB)	Limit (dBm)	Margin (dB)	Table (o)	ANT	EUT	Verdict
42.028	-62.26	-16.62	-13.0	49.26	264.00	Horizontal	Horizontal	Pass
244.710	-74.81	-12.48	-13.0	61.81	206.00	Horizontal	Horizontal	Pass
496.182	-65.58	-4.80	-13.0	52.58	213.00	Horizontal	Horizontal	Pass
869.196	-55.08	4.64	-13.0	42.08	293.00	Horizontal	Horizontal	N/A
2963.200	-49.82	3.71	-13.0	36.82	199.00	Horizontal	Horizontal	Pass
7433.500	-37.87	18.23	-13.0	24.87	154.00	Horizontal	Horizontal	Pass

5.2 GPRS 850, Middle Channel

RSE-V GPRS 850 CH190

RSE (RF) \_FCC PART22&24&27\_GSM 850 & CDMA BC0 & WCDMA Band5 & LTE Band 5 & 26\_814-849\_30MHz-10GHz

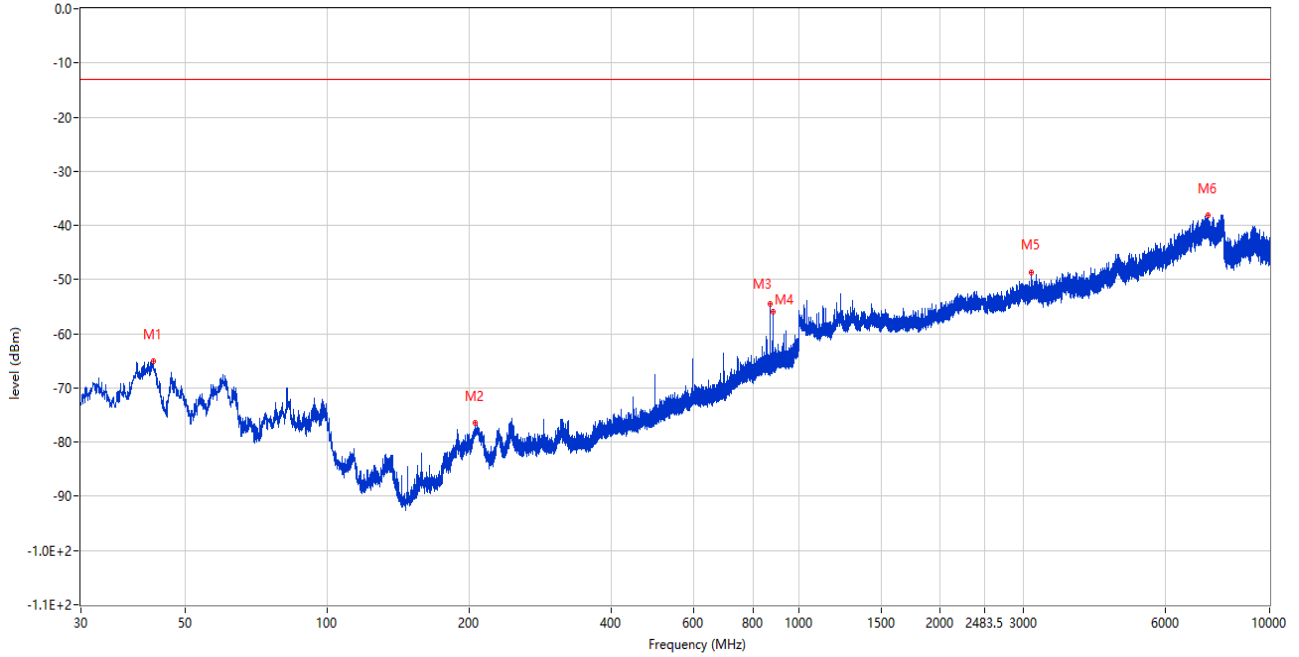


Frequency (MHz)	Result (dBm)	Factor (dB)	Limit (dBm)	Margin (dB)	Table (o)	ANT	EUT	Verdict
41.980	-78.41	-16.62	-13.0	65.41	311.00	Vertical	Horizontal	Pass
196.598	-79.60	-15.43	-13.0	66.60	311.00	Vertical	Horizontal	Pass
496.134	-64.82	-4.80	-13.0	51.82	325.00	Vertical	Horizontal	Pass
836.652	-53.56	5.00	-13.0	40.56	218.00	Vertical	Horizontal	N/A
1673.200	-54.13	-3.68	-13.0	41.13	292.00	Vertical	Horizontal	Pass
7319.250	-38.06	17.75	-13.0	25.06	272.00	Vertical	Horizontal	Pass

GPRS 850, Middle Channel

RSE-H GPRS 850 CH190

RSE (RF) \_FCC PART22&24&27\_GSM 850 & CDMA BC0 & WCDMA Band5 & LTE Band 5 & 26\_814-849\_30MHz-10GHz

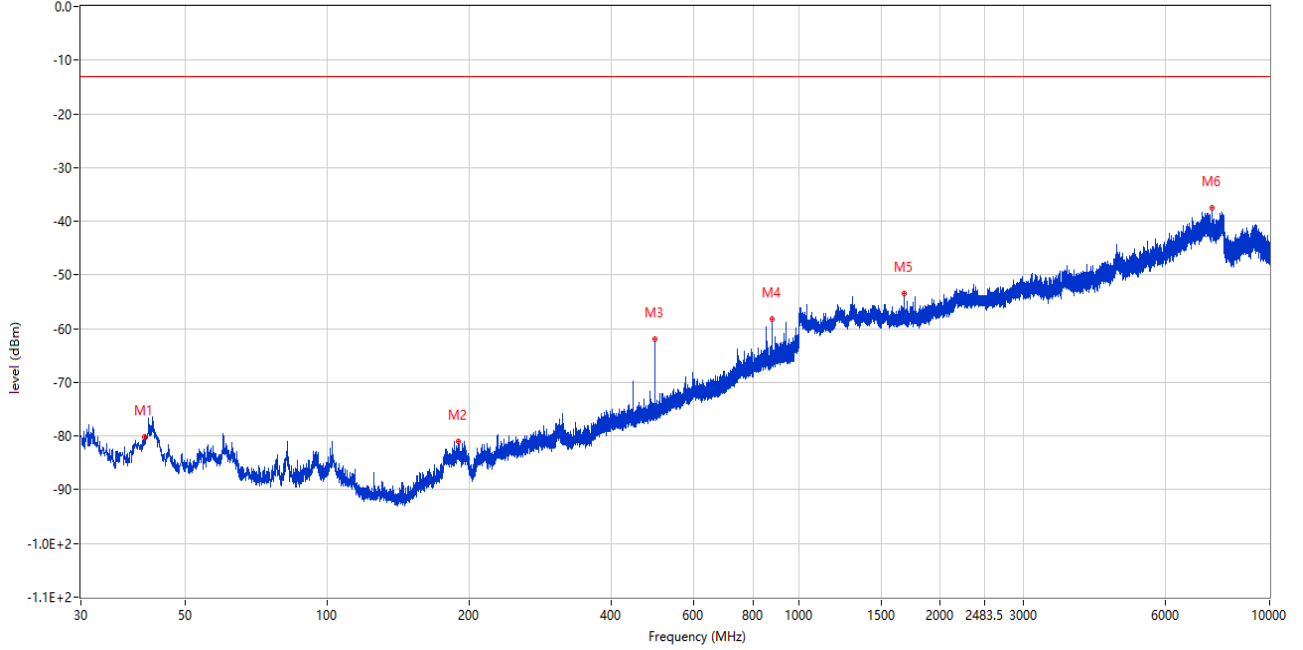


Frequency (MHz)	Result (dBm)	Factor (dB)	Limit (dBm)	Margin (dB)	Table (o)	ANT	EUT	Verdict
42.658	-65.12	-16.71	-13.0	52.12	8.00	Horizontal	Horizontal	Pass
206.346	-76.53	-16.17	-13.0	63.53	287.00	Horizontal	Horizontal	Pass
869.244	-54.57	4.64	-13.0	41.57	290.00	Horizontal	Horizontal	Pass
881.612	-55.98	5.07	-13.0	42.98	311.00	Horizontal	Horizontal	N/A
3115.500	-48.74	4.96	-13.0	35.74	266.00	Horizontal	Horizontal	Pass
7389.500	-38.10	18.47	-13.0	25.10	315.00	Horizontal	Horizontal	Pass

5.3 GPRS 850, High Channel

RSE-V GPRS 850 CH251

RSE (RF) \_FCC PART22&24&27\_GSM 850 & CDMA BC0 & WCDMA Band5 & LTE Band 5 & 26\_814-849\_30MHz-10GHz

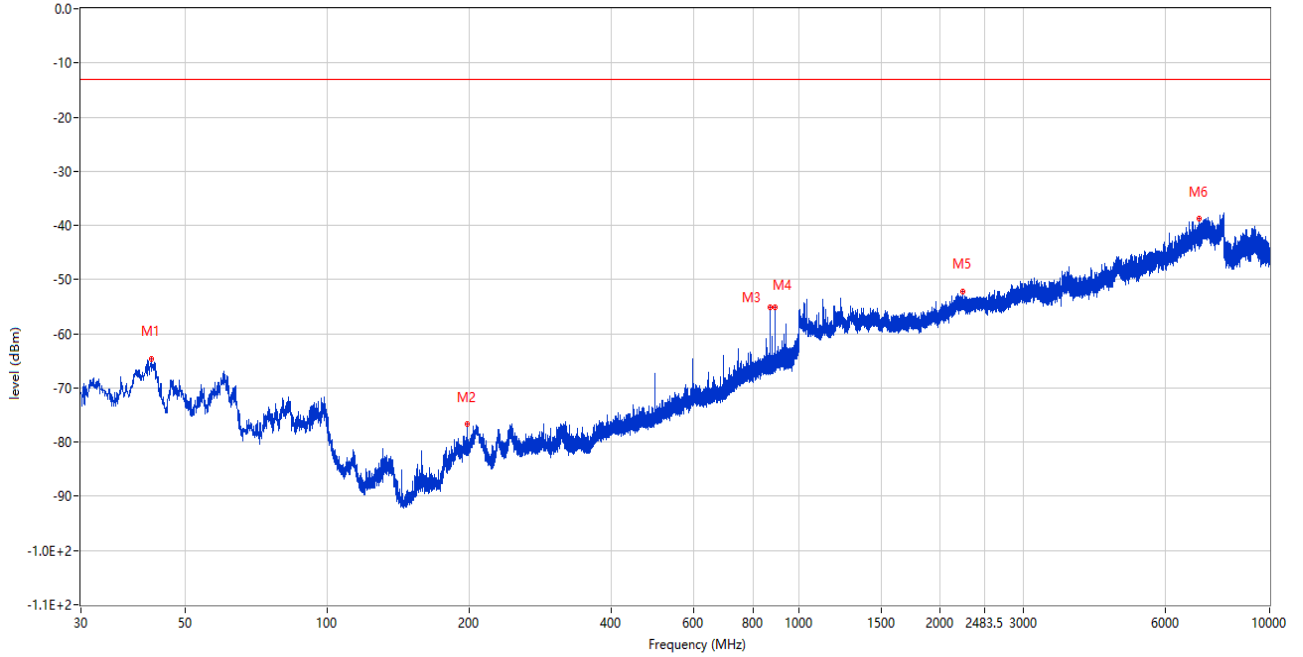


Frequency (MHz)	Result (dBm)	Factor (dB)	Limit (dBm)	Margin (dB)	Table (o)	ANT	EUT	Verdict
41.010	-80.22	-16.39	-13.0	67.22	243.00	Vertical	Horizontal	Pass
189.856	-80.95	-15.76	-13.0	67.95	118.00	Vertical	Horizontal	Pass
496.134	-61.93	-4.80	-13.0	48.93	4.00	Vertical	Horizontal	Pass
880.545	-58.15	5.11	-13.0	45.15	32.00	Vertical	Horizontal	Pass
1674.300	-53.52	-3.71	-13.0	40.52	261.00	Vertical	Horizontal	Pass
7539.500	-37.54	18.50	-13.0	24.54	88.00	Vertical	Horizontal	Pass

GPRS 850, High Channel

RSE-H GPRS 850 CH251

RSE (RF) \_FCC PART22&24&27\_GSM 850 & CDMA BC0 & WCDMA Band5 & LTE Band 5 & 26\_814-849\_30MHz-10GHz

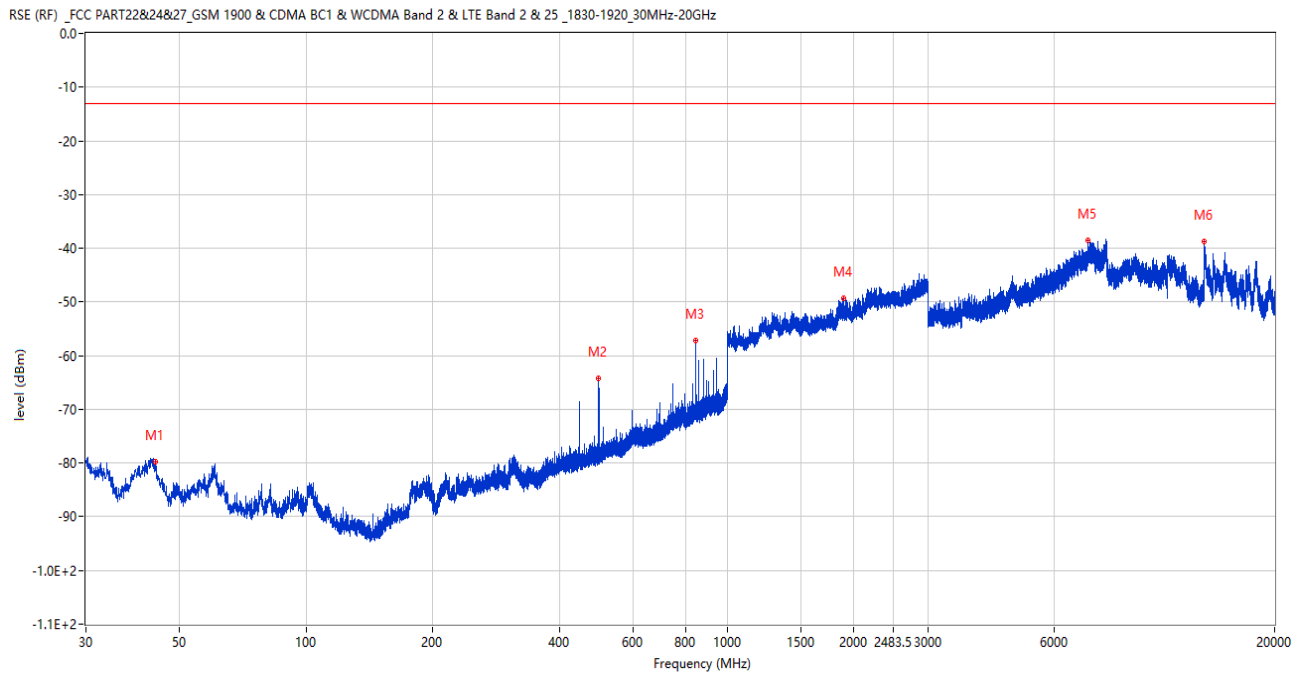


Frequency (MHz)	Result (dBm)	Factor (dB)	Limit (dBm)	Margin (dB)	Table (o)	ANT	EUT	Verdict
42.319	-64.53	-16.66	-13.0	51.53	0.00	Horizontal	Horizontal	Pass
198.392	-76.71	-15.95	-13.0	63.71	89.00	Horizontal	Horizontal	Pass
869.147	-55.17	4.64	-13.0	42.17	158.00	Horizontal	Horizontal	Pass
893.833	-55.10	5.54	-13.0	42.10	252.00	Horizontal	Horizontal	N/A
2235.200	-52.28	0.41	-13.0	39.28	160.00	Horizontal	Horizontal	Pass
7077.000	-38.82	16.81	-13.0	25.82	126.00	Horizontal	Horizontal	Pass

## 6. GPRS PCS

### 6.1 GPRS PCS, Low Channel

#### RSE-V GPRS PCS CH512



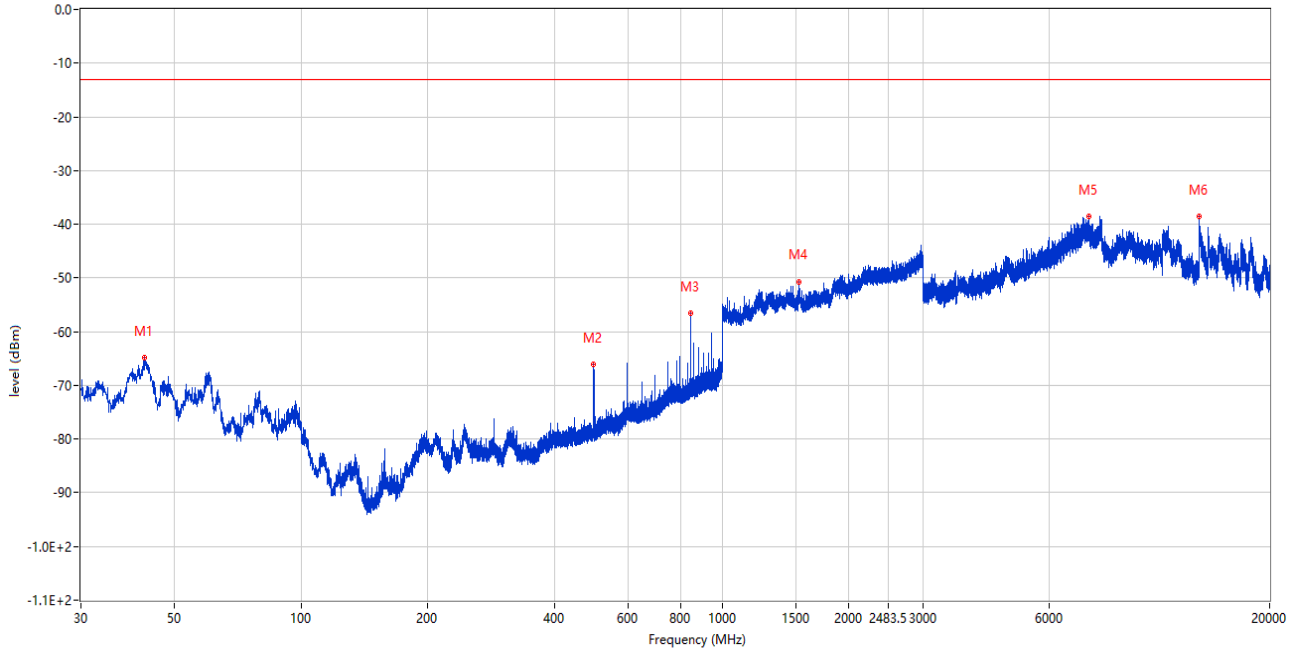
Frequency (MHz)	Result (dBm)	Factor (dB)	Limit (dBm)	Margin (dB)	Table (o)	ANT	EUT	Verdict
43.968	-79.69	-17.67	-13.0	66.69	232.00	Vertical	Horizontal	Pass
495.988	-64.19	-8.05	-13.0	51.19	311.00	Vertical	Horizontal	Pass
843.200	-57.15	-0.09	-13.0	44.15	15.00	Vertical	Horizontal	Pass
1895.400	-49.34	3.47	-13.0	36.34	159.00	Vertical	Horizontal	Pass
7190.500	-38.62	17.49	-13.0	25.62	249.00	Vertical	Horizontal	Pass
13599.799	-38.73	20.46	-13.0	25.73	155.00	Vertical	Horizontal	Pass



GPRS PCS, Low Channel

RSE-H GPRS PCS CH512

RSE (RF) \_FCC PART22&24&27\_GSM 1900 & CDMA BC1 & WCDMA Band 2 & LTE Band 2 & 25\_1830-1920\_30MHz-20GHz

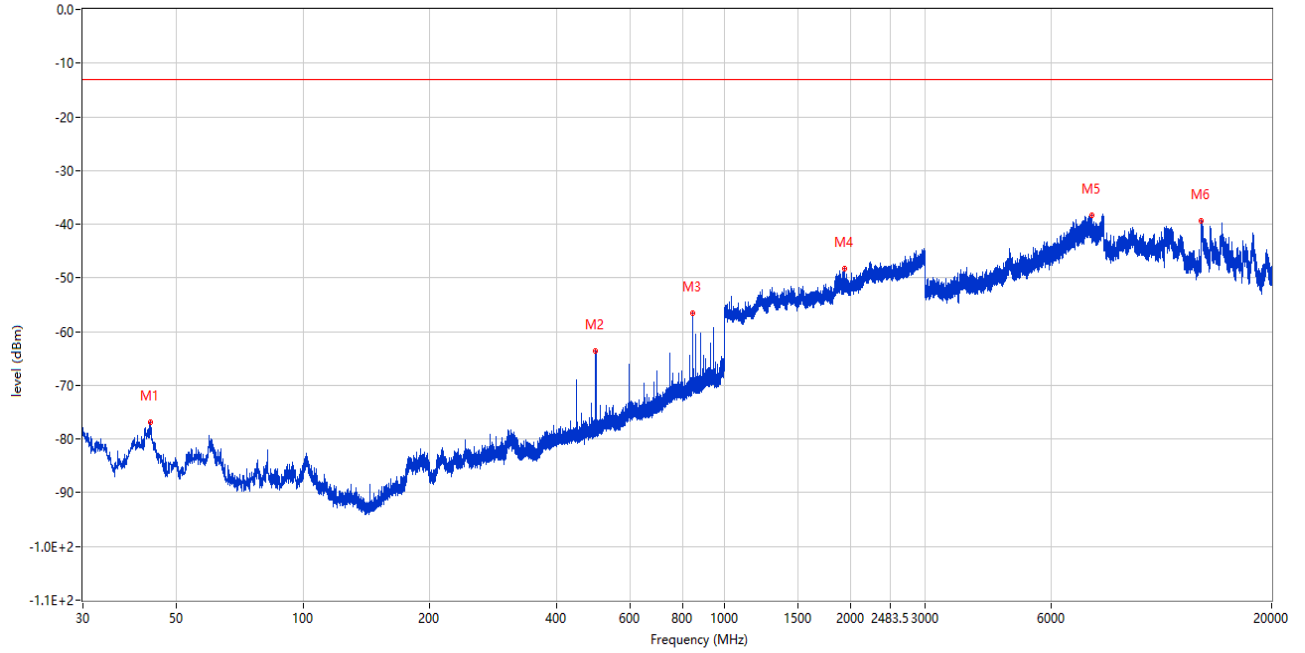


Frequency (MHz)	Result (dBm)	Factor (dB)	Limit (dBm)	Margin (dB)	Table (o)	ANT	EUT	Verdict
42.416	-64.85	-17.44	-13.0	51.85	208.00	Horizontal	Horizontal	Pass
496.134	-66.18	-8.04	-13.0	53.18	218.00	Horizontal	Horizontal	Pass
843.345	-56.55	-0.09	-13.0	43.55	208.00	Horizontal	Horizontal	Pass
1522.800	-50.66	0.71	-13.0	37.66	110.00	Horizontal	Horizontal	Pass
7457.250	-38.58	18.31	-13.0	25.58	90.00	Horizontal	Horizontal	Pass
13599.799	-38.59	20.46	-13.0	25.59	248.00	Horizontal	Horizontal	Pass

## 6.2 GPRS PCS, Middle Channel

### RSE-V GPRS PCS CH661

RSE (RF) \_FCC PART22&24&27\_GSM 1900 & CDMA BC1 & WCDMA Band 2 & LTE Band 2 & 25\_1830-1920\_30MHz-20GHz

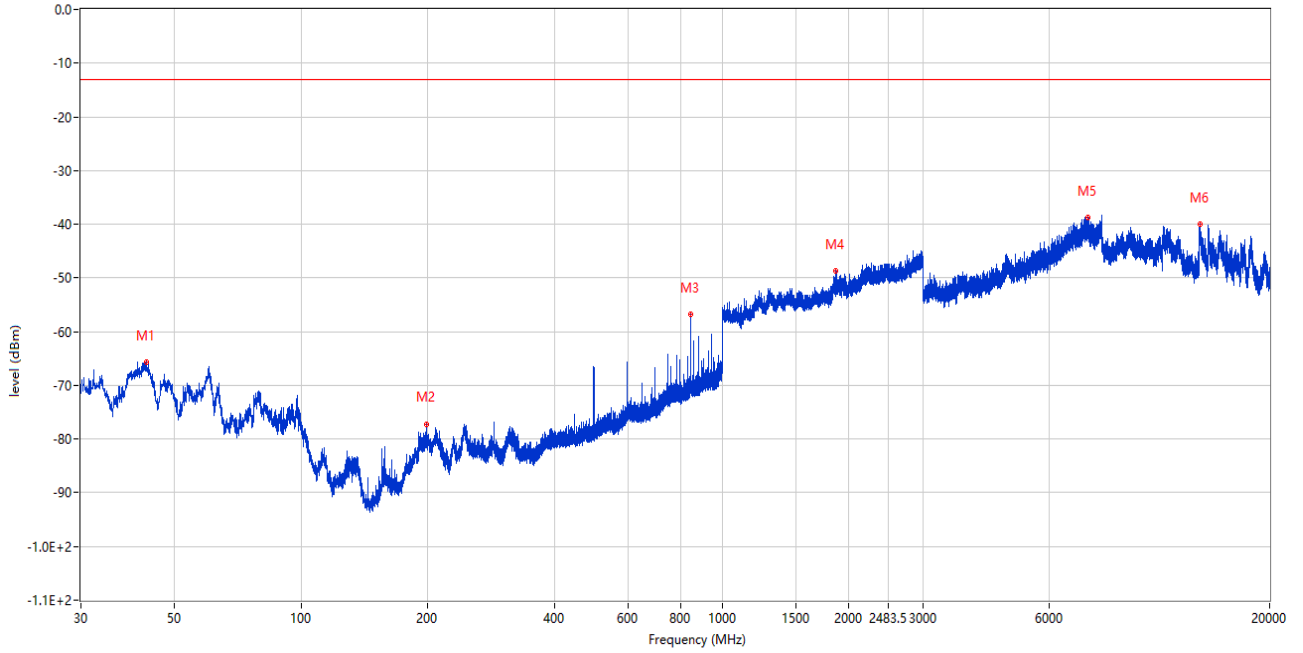


Frequency (MHz)	Result (dBm)	Factor (dB)	Limit (dBm)	Margin (dB)	Table (o)	ANT	EUT	Verdict
43.434	-76.84	-17.59	-13.0	63.84	242.00	Vertical	Horizontal	Pass
496.134	-63.64	-8.04	-13.0	50.64	305.00	Vertical	Horizontal	Pass
843.297	-56.49	-0.09	-13.0	43.49	19.00	Vertical	Horizontal	Pass
1930.700	-48.23	3.47	-13.0	35.23	164.00	Vertical	Horizontal	Pass
7465.500	-38.39	18.29	-13.0	25.39	128.00	Vertical	Horizontal	Pass
13628.599	-39.38	20.57	-13.0	26.38	339.00	Vertical	Horizontal	Pass

GPRS PCS, Middle Channel

RSE-H GPRS PCS CH661

RSE (RF) \_FCC PART22&24&27\_GSM 1900 & CDMA BC1 & WCDMA Band 2 & LTE Band 2 & 25\_1830-1920\_30MHz-20GHz

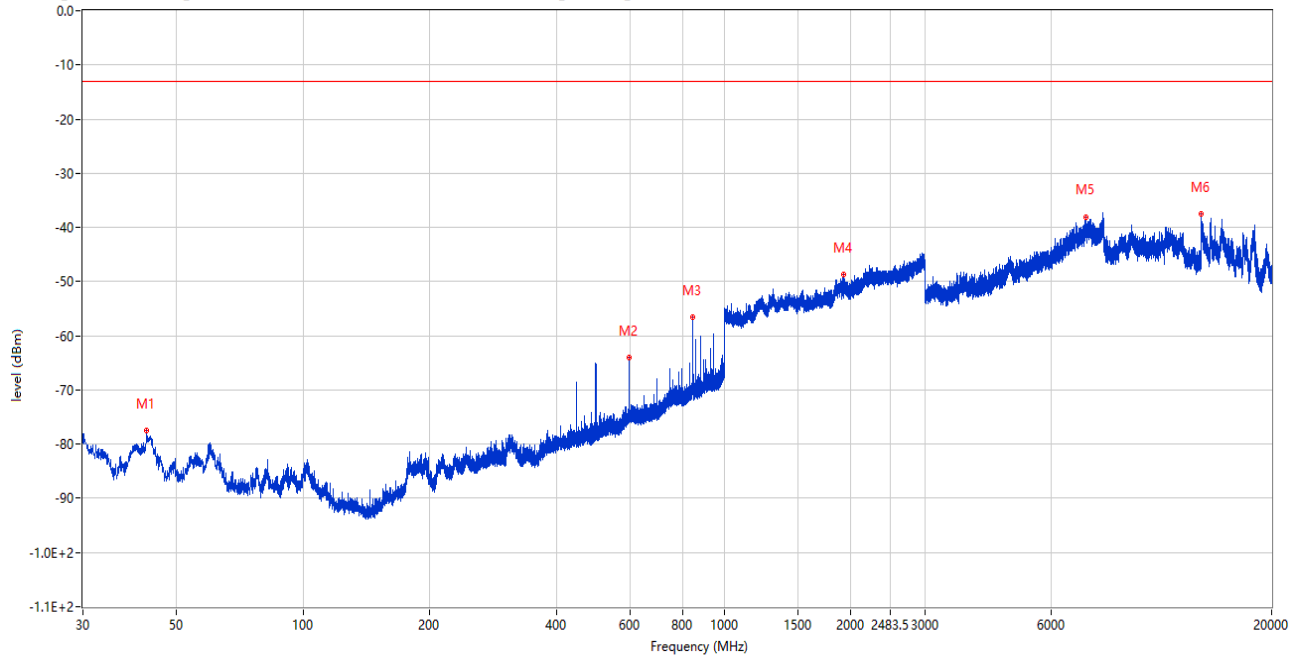


Frequency (MHz)	Result (dBm)	Factor (dB)	Limit (dBm)	Margin (dB)	Table (o)	ANT	EUT	Verdict
42.901	-65.60	-17.51	-13.0	52.60	33.00	Horizontal	Horizontal	Pass
198.441	-77.19	-17.78	-13.0	64.19	186.00	Horizontal	Horizontal	Pass
843.442	-56.83	-0.09	-13.0	43.83	204.00	Horizontal	Horizontal	Pass
1867.000	-48.62	3.35	-13.0	35.62	4.00	Horizontal	Horizontal	Pass
7404.250	-38.70	19.01	-13.0	25.70	268.00	Horizontal	Horizontal	Pass
13667.000	-40.03	21.08	-13.0	27.03	352.00	Horizontal	Horizontal	Pass

### 6.3 GPRS PCS, High Channel

#### RSE-V GPRS PCS CH810

RSE (RF) \_FCC PART22&24&27\_GSM 1900 & CDMA BC1 & WCDMA Band 2 & LTE Band 2 & 25\_1830-1920\_30MHz-20GHz

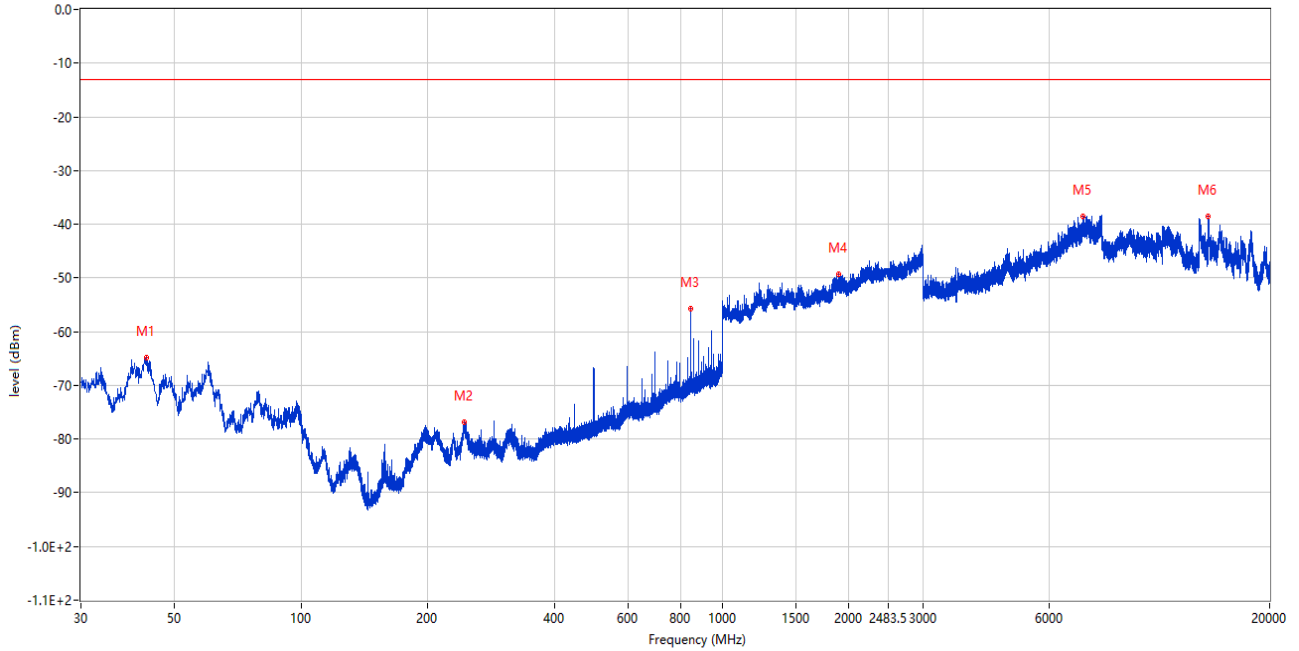


Frequency (MHz)	Result (dBm)	Factor (dB)	Limit (dBm)	Margin (dB)	Table (o)	ANT	EUT	Verdict
42.465	-77.55	-17.44	-13.0	64.55	292.00	Vertical	Horizontal	Pass
595.364	-63.93	-4.50	-13.0	50.93	294.00	Vertical	Horizontal	Pass
843.345	-56.53	-0.09	-13.0	43.53	14.00	Vertical	Horizontal	Pass
1927.600	-48.75	3.51	-13.0	35.75	53.00	Vertical	Horizontal	Pass
7228.500	-38.04	18.54	-13.0	25.04	352.00	Vertical	Horizontal	Pass
13600.400	-37.44	20.47	-13.0	24.44	28.00	Vertical	Horizontal	Pass

GPRS PCS, High Channel

RSE-H GPRS PCS CH810

RSE (RF) \_FCC PART22&24&27\_GSM 1900 & CDMA BC1 & WCDMA Band 2 & LTE Band 2 & 25\_1830-1920\_30MHz-20GHz

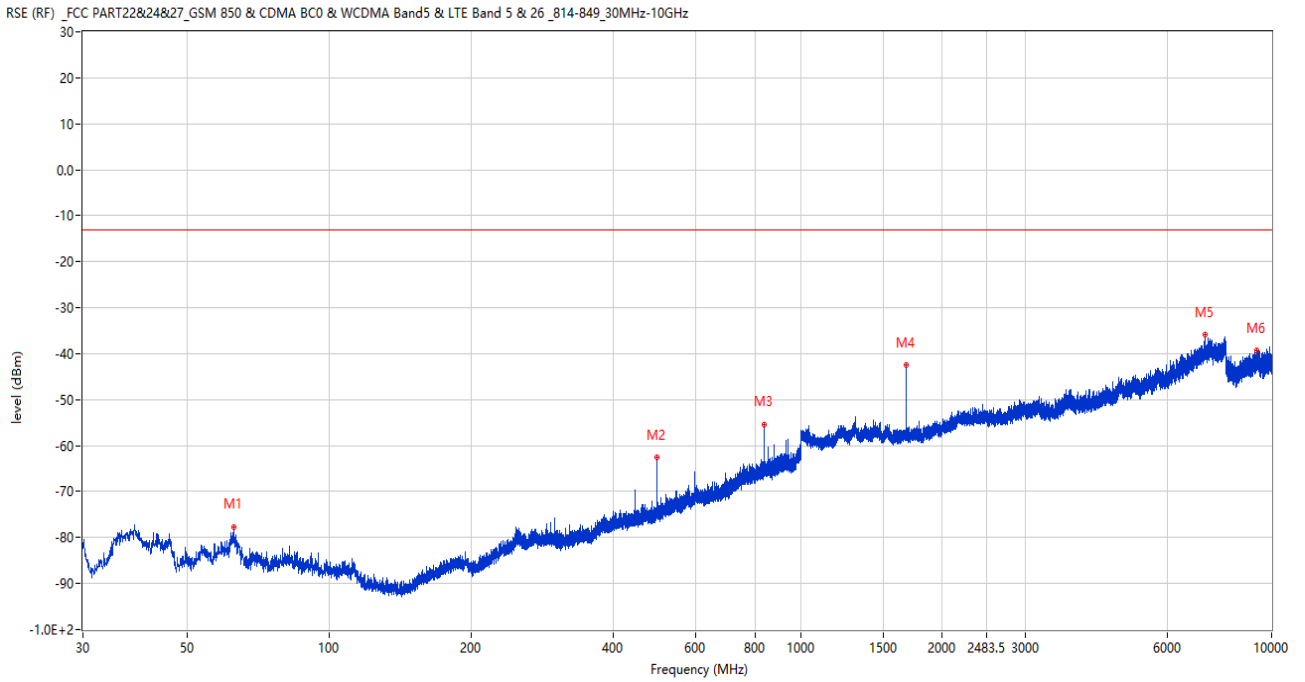


Frequency (MHz)	Result (dBm)	Factor (dB)	Limit (dBm)	Margin (dB)	Table (o)	ANT	EUT	Verdict
42.998	-64.82	-17.53	-13.0	51.82	265.00	Horizontal	Horizontal	Pass
244.661	-76.88	-14.53	-13.0	63.88	209.00	Horizontal	Horizontal	Pass
843.442	-55.70	-0.09	-13.0	42.70	204.00	Horizontal	Horizontal	Pass
1888.300	-49.37	3.45	-13.0	36.37	146.00	Horizontal	Horizontal	Pass
7200.750	-38.56	17.77	-13.0	25.56	134.00	Horizontal	Horizontal	Pass
14292.200	-38.62	21.86	-13.0	25.62	177.00	Horizontal	Horizontal	Pass

## 7. EGPRS 850

### 7.1 EGPRS 850, Low Channel

#### RSE-V RGPRS 850 CH128



Frequency (MHz)	Result (dBm)	Factor (dB)	Limit (dBm)	Margin (dB)	Table (o)	ANT	EUT	Verdict
62.641	-77.61	-15.42	-13.0	64.61	94.00	Vertical	Horizontal	Pass
496.037	-62.53	-4.80	-13.0	49.53	8.00	Vertical	Horizontal	Pass
836.991	-55.40	5.01	-13.0	42.40	66.00	Vertical	Horizontal	N/A
1673.800	-42.57	-3.70	-13.0	29.57	66.00	Vertical	Horizontal	Pass
7235.500	-35.94	18.21	-13.0	22.94	153.00	Vertical	Horizontal	Pass
9293.799	-39.33	15.30	-13.0	26.33	27.00	Vertical	Horizontal	Pass

## EGPRS 850, Low Channel

### RSE-H EGPRS 850 CH128

RSE (RF) \_FCC PART22&24&27\_GSM 850 & CDMA BCO & WCDMA Band5 & LTE Band 5 & 26\_814-849\_30MHz-10GHz

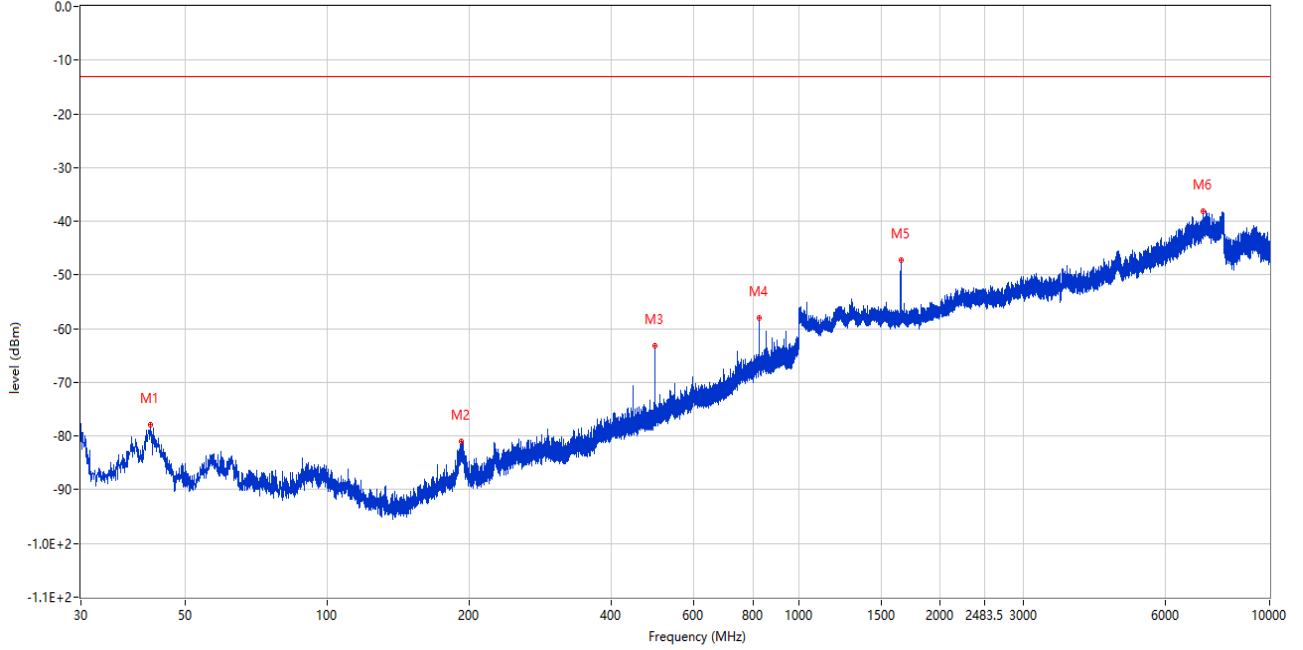


Frequency (MHz)	Result (dBm)	Factor (dB)	Limit (dBm)	Margin (dB)	Table (o)	ANT	EUT	Verdict
38.779	-59.44	-18.38	-13.0	46.44	360.00	Horizontal	Horizontal	Pass
836.991	-58.02	5.01	-13.0	45.02	312.00	Horizontal	Horizontal	N/A
881.903	-53.48	5.06	-13.0	40.48	159.00	Horizontal	Horizontal	N/A
1673.800	-47.84	-3.70	-13.0	34.84	153.00	Horizontal	Horizontal	Pass
4754.250	-45.13	11.19	-13.0	32.13	266.00	Horizontal	Horizontal	Pass
9162.500	-39.15	15.52	-13.0	26.15	129.00	Horizontal	Horizontal	Pass

7.2 EGPRS 850, Middle Channel

RSE-V EGPRS 850 CH190

RSE (RF) \_FCC PART22&24&27\_GSM 850 & CDMA BC0 & WCDMA Band5 & LTE Band 5 & 26\_814-849\_30MHz-10GHz



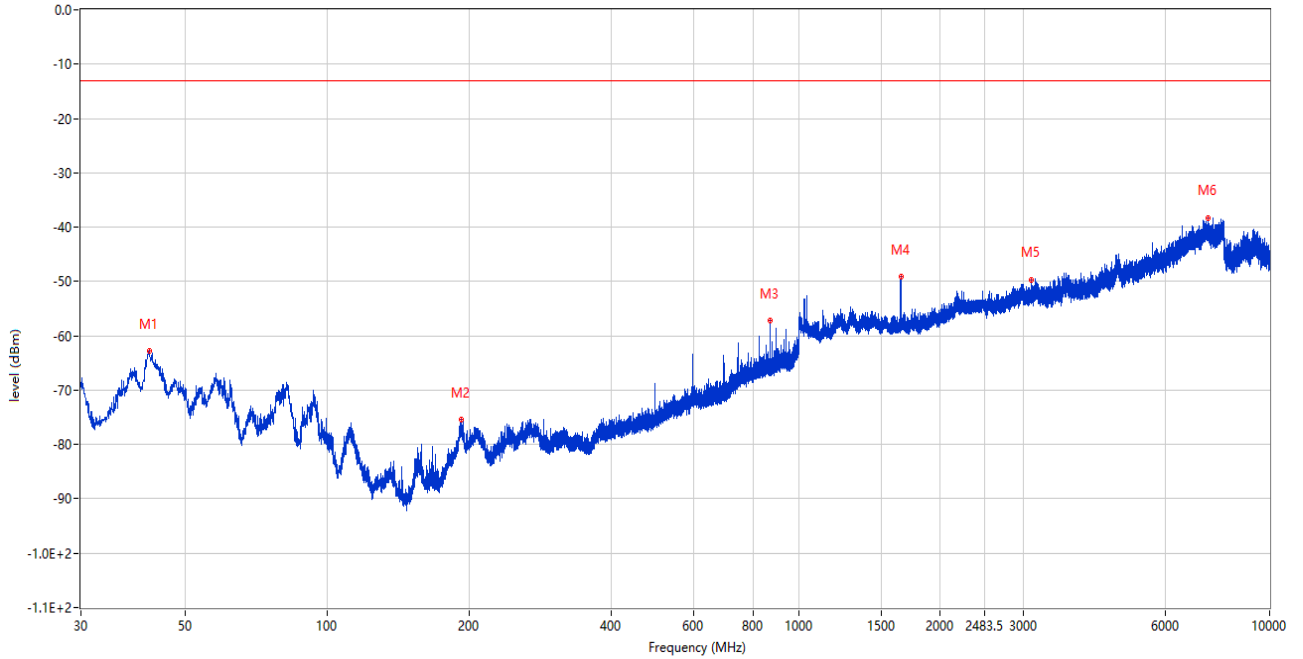
Frequency (MHz)	Result (dBm)	Factor (dB)	Limit (dBm)	Margin (dB)	Table (o)	ANT	EUT	Verdict
42.173	-77.87	-16.64	-13.0	64.87	18.00	Vertical	Horizontal	Pass
192.426	-81.09	-15.37	-13.0	68.09	50.00	Vertical	Horizontal	Pass
496.134	-63.16	-4.80	-13.0	50.16	0.00	Vertical	Horizontal	Pass
824.188	-58.08	4.69	-13.0	45.08	244.00	Vertical	Horizontal	N/A
1648.500	-47.33	-3.61	-13.0	34.33	71.00	Vertical	Horizontal	Pass
7224.750	-38.12	18.55	-13.0	25.12	13.00	Vertical	Horizontal	Pass



## EGPRS 850, Middle Channel

### RSE-H EGPRS 850 CH190

RSE (RF) \_FCC PART22&24&27\_GSM 850 & CDMA BC0 & WCDMA Band5 & LTE Band 5 & 26\_814-849\_30MHz-10GHz

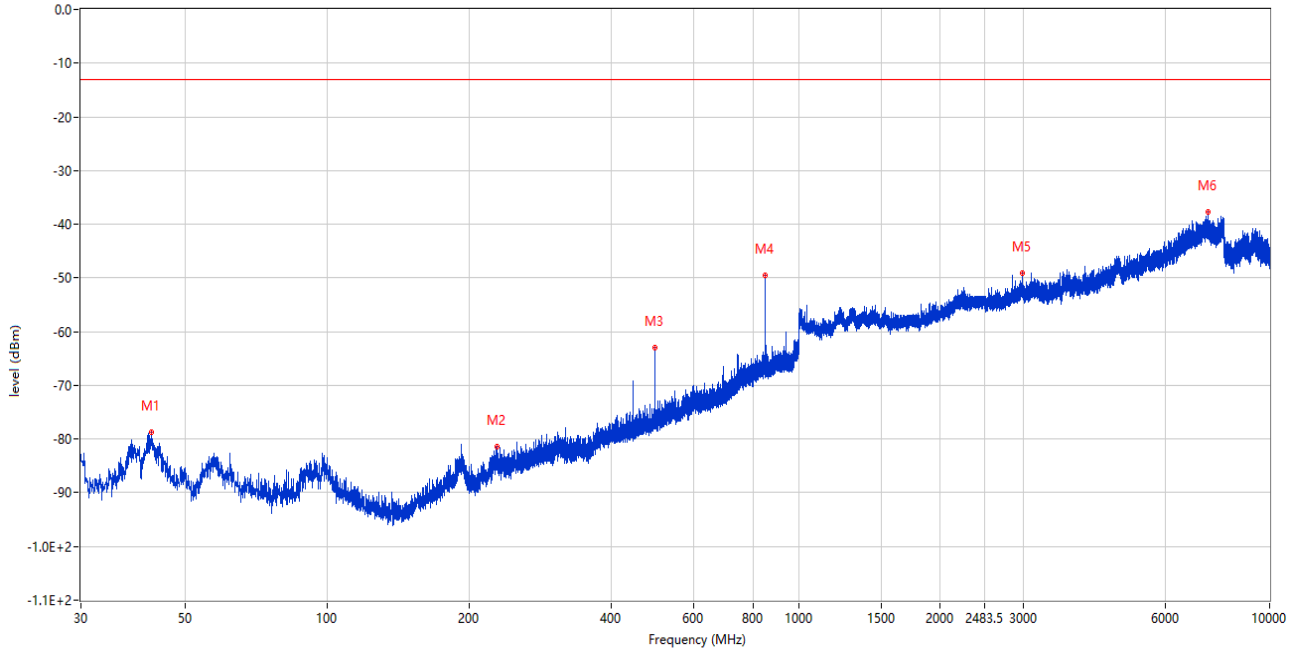


Frequency (MHz)	Result (dBm)	Factor (dB)	Limit (dBm)	Margin (dB)	Table (o)	ANT	EUT	Verdict
41.980	-62.76	-16.62	-13.0	49.76	26.00	Horizontal	Horizontal	Pass
192.912	-75.38	-15.29	-13.0	62.38	286.00	Horizontal	Horizontal	Pass
869.244	-57.23	4.64	-13.0	44.23	19.00	Horizontal	Horizontal	N/A
1648.500	-49.12	-3.61	-13.0	36.12	147.00	Horizontal	Horizontal	Pass
3124.250	-49.72	5.10	-13.0	36.72	24.00	Horizontal	Horizontal	Pass
7413.250	-38.22	18.97	-13.0	25.22	21.00	Horizontal	Horizontal	Pass

### 7.3 EGPRS 850, High Channel

#### RSE-V EGPRS 850 CH251

RSE (RF) \_FCC PART22&24&27\_GSM 850 & CDMA BC0 & WCDMA Band5 & LTE Band 5 & 26\_814-849\_30MHz-10GHz

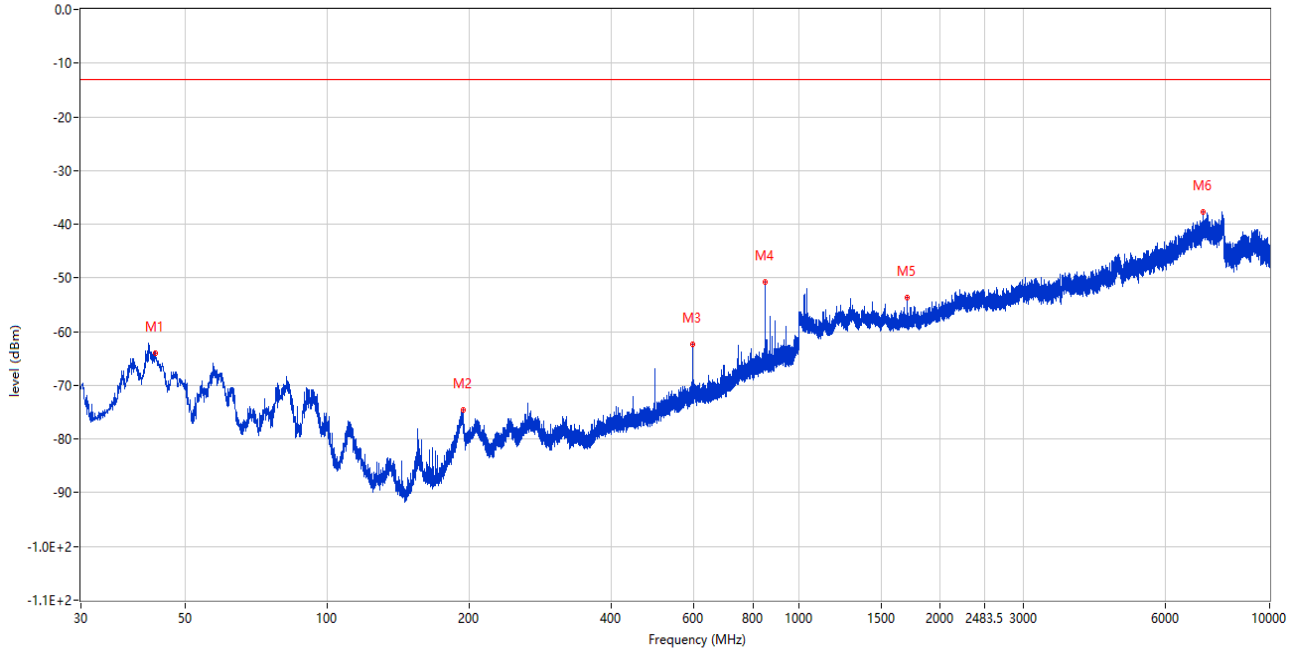


Frequency (MHz)	Result (dBm)	Factor (dB)	Limit (dBm)	Margin (dB)	Table (o)	ANT	EUT	Verdict
42.367	-78.81	-16.67	-13.0	65.81	360.00	Vertical	Horizontal	Pass
228.996	-81.44	-13.15	-13.0	68.44	346.00	Vertical	Horizontal	Pass
496.182	-62.98	-4.80	-13.0	49.98	360.00	Vertical	Horizontal	Pass
848.777	-49.56	5.07	-13.0	36.56	350.00	Vertical	Horizontal	N/A
2985.700	-49.13	4.19	-13.0	36.13	142.00	Vertical	Horizontal	Pass
7412.500	-37.71	19.01	-13.0	24.71	192.00	Vertical	Horizontal	Pass

# EGPRS 850, High Channel

## RSE-H EGPRS 850 CH251

RSE (RF) \_FCC PART22&24&27\_GSM 850 & CDMA BC0 & WCDMA Band5 & LTE Band 5 & 26\_814-849\_30MHz-10GHz

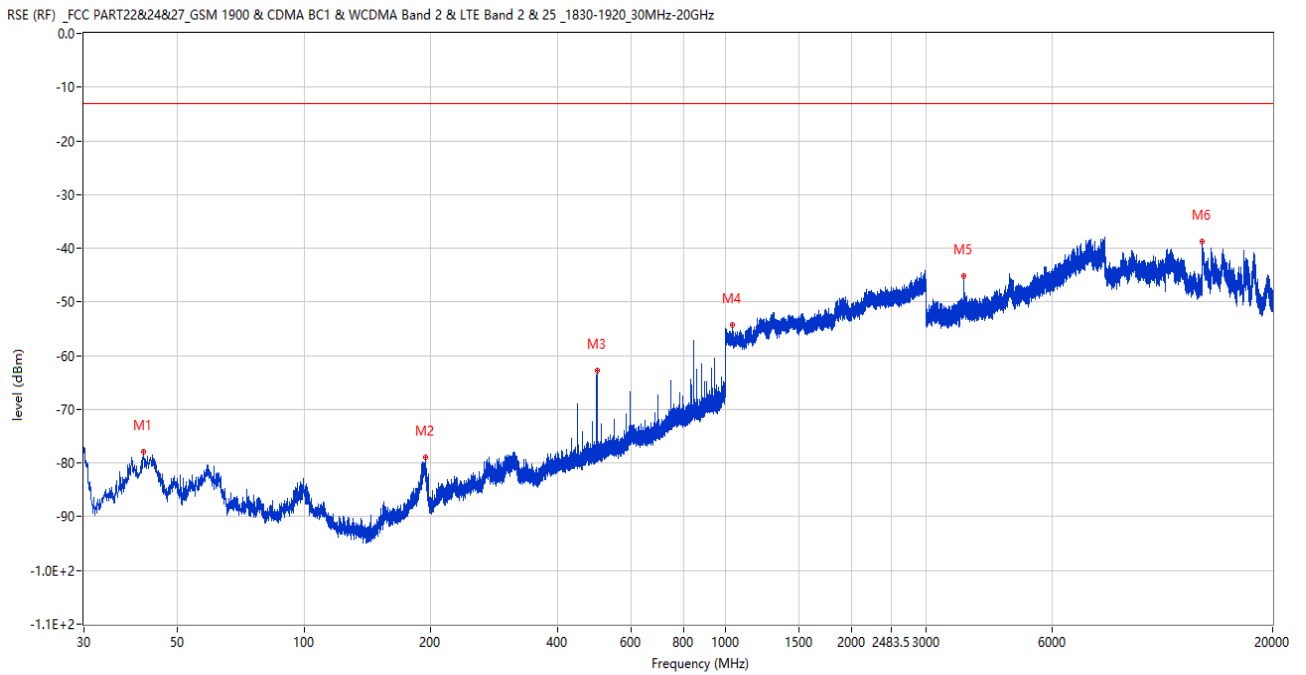


Frequency (MHz)	Result (dBm)	Factor (dB)	Limit (dBm)	Margin (dB)	Table (o)	ANT	EUT	Verdict
43.240	-64.08	-16.79	-13.0	51.08	29.00	Horizontal	Horizontal	Pass
194.366	-74.65	-15.06	-13.0	61.65	259.00	Horizontal	Horizontal	Pass
595.462	-62.26	-0.85	-13.0	49.26	214.00	Horizontal	Horizontal	Pass
848.777	-50.73	5.07	-13.0	37.73	328.00	Horizontal	Horizontal	N/A
1697.500	-53.58	-4.04	-13.0	40.58	144.00	Horizontal	Horizontal	Pass
7223.000	-37.80	18.55	-13.0	24.80	51.00	Horizontal	Horizontal	Pass

## 8. EGPRS PCS

### 8.1 EGPRS PCS, Low Channel

#### RSE-V EGPRS PCS CH512

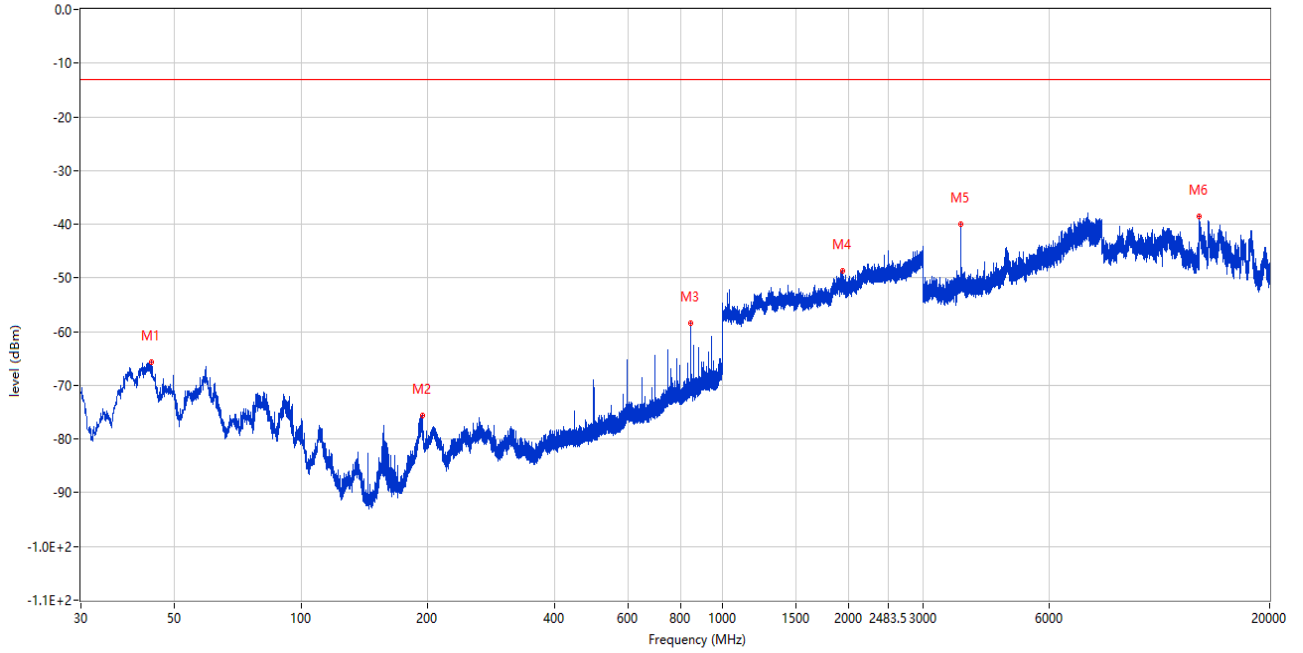


Frequency (MHz)	Result (dBm)	Factor (dB)	Limit (dBm)	Margin (dB)	Table (o)	ANT	EUT	Verdict
41.543	-77.84	-17.26	-13.0	64.84	103.00	Vertical	Horizontal	Pass
194.366	-78.91	-16.85	-13.0	65.91	310.00	Vertical	Horizontal	Pass
496.182	-62.70	-8.04	-13.0	49.70	339.00	Vertical	Horizontal	Pass
1042.100	-54.38	-2.02	-13.0	41.38	220.00	Vertical	Horizontal	Pass
3700.000	-45.14	7.94	-13.0	32.14	128.00	Vertical	Horizontal	Pass
13619.000	-38.81	20.49	-13.0	25.81	56.00	Vertical	Horizontal	Pass

EGPRS PCS, Low Channel

RSE-H EGPRS PCS CH512

RSE (RF) \_FCC PART22&24&27\_GSM 1900 & CDMA BC1 & WCDMA Band 2 & LTE Band 2 & 25\_1830-1920\_30MHz-20GHz

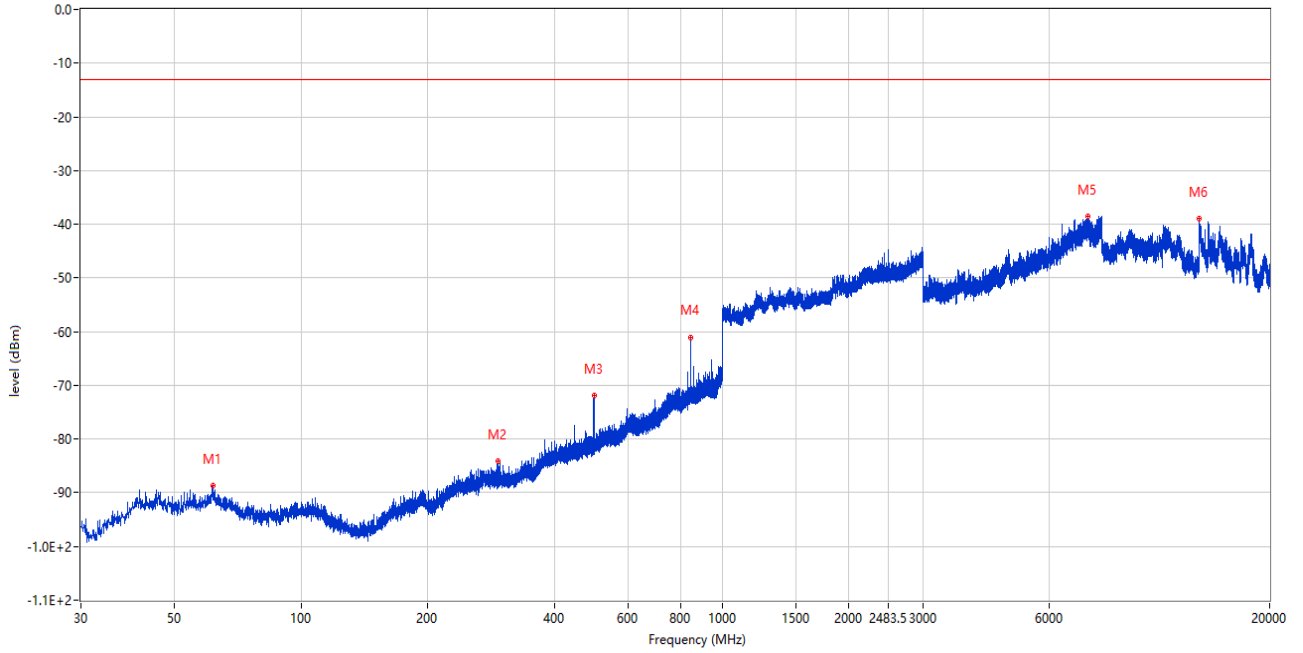


Frequency (MHz)	Result (dBm)	Factor (dB)	Limit (dBm)	Margin (dB)	Table (o)	ANT	EUT	Verdict
44.211	-65.69	-17.57	-13.0	52.69	256.00	Horizontal	Horizontal	Pass
194.172	-75.59	-16.88	-13.0	62.59	256.00	Horizontal	Horizontal	Pass
843.393	-58.36	-0.09	-13.0	45.36	350.00	Horizontal	Horizontal	Pass
1930.400	-48.67	3.49	-13.0	35.67	108.00	Horizontal	Horizontal	Pass
3700.250	-40.00	7.95	-13.0	27.00	36.00	Horizontal	Horizontal	Pass
13623.800	-38.55	20.52	-13.0	25.55	64.00	Horizontal	Horizontal	Pass

## 8.2 EGPRS PCS, Middle Channel

### RSE-V EGPRS PCS CH661

RSE (RF) \_FCC PART22&24&27\_GSM 1900 & CDMA BC1 & WCDMA Band 2 & LTE Band 2 & 25\_1830-1920\_30MHz-20GHz

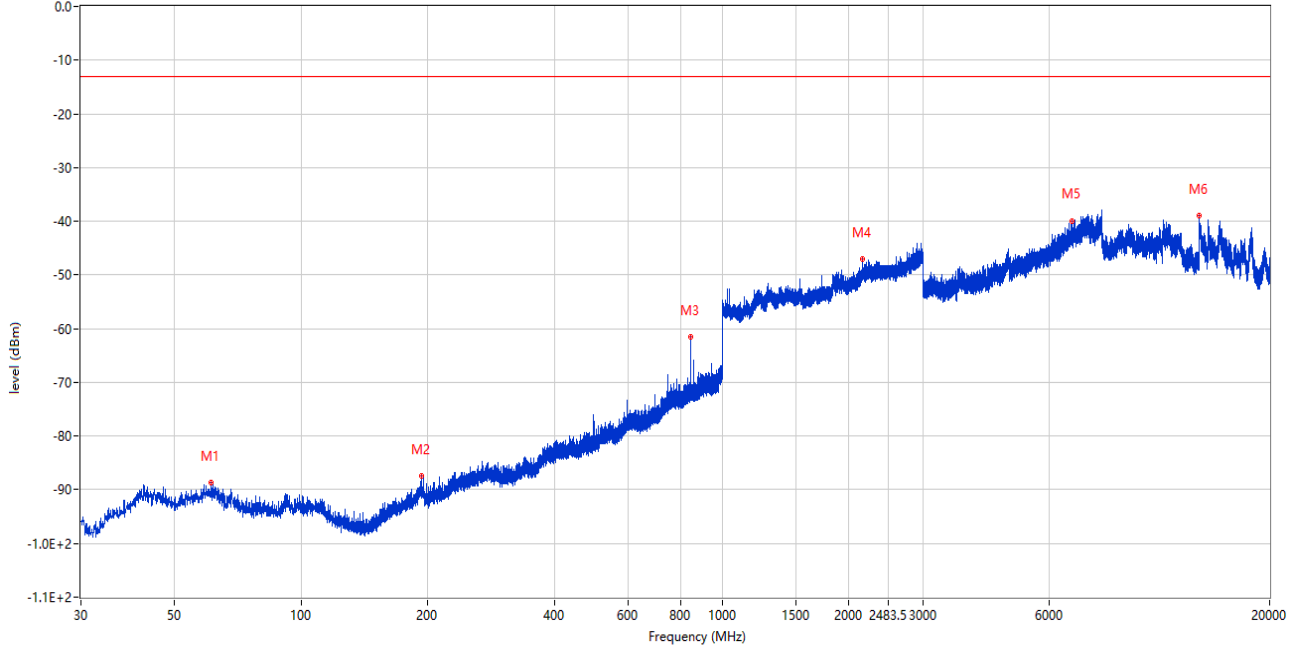


Frequency (MHz)	Result (dBm)	Factor (dB)	Limit (dBm)	Margin (dB)	Table (o)	ANT	EUT	Verdict
61.622	-88.68	-16.20	-13.0	75.68	48.00	Vertical	Horizontal	Pass
293.161	-84.15	-12.99	-13.0	71.15	149.00	Vertical	Horizontal	Pass
496.279	-71.92	-8.04	-13.0	58.92	323.00	Vertical	Horizontal	Pass
843.490	-61.02	-0.09	-13.0	48.02	316.00	Vertical	Horizontal	Pass
7384.750	-38.48	18.45	-13.0	25.48	5.00	Vertical	Horizontal	Pass
13614.200	-38.99	20.48	-13.0	25.99	360.00	Vertical	Horizontal	Pass

EGPRS PCS, Middle Channel

RSE-H EGPRS PCS CH661

RSE (RF) \_FCC PART22&24&27\_GSM 1900 & CDMA BC1 & WCDMA Band 2 & LTE Band 2 & 25\_1830-1920\_30MHz-20GHz

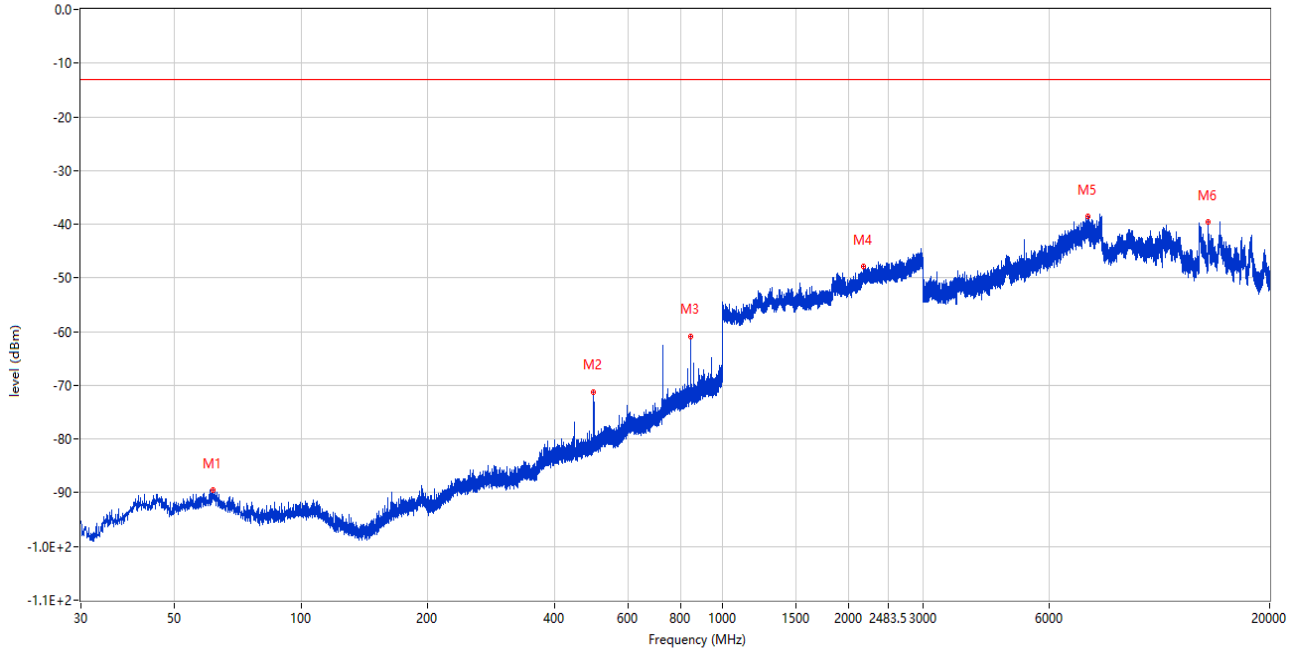


Frequency (MHz)	Result (dBm)	Factor (dB)	Limit (dBm)	Margin (dB)	Table (o)	ANT	EUT	Verdict
61.137	-88.63	-16.34	-13.0	75.63	318.00	Horizontal	Horizontal	Pass
193.202	-87.39	-17.03	-13.0	74.39	296.00	Horizontal	Horizontal	Pass
843.345	-61.52	-0.09	-13.0	48.52	350.00	Horizontal	Horizontal	Pass
2160.700	-46.93	4.77	-13.0	33.93	94.00	Horizontal	Horizontal	Pass
6789.000	-40.08	15.24	-13.0	27.08	51.00	Horizontal	Horizontal	Pass
13609.400	-38.97	20.48	-13.0	25.97	349.00	Horizontal	Horizontal	Pass

### 8.3 EGPRS PCS, High Channel

#### RSE-V EGPRS PCS CH810

RSE (RF) \_FCC PART22&24&27\_GSM 1900 & CDMA BC1 & WCDMA Band 2 & LTE Band 2 & 25\_1830-1920\_30MHz-20GHz



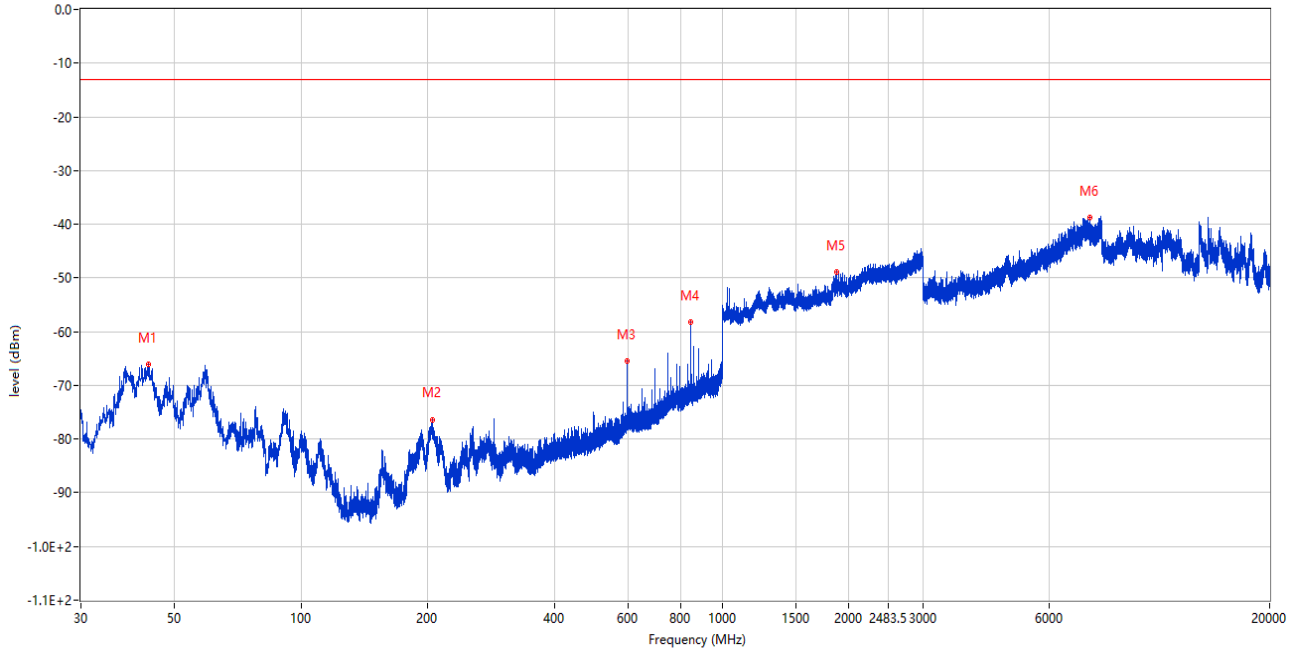
Frequency (MHz)	Result (dBm)	Factor (dB)	Limit (dBm)	Margin (dB)	Table (o)	ANT	EUT	Verdict
61.816	-89.47	-16.15	-13.0	76.47	123.00	Vertical	Horizontal	Pass
496.037	-71.22	-8.04	-13.0	58.22	0.00	Vertical	Horizontal	Pass
843.248	-60.96	-0.09	-13.0	47.96	303.00	Vertical	Horizontal	Pass
2163.900	-47.82	4.93	-13.0	34.82	67.00	Vertical	Horizontal	Pass
7419.750	-38.53	18.69	-13.0	25.53	180.00	Vertical	Horizontal	Pass
14281.400	-39.59	21.79	-13.0	26.59	349.00	Vertical	Horizontal	Pass



EGPRS PCS, High Channel

RSE-H EGPRS PCS CH810

RSE (RF) \_FCC PART22&24&27\_GSM 1900 & CDMA BC1 & WCDMA Band 2 & LTE Band 2 & 25\_1830-1920\_30MHz-20GHz



Frequency (MHz)	Result (dBm)	Factor (dB)	Limit (dBm)	Margin (dB)	Table (o)	ANT	EUT	Verdict
43.386	-66.09	-17.58	-13.0	53.09	360.00	Horizontal	Horizontal	Pass
205.134	-76.54	-18.13	-13.0	63.54	360.00	Horizontal	Horizontal	Pass
595.364	-65.42	-4.50	-13.0	52.42	351.00	Horizontal	Horizontal	Pass
843.393	-58.21	-0.09	-13.0	45.21	348.00	Horizontal	Horizontal	Pass
1867.500	-48.99	3.36	-13.0	35.99	338.00	Horizontal	Horizontal	Pass
7474.500	-38.78	18.29	-13.0	25.78	294.00	Horizontal	Horizontal	Pass

--BLANK BELOW--