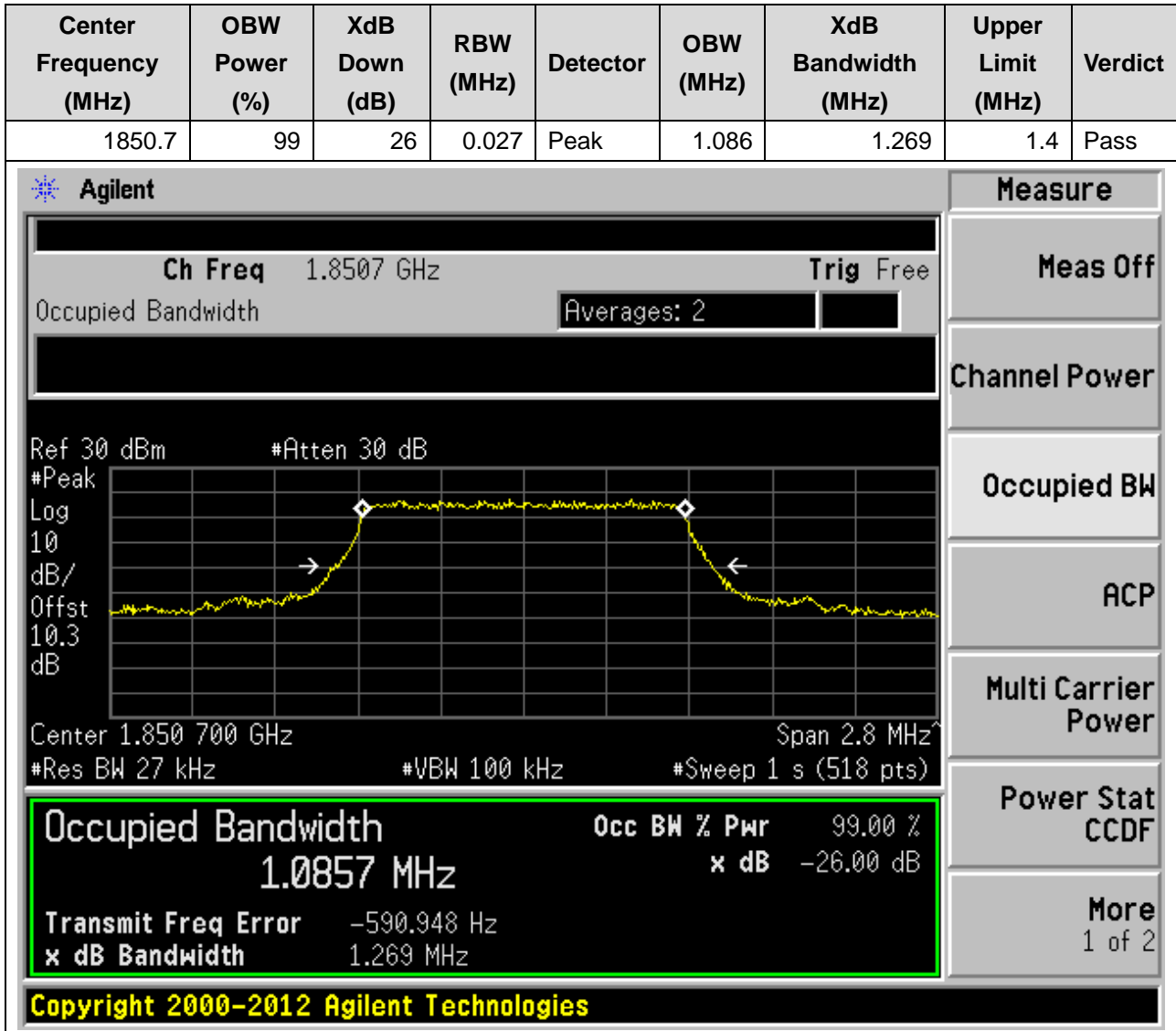


Annex C. Occupied Bandwidth

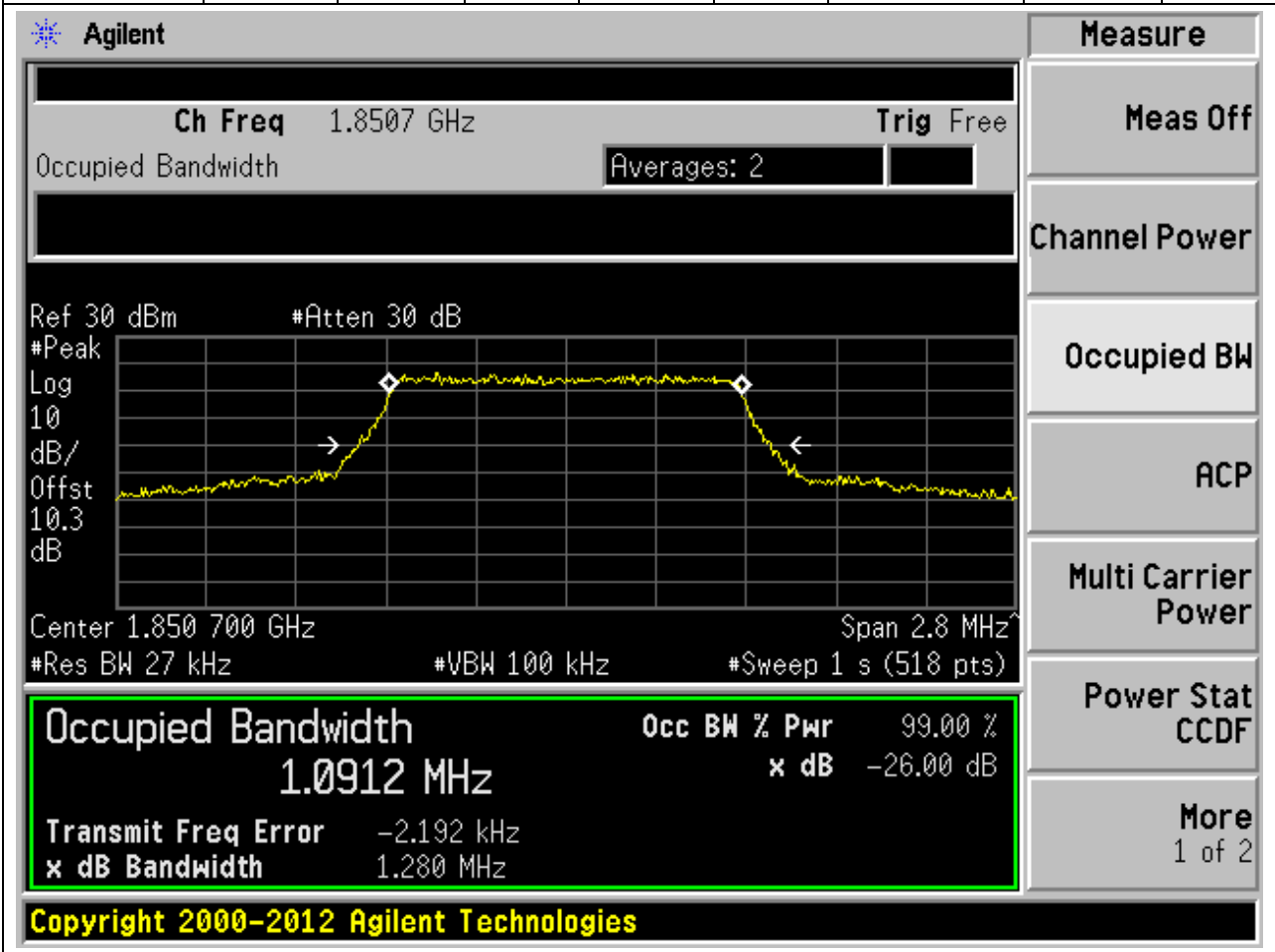
1. LTE_Band2

1.1. LTE Occupied Bandwidth(NTNV)(Subtest:1, Channel:18607, Bandwidth:1.4, Modulation:QPSK, RB Number: 6, RB Position:LOW)



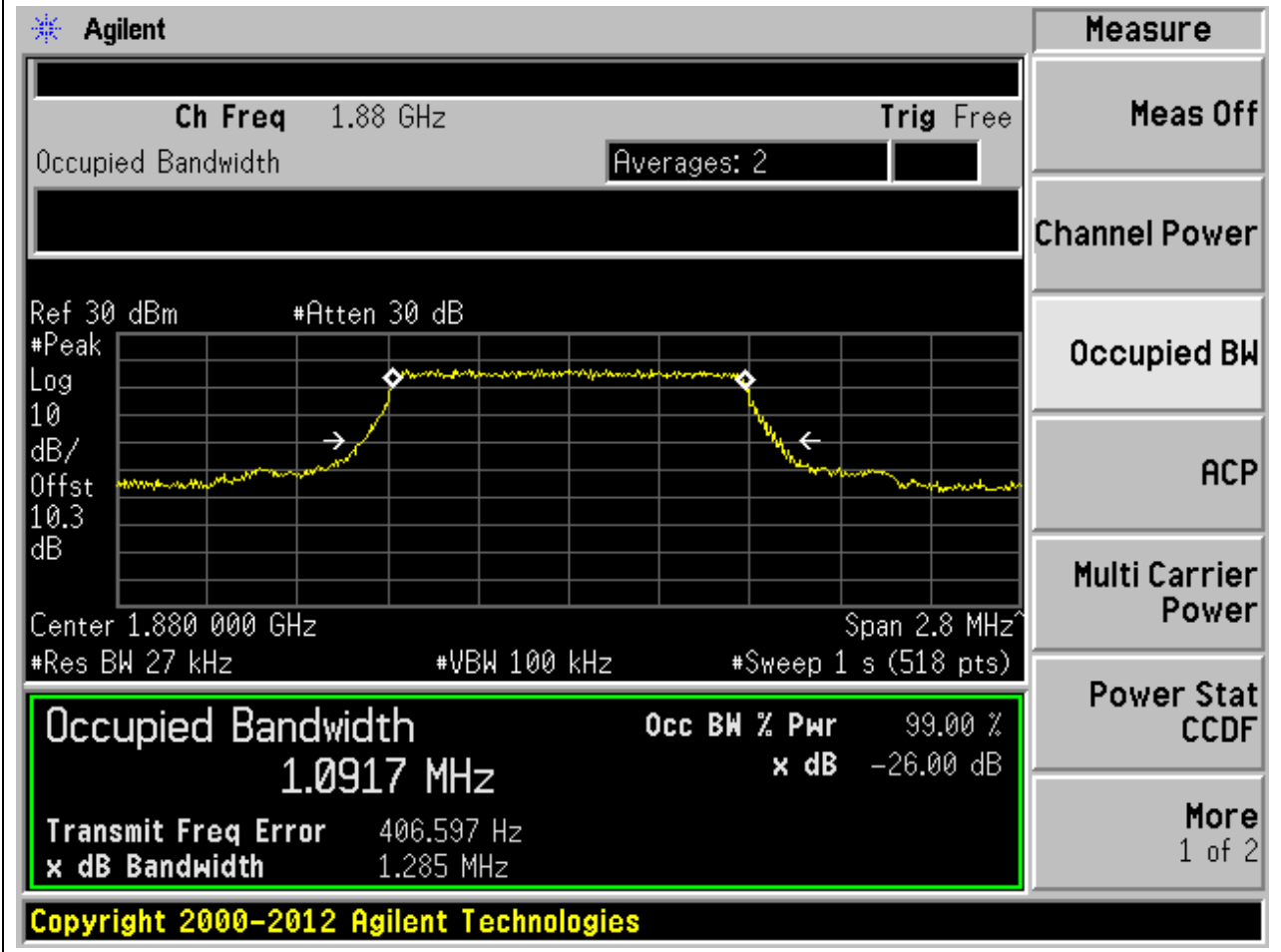
1.2. LTE Occupied Bandwidth(NTNV)(Subtest:2, Channel:18607, Bandwidth:1.4, Modulation:Q16, RB Number: 6, RB Position:LOW)

Center Frequency (MHz)	OBW Power (%)	XdB Down (dB)	RBW (MHz)	Detector	OBW (MHz)	XdB Bandwidth (MHz)	Upper Limit (MHz)	Verdict
1850.7	99	26	0.027	Peak	1.091	1.28	1.4	Pass



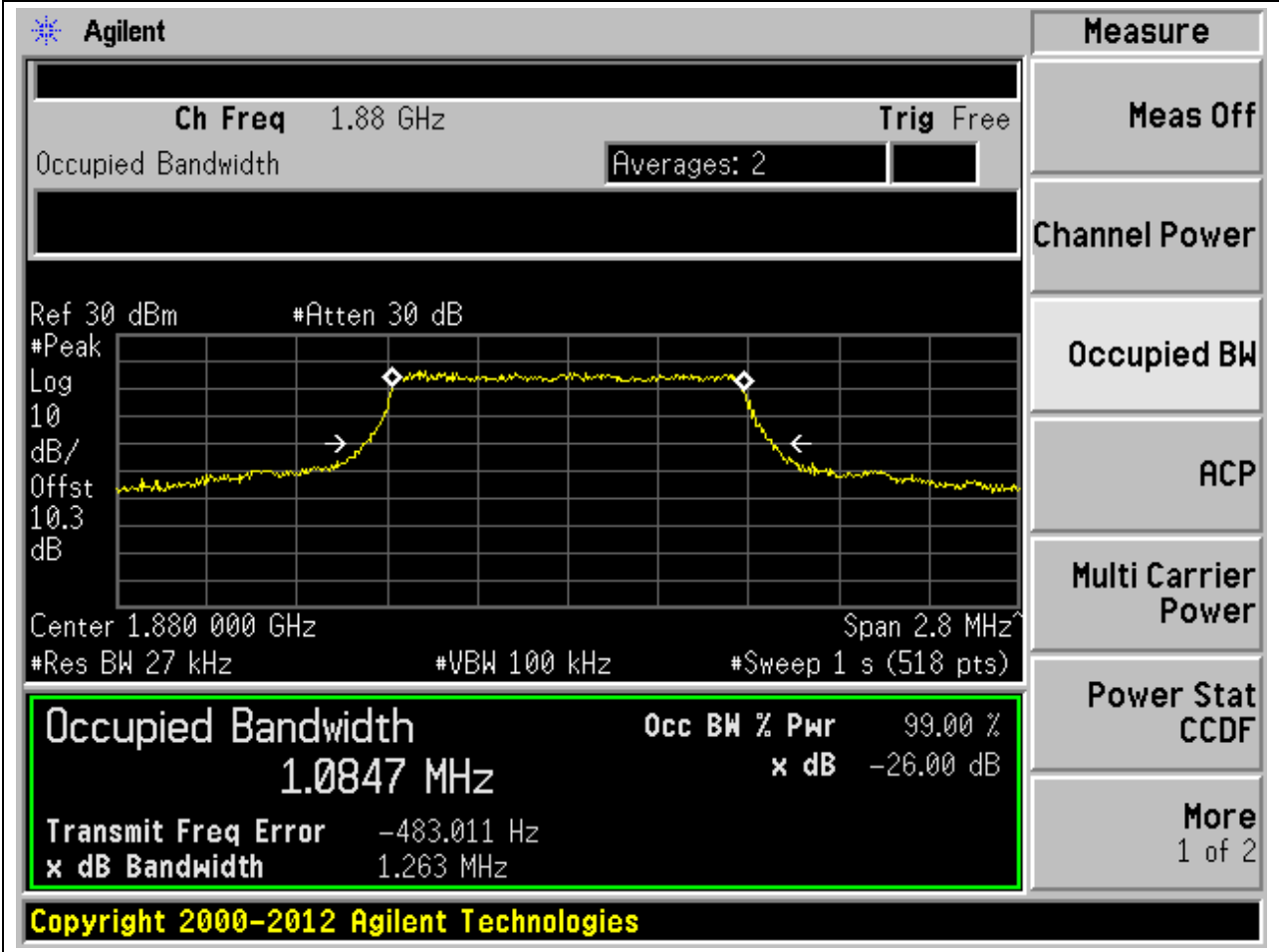
1.3. LTE Occupied Bandwidth(NTNV)(Subtest:3, Channel:18900, Bandwidth:1.4, Modulation:QPSK, RB Number: 6, RB Position:LOW)

Center Frequency (MHz)	OBW Power (%)	XdB Down (dB)	RBW (MHz)	Detector	OBW (MHz)	XdB Bandwidth (MHz)	Upper Limit (MHz)	Verdict
1880	99	26	0.027	Peak	1.092	1.285	1.4	Pass



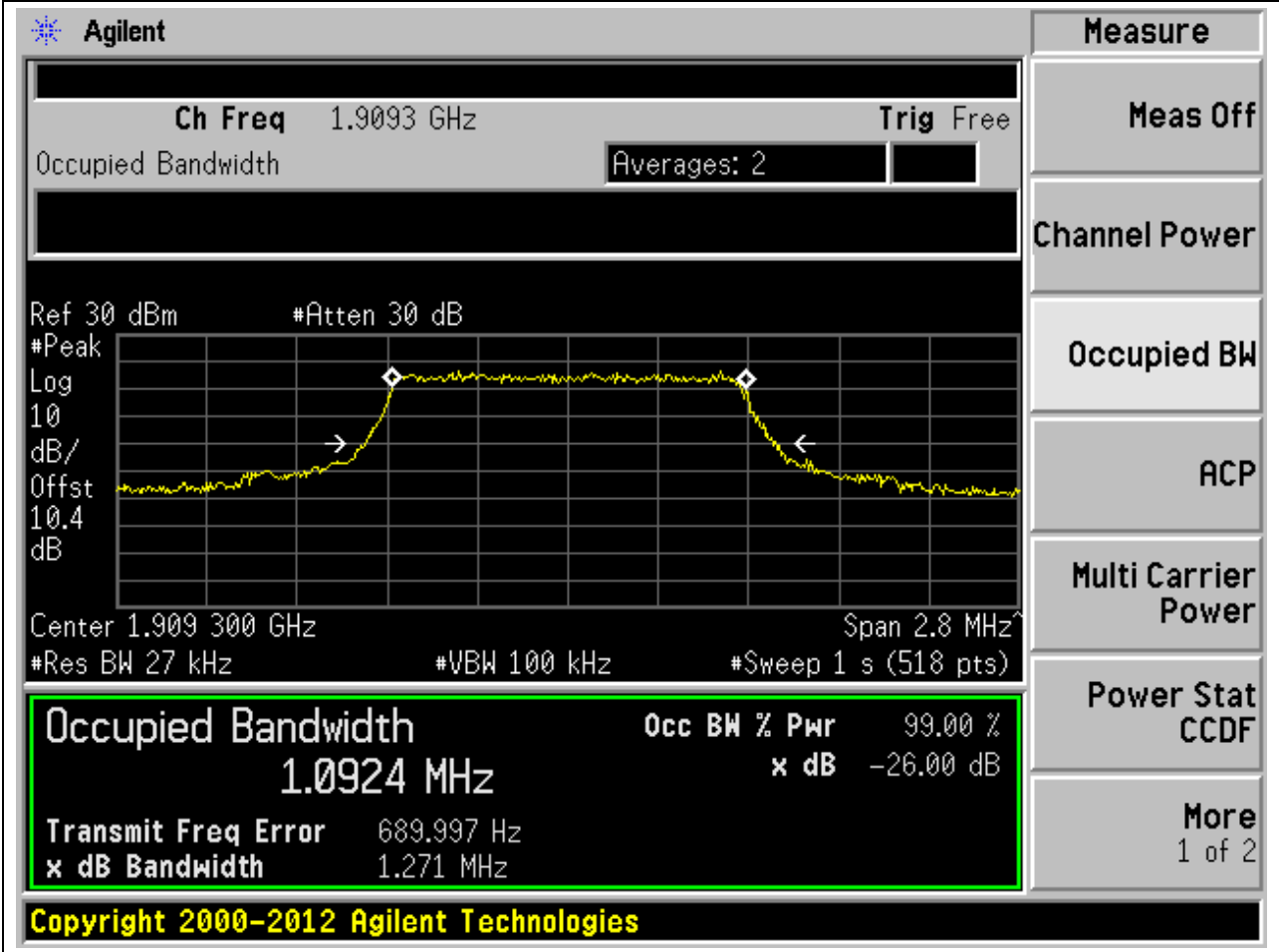
1.4. LTE Occupied Bandwidth(NTNV)(Subtest:4, Channel:18900, Bandwidth:1.4, Modulation:Q16, RB Number: 6, RB Position:LOW)

Center Frequency (MHz)	OBW Power (%)	XdB Down (dB)	RBW (MHz)	Detector	OBW (MHz)	XdB Bandwidth (MHz)	Upper Limit (MHz)	Verdict
1880	99	26	0.027	Peak	1.085	1.263	1.4	Pass



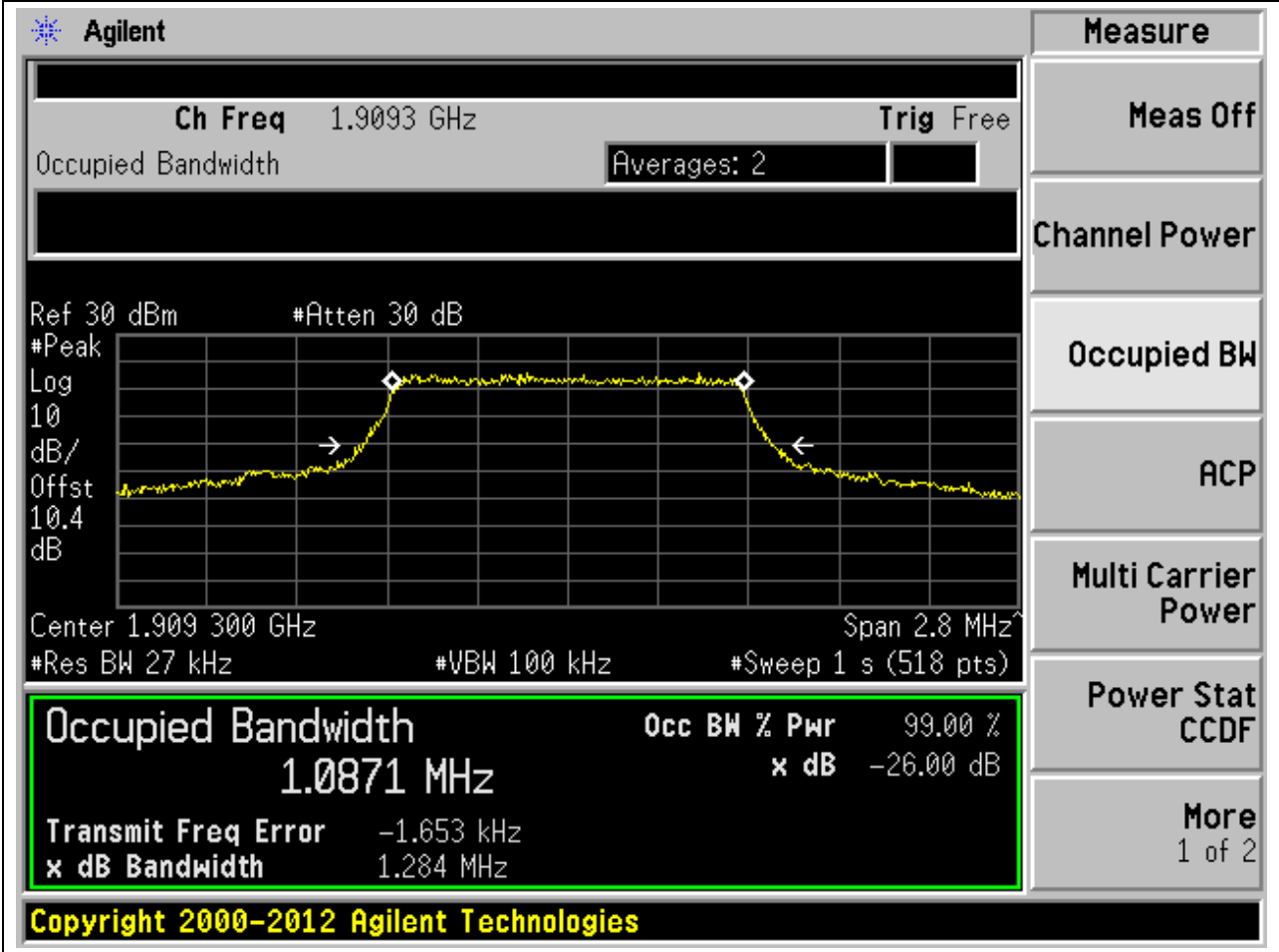
1.5. LTE Occupied Bandwidth(NTNV)(Subtest:5, Channel:19193, Bandwidth:1.4, Modulation:QPSK, RB Number: 6, RB Position:LOW)

Center Frequency (MHz)	OBW Power (%)	XdB Down (dB)	RBW (MHz)	Detector	OBW (MHz)	XdB Bandwidth (MHz)	Upper Limit (MHz)	Verdict
1909.3	99	26	0.027	Peak	1.092	1.271	1.4	Pass



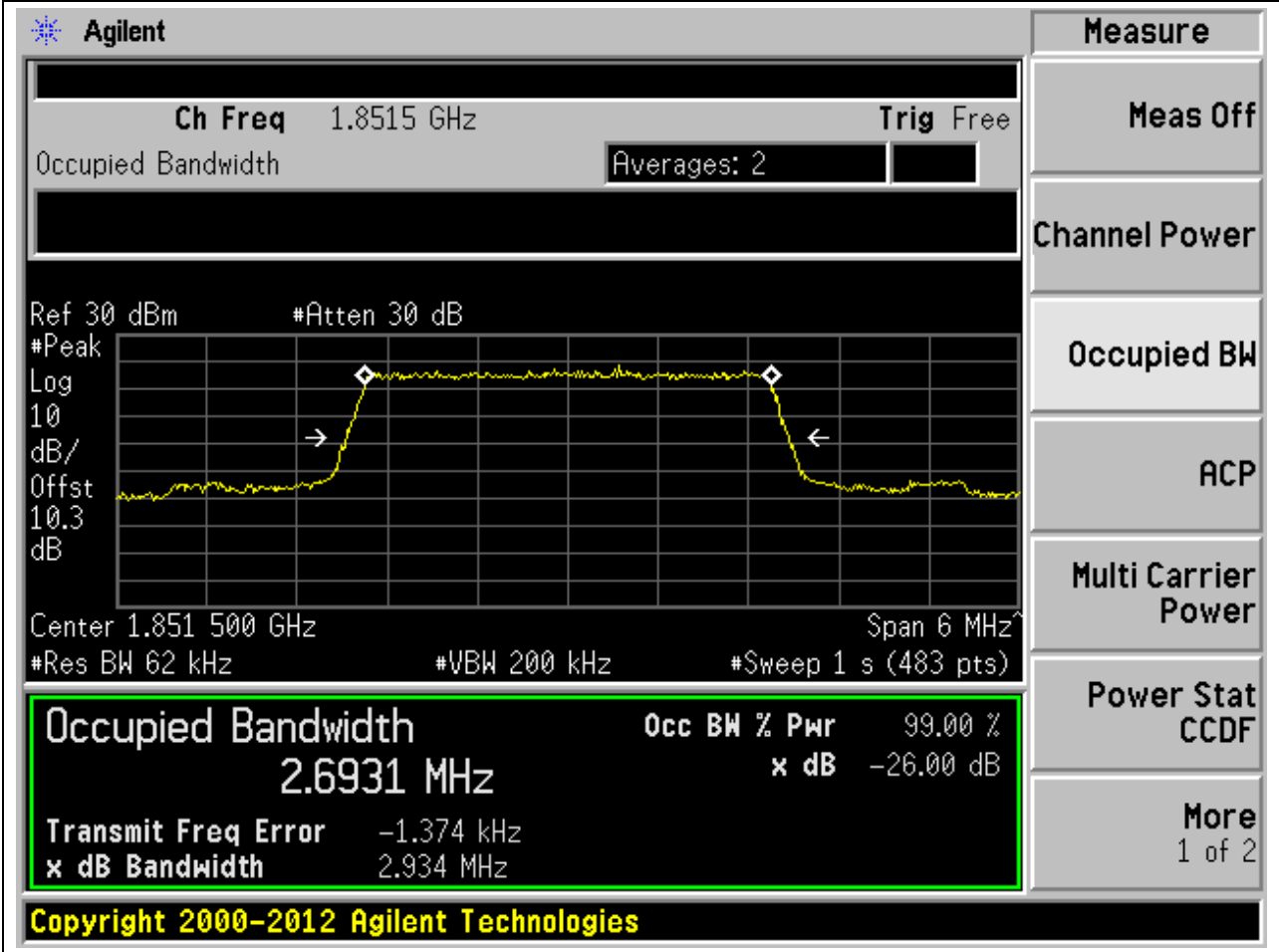
1.6. LTE Occupied Bandwidth(NTNV)(Subtest:6, Channel:19193, Bandwidth:1.4, Modulation:Q16, RB Number: 6, RB Position:LOW)

Center Frequency (MHz)	OBW Power (%)	XdB Down (dB)	RBW (MHz)	Detector	OBW (MHz)	XdB Bandwidth (MHz)	Upper Limit (MHz)	Verdict
1909.3	99	26	0.027	Peak	1.087	1.284	1.4	Pass



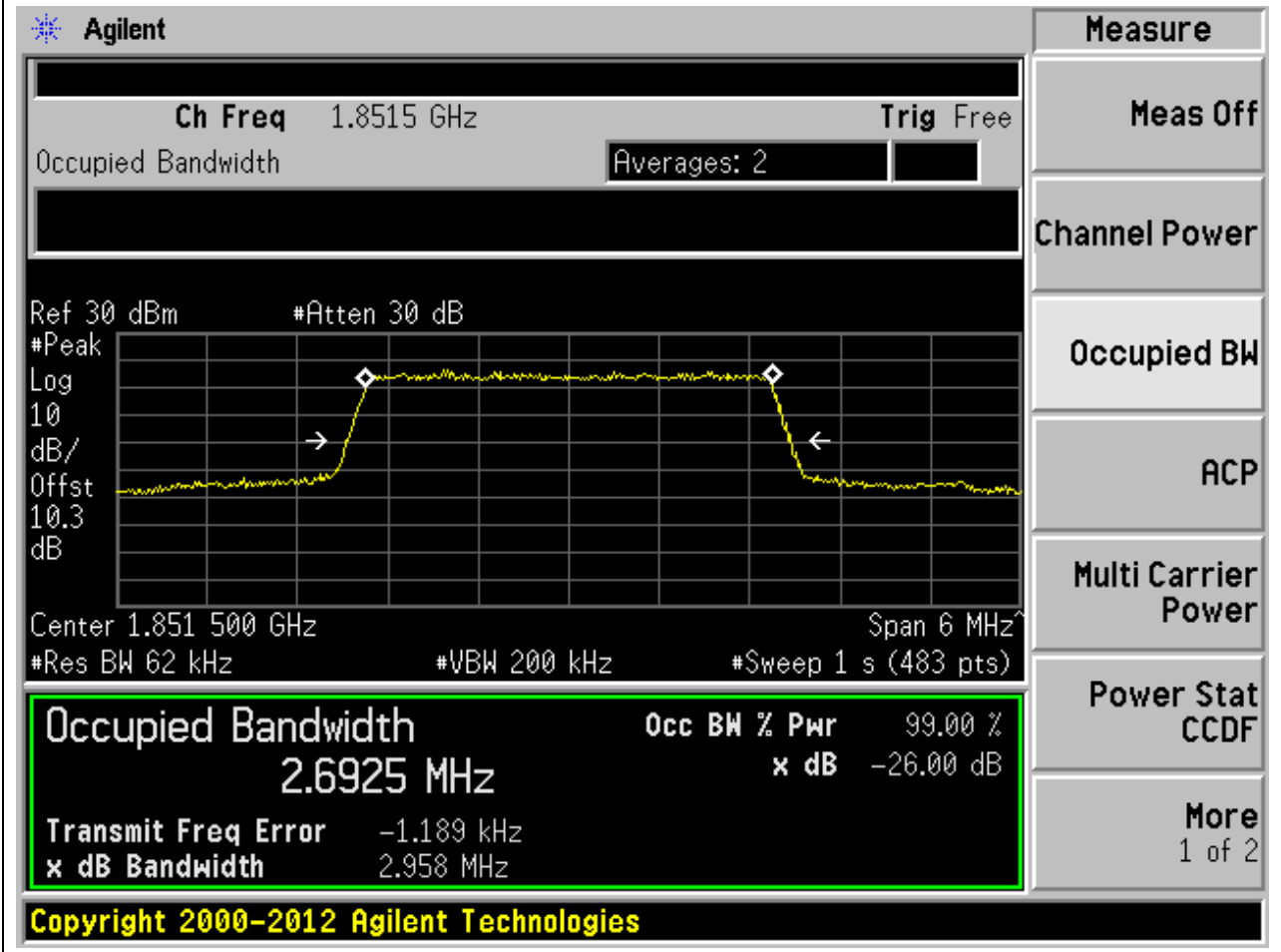
1.7. LTE Occupied Bandwidth(NTNV)(Subtest:7, Channel:18615, Bandwidth:3, Modulation:QPSK, RB Number: 15, RB Position:LOW)

Center Frequency (MHz)	OBW Power (%)	XdB Down (dB)	RBW (MHz)	Detector	OBW (MHz)	XdB Bandwidth (MHz)	Upper Limit (MHz)	Verdict
1851.5	99	26	0.062	Peak	2.693	2.934	3	Pass



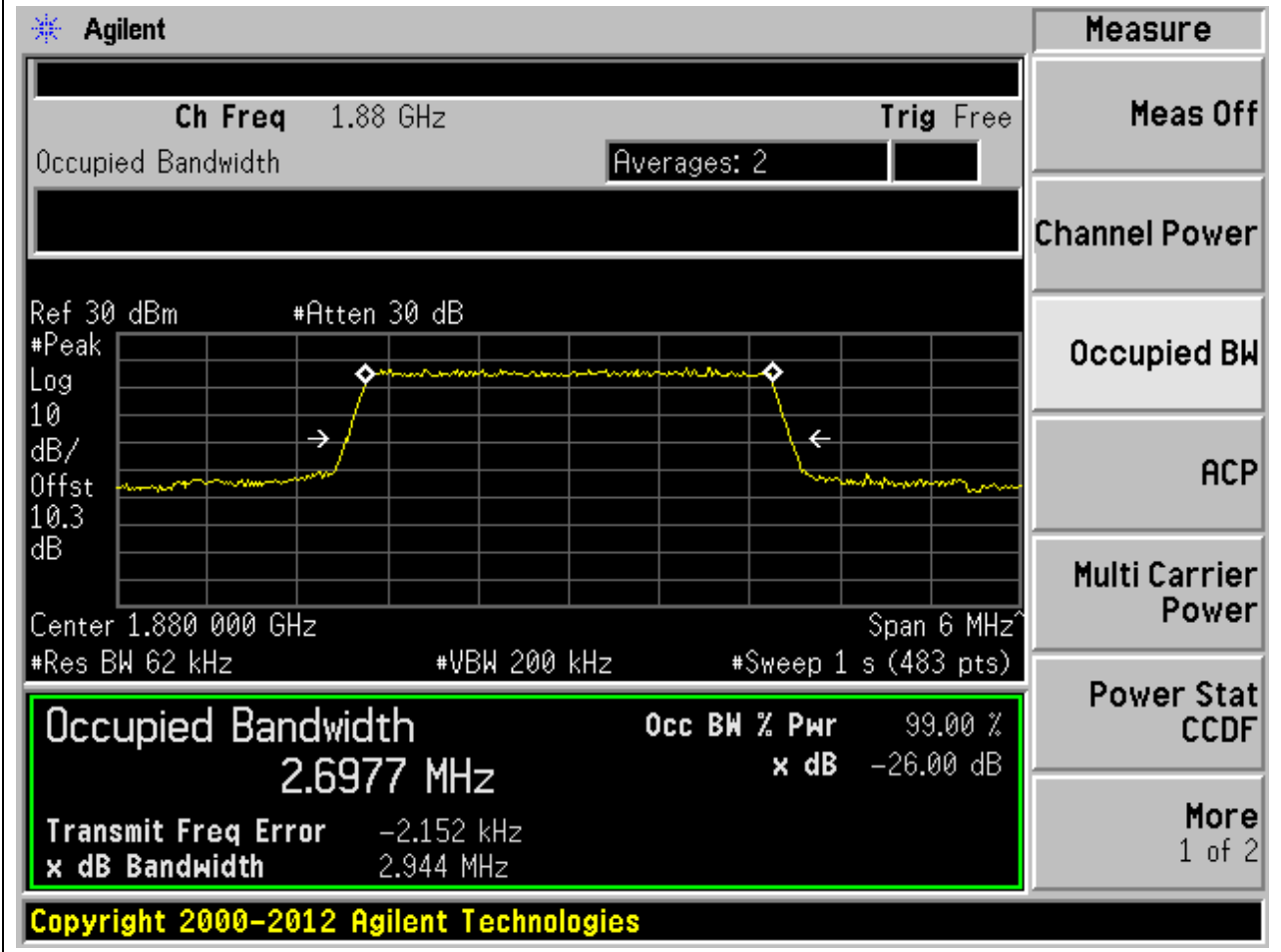
1.8. LTE Occupied Bandwidth(NTNV)(Subtest:8, Channel:18615, Bandwidth:3, Modulation:Q16, RB Number: 15, RB Position:LOW)

Center Frequency (MHz)	OBW Power (%)	XdB Down (dB)	RBW (MHz)	Detector	OBW (MHz)	XdB Bandwidth (MHz)	Upper Limit (MHz)	Verdict
1851.5	99	26	0.062	Peak	2.692	2.958	3	Pass



1.9. LTE Occupied Bandwidth(NTNV)(Subtest:9, Channel:18900, Bandwidth:3, Modulation:QPSK, RB Number: 15, RB Position:LOW)

Center Frequency (MHz)	OBW Power (%)	XdB Down (dB)	RBW (MHz)	Detector	OBW (MHz)	XdB Bandwidth (MHz)	Upper Limit (MHz)	Verdict
1880	99	26	0.062	Peak	2.698	2.944	3	Pass



1.10. LTE Occupied Bandwidth(NTNV)(Subtest:10, Channel:18900, Bandwidth:3, Modulation:Q16, RB Number: 15, RB Position:LOW)

Center Frequency (MHz)	OBW Power (%)	XdB Down (dB)	RBW (MHz)	Detector	OBW (MHz)	XdB Bandwidth (MHz)	Upper Limit (MHz)	Verdict
1880	99	26	0.062	Peak	2.694	2.957	3	Pass

Agilent

Ch Freq 1.88 GHz Trig Free

Occupied Bandwidth Averages: 2

Ref 30 dBm #Atten 30 dB

#Peak Log 10 dB/Offst 10.3 dB

Center 1.880 000 GHz Span 6 MHz

#Res BW 62 kHz #VBW 200 kHz #Sweep 1 s (483 pts)

Occupied Bandwidth 2.6938 MHz

Occ BW % Pwr 99.00 %
x dB -26.00 dB

Transmit Freq Error -2.454 kHz
x dB Bandwidth 2.957 MHz

Copyright 2000-2012 Agilent Technologies

Measure
Meas Off
Channel Power
Occupied BW
ACP
Multi Carrier Power
Power Stat CCDF
More
1 of 2

1.11. LTE Occupied Bandwidth(NTNV)(Subtest:11, Channel:19185, Bandwidth:3, Modulation:QPSK, RB Number: 15, RB Position:LOW)

Center Frequency (MHz)	OBW Power (%)	XdB Down (dB)	RBW (MHz)	Detector	OBW (MHz)	XdB Bandwidth (MHz)	Upper Limit (MHz)	Verdict
1908.5	99	26	0.062	Peak	2.694	2.951	3	Pass

Agilent

Ch Freq 1.9085 GHz Trig Free

Occupied Bandwidth Averages: 2

Ref 30 dBm #Atten 30 dB

#Peak Log 10 dB/Offst 10.4 dB

Center 1.908 500 GHz Span 6 MHz

#Res BW 62 kHz #VBW 200 kHz #Sweep 1 s (483 pts)

Occupied Bandwidth Occ BW % Pwr 99.00 %
2.6938 MHz x dB -26.00 dB

Transmit Freq Error -4.458 kHz
x dB Bandwidth 2.951 MHz

Measure

Meas Off

Channel Power

Occupied BW

ACP

Multi Carrier Power

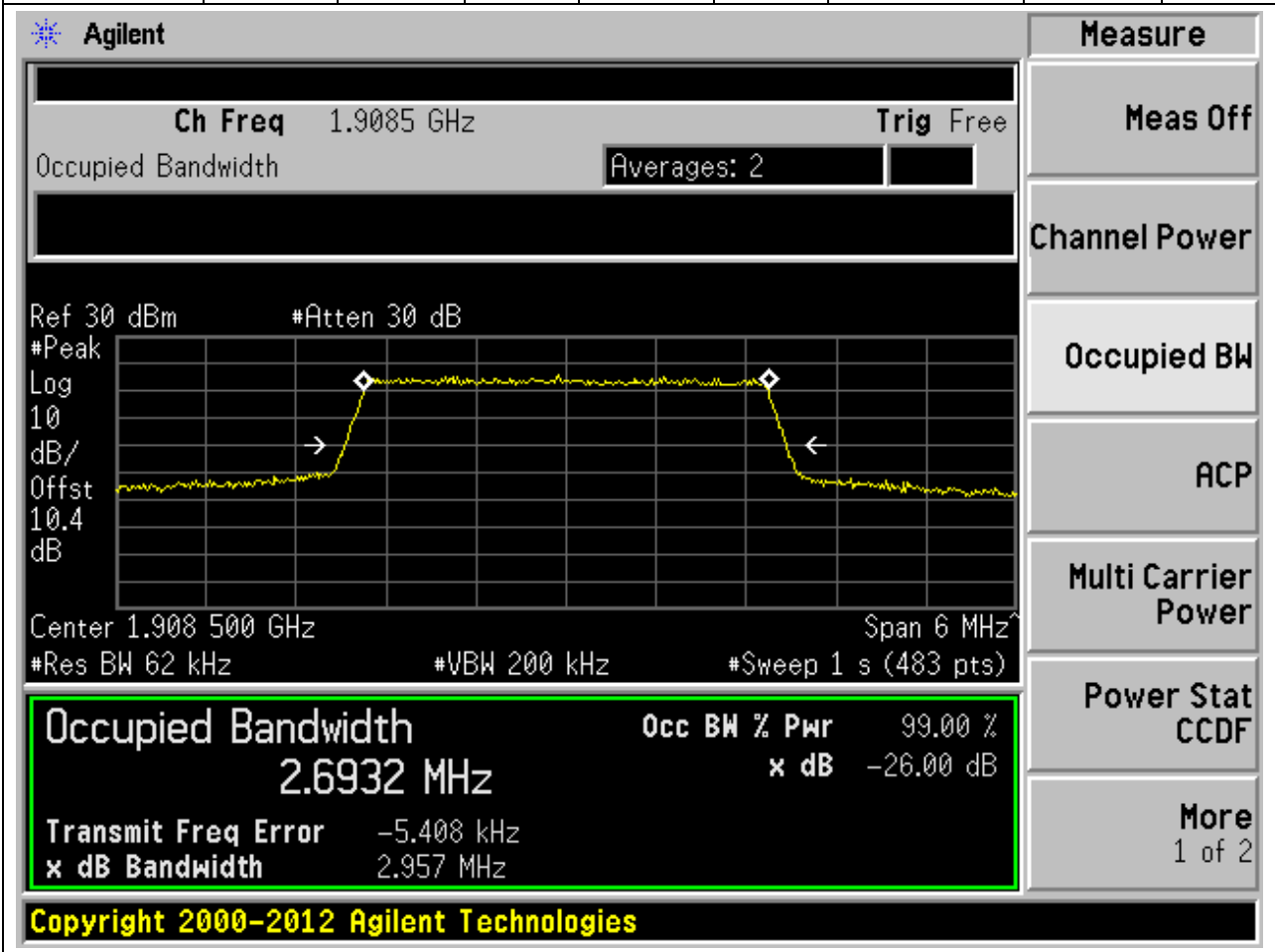
Power Stat CCDF

More 1 of 2

Copyright 2000-2012 Agilent Technologies

1.12. LTE Occupied Bandwidth(NTNV)(Subtest:12, Channel:19185, Bandwidth:3, Modulation:Q16, RB Number: 15, RB Position:LOW)

Center Frequency (MHz)	OBW Power (%)	XdB Down (dB)	RBW (MHz)	Detector	OBW (MHz)	XdB Bandwidth (MHz)	Upper Limit (MHz)	Verdict
1908.5	99	26	0.062	Peak	2.693	2.957	3	Pass

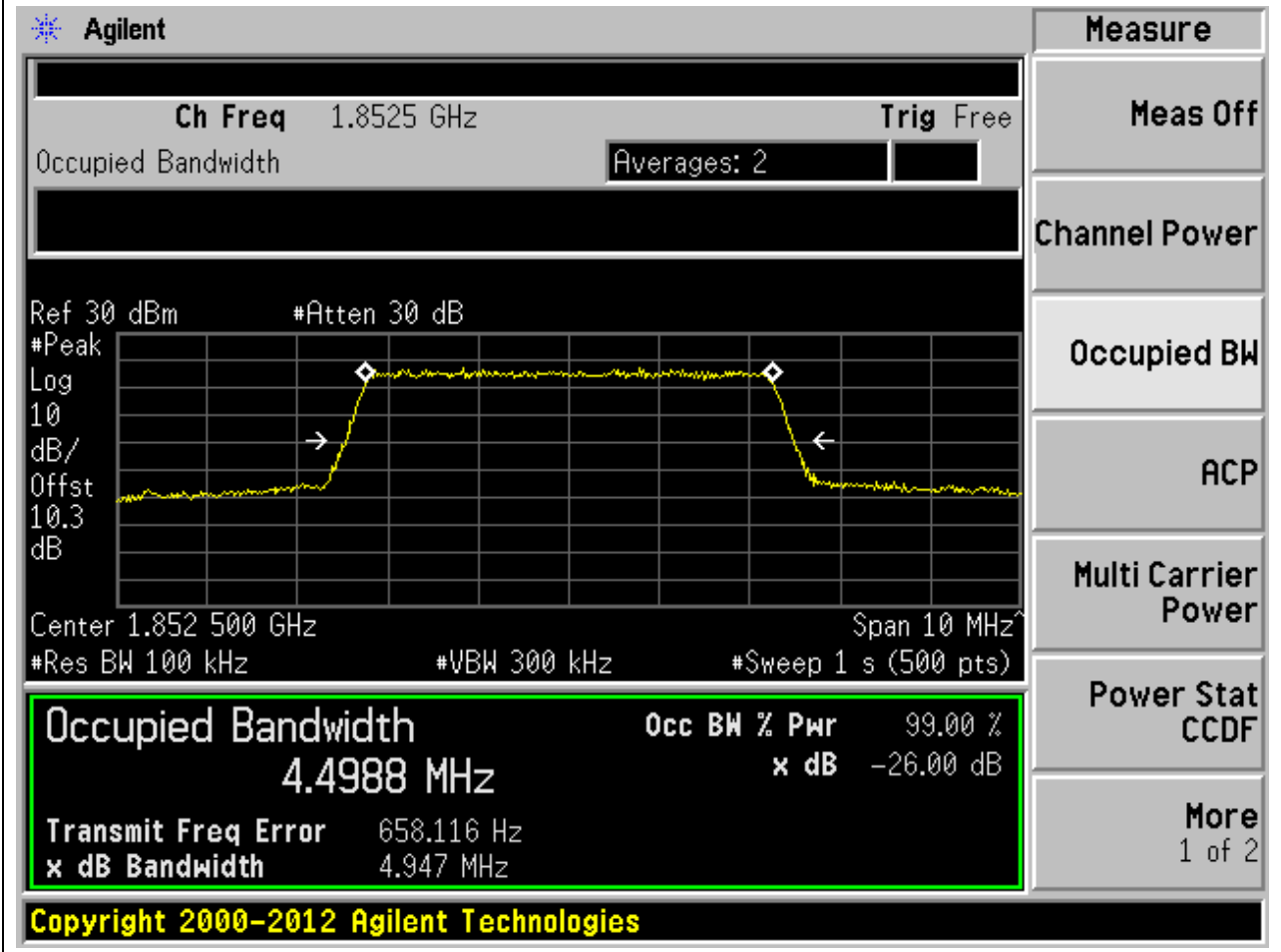


The screenshot displays the Agilent Spectrum Analyzer interface. The main display shows a spectrum plot with a yellow trace representing the signal. The plot is centered at 1.9085 GHz with a span of 6 MHz. The y-axis is labeled 'dB/Offst' and has a scale of 10.4 dB. The plot shows a signal with a peak at approximately 1.9085 GHz. The 'Occupied Bandwidth' measurement is highlighted in a green box, showing a value of 2.6932 MHz. The 'Occ BW % Pwr' is 99.00% and the 'x dB' is -26.00 dB. The 'Transmit Freq Error' is -5.408 kHz and the 'x dB Bandwidth' is 2.957 MHz. The 'Copyright 2000-2012 Agilent Technologies' is displayed at the bottom.

Occupied Bandwidth	Occ BW % Pwr	x dB
2.6932 MHz	99.00 %	-26.00 dB

1.13. LTE Occupied Bandwidth(NTNV)(Subtest:13, Channel:18625, Bandwidth:5, Modulation:QPSK, RB Number: 25, RB Position:LOW)

Center Frequency (MHz)	OBW Power (%)	XdB Down (dB)	RBW (MHz)	Detector	OBW (MHz)	XdB Bandwidth (MHz)	Upper Limit (MHz)	Verdict
1852.5	99	26	0.1	Peak	4.499	4.947	5	Pass



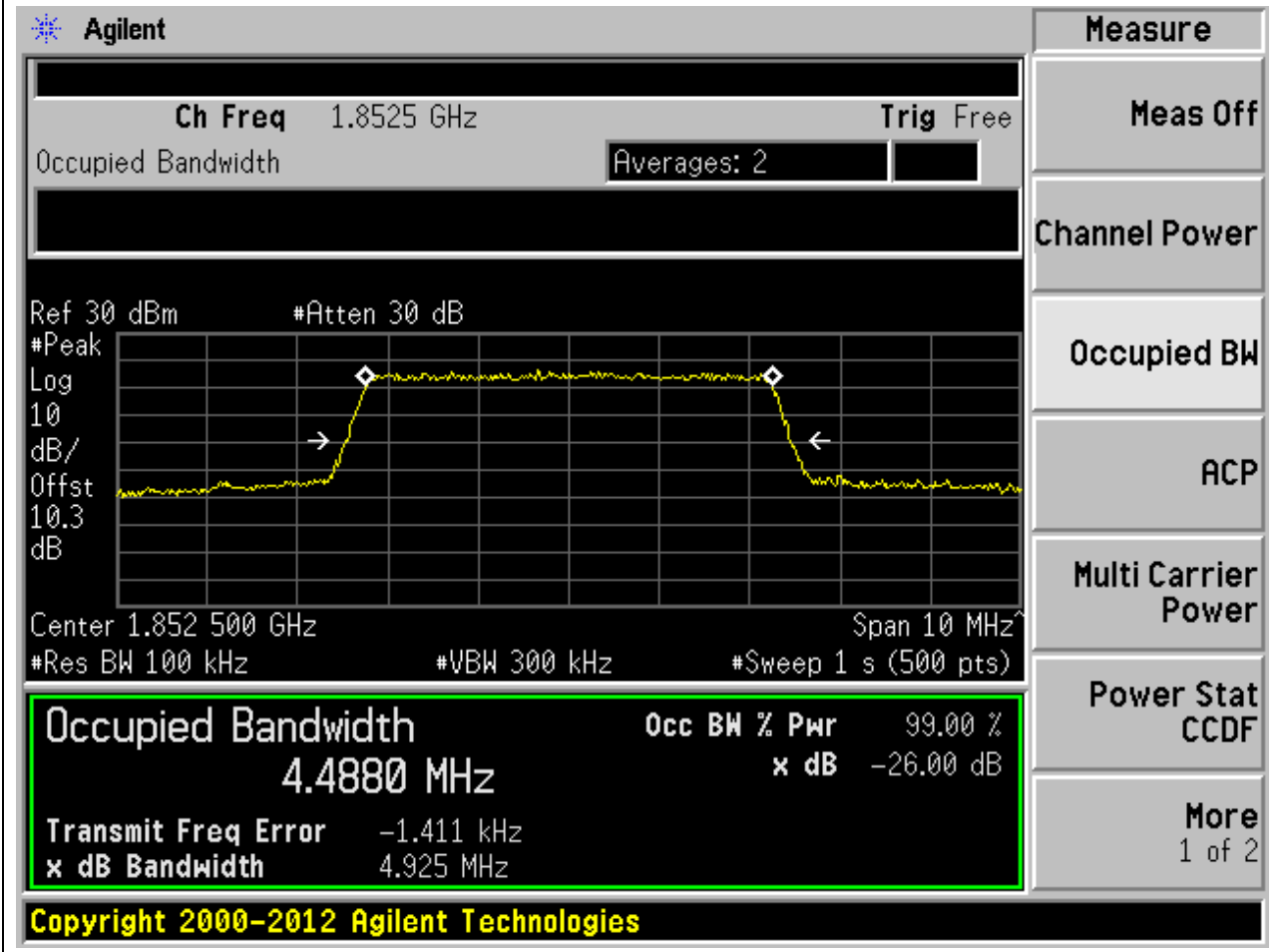
The screenshot shows the Agilent Spectrum Analyzer interface. The main display area shows a spectrum plot with a yellow trace. The plot is centered at 1.8525 GHz with a span of 10 MHz. The y-axis is labeled 'dB/Offst' with a value of 10.3 dB. The plot shows a signal with a peak at approximately 1.8525 GHz. The 'Occupied Bandwidth' is highlighted in a green box at the bottom of the screen, showing a value of 4.4988 MHz. The 'Occ BW % Pwr' is 99.00% and the 'x dB' is -26.00 dB. The 'Transmit Freq Error' is 658.116 Hz and the 'x dB Bandwidth' is 4.947 MHz. The 'Copyright 2000-2012 Agilent Technologies' is displayed at the bottom of the screen.

Occupied Bandwidth	Occ BW % Pwr	x dB
4.4988 MHz	99.00 %	-26.00 dB

Copyright 2000-2012 Agilent Technologies

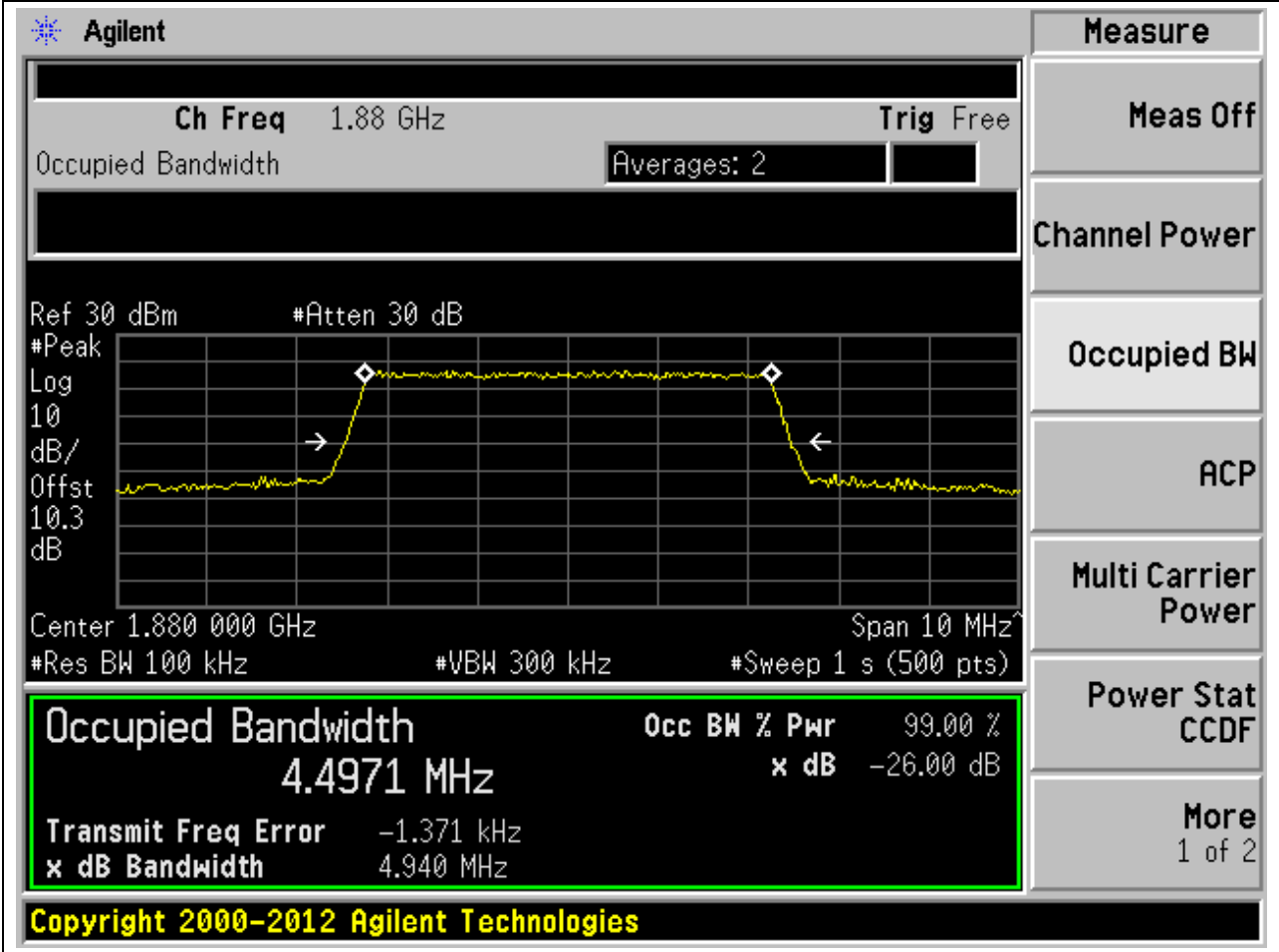
1.14. LTE Occupied Bandwidth(NTNV)(Subtest:14, Channel:18625, Bandwidth:5, Modulation:Q16, RB Number: 25, RB Position:LOW)

Center Frequency (MHz)	OBW Power (%)	XdB Down (dB)	RBW (MHz)	Detector	OBW (MHz)	XdB Bandwidth (MHz)	Upper Limit (MHz)	Verdict
1852.5	99	26	0.1	Peak	4.488	4.925	5	Pass



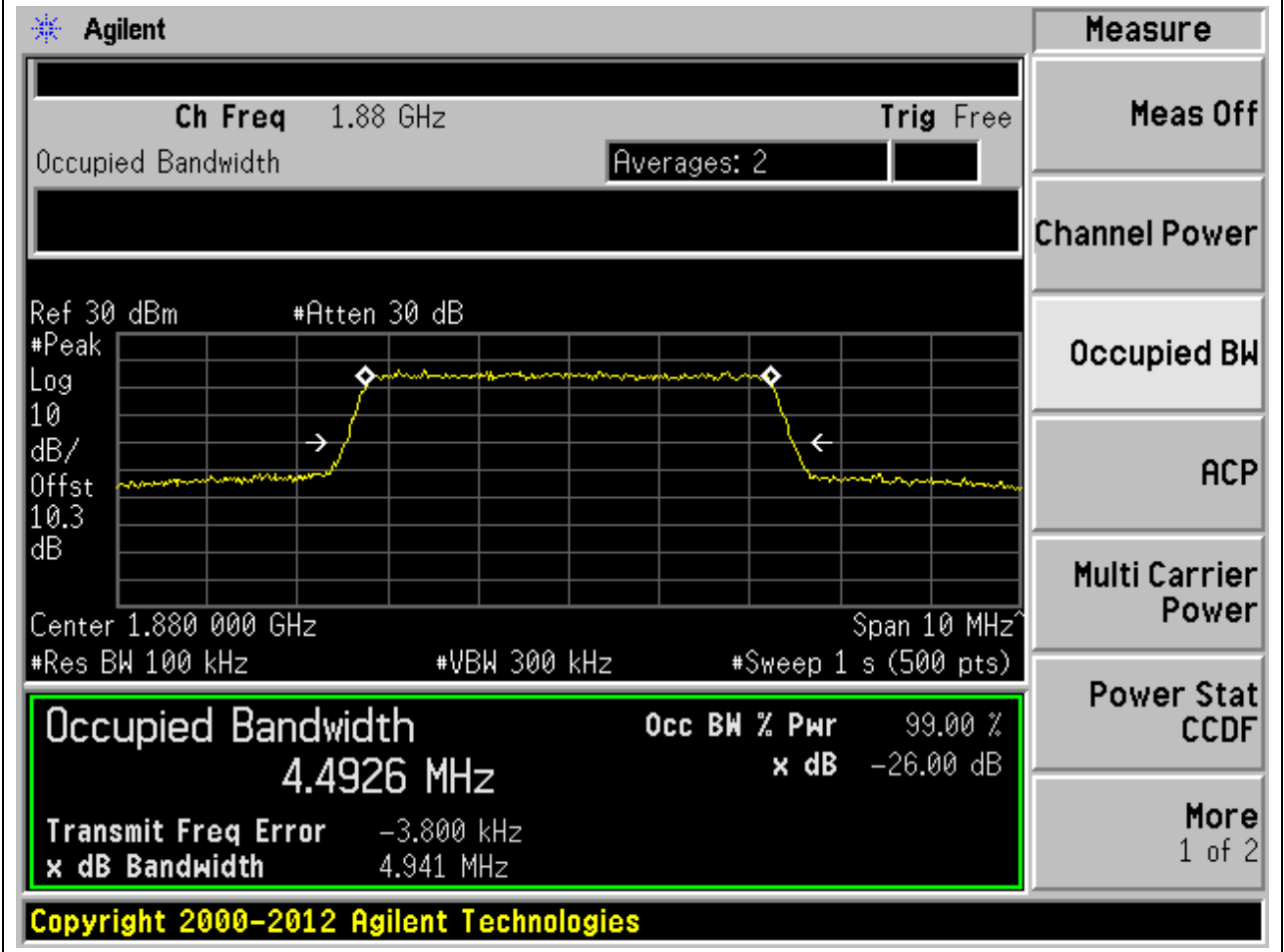
1.15. LTE Occupied Bandwidth(NTNV)(Subtest:15, Channel:18900, Bandwidth:5, Modulation:QPSK, RB Number: 25, RB Position:LOW)

Center Frequency (MHz)	OBW Power (%)	XdB Down (dB)	RBW (MHz)	Detector	OBW (MHz)	XdB Bandwidth (MHz)	Upper Limit (MHz)	Verdict
1880	99	26	0.1	Peak	4.497	4.94	5	Pass



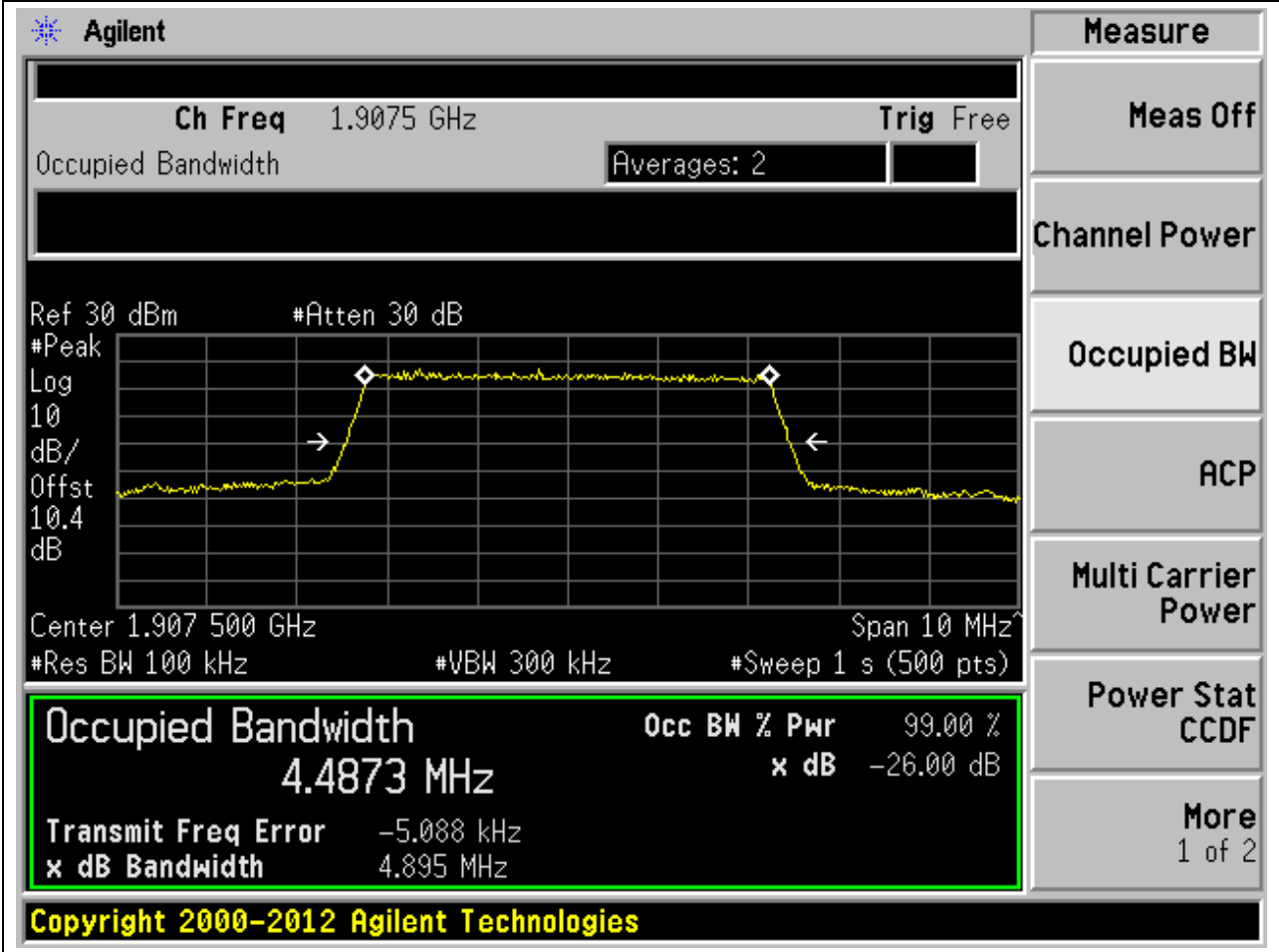
1.16. LTE Occupied Bandwidth(NTNV)(Subtest:16, Channel:18900, Bandwidth:5, Modulation:Q16, RB Number: 25, RB Position:LOW)

Center Frequency (MHz)	OBW Power (%)	XdB Down (dB)	RBW (MHz)	Detector	OBW (MHz)	XdB Bandwidth (MHz)	Upper Limit (MHz)	Verdict
1880	99	26	0.1	Peak	4.493	4.941	5	Pass



1.17. LTE Occupied Bandwidth(NTNV)(Subtest:17, Channel:19175, Bandwidth:5, Modulation:QPSK, RB Number: 25, RB Position:LOW)

Center Frequency (MHz)	OBW Power (%)	XdB Down (dB)	RBW (MHz)	Detector	OBW (MHz)	XdB Bandwidth (MHz)	Upper Limit (MHz)	Verdict
1907.5	99	26	0.1	Peak	4.487	4.895	5	Pass



The screenshot displays the Agilent Spectrum Analyzer interface. The main display shows a spectrum plot with a yellow trace. The plot is centered at 1.9075 GHz with a span of 10 MHz. The vertical axis is labeled 'dB/Offst' with a value of 10.4 dB. The horizontal axis is labeled 'Span 10 MHz'. The plot shows a signal with a peak at 4.4873 MHz. The 'Occupied Bandwidth' is measured as 4.4873 MHz, which is 99.00% of the channel bandwidth. The 'x dB Bandwidth' is 4.895 MHz. The 'Transmit Freq Error' is -5.088 kHz. The 'Occupied BW % Pwr' is 99.00% and the 'x dB' is -26.00 dB. The 'Copyright 2000-2012 Agilent Technologies' is displayed at the bottom.

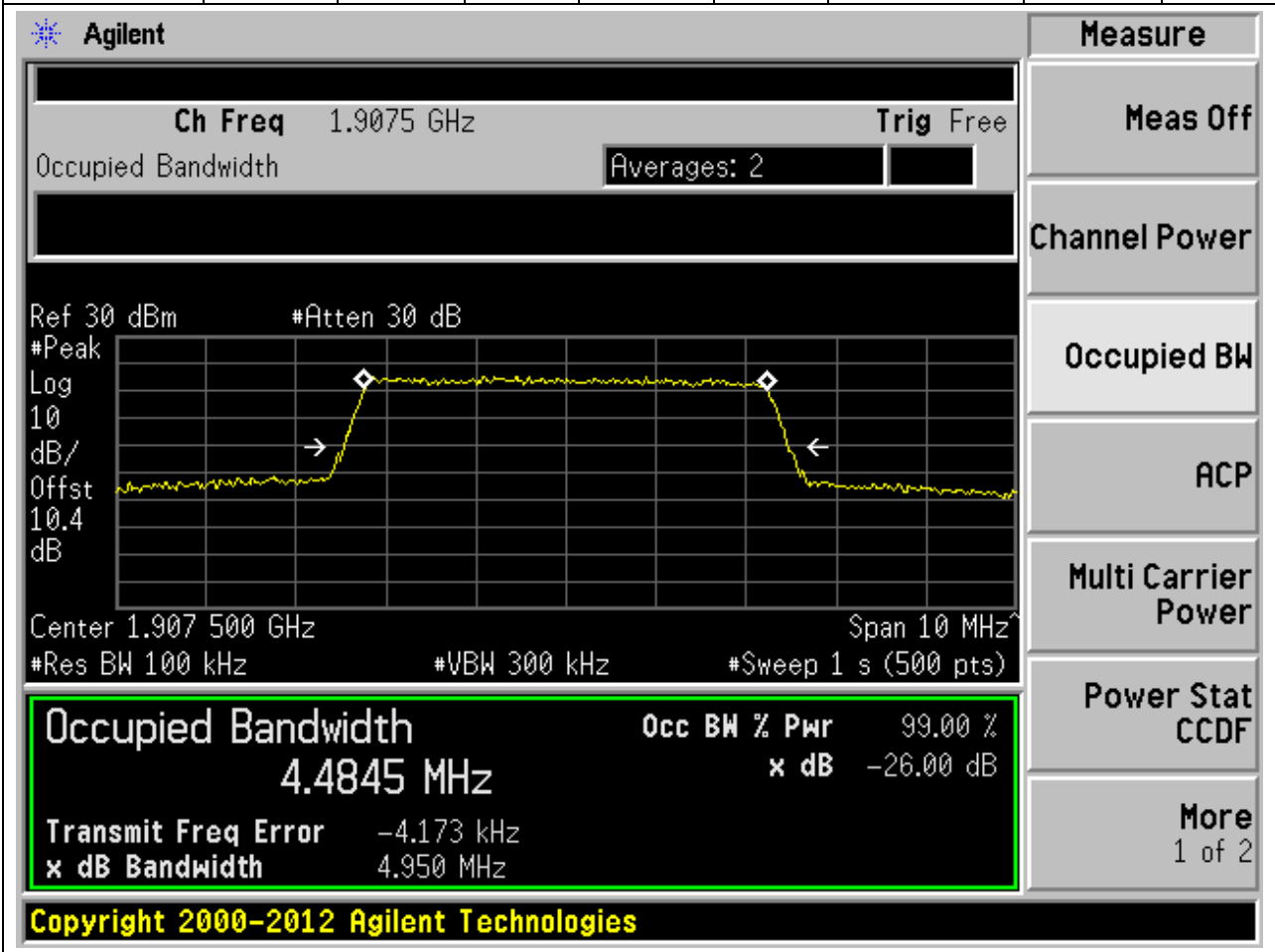
Occupied Bandwidth	Occ BW % Pwr	x dB
4.4873 MHz	99.00 %	-26.00 dB

Transmit Freq Error: -5.088 kHz
x dB Bandwidth: 4.895 MHz

Copyright 2000-2012 Agilent Technologies

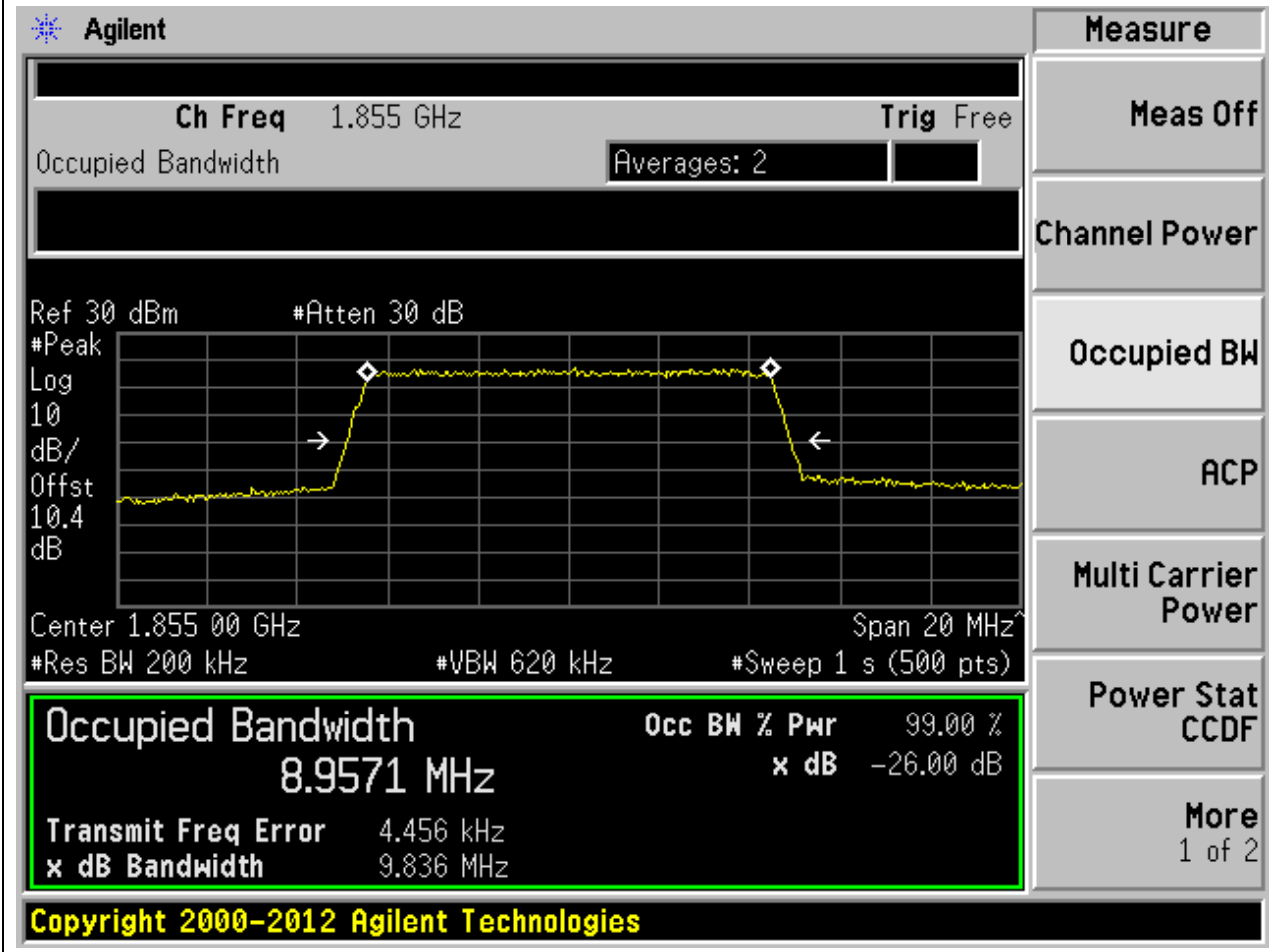
1.18. LTE Occupied Bandwidth(NTNV)(Subtest:18, Channel:19175, Bandwidth:5, Modulation:Q16, RB Number: 25, RB Position:LOW)

Center Frequency (MHz)	OBW Power (%)	XdB Down (dB)	RBW (MHz)	Detector	OBW (MHz)	XdB Bandwidth (MHz)	Upper Limit (MHz)	Verdict
1907.5	99	26	0.1	Peak	4.485	4.95	5	Pass



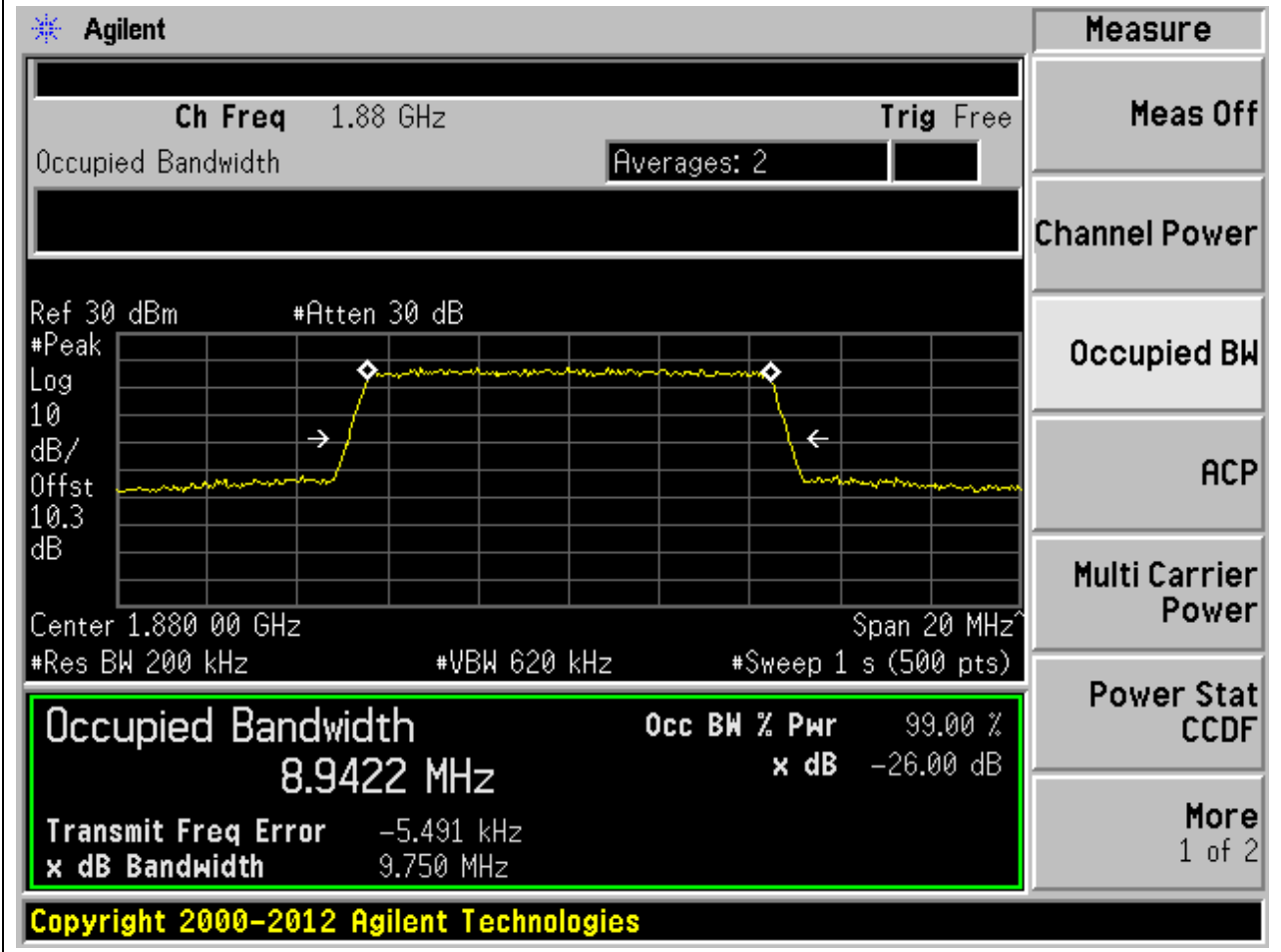
1.19. LTE Occupied Bandwidth(NTNV)(Subtest:19, Channel:18650, Bandwidth:10, Modulation:QPSK, RB Number: 50, RB Position:LOW)

Center Frequency (MHz)	OBW Power (%)	XdB Down (dB)	RBW (MHz)	Detector	OBW (MHz)	XdB Bandwidth (MHz)	Upper Limit (MHz)	Verdict
1855	99	26	0.2	Peak	8.957	9.836	10	Pass



1.20. LTE Occupied Bandwidth(NTNV)(Subtest:20, Channel:18900, Bandwidth:10, Modulation:QPSK, RB Number: 50, RB Position:LOW)

Center Frequency (MHz)	OBW Power (%)	XdB Down (dB)	RBW (MHz)	Detector	OBW (MHz)	XdB Bandwidth (MHz)	Upper Limit (MHz)	Verdict
1880	99	26	0.2	Peak	8.942	9.75	10	Pass



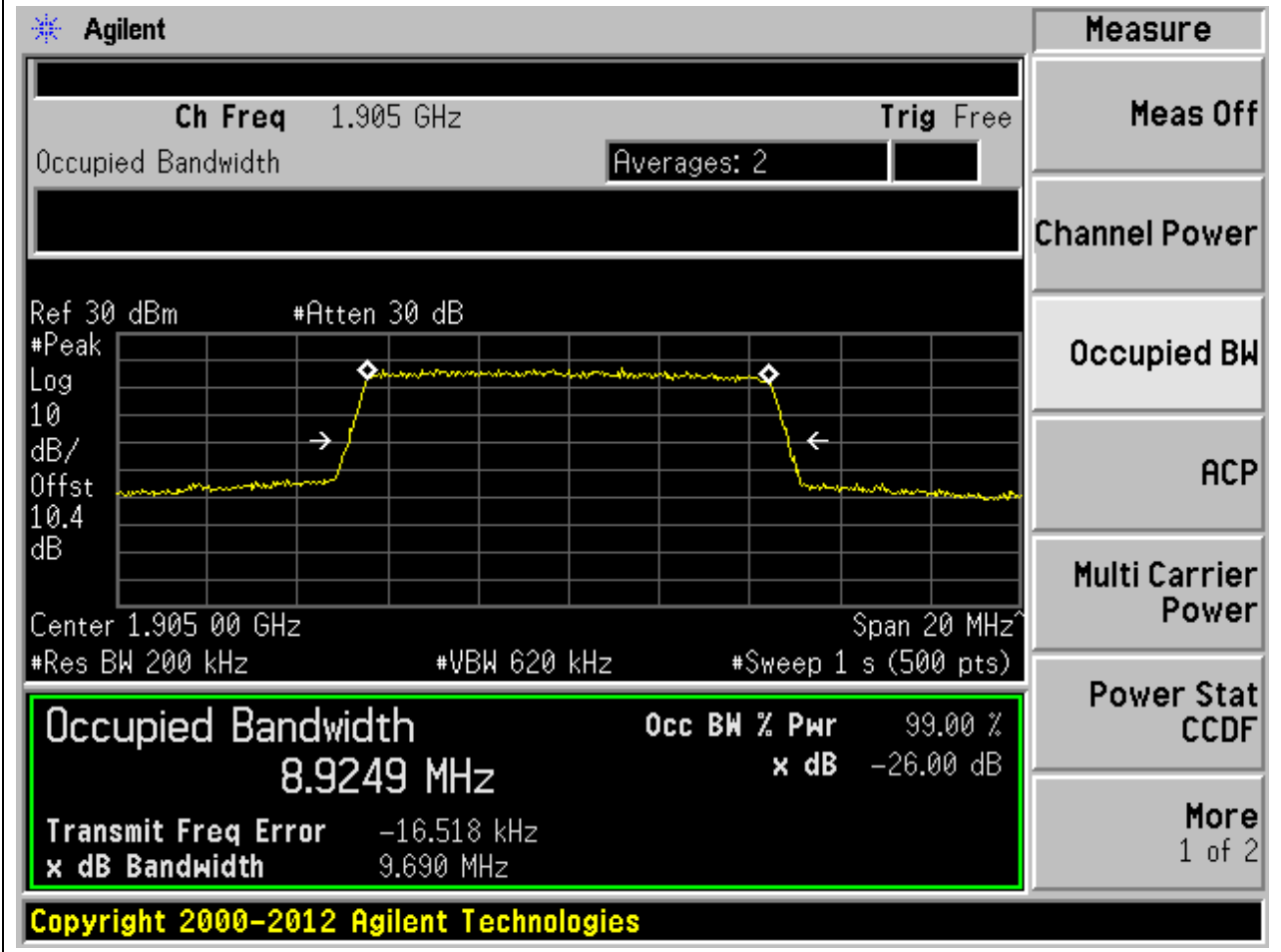
The screenshot displays the Agilent Spectrum Analyzer interface. The main display shows a spectrum plot with a yellow trace representing the signal. The plot is centered at 1.88 GHz with a span of 20 MHz. The y-axis is labeled 'dB/Offst' and has a value of 10.3 dB. The x-axis is labeled 'Center' and has a value of 1.880 00 GHz. The plot shows a signal with a peak at 8.942 MHz and a bandwidth of 9.75 MHz. The occupied bandwidth is 8.9422 MHz, which is 99.00% of the power. The dB down is -26.00 dB. The transmit frequency error is -5.491 kHz. The x dB bandwidth is 9.750 MHz. The interface also shows various settings such as 'Ch Freq 1.88 GHz', 'Trig Free', 'Averages: 2', 'Ref 30 dBm', '#Atten 30 dB', '#Res BW 200 kHz', '#VBW 620 kHz', and '#Sweep 1 s (500 pts)'. On the right side, there is a 'Measure' menu with options like 'Meas Off', 'Channel Power', 'Occupied BW', 'ACP', 'Multi Carrier Power', 'Power Stat CCDF', and 'More 1 of 2'. At the bottom, there is a copyright notice: 'Copyright 2000-2012 Agilent Technologies'.

Occupied Bandwidth	Occ BW % Pwr	99.00 %
8.9422 MHz	x dB	-26.00 dB
Transmit Freq Error	-5.491 kHz	
x dB Bandwidth	9.750 MHz	

Copyright 2000-2012 Agilent Technologies

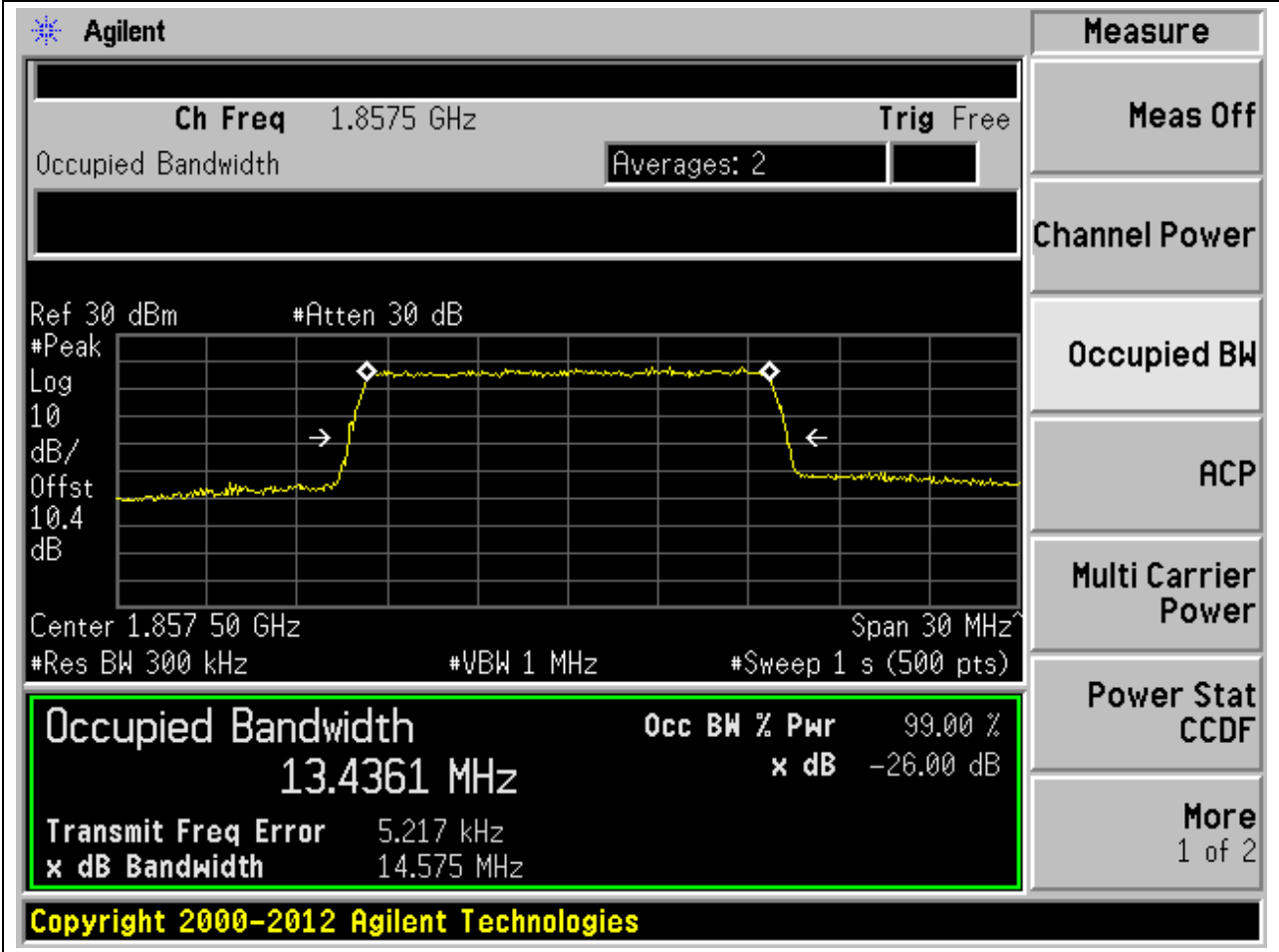
1.21. LTE Occupied Bandwidth(NTNV)(Subtest:21, Channel:19150, Bandwidth:10, Modulation:QPSK, RB Number: 50, RB Position:LOW)

Center Frequency (MHz)	OBW Power (%)	XdB Down (dB)	RBW (MHz)	Detector	OBW (MHz)	XdB Bandwidth (MHz)	Upper Limit (MHz)	Verdict
1905	99	26	0.2	Peak	8.925	9.69	10	Pass



1.22. LTE Occupied Bandwidth(NTNV)(Subtest:22, Channel:18675, Bandwidth:15, Modulation:QPSK, RB Number: 75, RB Position:LOW)

Center Frequency (MHz)	OBW Power (%)	XdB Down (dB)	RBW (MHz)	Detector	OBW (MHz)	XdB Bandwidth (MHz)	Upper Limit (MHz)	Verdict
1857.5	99	26	0.3	Peak	13.436	14.575	15	Pass



Agilent

Ch Freq 1.8575 GHz Trig Free

Occupied Bandwidth Averages: 2

Ref 30 dBm #Atten 30 dB

#Peak Log 10 dB/Offst 10.4 dB

Center 1.857 50 GHz Span 30 MHz

#Res BW 300 kHz #VBW 1 MHz #Sweep 1 s (500 pts)

Occupied Bandwidth	Occ BW % Pwr	99.00 %
13.4361 MHz	x dB	-26.00 dB
Transmit Freq Error	5.217 kHz	
x dB Bandwidth	14.575 MHz	

Copyright 2000-2012 Agilent Technologies

Measure

Meas Off

Channel Power

Occupied BW

ACP

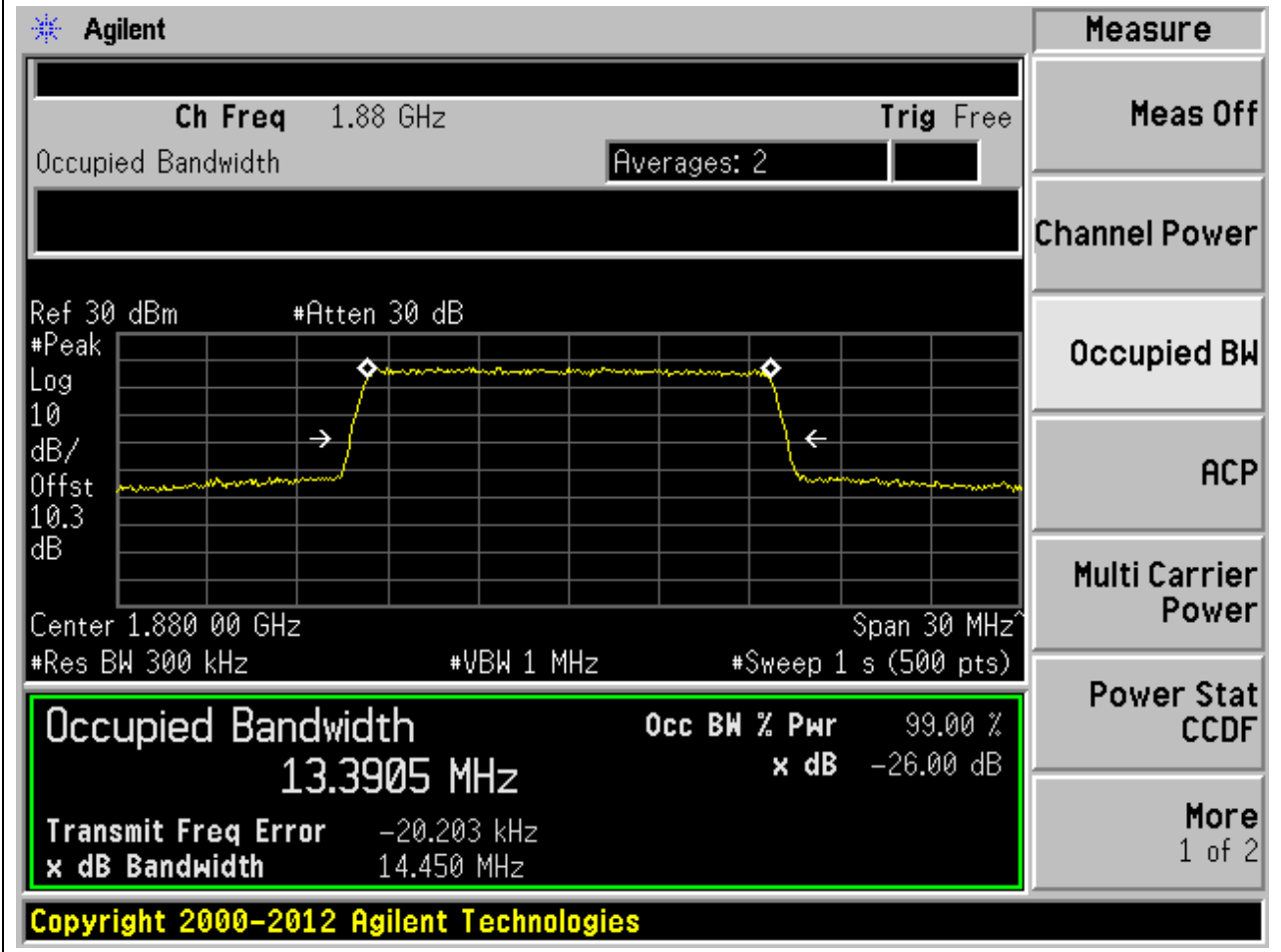
Multi Carrier Power

Power Stat CCDF

More 1 of 2

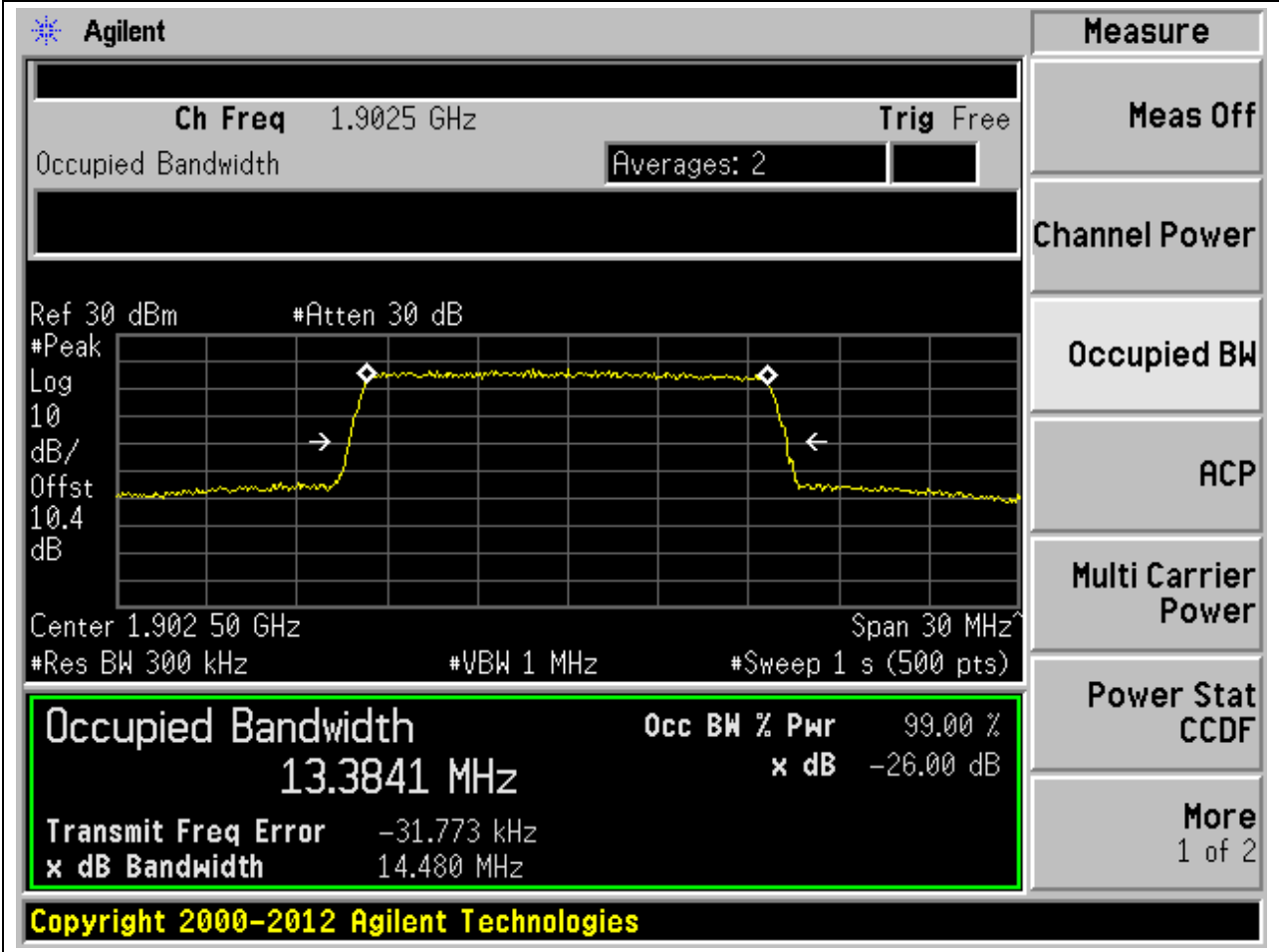
1.23. LTE Occupied Bandwidth(NTNV)(Subtest:23, Channel:18900, Bandwidth:15, Modulation:QPSK, RB Number: 75, RB Position:LOW)

Center Frequency (MHz)	OBW Power (%)	XdB Down (dB)	RBW (MHz)	Detector	OBW (MHz)	XdB Bandwidth (MHz)	Upper Limit (MHz)	Verdict
1880	99	26	0.3	Peak	13.39	14.45	15	Pass



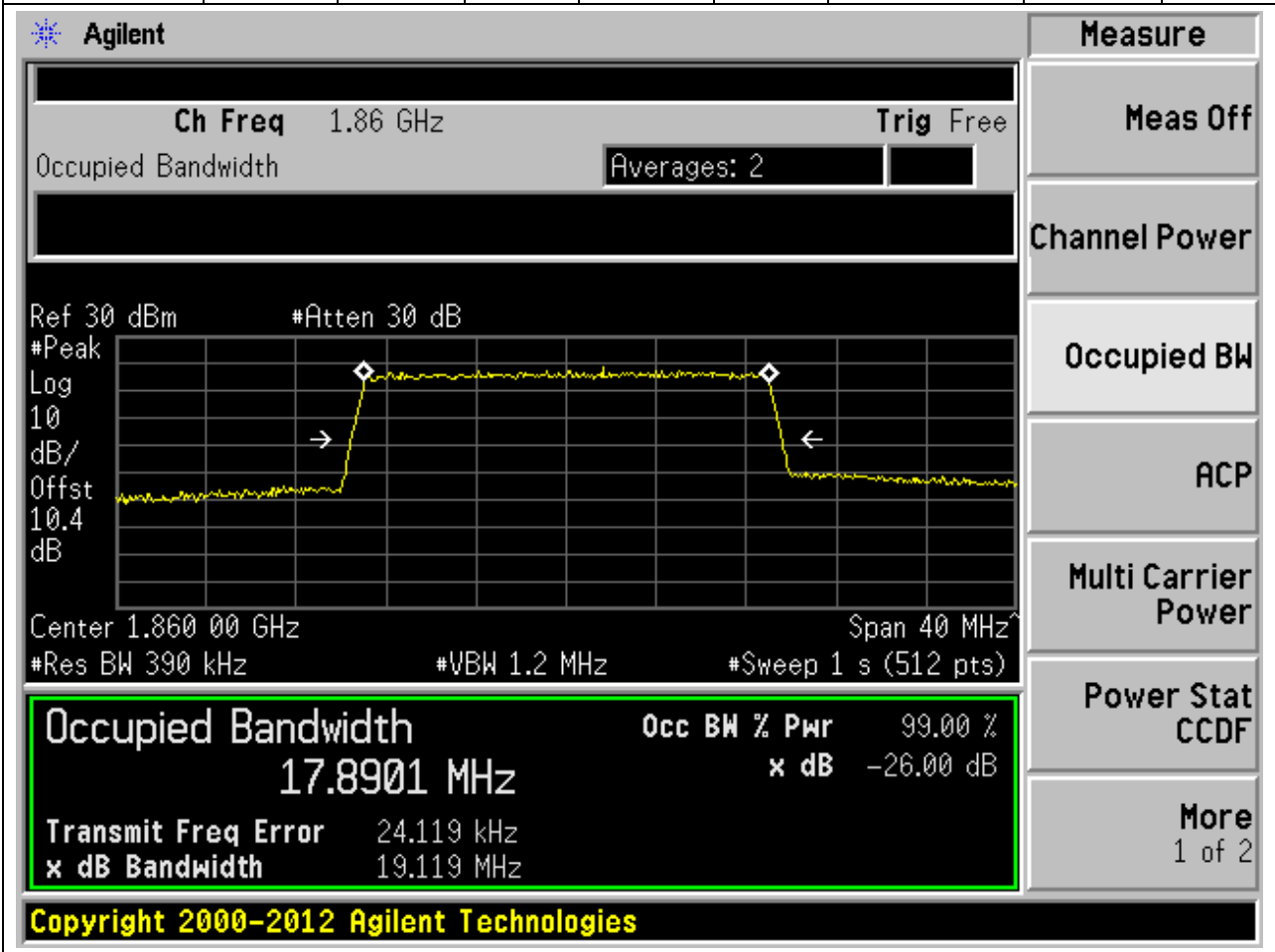
1.24. LTE Occupied Bandwidth(NTNV)(Subtest:24, Channel:19125, Bandwidth:15, Modulation:QPSK, RB Number: 75, RB Position:LOW)

Center Frequency (MHz)	OBW Power (%)	XdB Down (dB)	RBW (MHz)	Detector	OBW (MHz)	XdB Bandwidth (MHz)	Upper Limit (MHz)	Verdict
1902.5	99	26	0.3	Peak	13.384	14.48	15	Pass



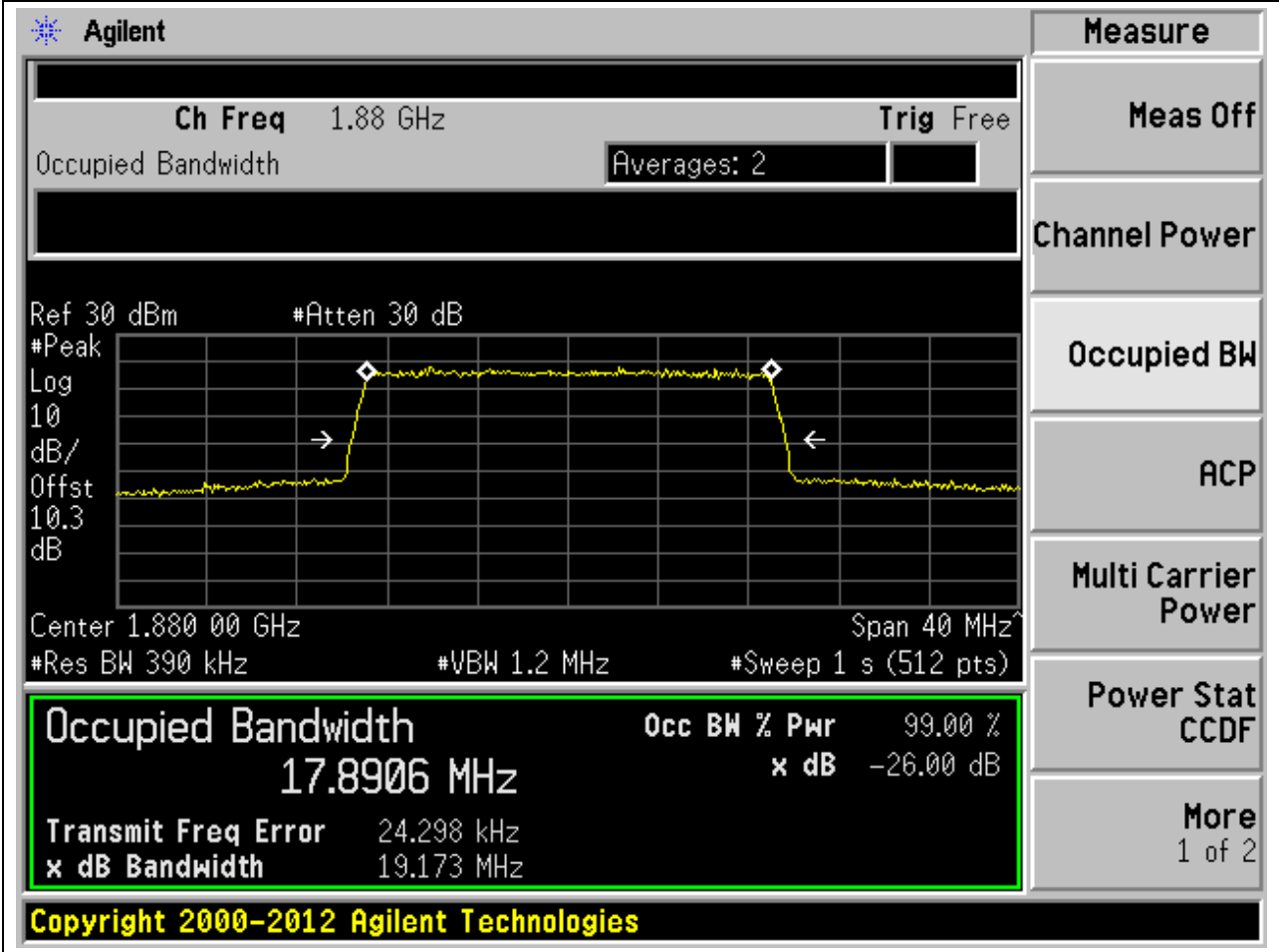
1.25. LTE Occupied Bandwidth(NTNV)(Subtest:25, Channel:18700, Bandwidth:20, Modulation:QPSK, RB Number: 100, RB Position:LOW)

Center Frequency (MHz)	OBW Power (%)	XdB Down (dB)	RBW (MHz)	Detector	OBW (MHz)	XdB Bandwidth (MHz)	Upper Limit (MHz)	Verdict
1860	99	26	0.39	Peak	17.89	19.119	20	Pass



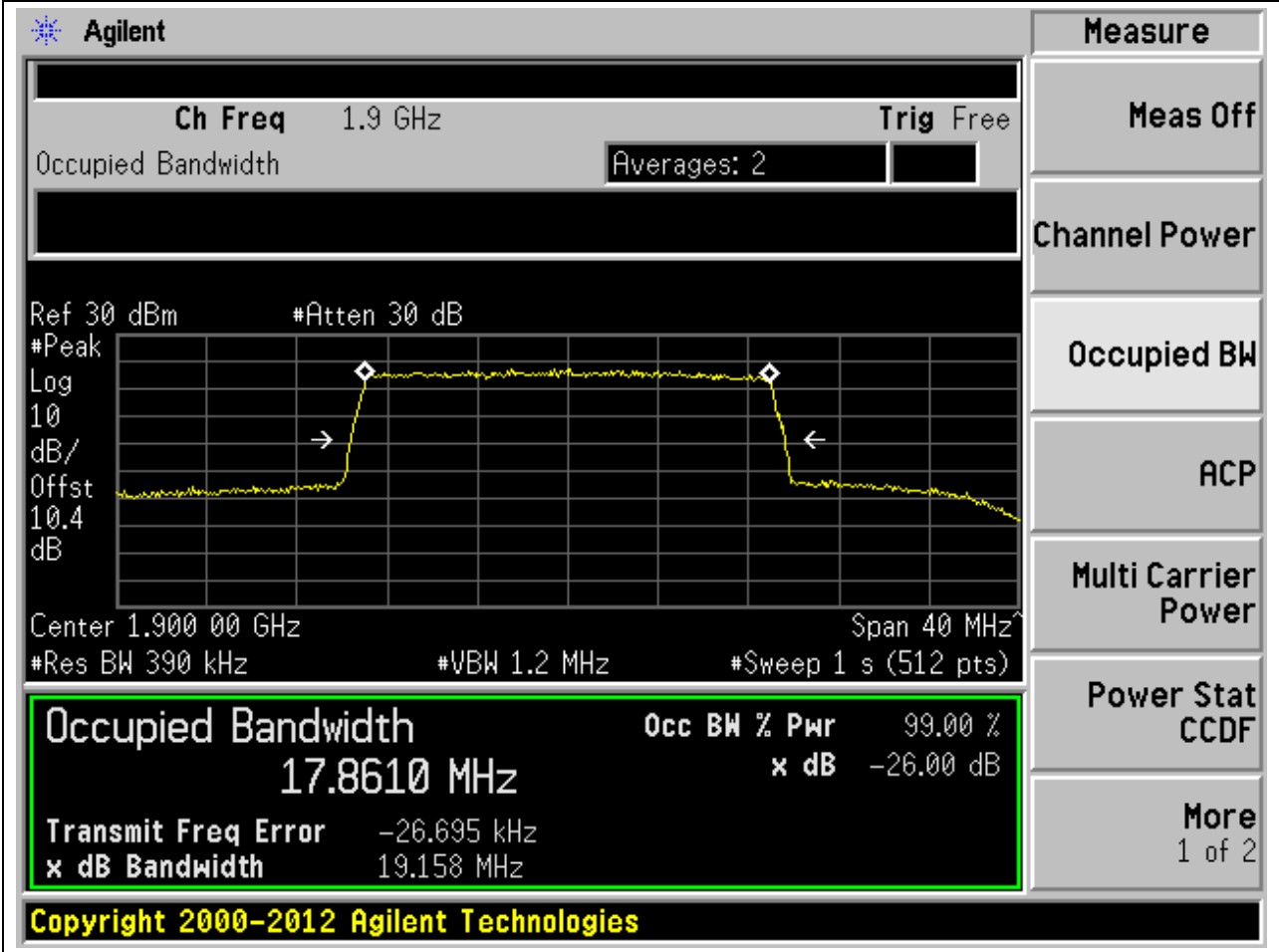
1.26. LTE Occupied Bandwidth(NTNV)(Subtest:26, Channel:18900, Bandwidth:20, Modulation:QPSK, RB Number: 100, RB Position:LOW)

Center Frequency (MHz)	OBW Power (%)	XdB Down (dB)	RBW (MHz)	Detector	OBW (MHz)	XdB Bandwidth (MHz)	Upper Limit (MHz)	Verdict
1880	99	26	0.39	Peak	17.891	19.173	20	Pass



1.27. LTE Occupied Bandwidth(NTNV)(Subtest:27, Channel:19100, Bandwidth:20, Modulation:QPSK, RB Number: 100, RB Position:LOW)

Center Frequency (MHz)	OBW Power (%)	XdB Down (dB)	RBW (MHz)	Detector	OBW (MHz)	XdB Bandwidth (MHz)	Upper Limit (MHz)	Verdict
1900	99	26	0.39	Peak	17.861	19.158	20	Pass



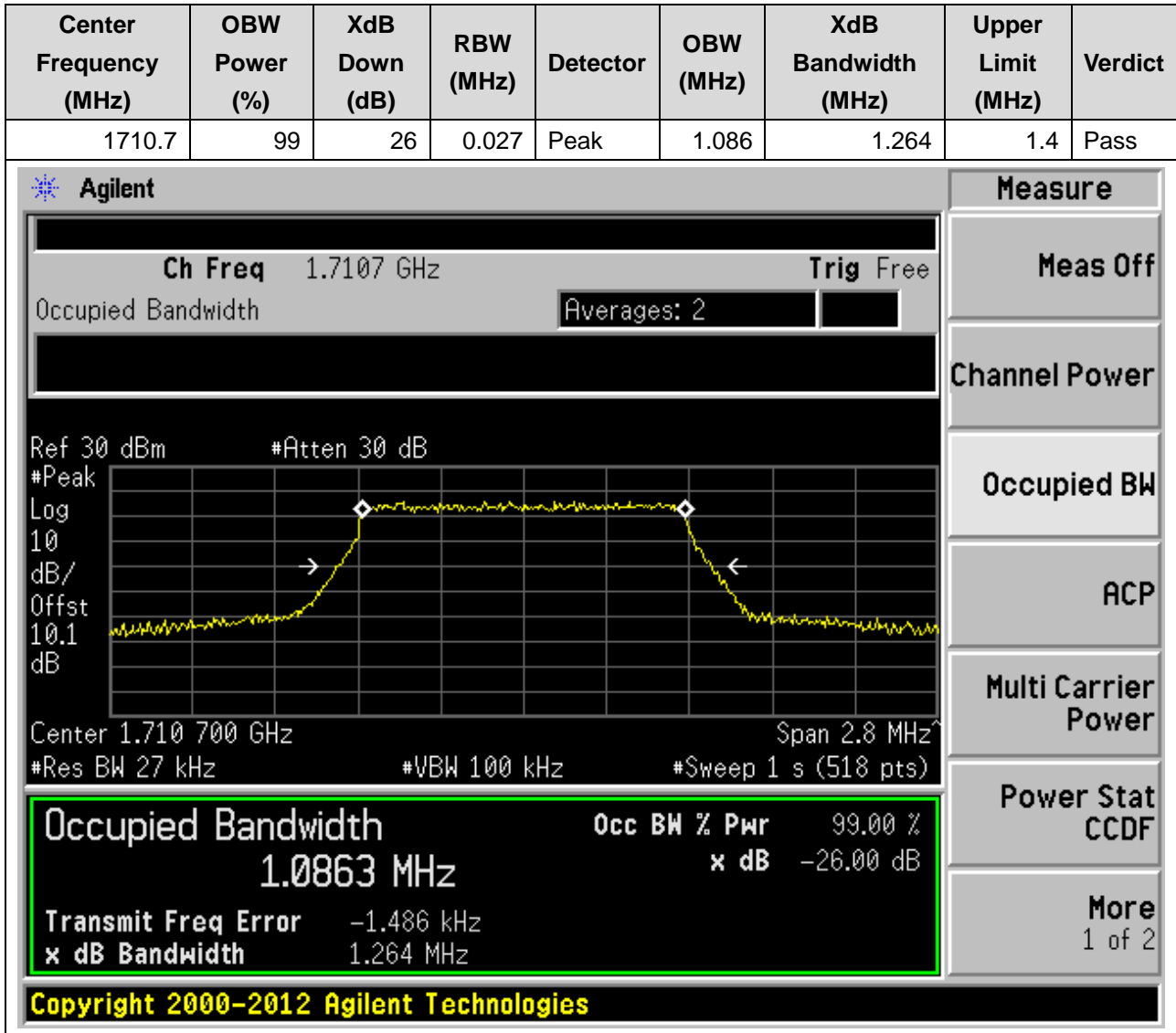
The screenshot shows the Agilent Spectrum Analyzer interface. At the top, it displays 'Agilent' and 'Measure'. The main display area shows a spectrum plot with a yellow trace. The plot parameters are: Ch Freq 1.9 GHz, Trig Free, Occupied Bandwidth, Averages: 2. The plot shows a signal with a peak at 17.861 MHz. The plot settings are: Ref 30 dBm, #Atten 30 dB, #Peak, Log, 10 dB/Offst, 10.4 dB, Center 1.900 00 GHz, Span 40 MHz, #Res BW 390 kHz, #VBW 1.2 MHz, #Sweep 1 s (512 pts). The bottom section shows the following measurements:

Occupied Bandwidth	Occ BW % Pwr	99.00 %
17.8610 MHz	x dB	-26.00 dB
Transmit Freq Error		-26.695 kHz
x dB Bandwidth		19.158 MHz

Copyright 2000-2012 Agilent Technologies

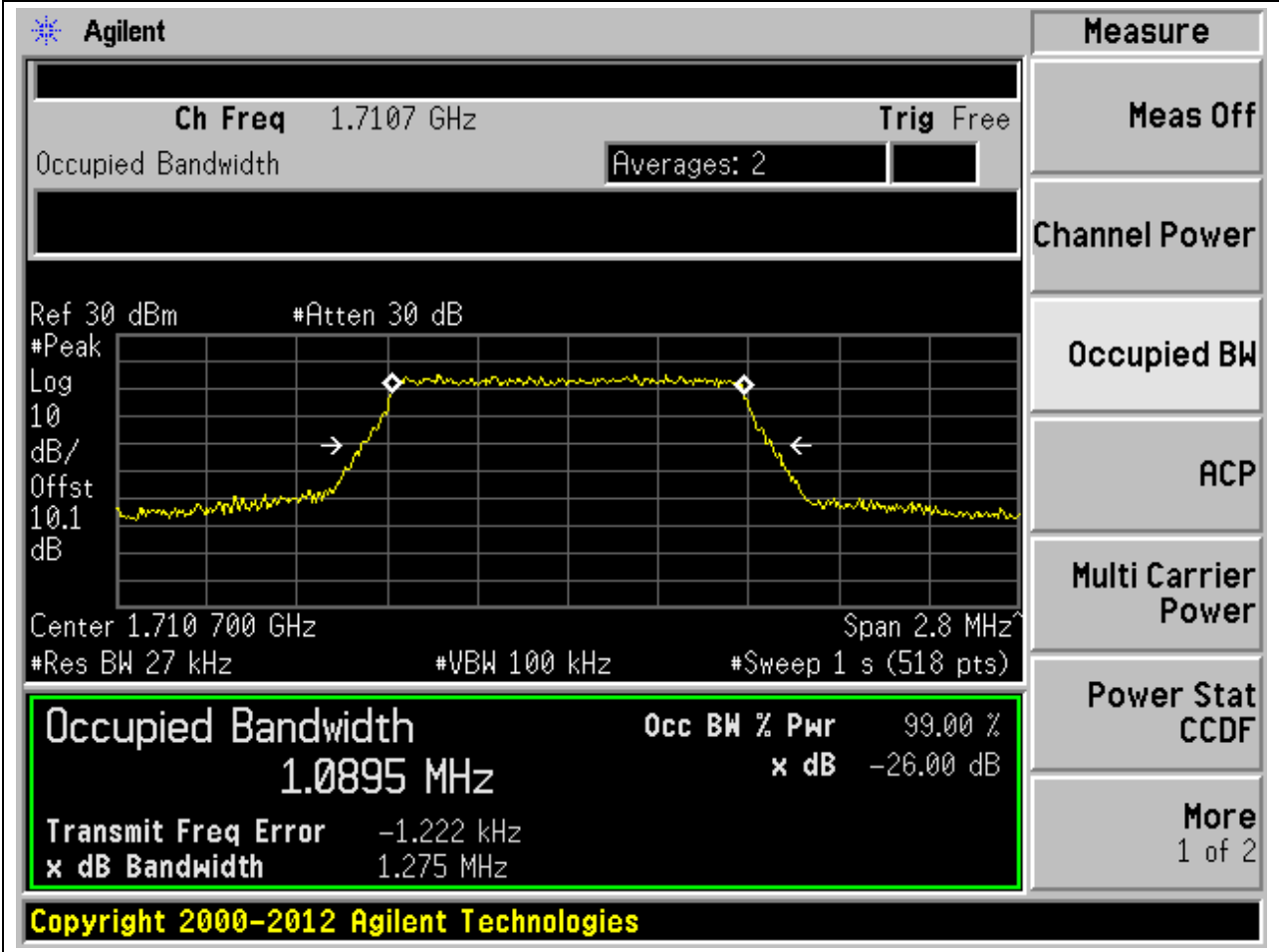
2. LTE_Band4

2.1. LTE Occupied Bandwidth(NTNV)(Subtest:1, Channel:19957, Bandwidth:1.4, Modulation:QPSK, RB Number: 6, RB Position:LOW)



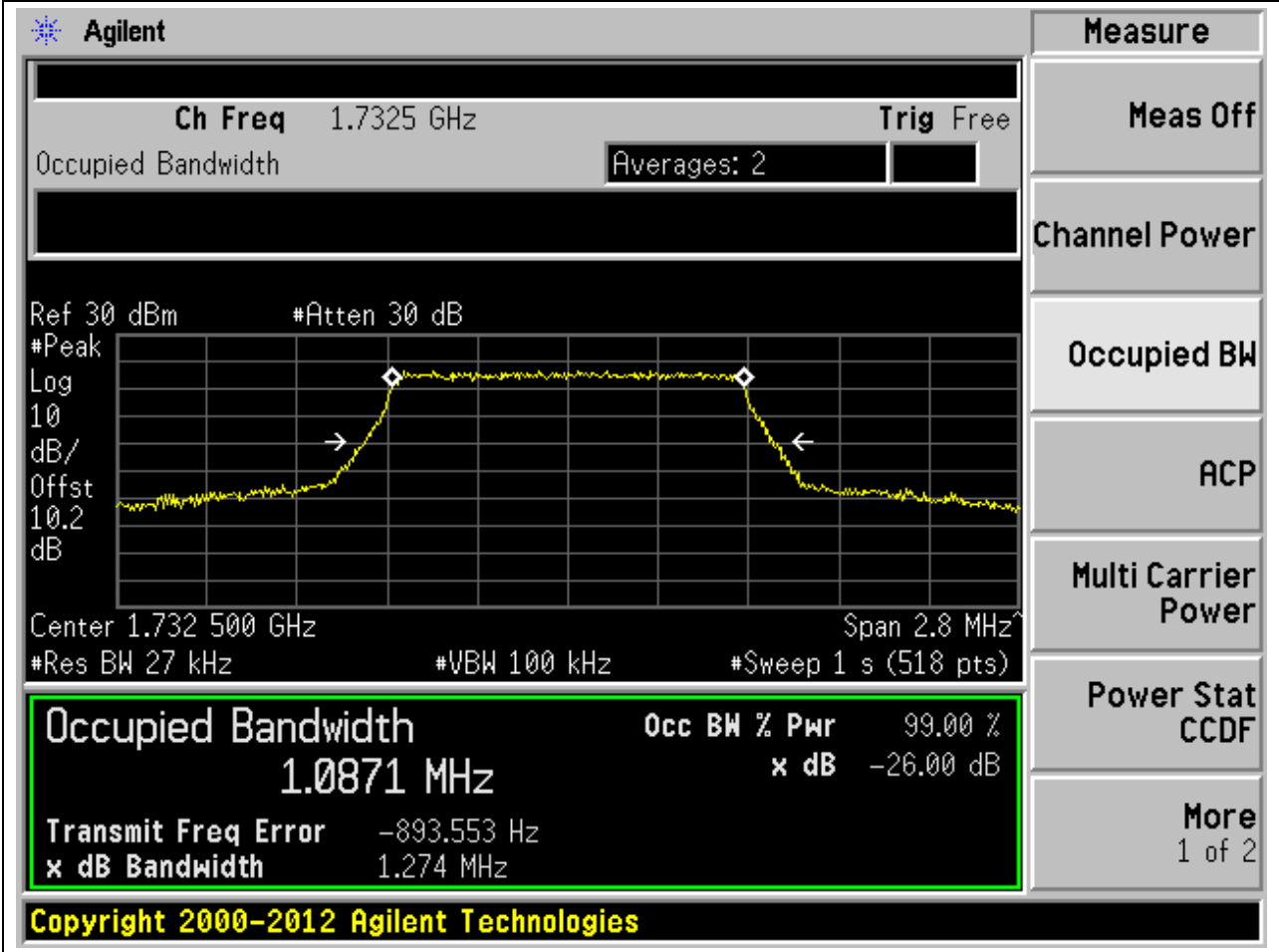
2.2. LTE Occupied Bandwidth(NTNV)(Subtest:2, Channel:19957, Bandwidth:1.4, Modulation:Q16, RB Number: 6, RB Position:LOW)

Center Frequency (MHz)	OBW Power (%)	XdB Down (dB)	RBW (MHz)	Detector	OBW (MHz)	XdB Bandwidth (MHz)	Upper Limit (MHz)	Verdict
1710.7	99	26	0.027	Peak	1.09	1.275	1.4	Pass



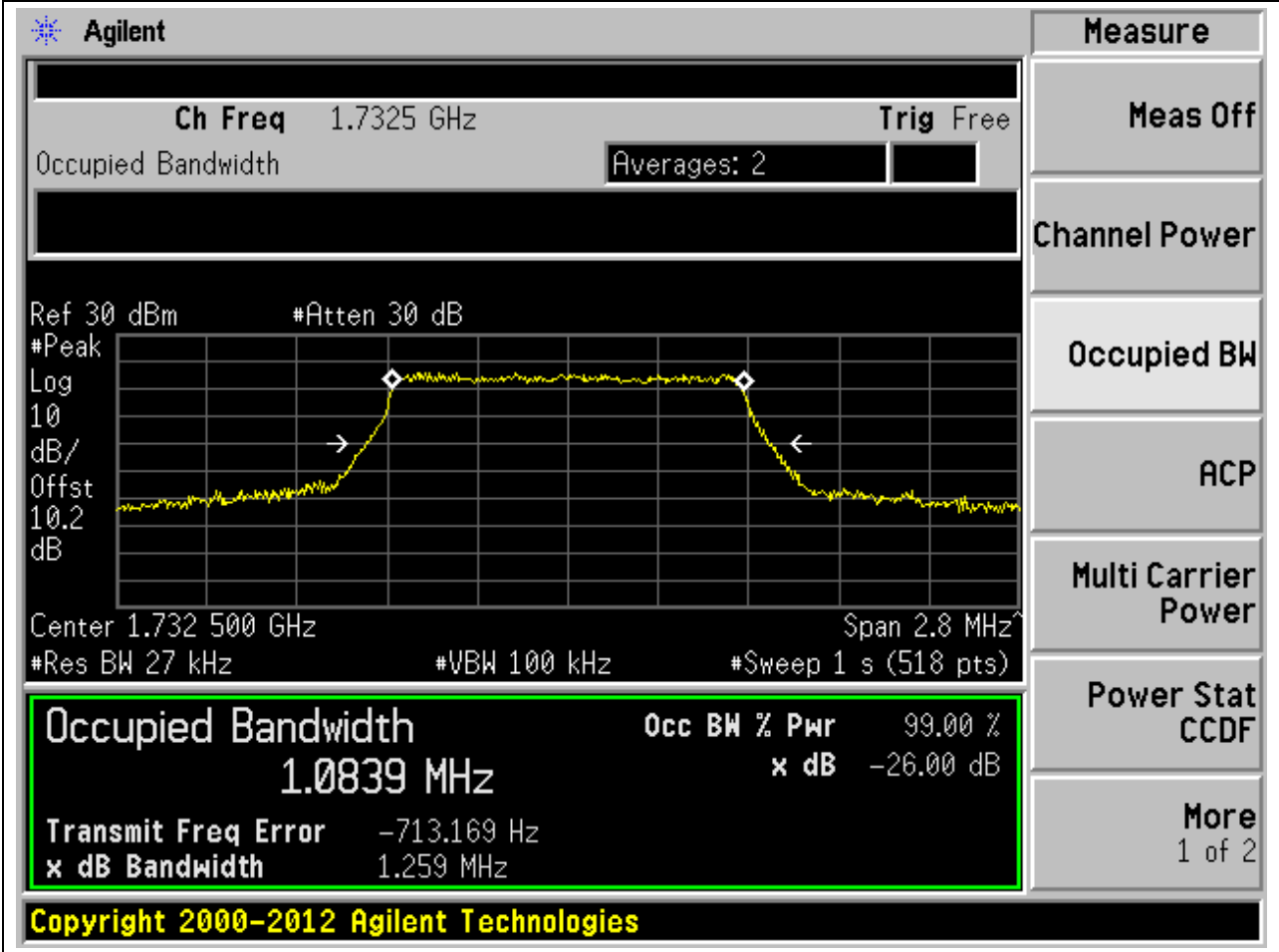
2.3. LTE Occupied Bandwidth(NTNV)(Subtest:3, Channel:20175, Bandwidth:1.4, Modulation:QPSK, RB Number: 6, RB Position:LOW)

Center Frequency (MHz)	OBW Power (%)	XdB Down (dB)	RBW (MHz)	Detector	OBW (MHz)	XdB Bandwidth (MHz)	Upper Limit (MHz)	Verdict
1732.5	99	26	0.027	Peak	1.087	1.274	1.4	Pass



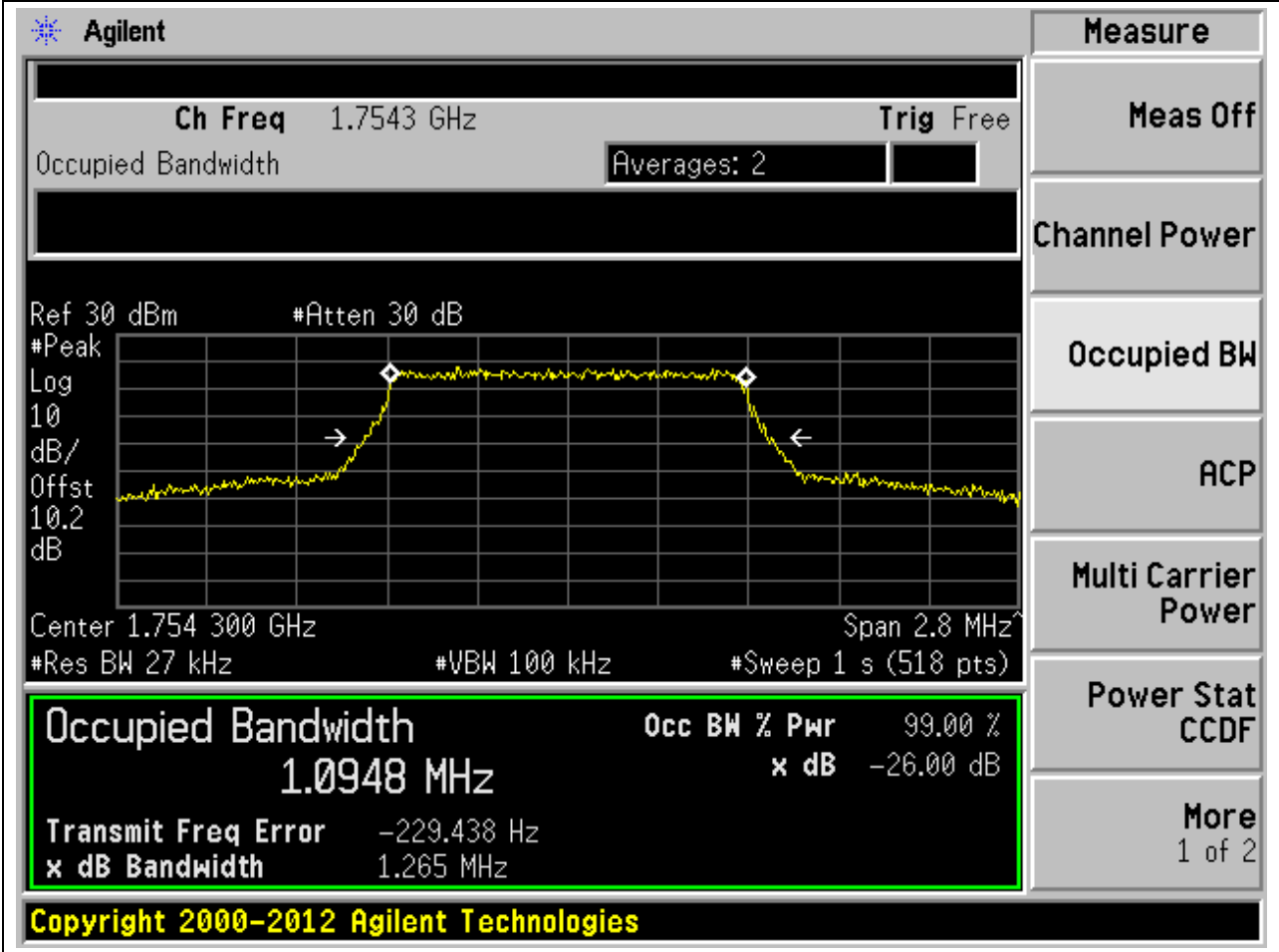
2.4. LTE Occupied Bandwidth(NTNV)(Subtest:4, Channel:20175, Bandwidth:1.4, Modulation:Q16, RB Number: 6, RB Position:LOW)

Center Frequency (MHz)	OBW Power (%)	XdB Down (dB)	RBW (MHz)	Detector	OBW (MHz)	XdB Bandwidth (MHz)	Upper Limit (MHz)	Verdict
1732.5	99	26	0.027	Peak	1.084	1.259	1.4	Pass



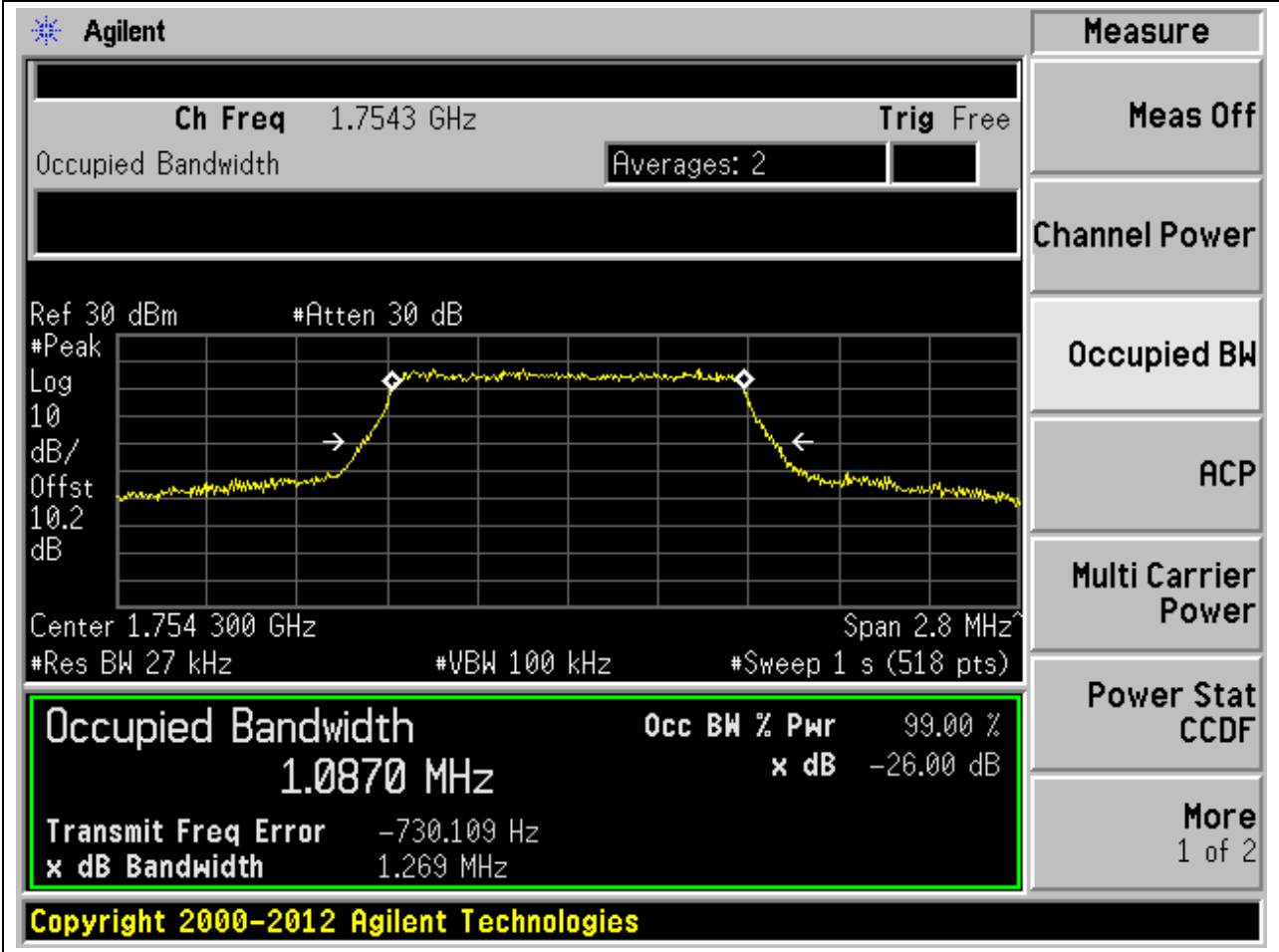
2.5. LTE Occupied Bandwidth(NTNV)(Subtest:5, Channel:20393, Bandwidth:1.4, Modulation:QPSK, RB Number: 6, RB Position:LOW)

Center Frequency (MHz)	OBW Power (%)	XdB Down (dB)	RBW (MHz)	Detector	OBW (MHz)	XdB Bandwidth (MHz)	Upper Limit (MHz)	Verdict
1754.3	99	26	0.027	Peak	1.095	1.265	1.4	Pass



2.6. LTE Occupied Bandwidth(NTNV)(Subtest:6, Channel:20393, Bandwidth:1.4, Modulation:Q16, RB Number: 6, RB Position:LOW)

Center Frequency (MHz)	OBW Power (%)	XdB Down (dB)	RBW (MHz)	Detector	OBW (MHz)	XdB Bandwidth (MHz)	Upper Limit (MHz)	Verdict
1754.3	99	26	0.027	Peak	1.087	1.269	1.4	Pass



2.7. LTE Occupied Bandwidth(NTNV)(Subtest:7, Channel:19965, Bandwidth:3, Modulation:QPSK, RB Number: 15, RB Position:LOW)

Center Frequency (MHz)	OBW Power (%)	XdB Down (dB)	RBW (MHz)	Detector	OBW (MHz)	XdB Bandwidth (MHz)	Upper Limit (MHz)	Verdict
1711.5	99	26	0.062	Peak	2.699	2.928	3	Pass

Agilent

Ch Freq 1.7115 GHz Trig Free

Occupied Bandwidth Averages: 2

Ref 30 dBm #Atten 30 dB

#Peak Log 10 dB/Offst 10.1 dB

Center 1.711 500 GHz Span 6 MHz

#Res BW 62 kHz #VBW 200 kHz #Sweep 1 s (483 pts)

Occupied Bandwidth Occ BW % Pwr 99.00 %
2.6989 MHz x dB -26.00 dB

Transmit Freq Error 1.438 kHz
x dB Bandwidth 2.928 MHz

Measure

Meas Off

Channel Power

Occupied BW

ACP

Multi Carrier Power

Power Stat CCDF

More 1 of 2

Copyright 2000-2012 Agilent Technologies

2.8. LTE Occupied Bandwidth(NTNV)(Subtest:8, Channel:19965, Bandwidth:3, Modulation:Q16, RB Number: 15, RB Position:LOW)

Center Frequency (MHz)	OBW Power (%)	XdB Down (dB)	RBW (MHz)	Detector	OBW (MHz)	XdB Bandwidth (MHz)	Upper Limit (MHz)	Verdict
1711.5	99	26	0.062	Peak	2.69	2.952	3	Pass

Agilent

Ch Freq 1.7115 GHz Trig Free

Occupied Bandwidth Averages: 2

Ref 30 dBm #Atten 30 dB

#Peak Log 10 dB/Offst 10.1 dB

Center 1.711 500 GHz Span 6 MHz

#Res BW 62 kHz #VBW 200 kHz #Sweep 1 s (483 pts)

Occupied Bandwidth Occ BW % Pwr 99.00 %
2.6903 MHz x dB -26.00 dB

Transmit Freq Error 2.065 kHz
x dB Bandwidth 2.952 MHz

Measure

Meas Off

Channel Power

Occupied BW

ACP

Multi Carrier Power

Power Stat CCDF

More 1 of 2

Copyright 2000-2012 Agilent Technologies

2.9. LTE Occupied Bandwidth(NTNV)(Subtest:9, Channel:20175, Bandwidth:3, Modulation:QPSK, RB Number: 15, RB Position:LOW)

Center Frequency (MHz)	OBW Power (%)	XdB Down (dB)	RBW (MHz)	Detector	OBW (MHz)	XdB Bandwidth (MHz)	Upper Limit (MHz)	Verdict
1732.5	99	26	0.062	Peak	2.696	2.948	3	Pass

Agilent

Ch Freq 1.7325 GHz Trig Free

Occupied Bandwidth Averages: 2

Ref 30 dBm #Atten 30 dB

#Peak Log 10 dB/Offst 10.2 dB

Center 1.732 500 GHz Span 6 MHz

#Res BW 62 kHz #VBW 200 kHz #Sweep 1 s (483 pts)

Occupied Bandwidth Occ BW % Pwr 99.00 %

2.6958 MHz x dB -26.00 dB

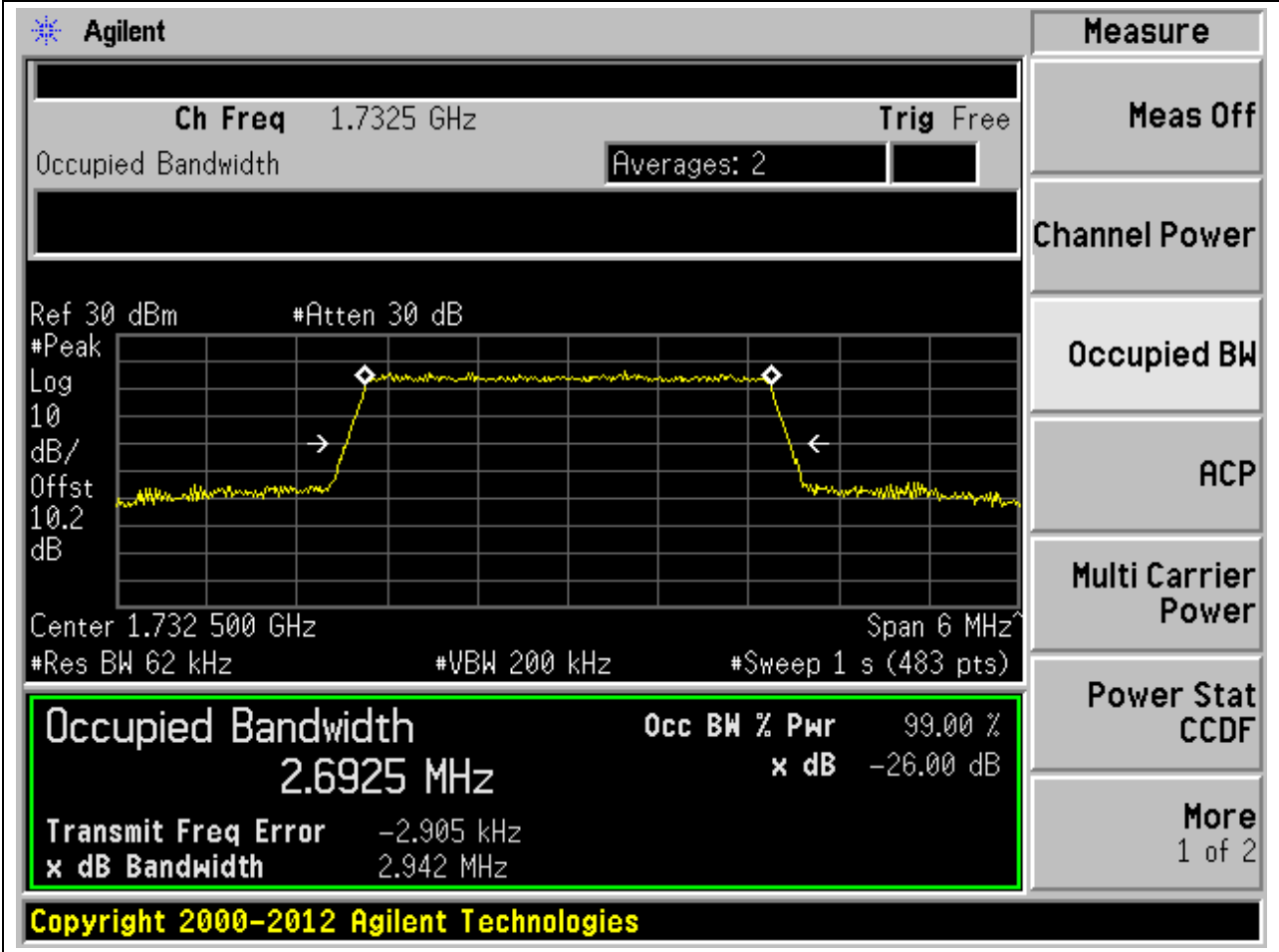
Transmit Freq Error -2.367 kHz

x dB Bandwidth 2.948 MHz

Copyright 2000-2012 Agilent Technologies

2.10. LTE Occupied Bandwidth(NTNV)(Subtest:10, Channel:20175, Bandwidth:3, Modulation:Q16, RB Number: 15, RB Position:LOW)

Center Frequency (MHz)	OBW Power (%)	XdB Down (dB)	RBW (MHz)	Detector	OBW (MHz)	XdB Bandwidth (MHz)	Upper Limit (MHz)	Verdict
1732.5	99	26	0.062	Peak	2.693	2.942	3	Pass



2.11. LTE Occupied Bandwidth(NTNV)(Subtest:11, Channel:20385, Bandwidth:3, Modulation:QPSK, RB Number: 15, RB Position:LOW)

Center Frequency (MHz)	OBW Power (%)	XdB Down (dB)	RBW (MHz)	Detector	OBW (MHz)	XdB Bandwidth (MHz)	Upper Limit (MHz)	Verdict
1753.5	99	26	0.062	Peak	2.696	2.953	3	Pass

Agilent

Ch Freq 1.7535 GHz Trig Free

Occupied Bandwidth Averages: 2

Ref 30 dBm #Atten 30 dB

#Peak Log 10 dB/Offst 10.2 dB

Center 1.753 500 GHz Span 6 MHz

#Res BW 62 kHz #VBW 200 kHz #Sweep 1 s (483 pts)

Occupied Bandwidth Occ BW % Pwr 99.00 %
 2.6963 MHz x dB -26.00 dB

Transmit Freq Error 16.561 Hz
 x dB Bandwidth 2.953 MHz

Measure

Meas Off

Channel Power

Occupied BW

ACP

Multi Carrier Power

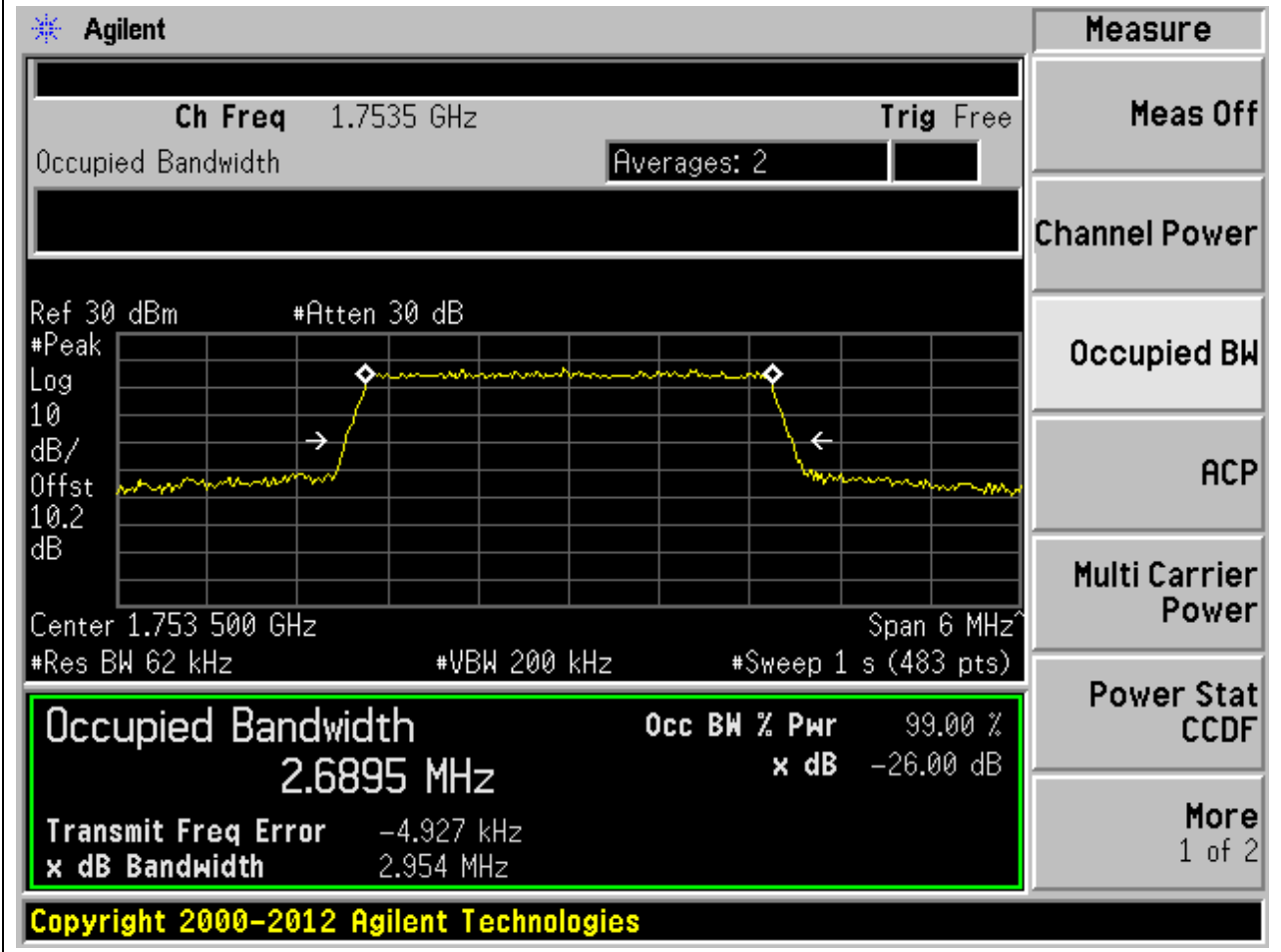
Power Stat CCDF

More 1 of 2

Copyright 2000-2012 Agilent Technologies

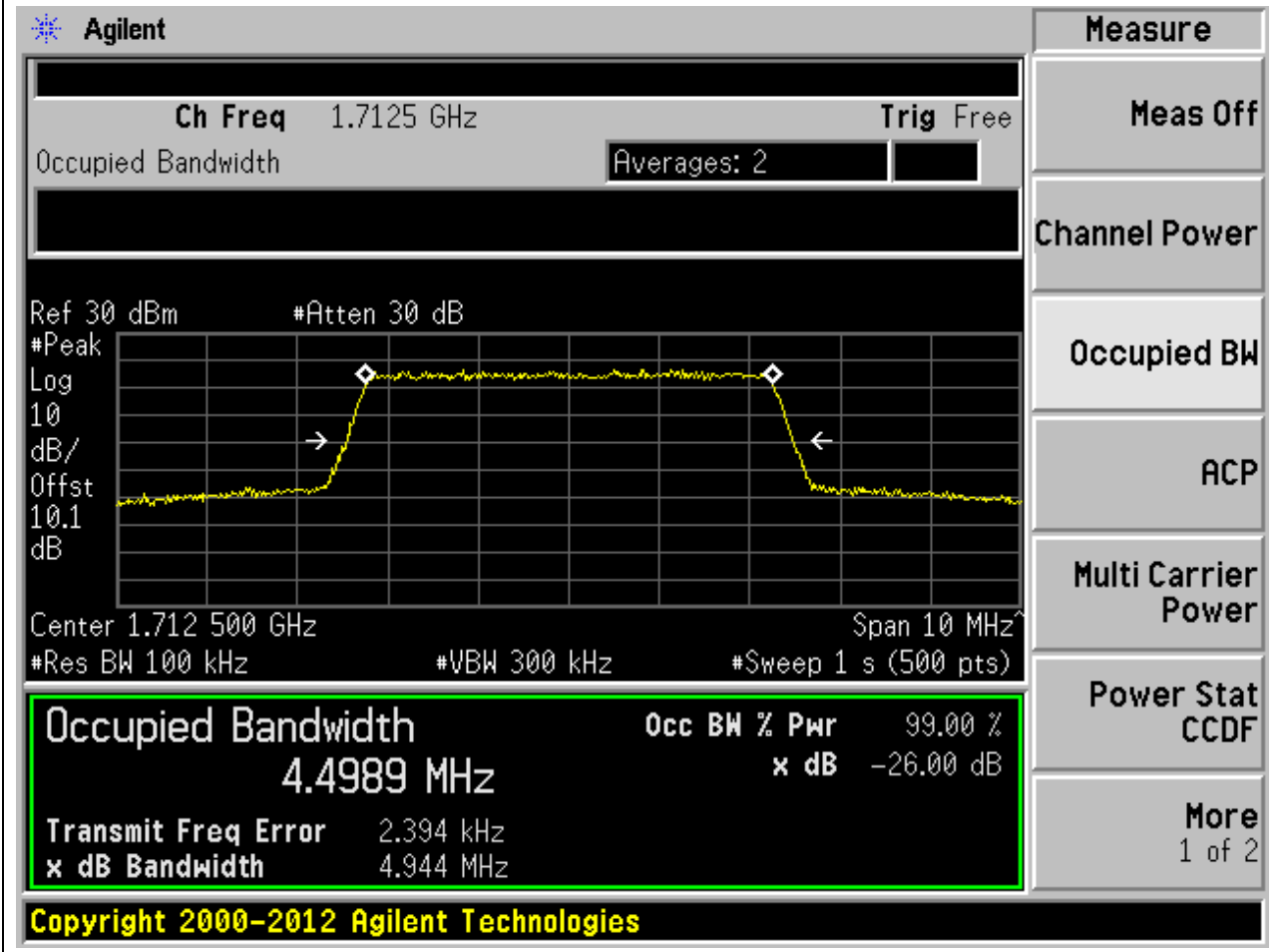
2.12. LTE Occupied Bandwidth(NTNV)(Subtest:12, Channel:20385, Bandwidth:3, Modulation:Q16, RB Number: 15, RB Position:LOW)

Center Frequency (MHz)	OBW Power (%)	XdB Down (dB)	RBW (MHz)	Detector	OBW (MHz)	XdB Bandwidth (MHz)	Upper Limit (MHz)	Verdict
1753.5	99	26	0.062	Peak	2.69	2.954	3	Pass



2.13. LTE Occupied Bandwidth(NTNV)(Subtest:13, Channel:19975, Bandwidth:5, Modulation:QPSK, RB Number: 25, RB Position:LOW)

Center Frequency (MHz)	OBW Power (%)	XdB Down (dB)	RBW (MHz)	Detector	OBW (MHz)	XdB Bandwidth (MHz)	Upper Limit (MHz)	Verdict
1712.5	99	26	0.1	Peak	4.499	4.944	5	Pass



2.14. LTE Occupied Bandwidth(NTNV)(Subtest:14, Channel:19975, Bandwidth:5, Modulation:Q16, RB Number: 25, RB Position:LOW)

Center Frequency (MHz)	OBW Power (%)	XdB Down (dB)	RBW (MHz)	Detector	OBW (MHz)	XdB Bandwidth (MHz)	Upper Limit (MHz)	Verdict
1712.5	99	26	0.1	Peak	4.486	4.933	5	Pass

Agilent

Ch Freq 1.7125 GHz Trig Free

Occupied Bandwidth Averages: 2

Ref 30 dBm #Atten 30 dB

#Peak Log 10 dB/ Offst 10.1 dB

Center 1.712 500 GHz Span 10 MHz

#Res BW 100 kHz #VBW 300 kHz #Sweep 1 s (500 pts)

Occupied Bandwidth Occ BW % Pwr 99.00 %

4.4862 MHz x dB -26.00 dB

Transmit Freq Error 3.409 kHz

x dB Bandwidth 4.933 MHz

Copyright 2000-2012 Agilent Technologies

2.15. LTE Occupied Bandwidth(NTNV)(Subtest:15, Channel:20175, Bandwidth:5, Modulation:QPSK, RB Number: 25, RB Position:LOW)

Center Frequency (MHz)	OBW Power (%)	XdB Down (dB)	RBW (MHz)	Detector	OBW (MHz)	XdB Bandwidth (MHz)	Upper Limit (MHz)	Verdict
1732.5	99	26	0.1	Peak	4.493	4.95	5	Pass

Agilent

Ch Freq 1.7325 GHz Trig Free

Occupied Bandwidth Averages: 2

Ref 30 dBm #Atten 30 dB

#Peak Log 10 dB/Offst 10.2 dB

Center 1.732 500 GHz Span 10 MHz

#Res BW 100 kHz #VBW 300 kHz #Sweep 1 s (500 pts)

Occupied Bandwidth Occ BW % Pwr 99.00 %

4.4932 MHz x dB -26.00 dB

Transmit Freq Error -3.764 kHz

x dB Bandwidth 4.950 MHz

Measure

Meas Off

Channel Power

Occupied BW

ACP

Multi Carrier Power

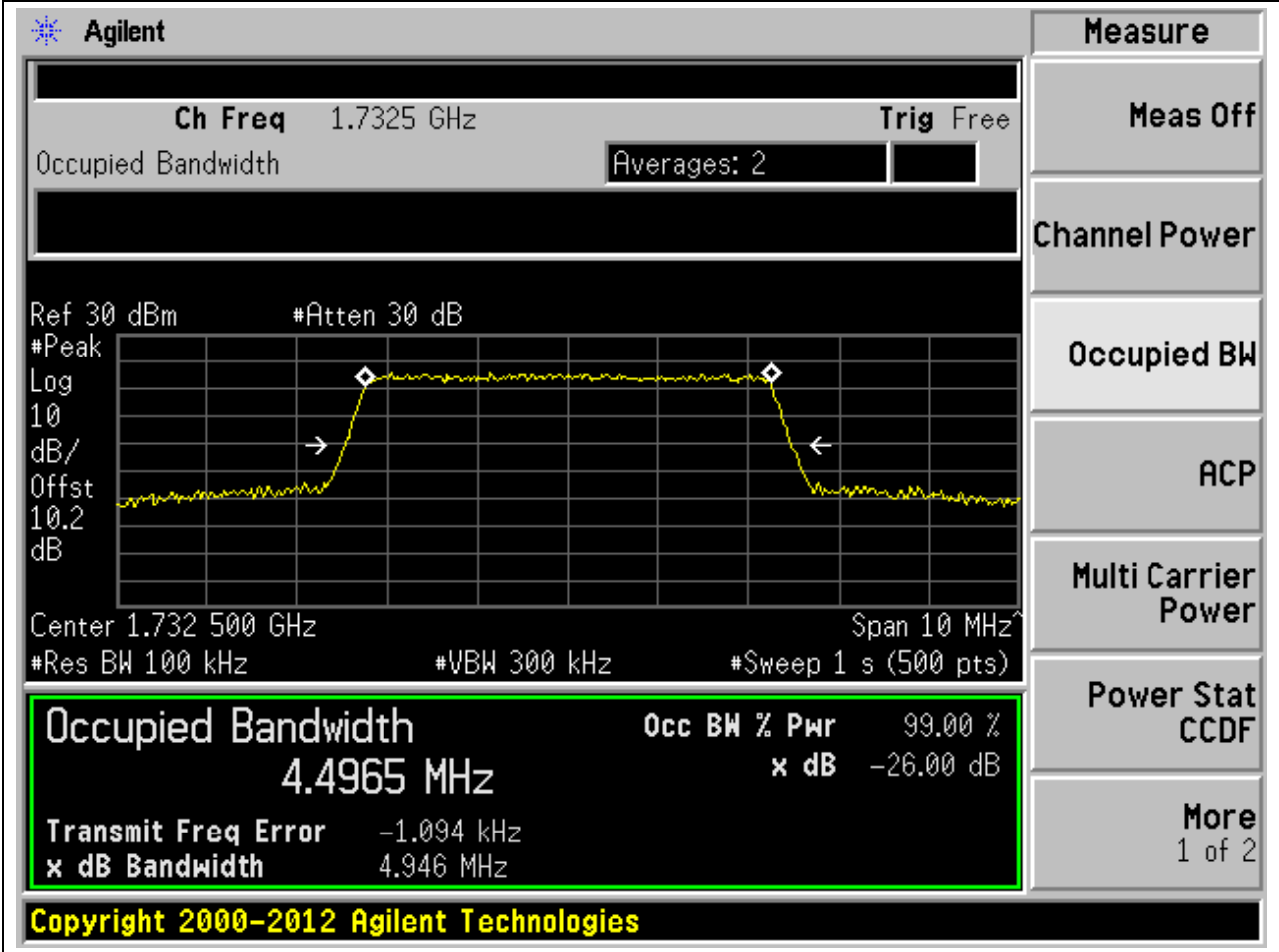
Power Stat CCDF

More 1 of 2

Copyright 2000-2012 Agilent Technologies

2.16. LTE Occupied Bandwidth(NTNV)(Subtest:16, Channel:20175, Bandwidth:5, Modulation:Q16, RB Number: 25, RB Position:LOW)

Center Frequency (MHz)	OBW Power (%)	XdB Down (dB)	RBW (MHz)	Detector	OBW (MHz)	XdB Bandwidth (MHz)	Upper Limit (MHz)	Verdict
1732.5	99	26	0.1	Peak	4.496	4.946	5	Pass



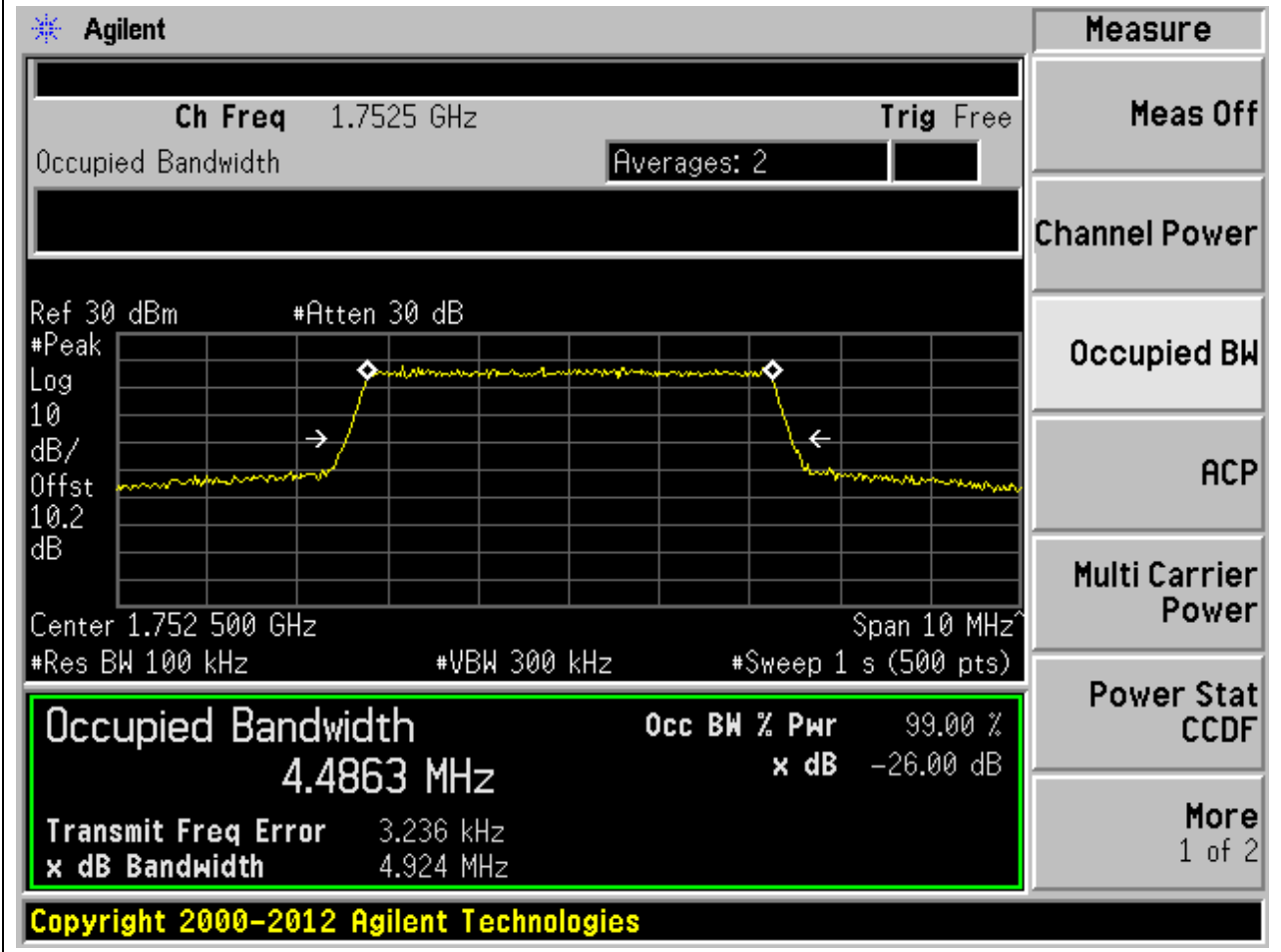
The screenshot displays the Agilent Spectrum Analyzer interface. The main display shows a spectrum plot with a yellow trace. The plot is set to a center frequency of 1.7325 GHz and a span of 10 MHz. The y-axis is labeled 'dB/Offst' and has a value of 10.2 dB. The plot shows a signal with a peak at approximately 1.7325 GHz. The 'Occupied Bandwidth' measurement is highlighted in a green box, showing a value of 4.4965 MHz. The 'Occ BW % Pwr' is 99.00% and the 'x dB' is -26.00 dB. The 'Transmit Freq Error' is -1.094 kHz and the 'x dB Bandwidth' is 4.946 MHz. The 'Copyright 2000-2012 Agilent Technologies' is displayed at the bottom of the screen.

Occupied Bandwidth	Occ BW % Pwr	x dB
4.4965 MHz	99.00 %	-26.00 dB

Copyright 2000-2012 Agilent Technologies

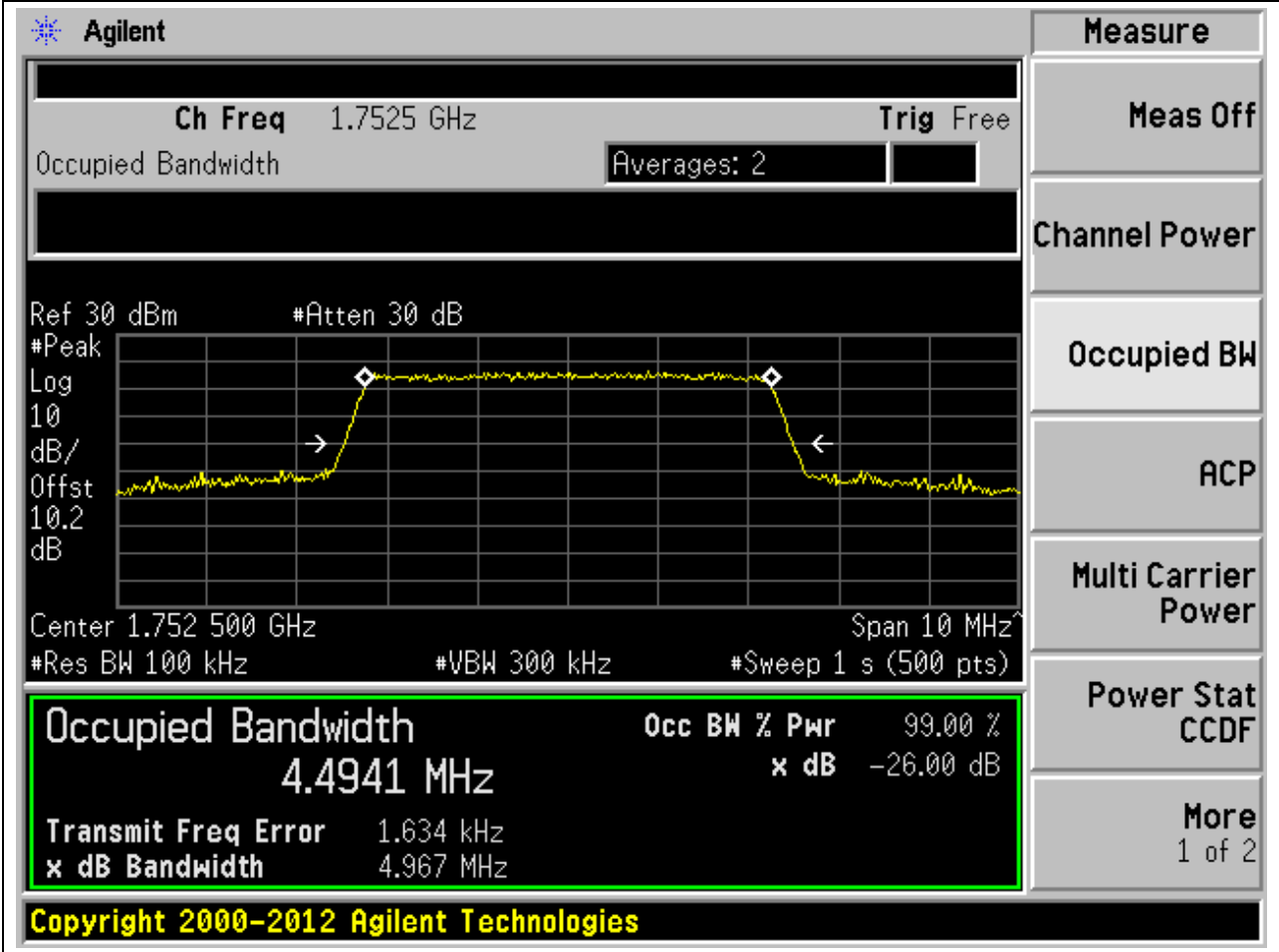
2.17. LTE Occupied Bandwidth(NTNV)(Subtest:17, Channel:20375, Bandwidth:5, Modulation:QPSK, RB Number: 25, RB Position:LOW)

Center Frequency (MHz)	OBW Power (%)	XdB Down (dB)	RBW (MHz)	Detector	OBW (MHz)	XdB Bandwidth (MHz)	Upper Limit (MHz)	Verdict
1752.5	99	26	0.1	Peak	4.486	4.924	5	Pass

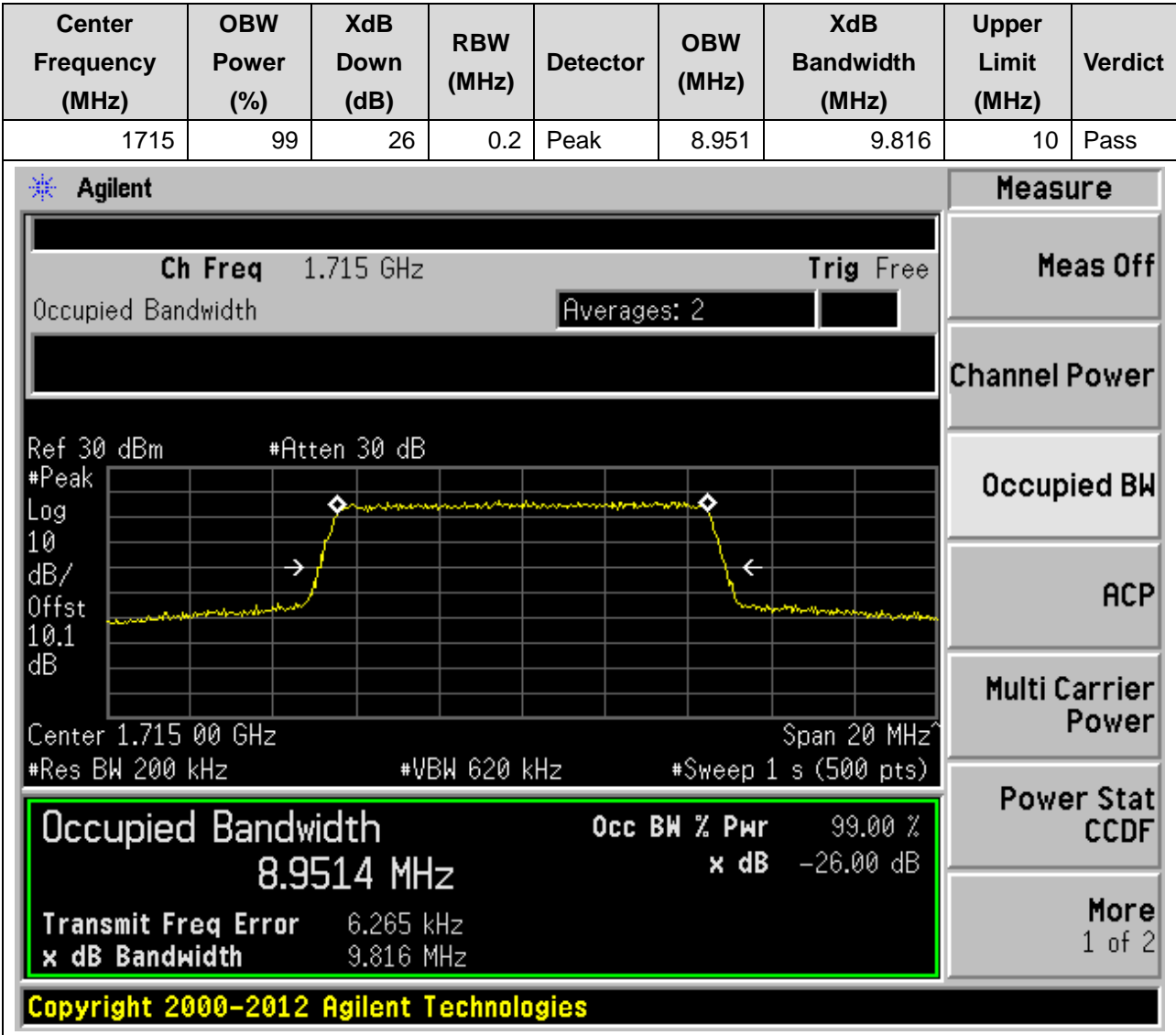


2.18. LTE Occupied Bandwidth(NTNV)(Subtest:18, Channel:20375, Bandwidth:5, Modulation:Q16, RB Number: 25, RB Position:LOW)

Center Frequency (MHz)	OBW Power (%)	XdB Down (dB)	RBW (MHz)	Detector	OBW (MHz)	XdB Bandwidth (MHz)	Upper Limit (MHz)	Verdict
1752.5	99	26	0.1	Peak	4.494	4.967	5	Pass

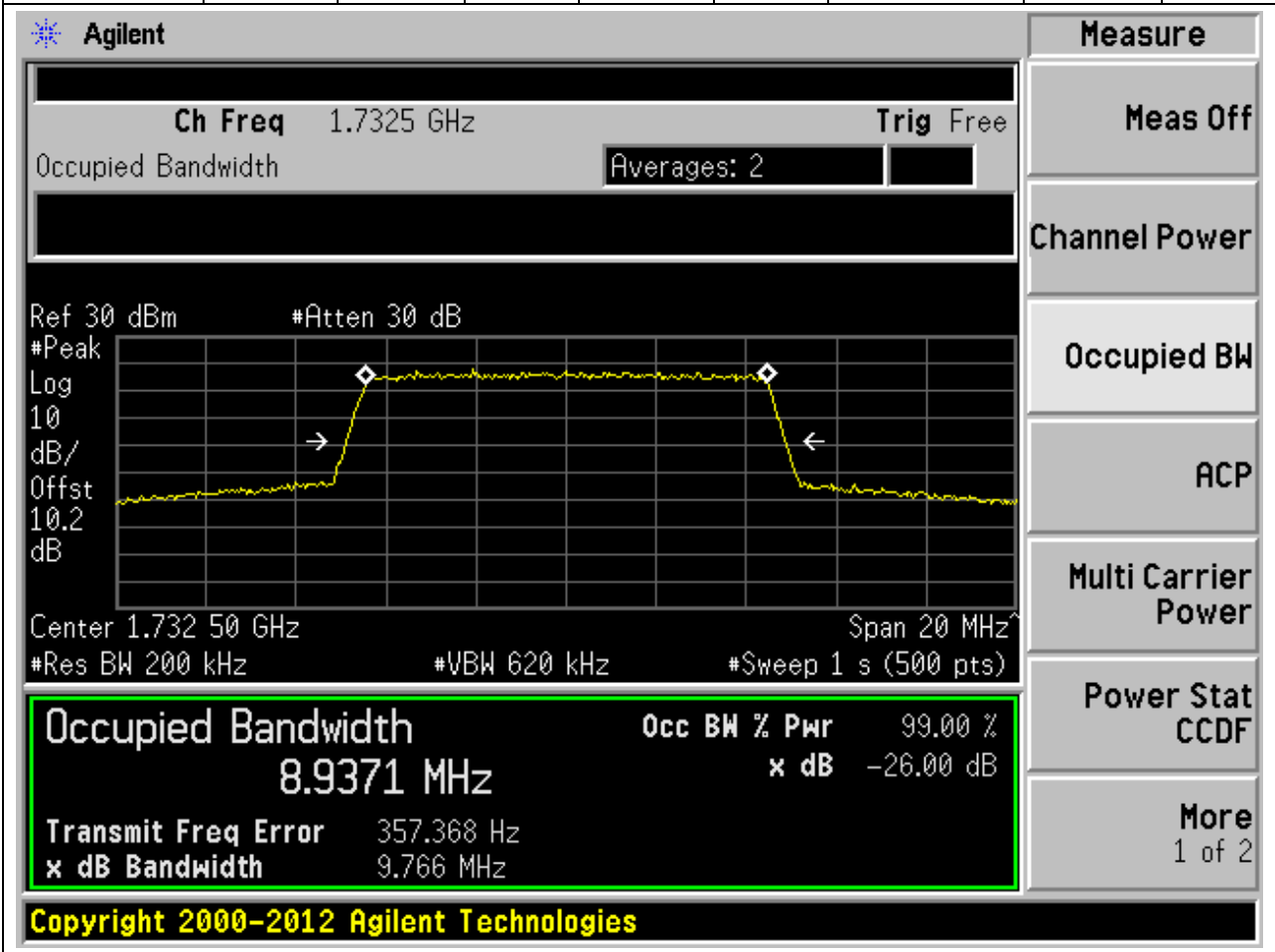


2.19. LTE Occupied Bandwidth(NTNV)(Subtest:19, Channel:20000, Bandwidth:10, Modulation:QPSK, RB Number: 50, RB Position:LOW)



2.20. LTE Occupied Bandwidth(NTNV)(Subtest:20, Channel:20175, Bandwidth:10, Modulation:QPSK, RB Number: 50, RB Position:LOW)

Center Frequency (MHz)	OBW Power (%)	XdB Down (dB)	RBW (MHz)	Detector	OBW (MHz)	XdB Bandwidth (MHz)	Upper Limit (MHz)	Verdict
1732.5	99	26	0.2	Peak	8.937	9.766	10	Pass



The screenshot shows the Agilent Spectrum Analyzer interface. At the top, it displays 'Agilent' and 'Measure'. The main display area shows a spectrum plot with a yellow trace. The plot parameters are: Ch Freq 1.7325 GHz, Trig Free, Occupied Bandwidth, Averages: 2. The plot shows a signal with a peak at 8.9371 MHz. The plot settings include: Ref 30 dBm, #Atten 30 dB, #Peak, Log, 10 dB/Offst, 10.2 dB, Center 1.732 50 GHz, Span 20 MHz, #Res BW 200 kHz, #VBW 620 kHz, #Sweep 1 s (500 pts). The bottom section of the screen displays the following measurement results:

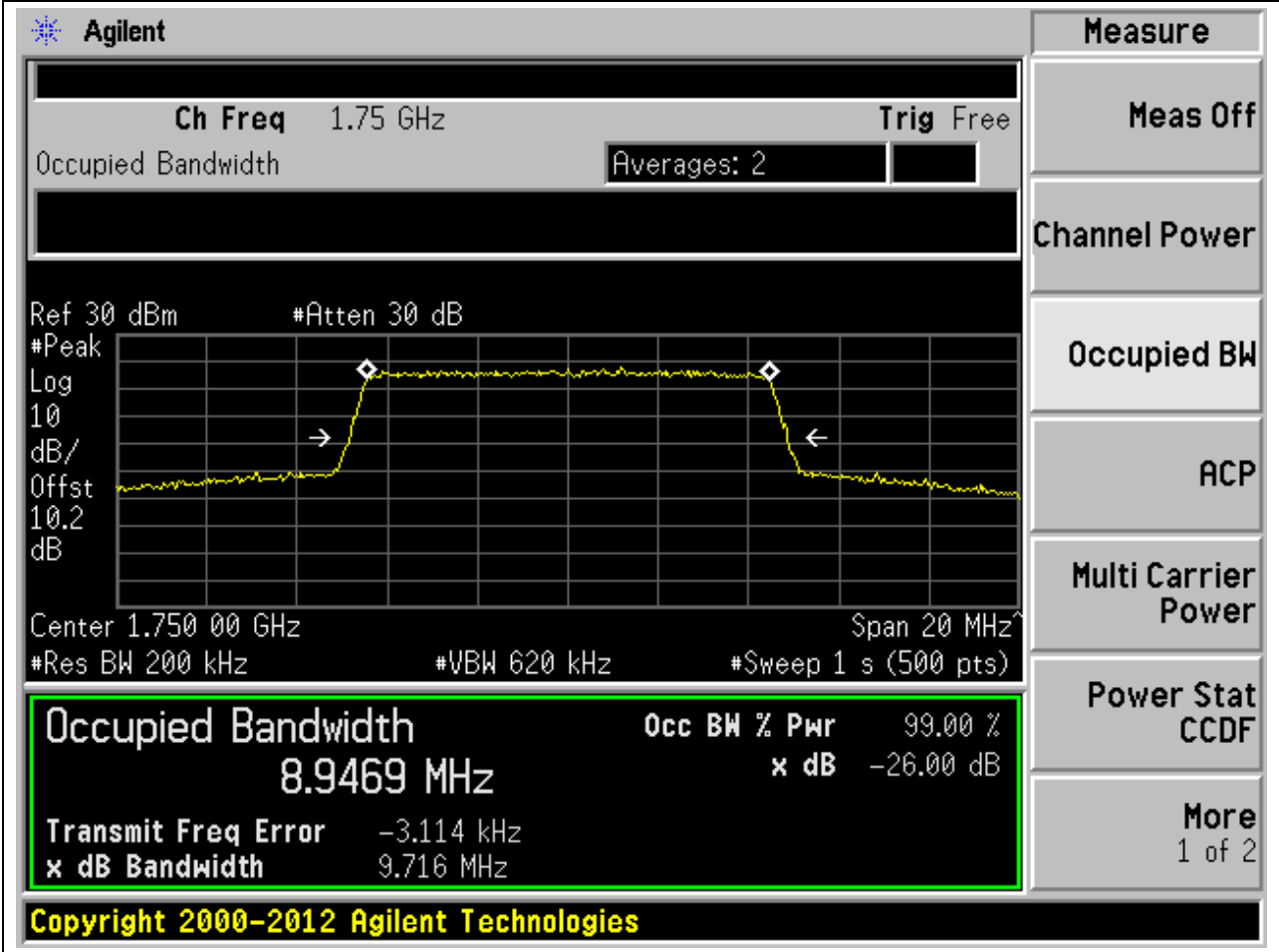
Occupied Bandwidth	Occ BW % Pwr	99.00 %
8.9371 MHz	x dB	-26.00 dB
Transmit Freq Error	357.368 Hz	
x dB Bandwidth	9.766 MHz	

On the right side of the screen, there is a vertical menu with the following options: Measure, Meas Off, Channel Power, Occupied BW, ACP, Multi Carrier Power, Power Stat CCDF, and More (1 of 2).

Copyright 2000-2012 Agilent Technologies

2.21. LTE Occupied Bandwidth(NTNV)(Subtest:21, Channel:20350, Bandwidth:10, Modulation:QPSK, RB Number: 50, RB Position:LOW)

Center Frequency (MHz)	OBW Power (%)	XdB Down (dB)	RBW (MHz)	Detector	OBW (MHz)	XdB Bandwidth (MHz)	Upper Limit (MHz)	Verdict
1750	99	26	0.2	Peak	8.947	9.716	10	Pass



The screenshot displays the Agilent Spectrum Analyzer interface. The main display shows a spectrum plot with a yellow trace. The 'Occupied Bandwidth' measurement is highlighted in a green box. The results are as follows:

Measurement	Value
Occupied Bandwidth	8.9469 MHz
Occ BW % Pwr	99.00 %
x dB	-26.00 dB
Transmit Freq Error	-3.114 kHz
x dB Bandwidth	9.716 MHz

Additional parameters shown in the interface include: Ch Freq 1.75 GHz, Trig Free, Averages: 2, Ref 30 dBm, #Atten 30 dB, #Peak, Log, 10 dB/Offst, 10.2 dB, Center 1.750 00 GHz, Span 20 MHz, #Res BW 200 kHz, #VBW 620 kHz, #Sweep 1 s (500 pts).

Copyright 2000-2012 Agilent Technologies

2.22. LTE Occupied Bandwidth(NTNV)(Subtest:22, Channel:20025, Bandwidth:15, Modulation:QPSK, RB Number: 75, RB Position:LOW)

Center Frequency (MHz)	OBW Power (%)	XdB Down (dB)	RBW (MHz)	Detector	OBW (MHz)	XdB Bandwidth (MHz)	Upper Limit (MHz)	Verdict
1717.5	99	26	0.3	Peak	13.432	14.561	15	Pass

Agilent

Ch Freq 1.7175 GHz Trig Free

Occupied Bandwidth Averages: 2

Ref 30 dBm #Atten 30 dB

#Peak Log 10 dB/Offst 10.1 dB

Center 1.717 50 GHz Span 30 MHz

#Res BW 300 kHz #VBW 1 MHz #Sweep 1 s (500 pts)

Occupied Bandwidth Occ BW % Pwr 99.00 %

13.4322 MHz x dB -26.00 dB

Transmit Freq Error 16.364 kHz

x dB Bandwidth 14.561 MHz

Measure

Meas Off

Channel Power

Occupied BW

ACP

Multi Carrier Power

Power Stat CCDF

More 1 of 2

Copyright 2000-2012 Agilent Technologies

2.23. LTE Occupied Bandwidth(NTNV)(Subtest:23, Channel:20175, Bandwidth:15, Modulation:QPSK, RB Number: 75, RB Position:LOW)

Center Frequency (MHz)	OBW Power (%)	XdB Down (dB)	RBW (MHz)	Detector	OBW (MHz)	XdB Bandwidth (MHz)	Upper Limit (MHz)	Verdict
1732.5	99	26	0.3	Peak	13.393	14.49	15	Pass

Agilent
Measure

Ch Freq 1.7325 GHz **Trig** Free

Occupied Bandwidth Averages: 2

Ref 30 dBm #Atten 30 dB

#Peak

Log

10

dB/

Offst

10.2

dB

Center 1.732 50 GHz Span 30 MHz

#Res BW 300 kHz #VBW 1 MHz #Sweep 1 s (500 pts)

Occupied Bandwidth	Occ BW % Pwr	99.00 %
13.3932 MHz	x dB	-26.00 dB
Transmit Freq Error	-12.671 kHz	
x dB Bandwidth	14.490 MHz	

Power Stat

CCDF

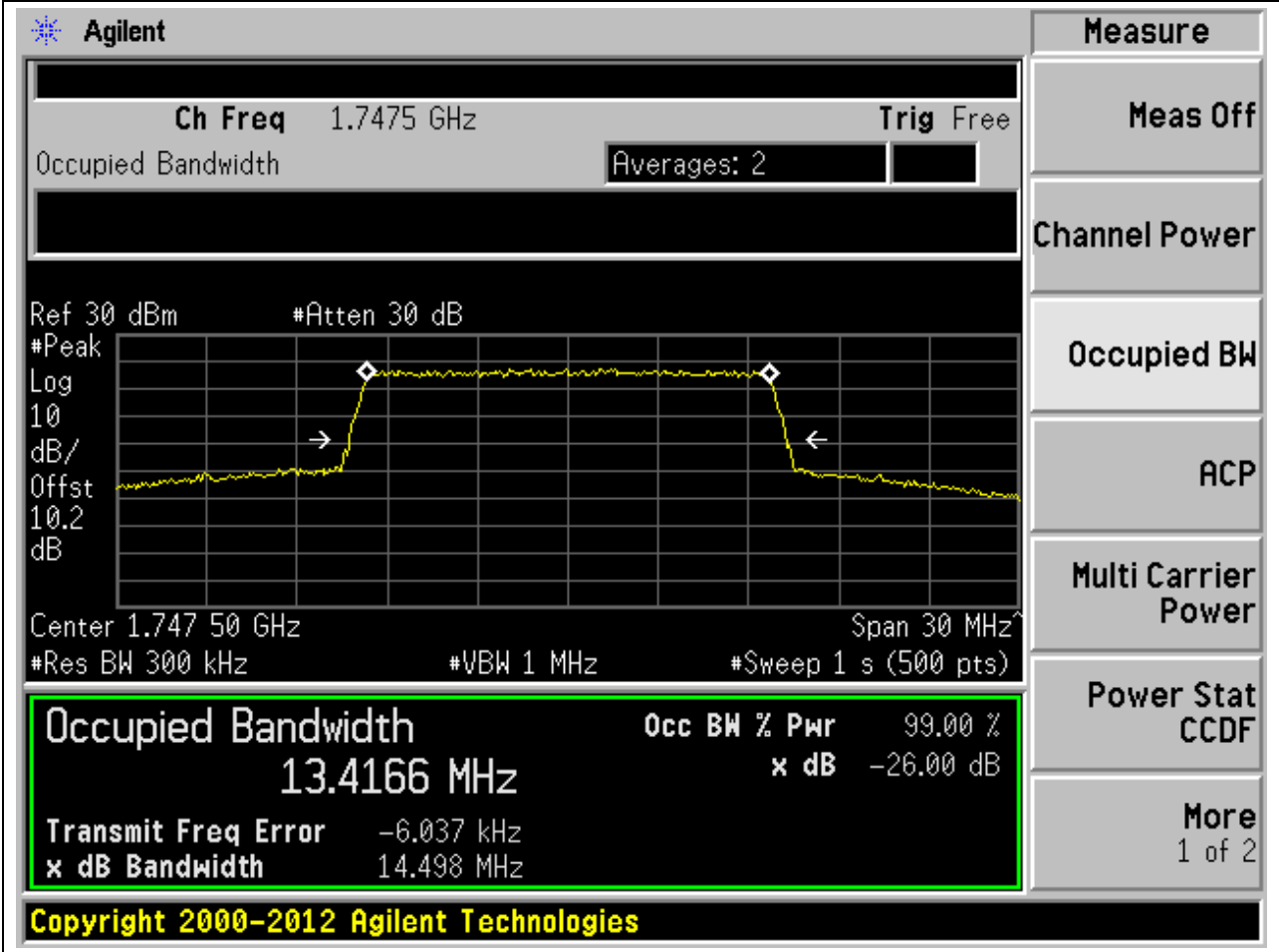
More

1 of 2

Copyright 2000-2012 Agilent Technologies

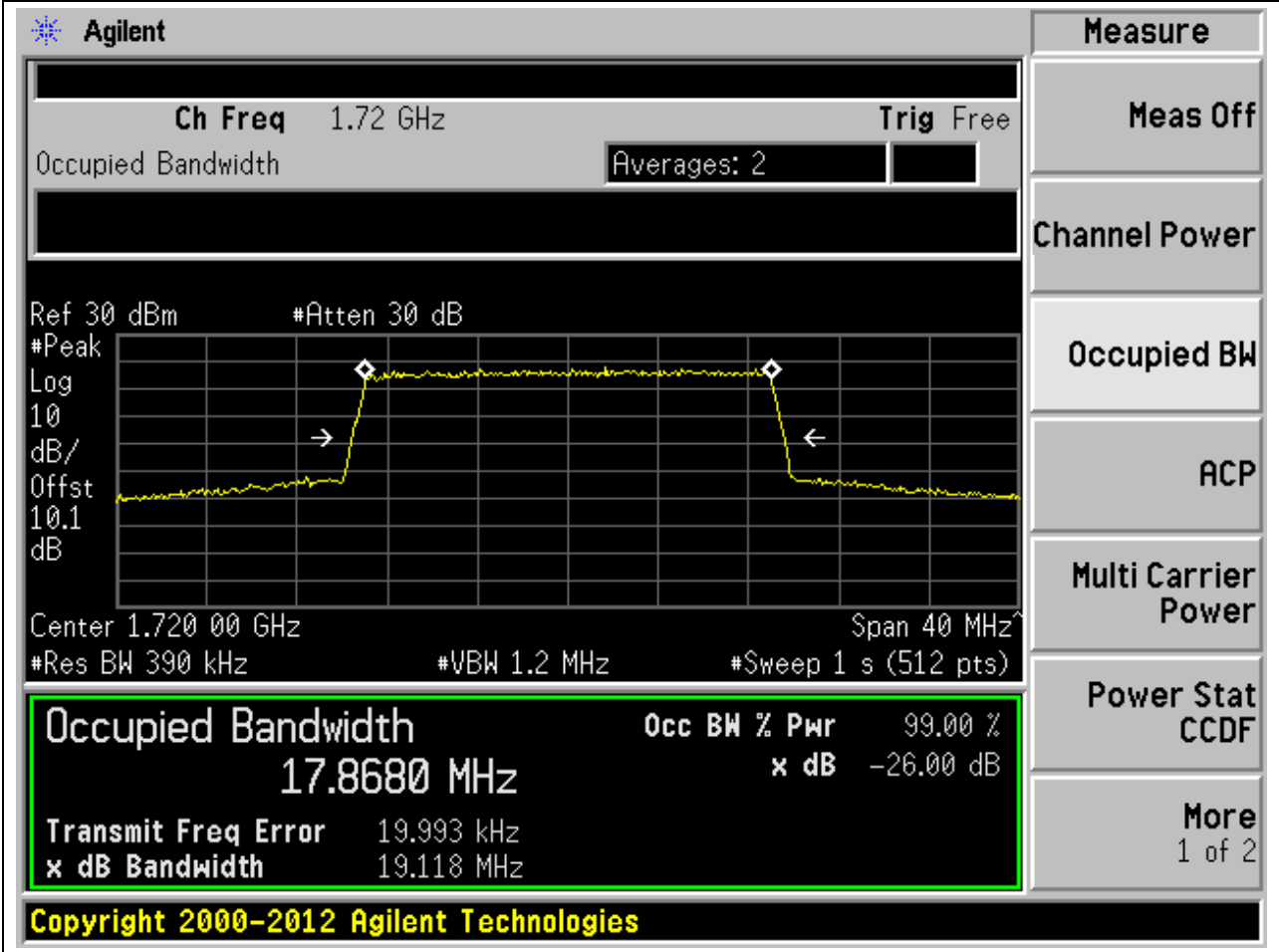
2.24. LTE Occupied Bandwidth(NTNV)(Subtest:24, Channel:20325, Bandwidth:15, Modulation:QPSK, RB Number: 75, RB Position:LOW)

Center Frequency (MHz)	OBW Power (%)	XdB Down (dB)	RBW (MHz)	Detector	OBW (MHz)	XdB Bandwidth (MHz)	Upper Limit (MHz)	Verdict
1747.5	99	26	0.3	Peak	13.417	14.498	15	Pass



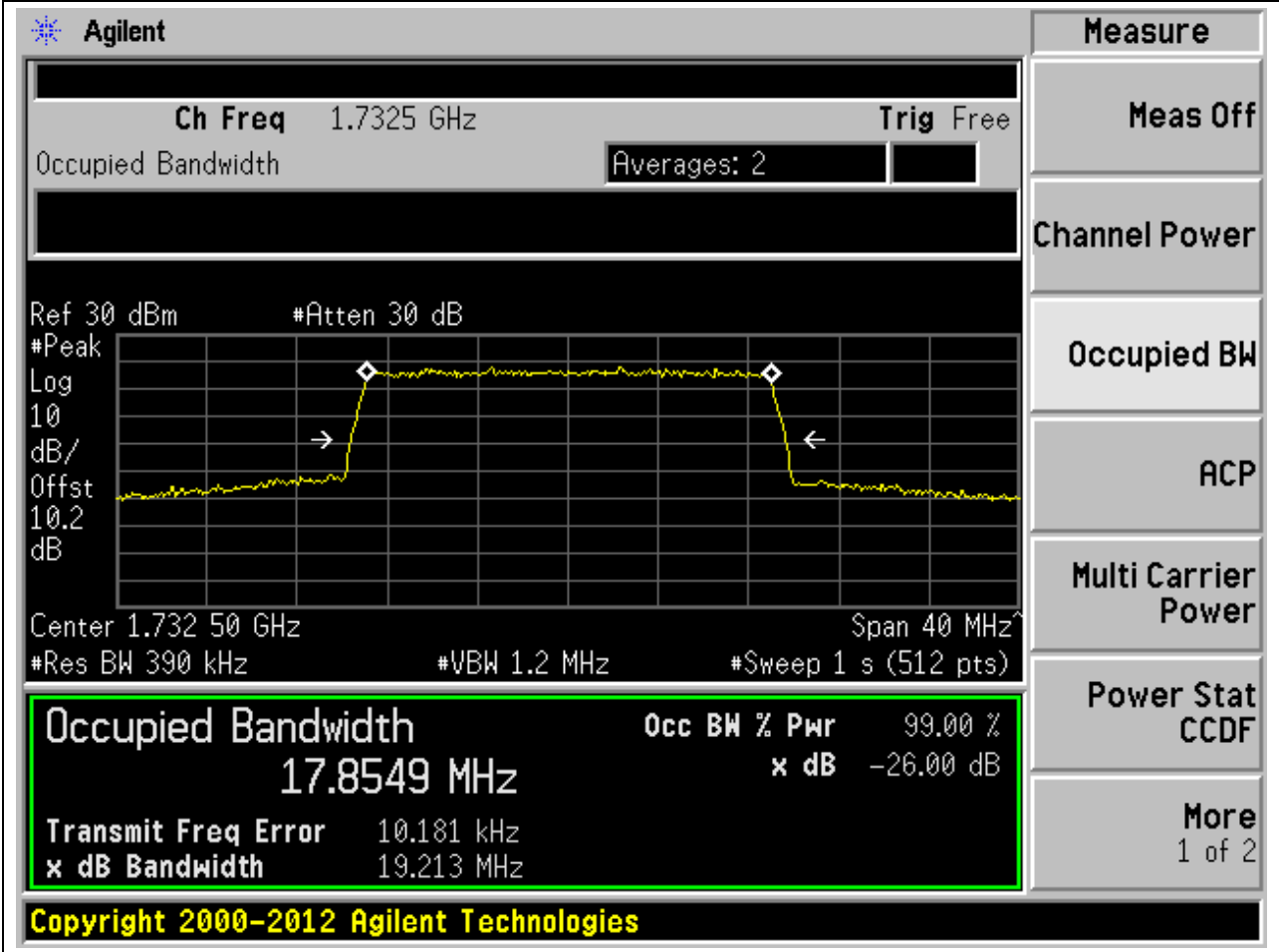
2.25. LTE Occupied Bandwidth(NTNV)(Subtest:25, Channel:20050, Bandwidth:20, Modulation:QPSK, RB Number: 100, RB Position:LOW)

Center Frequency (MHz)	OBW Power (%)	XdB Down (dB)	RBW (MHz)	Detector	OBW (MHz)	XdB Bandwidth (MHz)	Upper Limit (MHz)	Verdict
1720	99	26	0.39	Peak	17.868	19.118	20	Pass



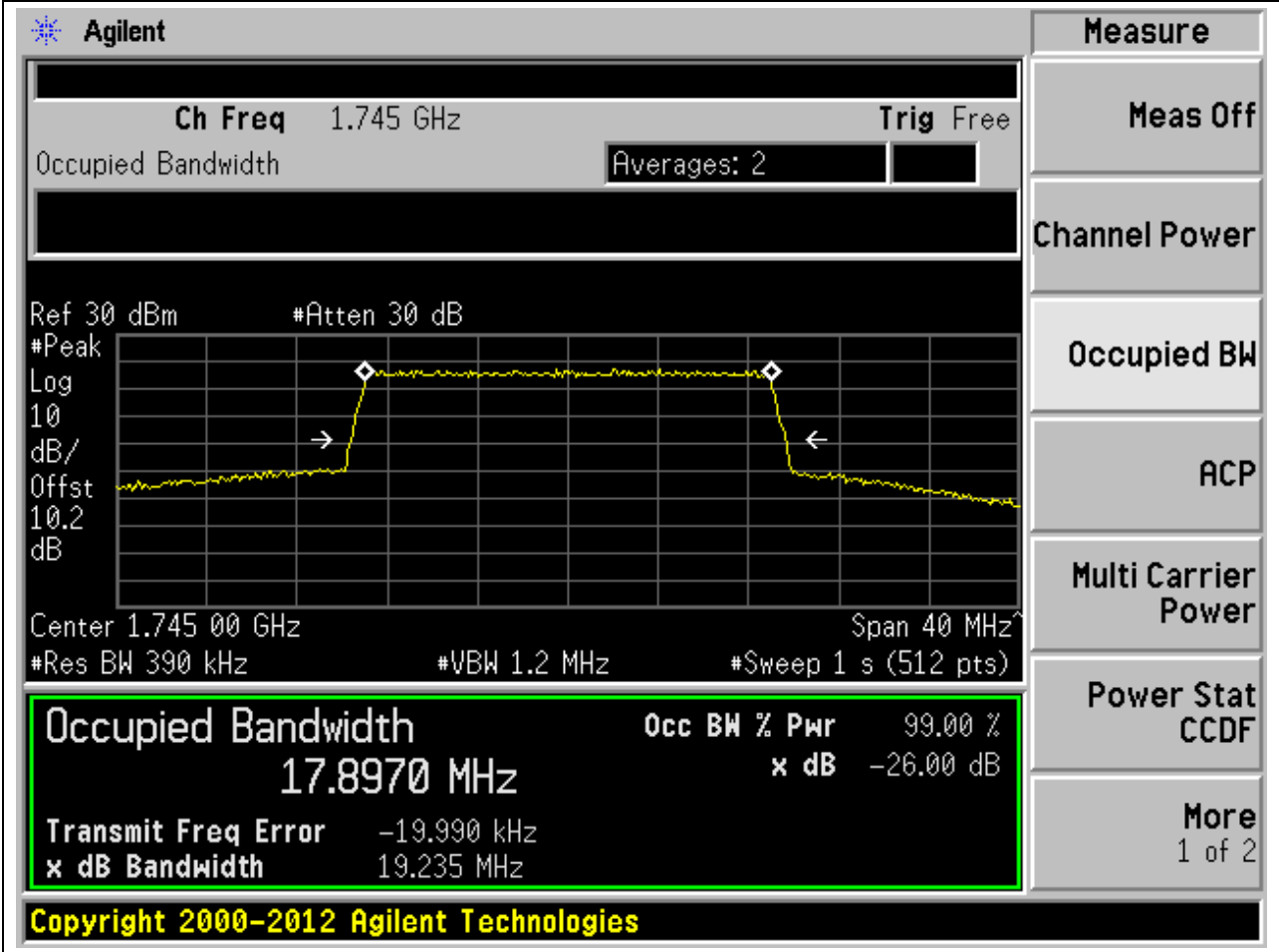
2.26. LTE Occupied Bandwidth(NTNV)(Subtest:26, Channel:20175, Bandwidth:20, Modulation:QPSK, RB Number: 100, RB Position:LOW)

Center Frequency (MHz)	OBW Power (%)	XdB Down (dB)	RBW (MHz)	Detector	OBW (MHz)	XdB Bandwidth (MHz)	Upper Limit (MHz)	Verdict
1732.5	99	26	0.39	Peak	17.855	19.213	20	Pass



2.27. LTE Occupied Bandwidth(NTNV)(Subtest:27, Channel:20300, Bandwidth:20, Modulation:QPSK, RB Number: 100, RB Position:LOW)

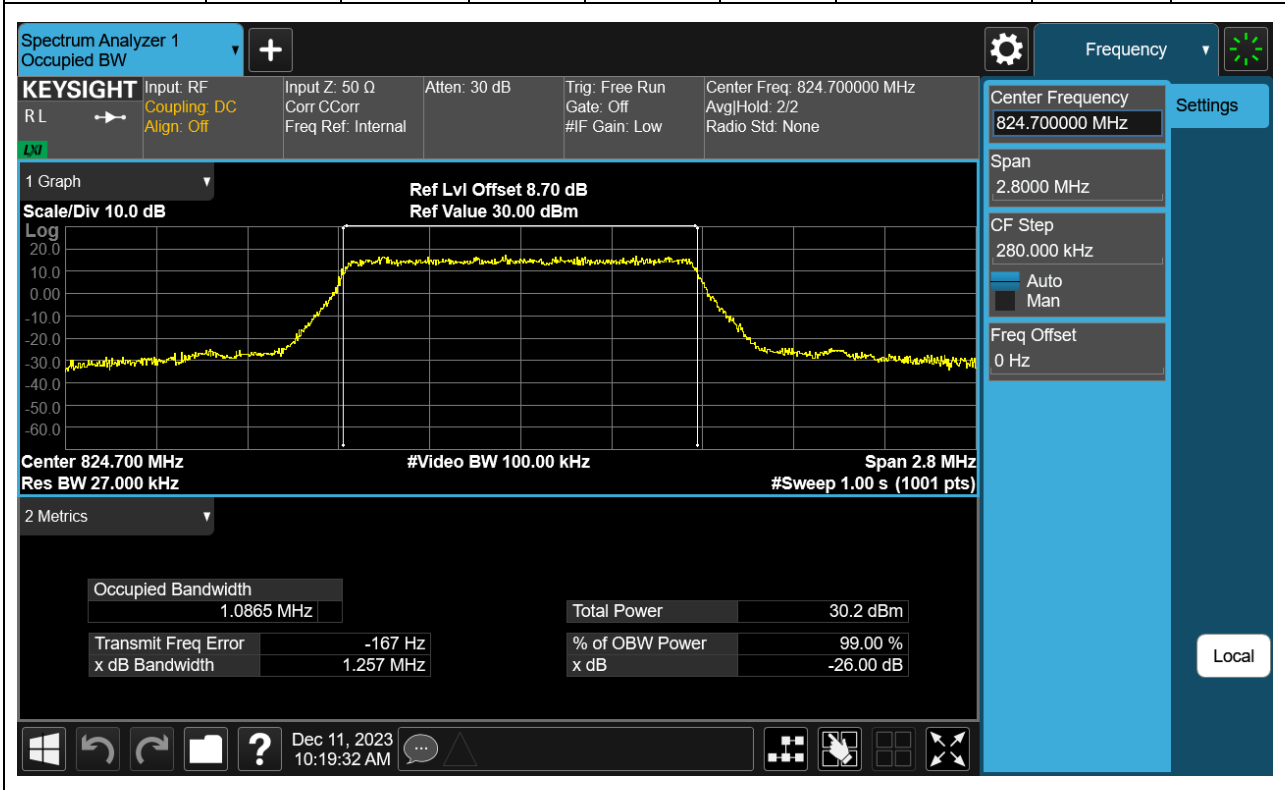
Center Frequency (MHz)	OBW Power (%)	XdB Down (dB)	RBW (MHz)	Detector	OBW (MHz)	XdB Bandwidth (MHz)	Upper Limit (MHz)	Verdict
1745	99	26	0.39	Peak	17.897	19.235	20	Pass



3. LTE_Band5

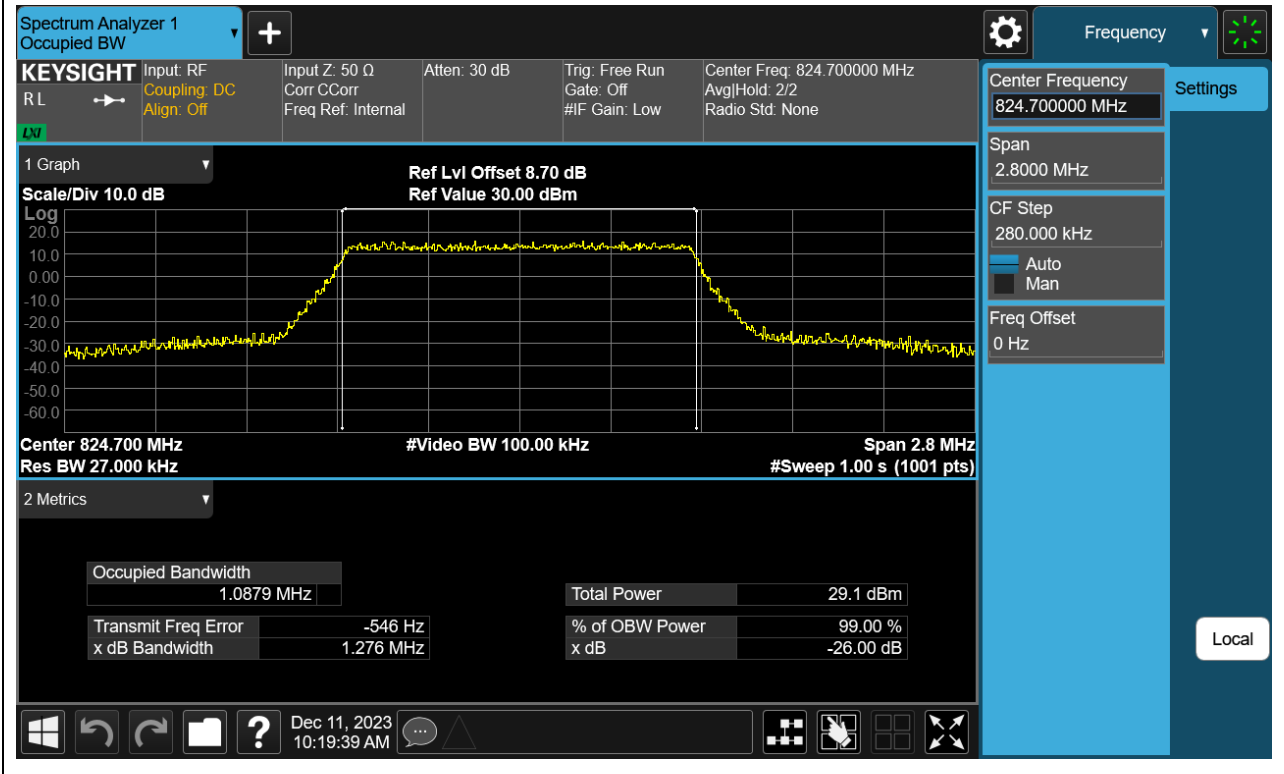
3.1. LTE Occupied Bandwidth(NTNV)(Subtest:1, Channel:20407, Bandwidth:1.4, Modulation:QPSK, RB Number: 6, RB Position:LOW)

Center Frequency (MHz)	OBW Power (%)	XdB Down (dB)	RBW (MHz)	Detector	OBW (MHz)	XdB Bandwidth (MHz)	Upper Limit (MHz)	Verdict
824.7	99	26	0.027	Peak	1.087	1.257	1.4	Pass



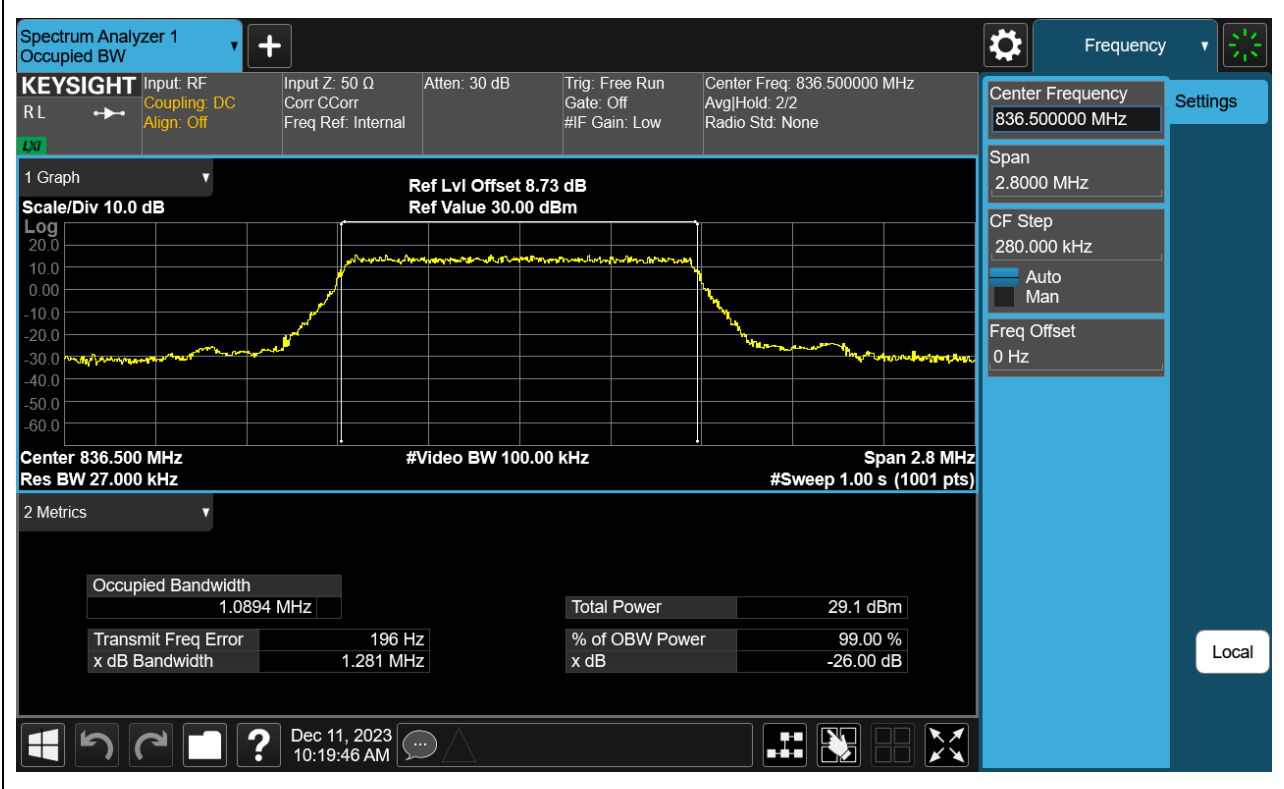
3.2. LTE Occupied Bandwidth(NTNV)(Subtest:2, Channel:20407, Bandwidth:1.4, Modulation:Q16, RB Number: 6, RB Position:LOW)

Center Frequency (MHz)	OBW Power (%)	XdB Down (dB)	RBW (MHz)	Detector	OBW (MHz)	XdB Bandwidth (MHz)	Upper Limit (MHz)	Verdict
824.7	99	26	0.027	Peak	1.088	1.276	1.4	Pass



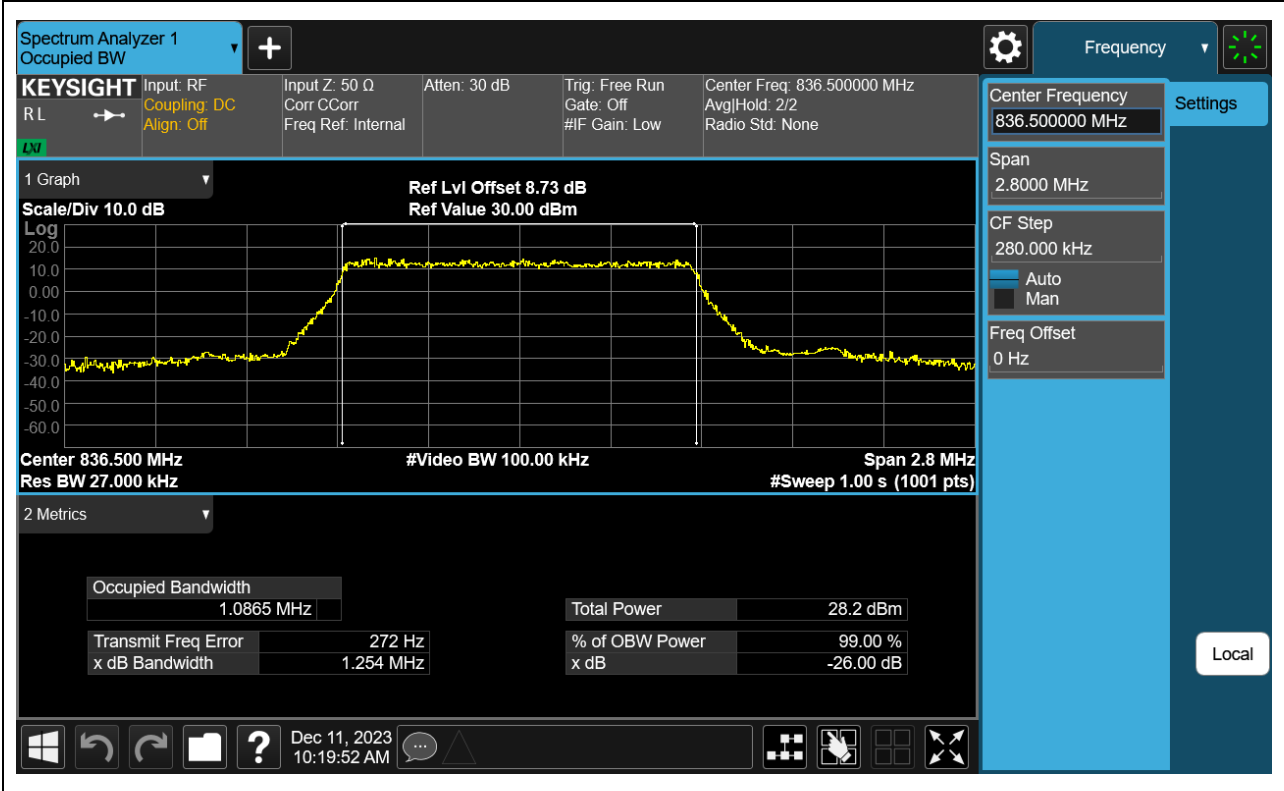
3.3. LTE Occupied Bandwidth(NTNV)(Subtest:3, Channel:20525, Bandwidth:1.4, Modulation:QPSK, RB Number: 6, RB Position:LOW)

Center Frequency (MHz)	OBW Power (%)	XdB Down (dB)	RBW (MHz)	Detector	OBW (MHz)	XdB Bandwidth (MHz)	Upper Limit (MHz)	Verdict
836.5	99	26	0.027	Peak	1.089	1.281	1.4	Pass



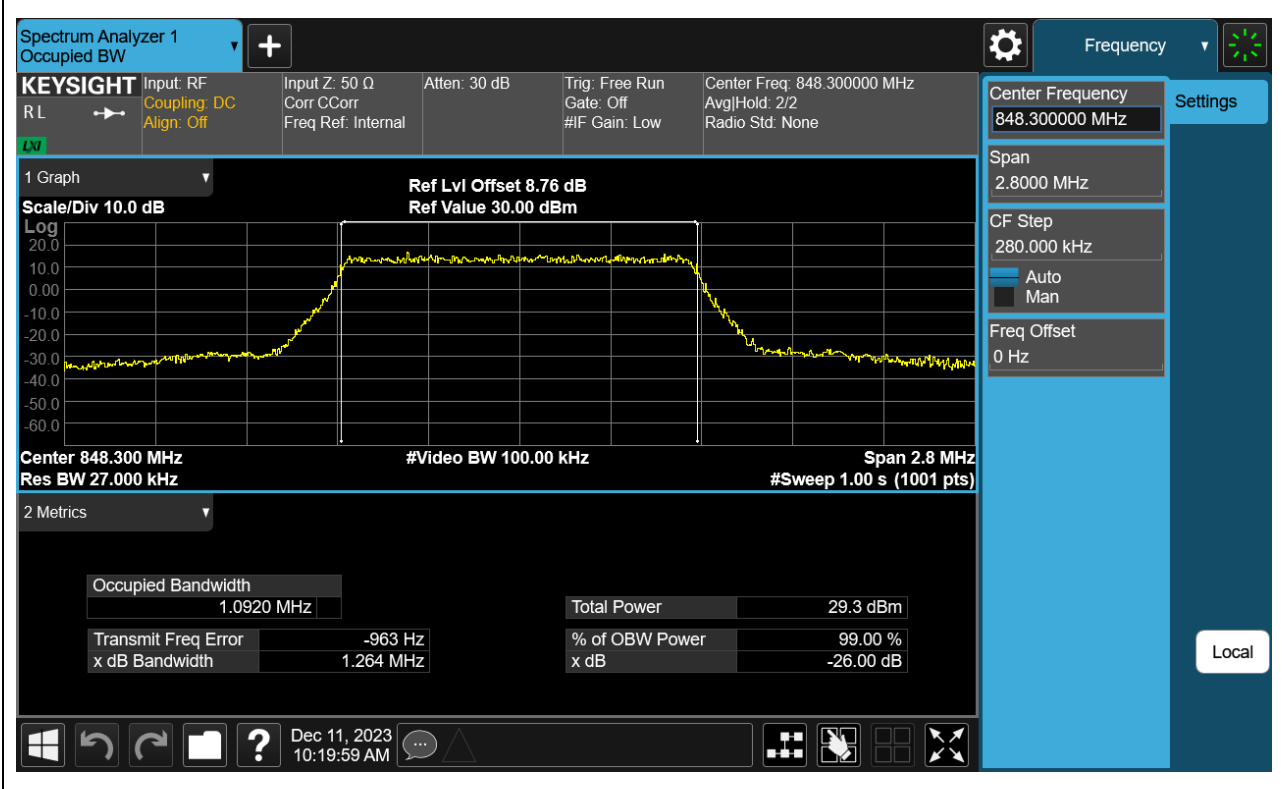
3.4. LTE Occupied Bandwidth(NTNV)(Subtest:4, Channel:20525, Bandwidth:1.4, Modulation:Q16, RB Number: 6, RB Position:LOW)

Center Frequency (MHz)	OBW Power (%)	XdB Down (dB)	RBW (MHz)	Detector	OBW (MHz)	XdB Bandwidth (MHz)	Upper Limit (MHz)	Verdict
836.5	99	26	0.027	Peak	1.087	1.254	1.4	Pass



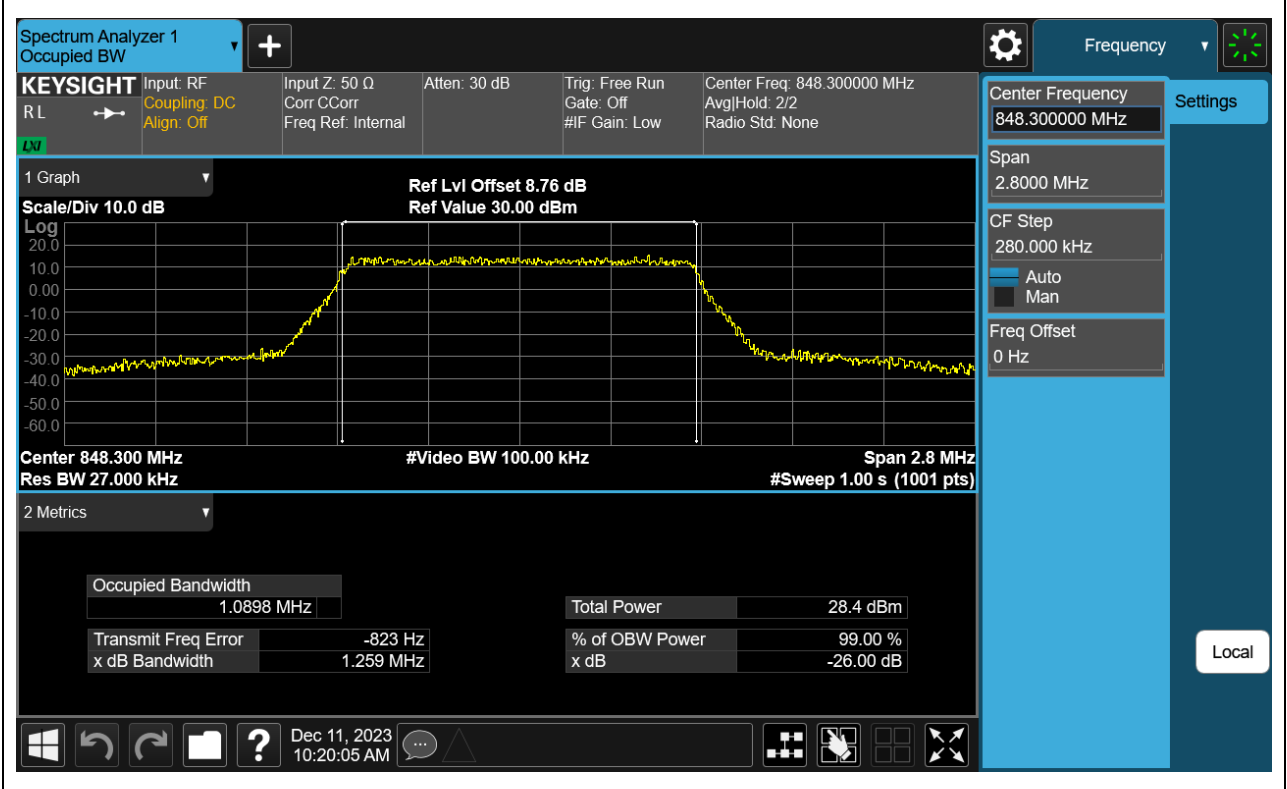
3.5. LTE Occupied Bandwidth(NTNV)(Subtest:5, Channel:20643, Bandwidth:1.4, Modulation:QPSK, RB Number: 6, RB Position:LOW)

Center Frequency (MHz)	OBW Power (%)	XdB Down (dB)	RBW (MHz)	Detector	OBW (MHz)	XdB Bandwidth (MHz)	Upper Limit (MHz)	Verdict
848.3	99	26	0.027	Peak	1.092	1.264	1.4	Pass



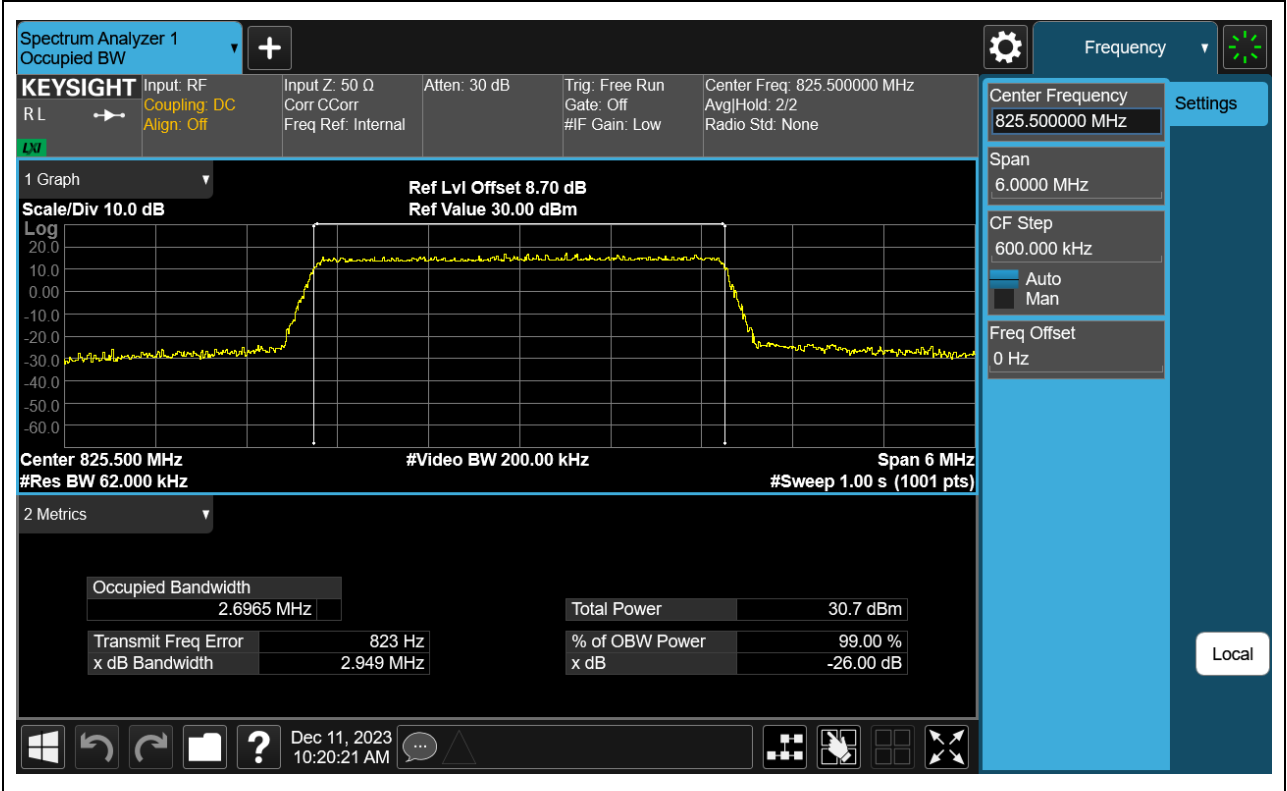
3.6. LTE Occupied Bandwidth(NTNV)(Subtest:6, Channel:20643, Bandwidth:1.4, Modulation:Q16, RB Number: 6, RB Position:LOW)

Center Frequency (MHz)	OBW Power (%)	XdB Down (dB)	RBW (MHz)	Detector	OBW (MHz)	XdB Bandwidth (MHz)	Upper Limit (MHz)	Verdict
848.3	99	26	0.027	Peak	1.09	1.259	1.4	Pass



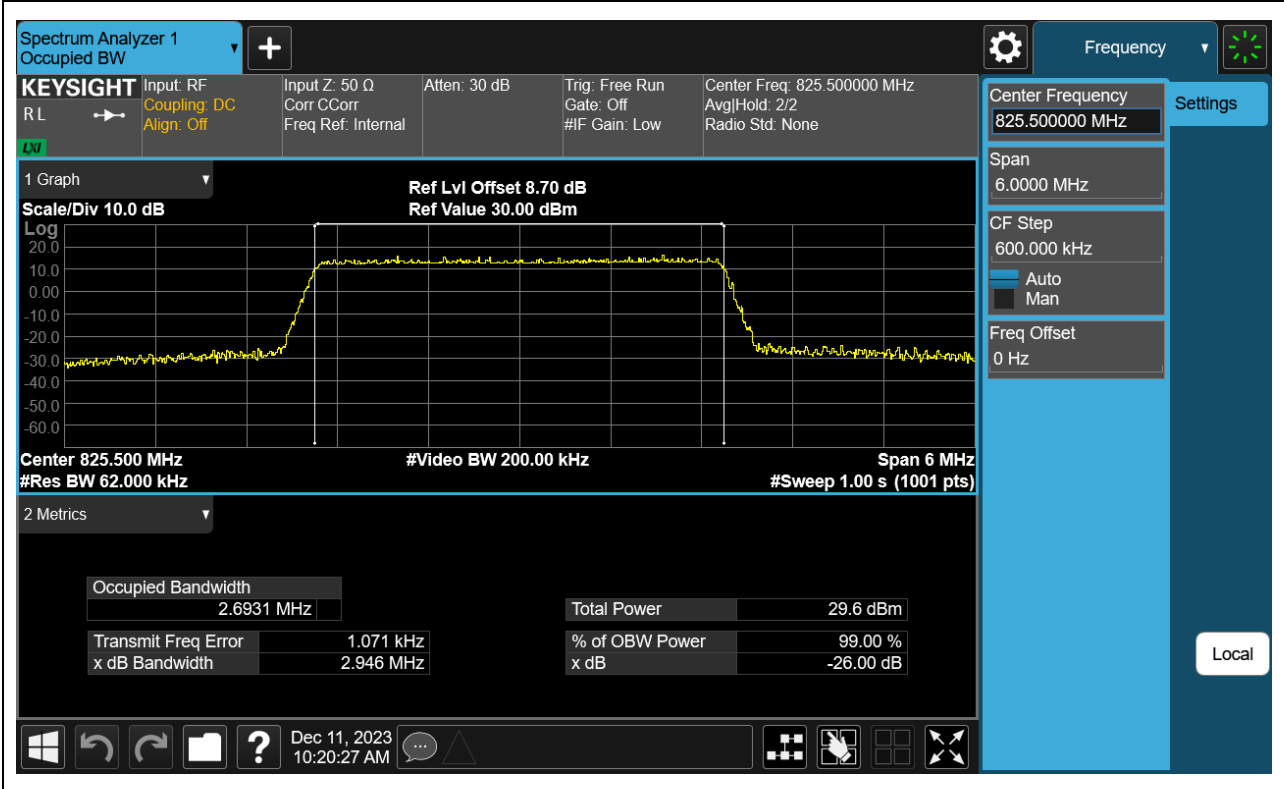
3.7. LTE Occupied Bandwidth(NTNV)(Subtest:7, Channel:20415, Bandwidth:3, Modulation:QPSK, RB Number: 15, RB Position:LOW)

Center Frequency (MHz)	OBW Power (%)	XdB Down (dB)	RBW (MHz)	Detector	OBW (MHz)	XdB Bandwidth (MHz)	Upper Limit (MHz)	Verdict
825.5	99	26	0.062	Peak	2.696	2.949	3	Pass



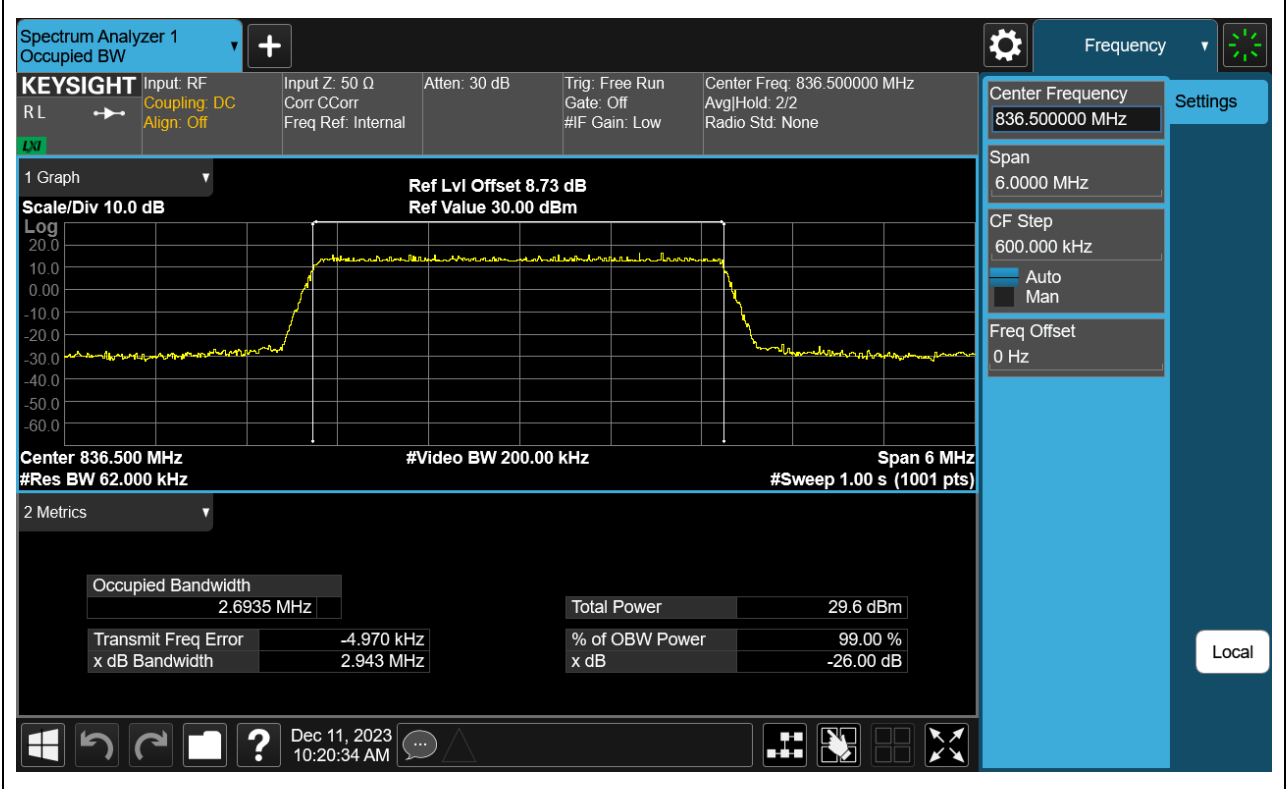
3.8. LTE Occupied Bandwidth(NTNV)(Subtest:8, Channel:20415, Bandwidth:3, Modulation:Q16, RB Number: 15, RB Position:LOW)

Center Frequency (MHz)	OBW Power (%)	XdB Down (dB)	RBW (MHz)	Detector	OBW (MHz)	XdB Bandwidth (MHz)	Upper Limit (MHz)	Verdict
825.5	99	26	0.062	Peak	2.693	2.946	3	Pass



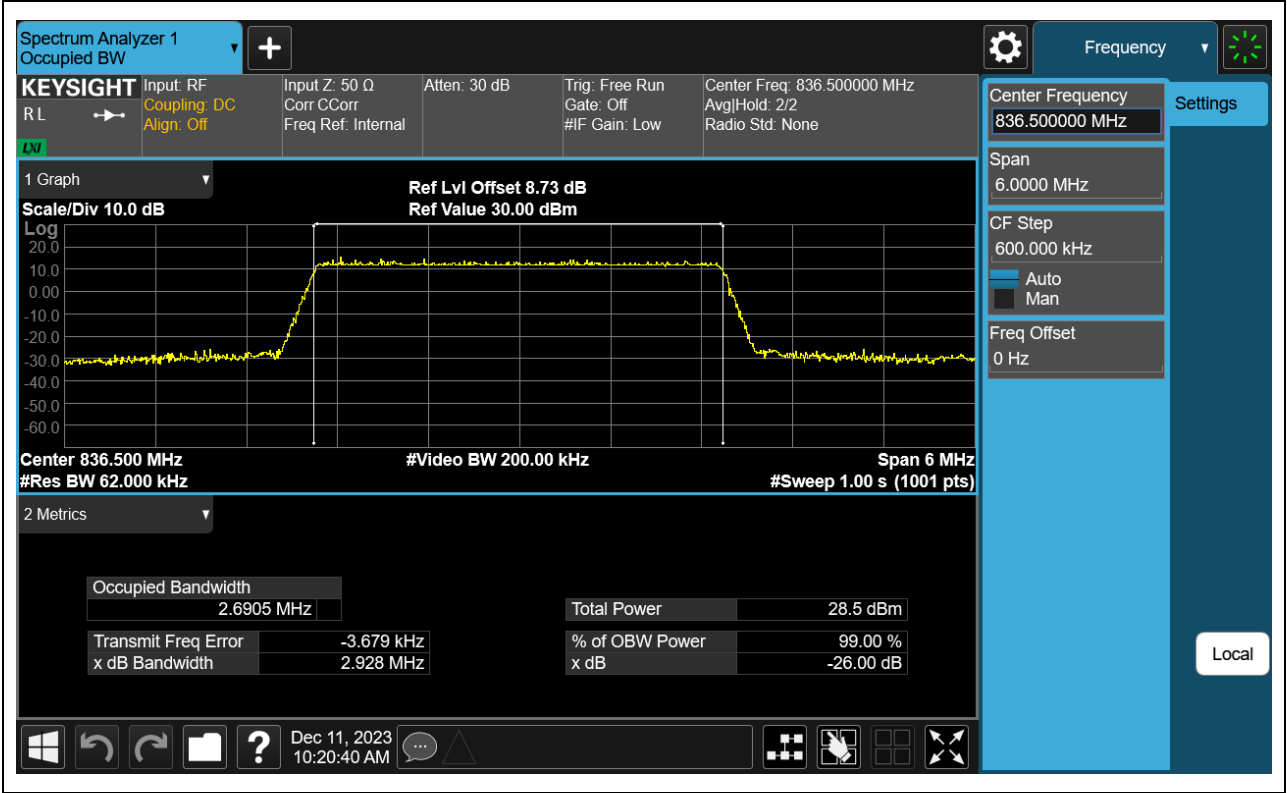
3.9. LTE Occupied Bandwidth(NTNV)(Subtest:9, Channel:20525, Bandwidth:3, Modulation:QPSK, RB Number: 15, RB Position:LOW)

Center Frequency (MHz)	OBW Power (%)	XdB Down (dB)	RBW (MHz)	Detector	OBW (MHz)	XdB Bandwidth (MHz)	Upper Limit (MHz)	Verdict
836.5	99	26	0.062	Peak	2.693	2.943	3	Pass



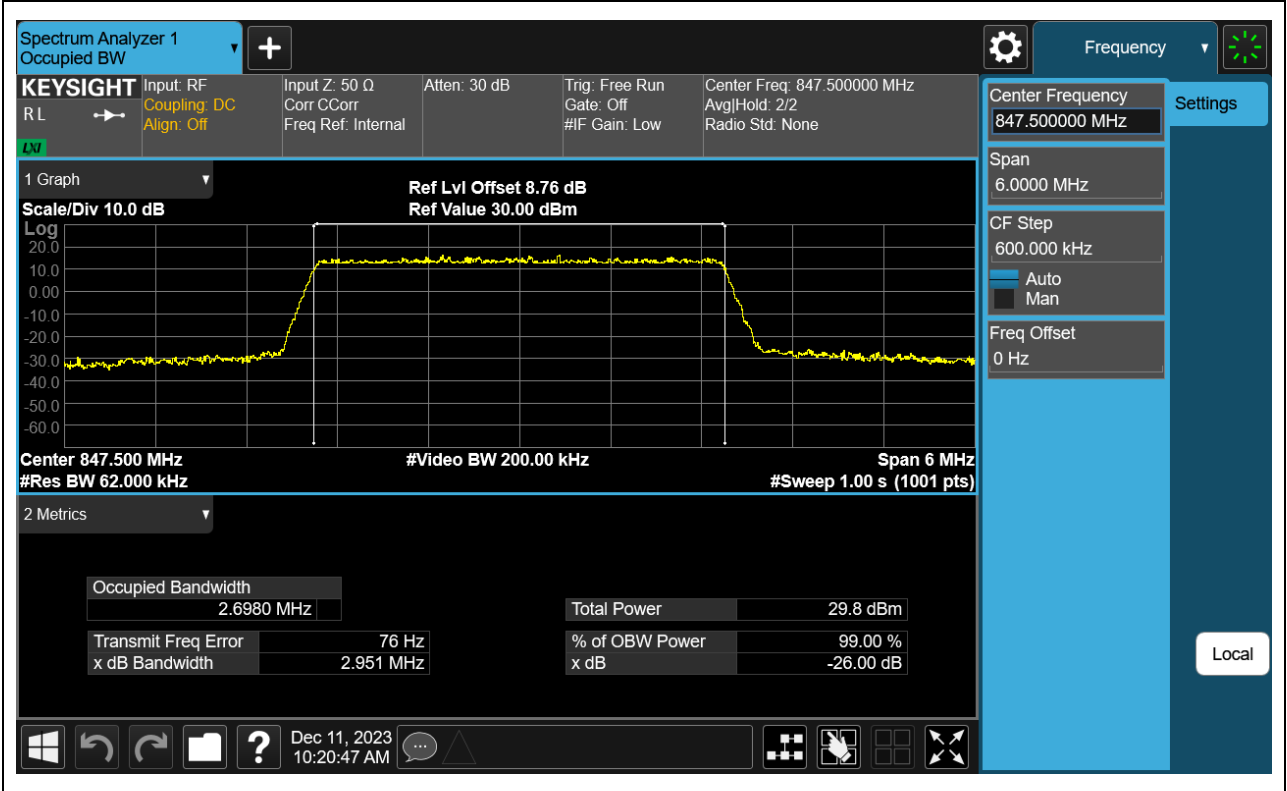
3.10. LTE Occupied Bandwidth(NTNV)(Subtest:10, Channel:20525, Bandwidth:3, Modulation:Q16, RB Number: 15, RB Position:LOW)

Center Frequency (MHz)	OBW Power (%)	XdB Down (dB)	RBW (MHz)	Detector	OBW (MHz)	XdB Bandwidth (MHz)	Upper Limit (MHz)	Verdict
836.5	99	26	0.062	Peak	2.69	2.928	3	Pass



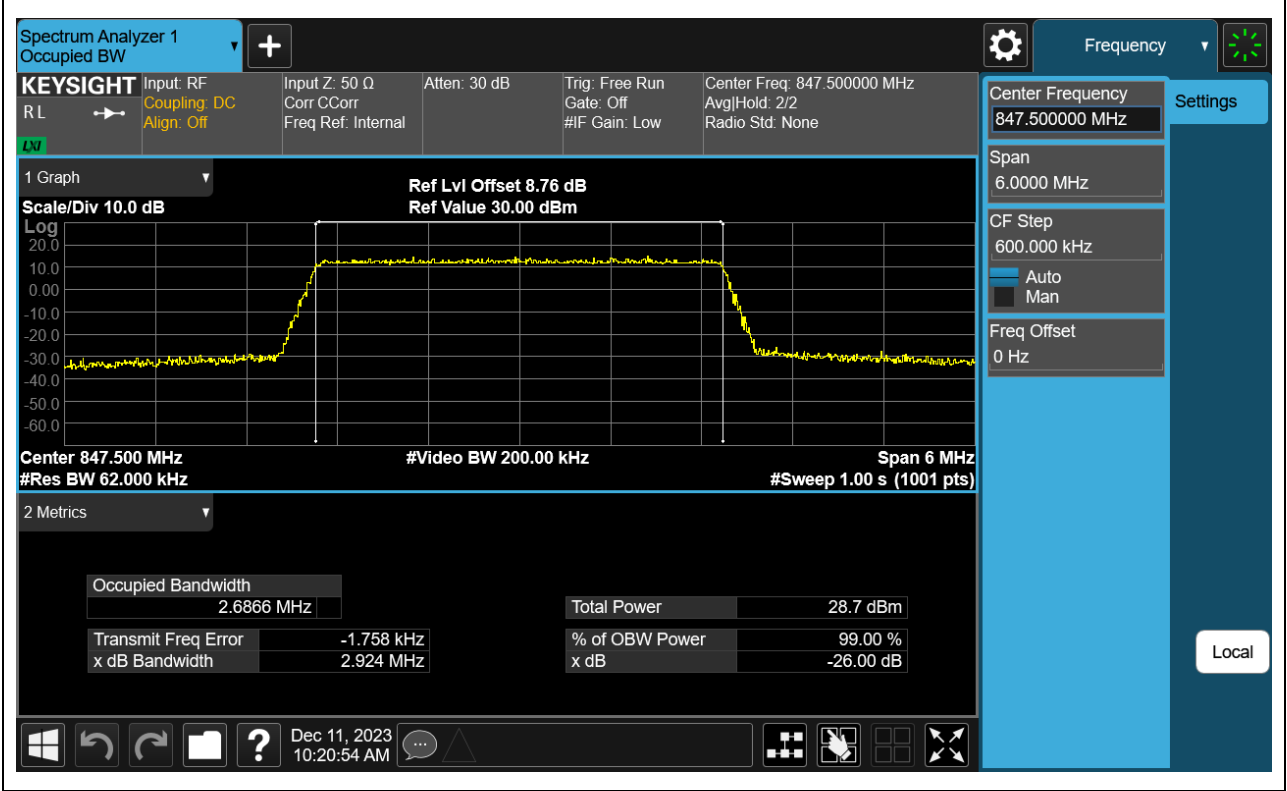
3.11. LTE Occupied Bandwidth(NTNV)(Subtest:11, Channel:20635, Bandwidth:3, Modulation:QPSK, RB Number: 15, RB Position:LOW)

Center Frequency (MHz)	OBW Power (%)	XdB Down (dB)	RBW (MHz)	Detector	OBW (MHz)	XdB Bandwidth (MHz)	Upper Limit (MHz)	Verdict
847.5	99	26	0.062	Peak	2.698	2.951	3	Pass



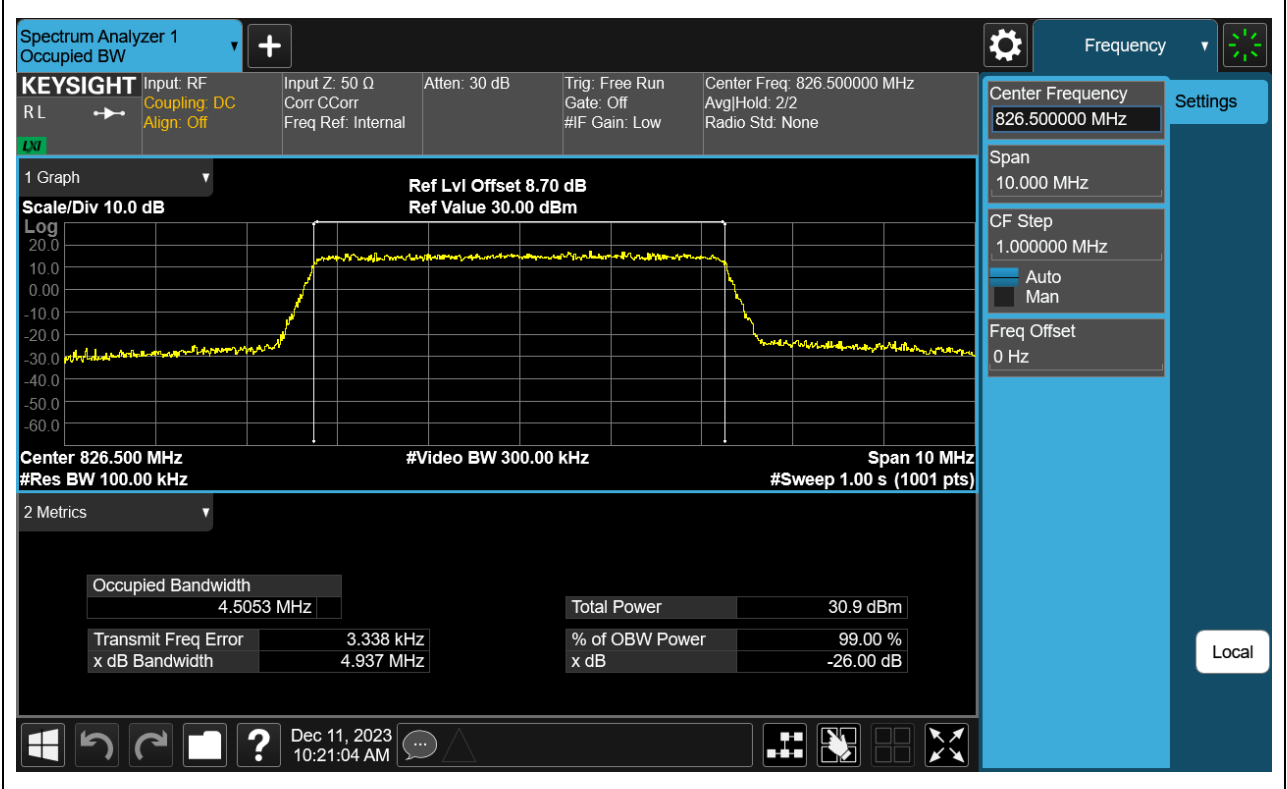
3.12. LTE Occupied Bandwidth(NTNV)(Subtest:12, Channel:20635, Bandwidth:3, Modulation:Q16, RB Number: 15, RB Position:LOW)

Center Frequency (MHz)	OBW Power (%)	XdB Down (dB)	RBW (MHz)	Detector	OBW (MHz)	XdB Bandwidth (MHz)	Upper Limit (MHz)	Verdict
847.5	99	26	0.062	Peak	2.687	2.924	3	Pass



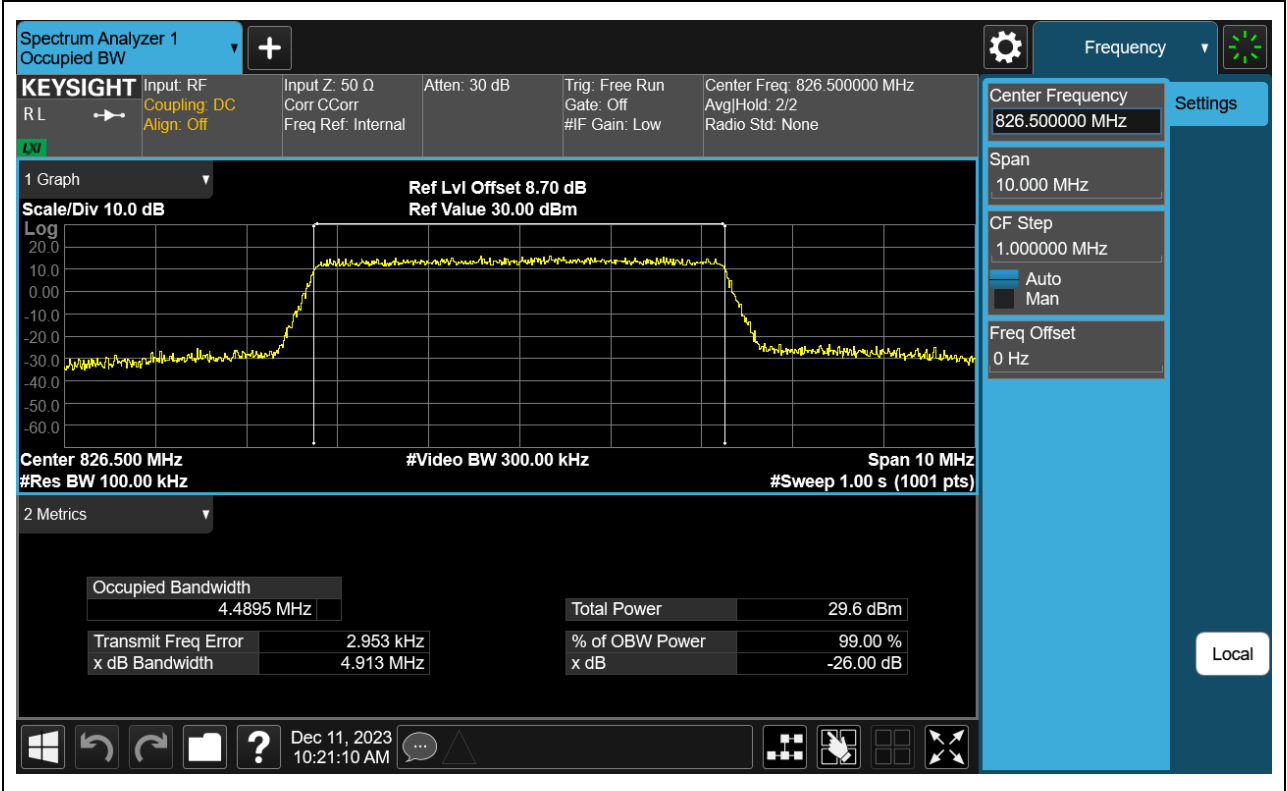
3.13. LTE Occupied Bandwidth(NTNV)(Subtest:13, Channel:20425, Bandwidth:5, Modulation:QPSK, RB Number: 25, RB Position:LOW)

Center Frequency (MHz)	OBW Power (%)	XdB Down (dB)	RBW (MHz)	Detector	OBW (MHz)	XdB Bandwidth (MHz)	Upper Limit (MHz)	Verdict
826.5	99	26	0.1	Peak	4.505	4.937	5	Pass



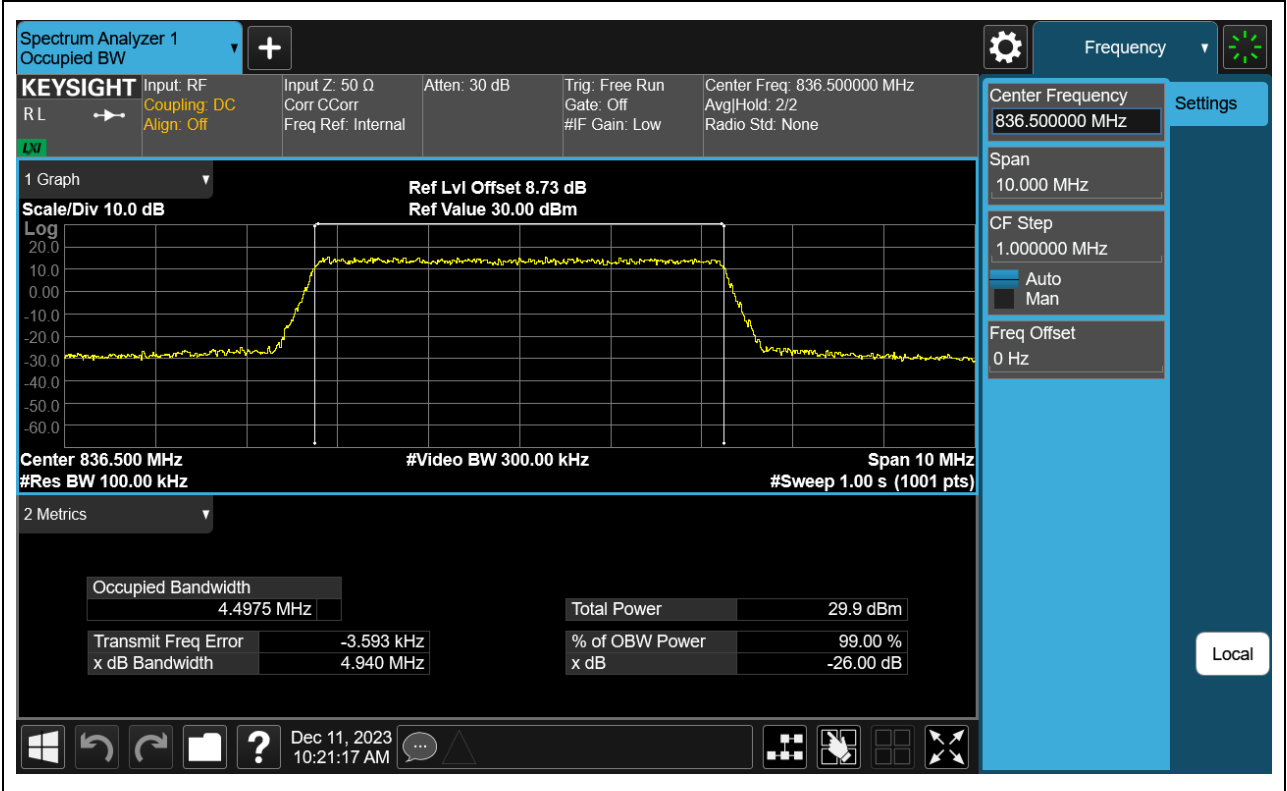
3.14. LTE Occupied Bandwidth(NTNV)(Subtest:14, Channel:20425, Bandwidth:5, Modulation:Q16, RB Number: 25, RB Position:LOW)

Center Frequency (MHz)	OBW Power (%)	XdB Down (dB)	RBW (MHz)	Detector	OBW (MHz)	XdB Bandwidth (MHz)	Upper Limit (MHz)	Verdict
826.5	99	26	0.1	Peak	4.49	4.913	5	Pass



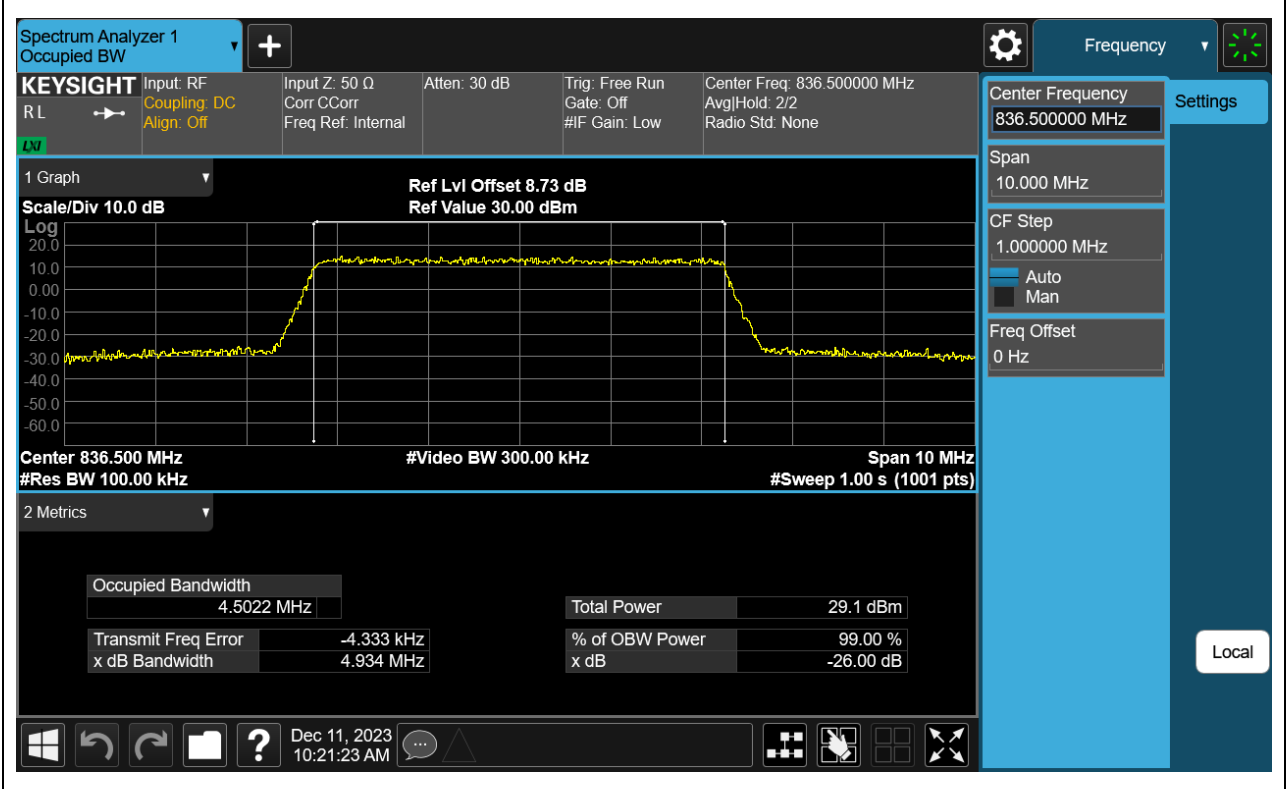
3.15. LTE Occupied Bandwidth(NTNV)(Subtest:15, Channel:20525, Bandwidth:5, Modulation:QPSK, RB Number: 25, RB Position:LOW)

Center Frequency (MHz)	OBW Power (%)	XdB Down (dB)	RBW (MHz)	Detector	OBW (MHz)	XdB Bandwidth (MHz)	Upper Limit (MHz)	Verdict
836.5	99	26	0.1	Peak	4.497	4.94	5	Pass



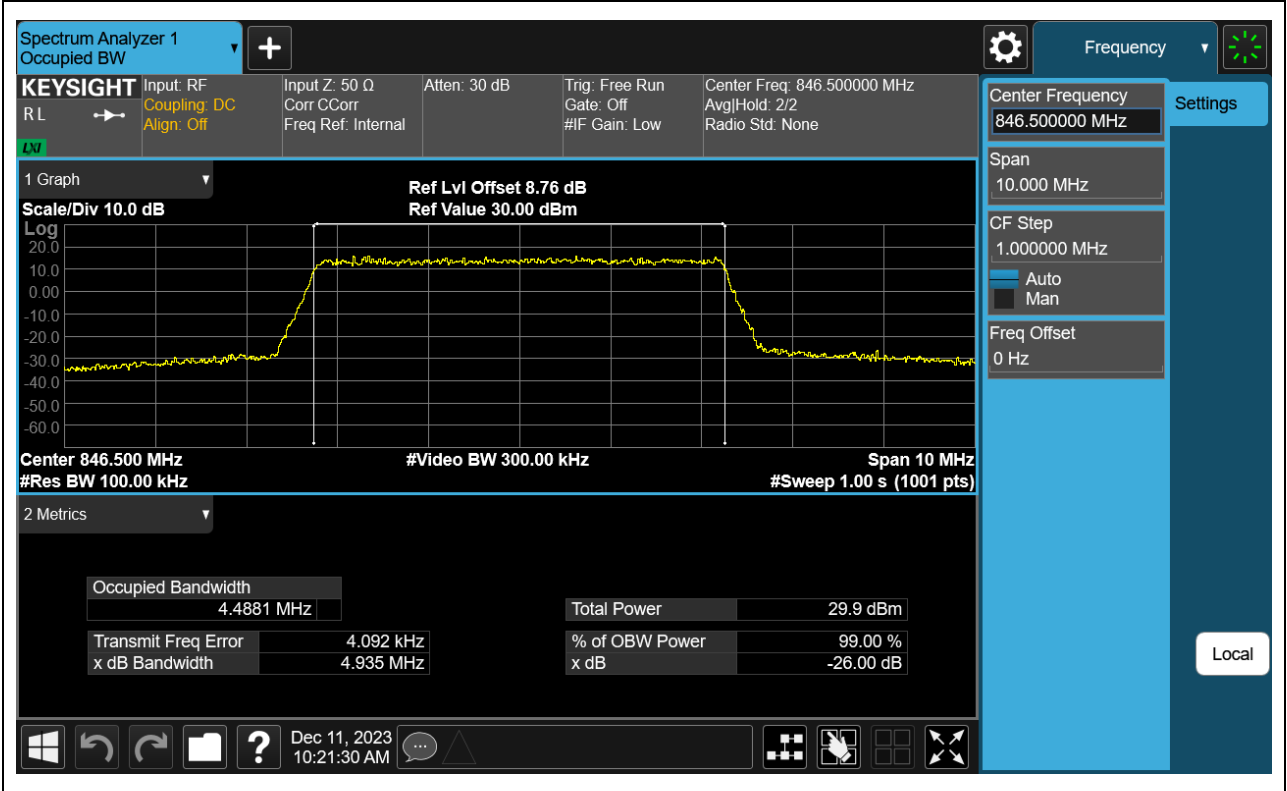
3.16. LTE Occupied Bandwidth(NTNV)(Subtest:16, Channel:20525, Bandwidth:5, Modulation:Q16, RB Number: 25, RB Position:LOW)

Center Frequency (MHz)	OBW Power (%)	XdB Down (dB)	RBW (MHz)	Detector	OBW (MHz)	XdB Bandwidth (MHz)	Upper Limit (MHz)	Verdict
836.5	99	26	0.1	Peak	4.502	4.934	5	Pass



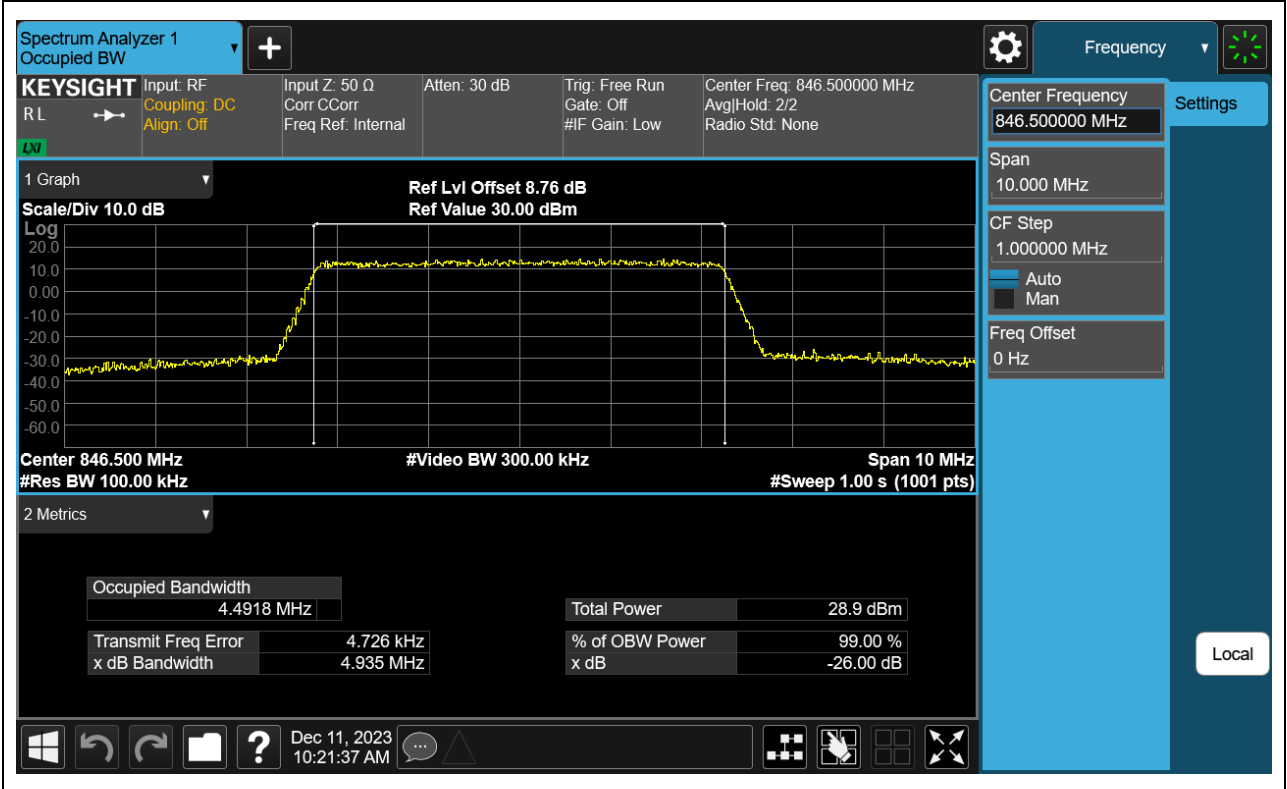
3.17. LTE Occupied Bandwidth(NTNV)(Subtest:17, Channel:20625, Bandwidth:5, Modulation:QPSK, RB Number: 25, RB Position:LOW)

Center Frequency (MHz)	OBW Power (%)	XdB Down (dB)	RBW (MHz)	Detector	OBW (MHz)	XdB Bandwidth (MHz)	Upper Limit (MHz)	Verdict
846.5	99	26	0.1	Peak	4.488	4.935	5	Pass



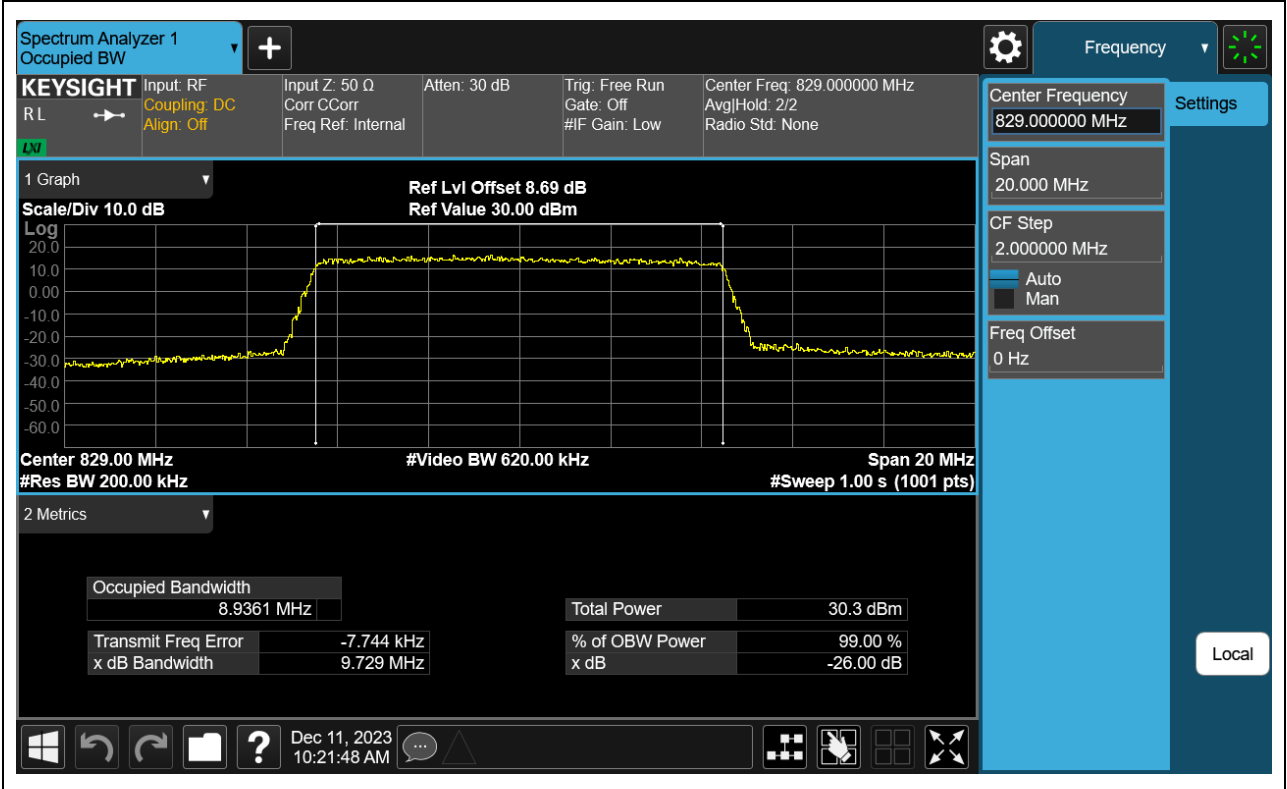
3.18. LTE Occupied Bandwidth(NTNV)(Subtest:18, Channel:20625, Bandwidth:5, Modulation:Q16, RB Number: 25, RB Position:LOW)

Center Frequency (MHz)	OBW Power (%)	XdB Down (dB)	RBW (MHz)	Detector	OBW (MHz)	XdB Bandwidth (MHz)	Upper Limit (MHz)	Verdict
846.5	99	26	0.1	Peak	4.492	4.935	5	Pass



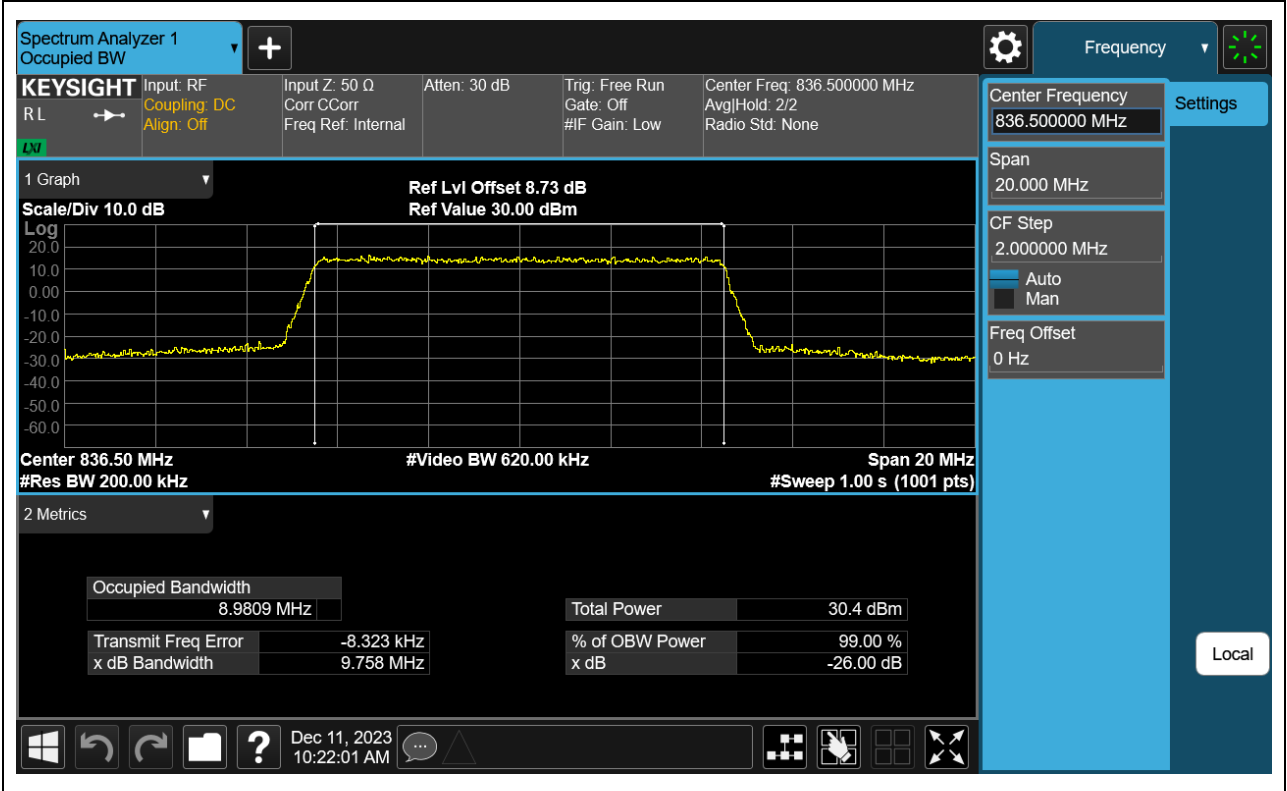
3.19. LTE Occupied Bandwidth(NTNV)(Subtest:19, Channel:20450, Bandwidth:10, Modulation:QPSK, RB Number: 50, RB Position:LOW)

Center Frequency (MHz)	OBW Power (%)	XdB Down (dB)	RBW (MHz)	Detector	OBW (MHz)	XdB Bandwidth (MHz)	Upper Limit (MHz)	Verdict
829	99	26	0.2	Peak	8.936	9.729	10	Pass



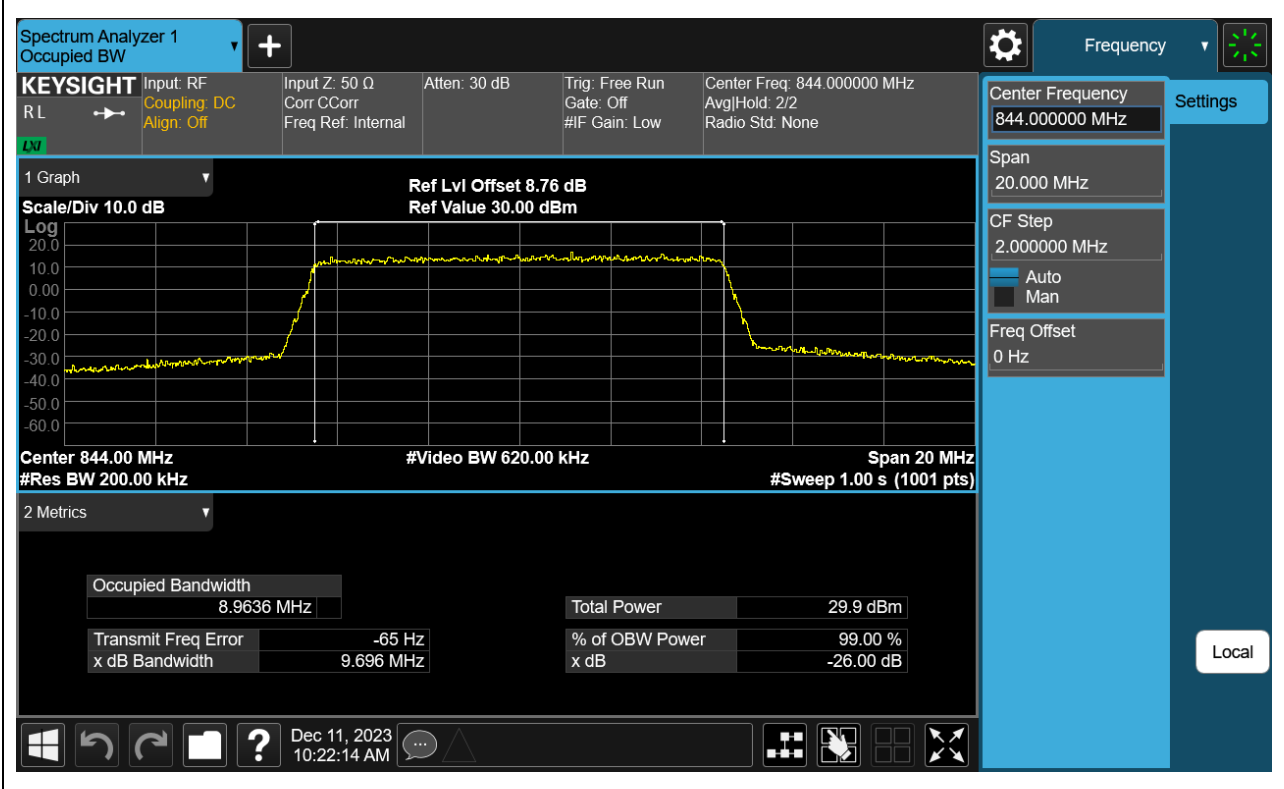
3.20. LTE Occupied Bandwidth(NTNV)(Subtest:20, Channel:20525, Bandwidth:10, Modulation:QPSK, RB Number: 50, RB Position:LOW)

Center Frequency (MHz)	OBW Power (%)	XdB Down (dB)	RBW (MHz)	Detector	OBW (MHz)	XdB Bandwidth (MHz)	Upper Limit (MHz)	Verdict
836.5	99	26	0.2	Peak	8.981	9.758	10	Pass



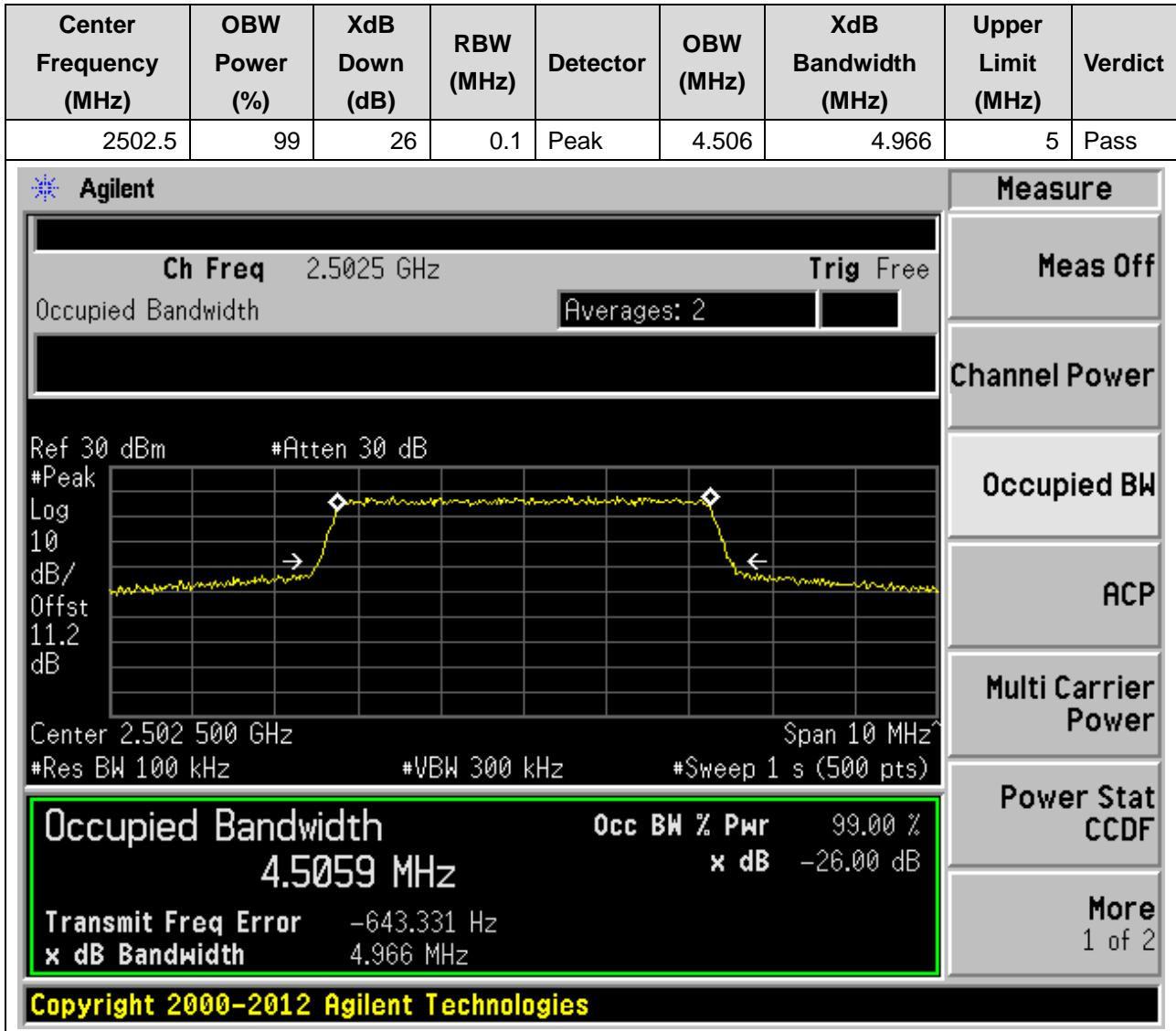
3.21. LTE Occupied Bandwidth(NTNV)(Subtest:21, Channel:20600, Bandwidth:10, Modulation:QPSK, RB Number: 50, RB Position:LOW)

Center Frequency (MHz)	OBW Power (%)	XdB Down (dB)	RBW (MHz)	Detector	OBW (MHz)	XdB Bandwidth (MHz)	Upper Limit (MHz)	Verdict
844	99	26	0.2	Peak	8.964	9.696	10	Pass



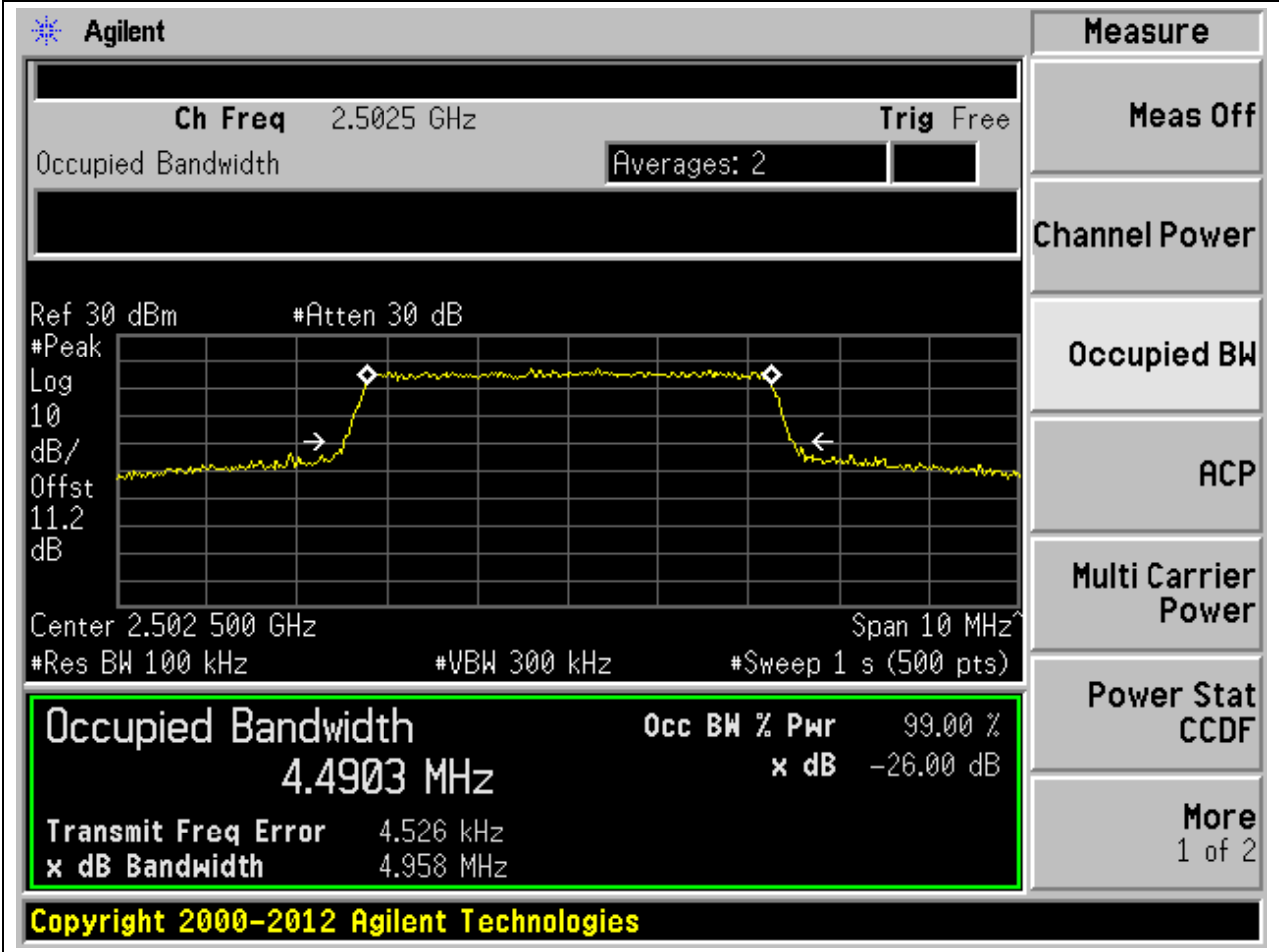
4. LTE_Band7

4.1. LTE Occupied Bandwidth(NTNV)(Subtest:1, Channel:20775, Bandwidth:5, Modulation:QPSK, RB Number: 25, RB Position:LOW)

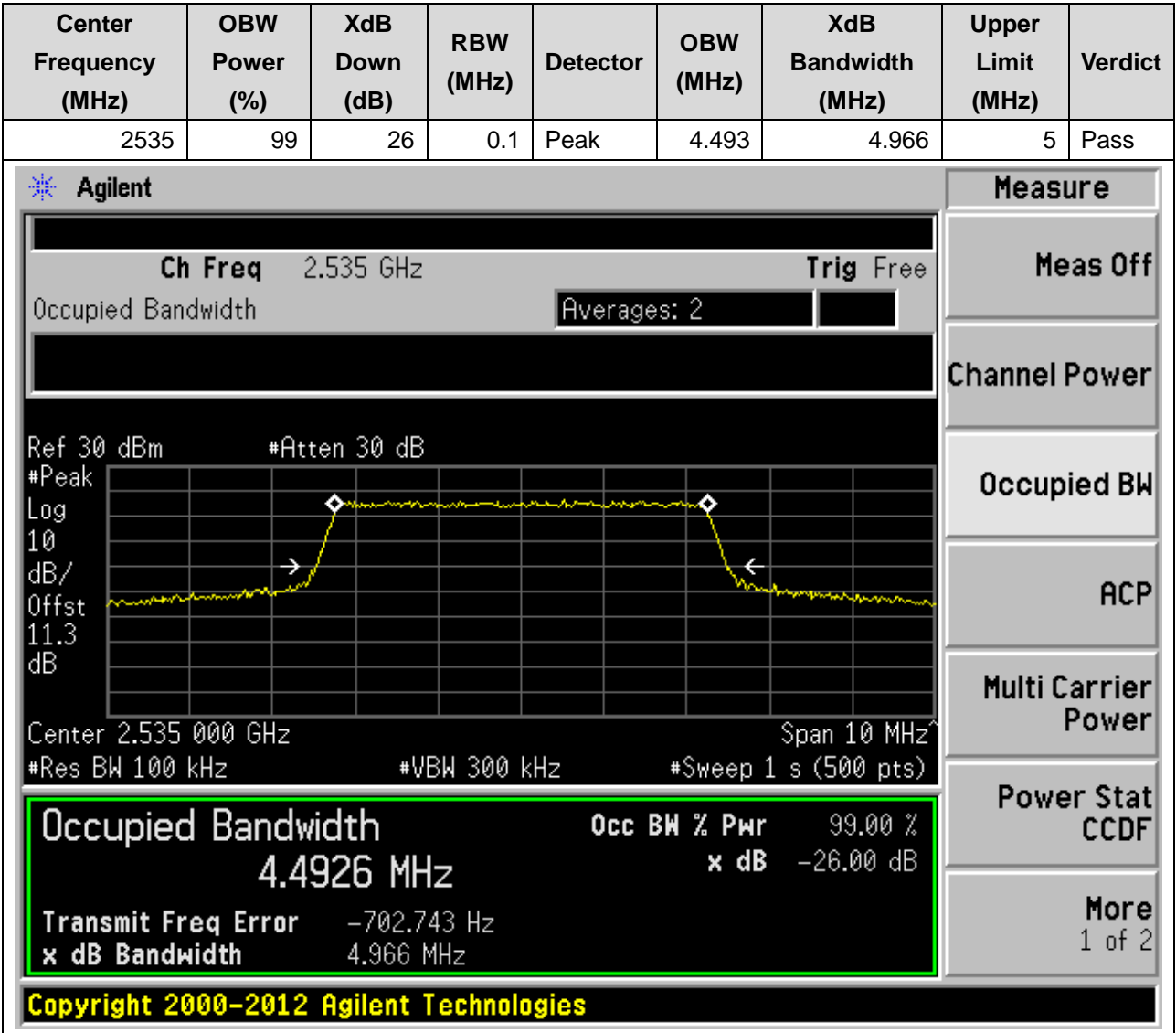


4.2. LTE Occupied Bandwidth(NTNV)(Subtest:2, Channel:20775, Bandwidth:5, Modulation:Q16, RB Number: 25, RB Position:LOW)

Center Frequency (MHz)	OBW Power (%)	XdB Down (dB)	RBW (MHz)	Detector	OBW (MHz)	XdB Bandwidth (MHz)	Upper Limit (MHz)	Verdict
2502.5	99	26	0.1	Peak	4.49	4.958	5	Pass

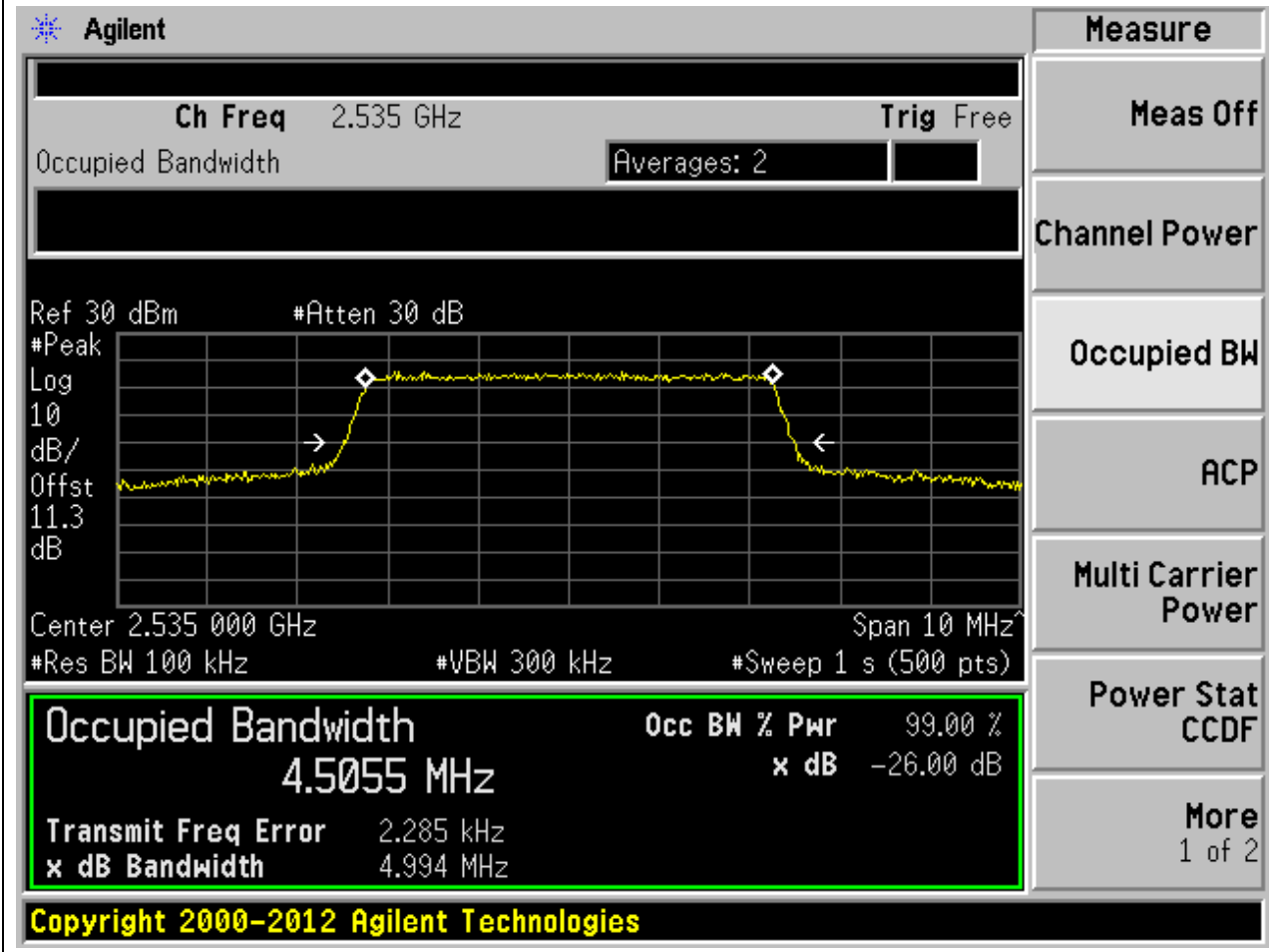


4.3. LTE Occupied Bandwidth(NTNV)(Subtest:3, Channel:21100, Bandwidth:5, Modulation:QPSK, RB Number: 25, RB Position:LOW)



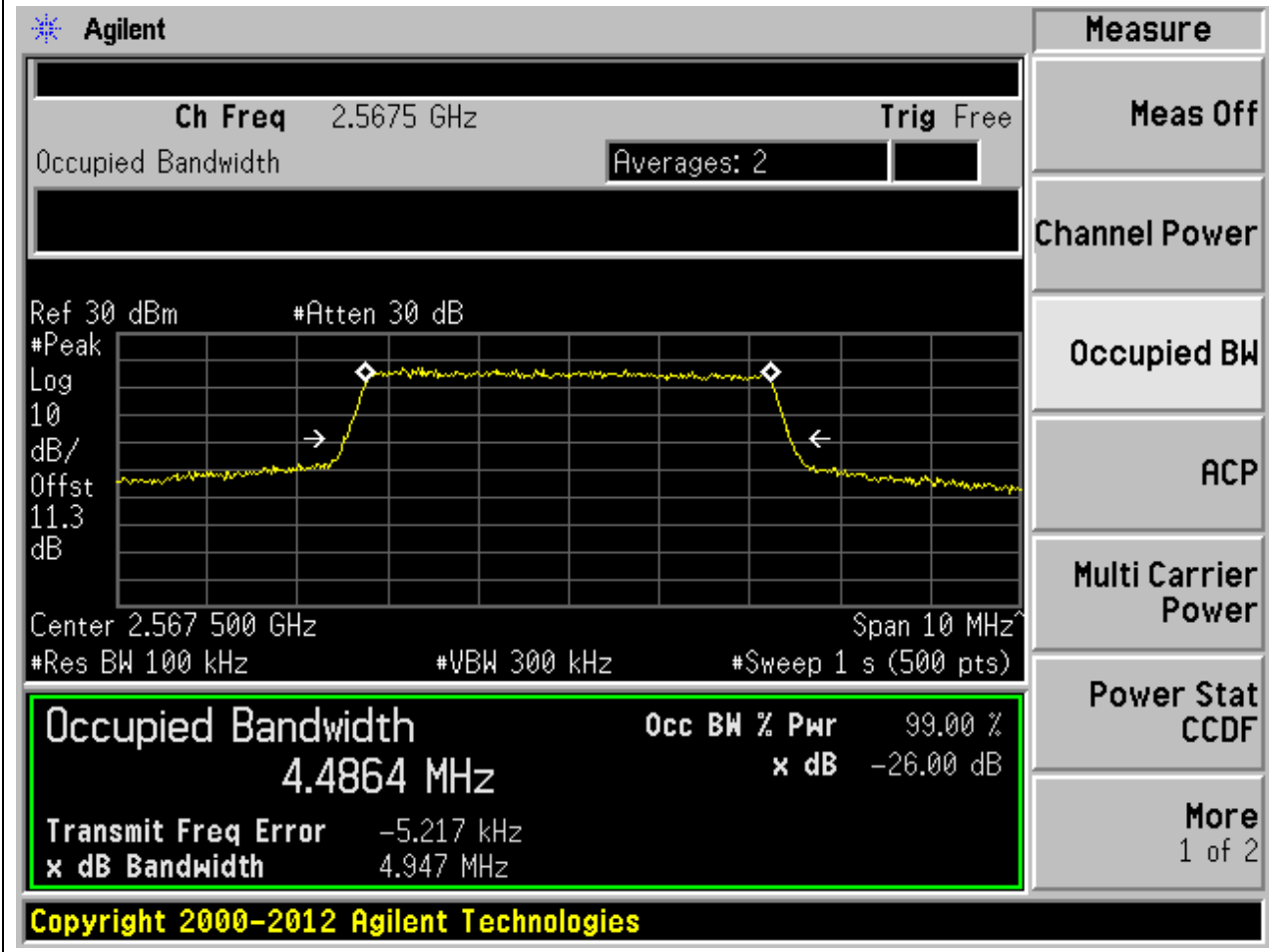
4.4. LTE Occupied Bandwidth(NTNV)(Subtest:4, Channel:21100, Bandwidth:5, Modulation:Q16, RB Number: 25, RB Position:LOW)

Center Frequency (MHz)	OBW Power (%)	XdB Down (dB)	RBW (MHz)	Detector	OBW (MHz)	XdB Bandwidth (MHz)	Upper Limit (MHz)	Verdict
2535	99	26	0.1	Peak	4.506	4.994	5	Pass

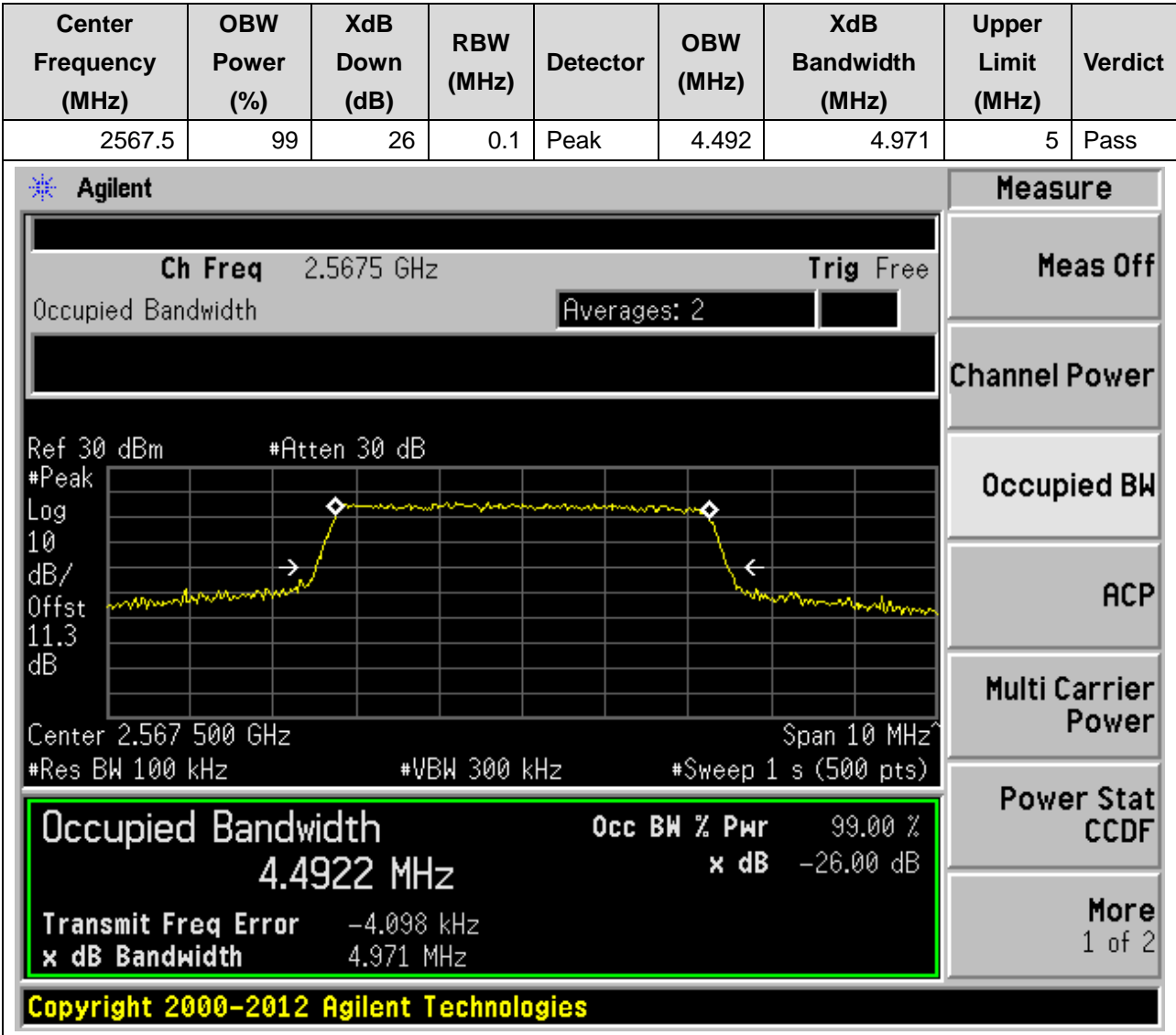


4.5. LTE Occupied Bandwidth(NTNV)(Subtest:5, Channel:21425, Bandwidth:5, Modulation:QPSK, RB Number: 25, RB Position:LOW)

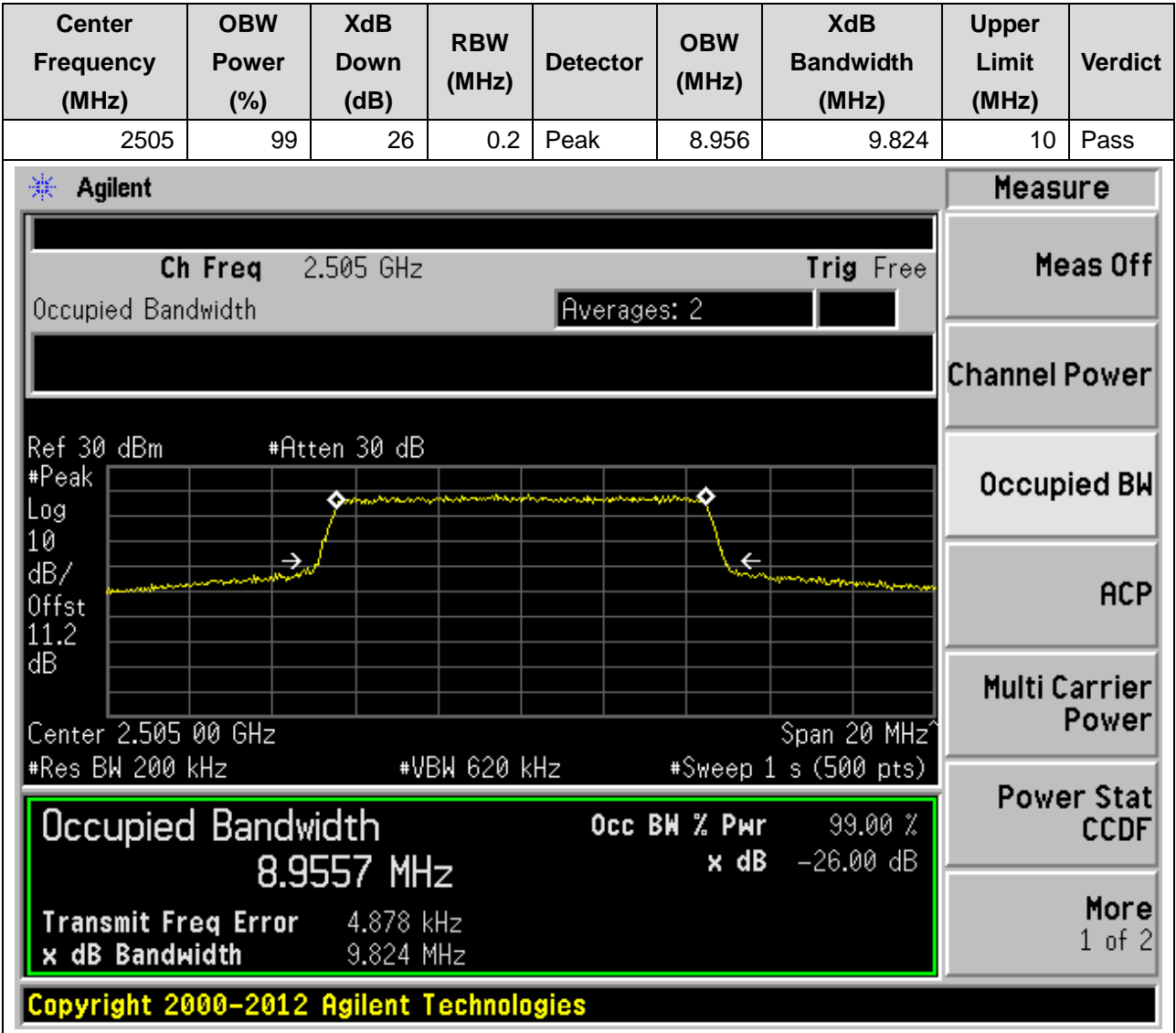
Center Frequency (MHz)	OBW Power (%)	XdB Down (dB)	RBW (MHz)	Detector	OBW (MHz)	XdB Bandwidth (MHz)	Upper Limit (MHz)	Verdict
2567.5	99	26	0.1	Peak	4.486	4.947	5	Pass



4.6. LTE Occupied Bandwidth(NTNV)(Subtest:6, Channel:21425, Bandwidth:5, Modulation:Q16, RB Number: 25, RB Position:LOW)



4.7. LTE Occupied Bandwidth(NTNV)(Subtest:7, Channel:20800, Bandwidth:10, Modulation:QPSK, RB Number: 50, RB Position:LOW)



4.8. LTE Occupied Bandwidth(NTNV)(Subtest:8, Channel:21100, Bandwidth:10, Modulation:QPSK, RB Number: 50, RB Position:LOW)

Center Frequency (MHz)	OBW Power (%)	XdB Down (dB)	RBW (MHz)	Detector	OBW (MHz)	XdB Bandwidth (MHz)	Upper Limit (MHz)	Verdict
2535	99	26	0.2	Peak	8.944	9.742	10	Pass

Agilent

Ch Freq 2.535 GHz Trig Free

Occupied Bandwidth Averages: 2

Ref 30 dBm #Atten 30 dB

#Peak Log 10 dB/Offst 11.3 dB

Center 2.535 00 GHz Span 20 MHz

#Res BW 200 kHz #VBW 620 kHz #Sweep 1 s (500 pts)

Occupied Bandwidth Occ BW % Pwr 99.00 %

8.9444 MHz x dB -26.00 dB

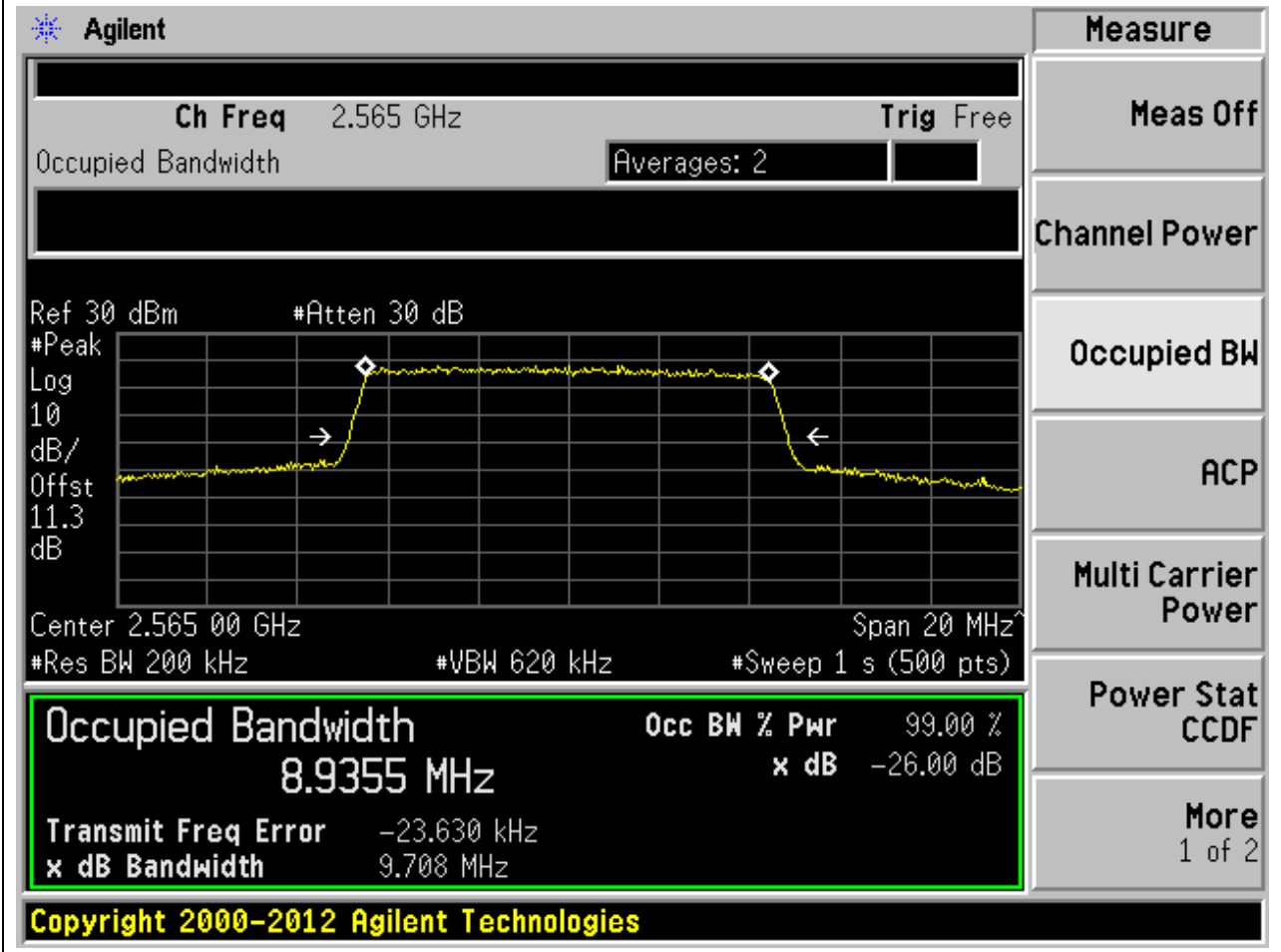
Transmit Freq Error -430.414 Hz

x dB Bandwidth 9.742 MHz

Copyright 2000-2012 Agilent Technologies

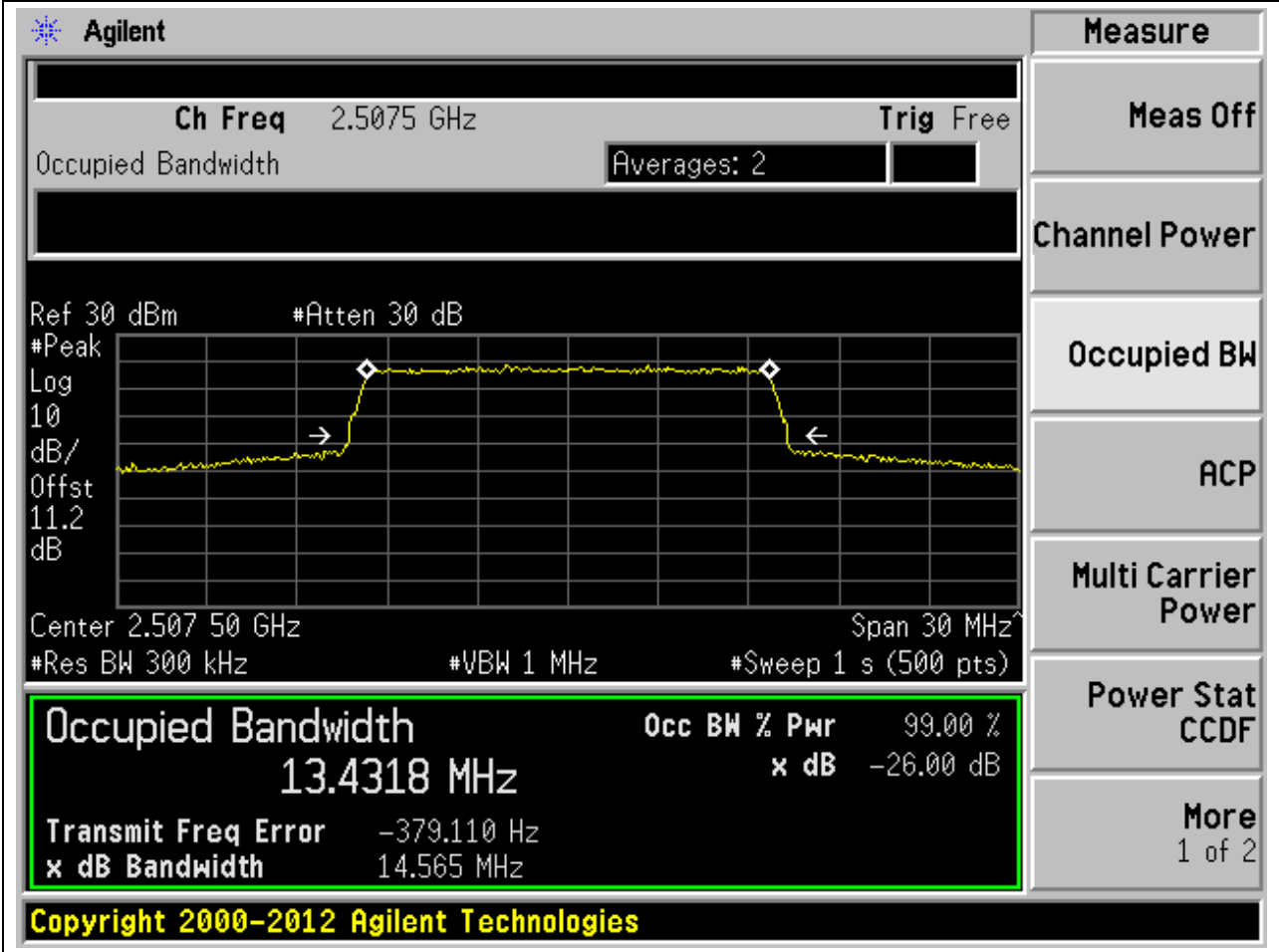
4.9. LTE Occupied Bandwidth(NTNV)(Subtest:9, Channel:21400, Bandwidth:10, Modulation:QPSK, RB Number: 50, RB Position:LOW)

Center Frequency (MHz)	OBW Power (%)	XdB Down (dB)	RBW (MHz)	Detector	OBW (MHz)	XdB Bandwidth (MHz)	Upper Limit (MHz)	Verdict
2565	99	26	0.2	Peak	8.935	9.708	10	Pass



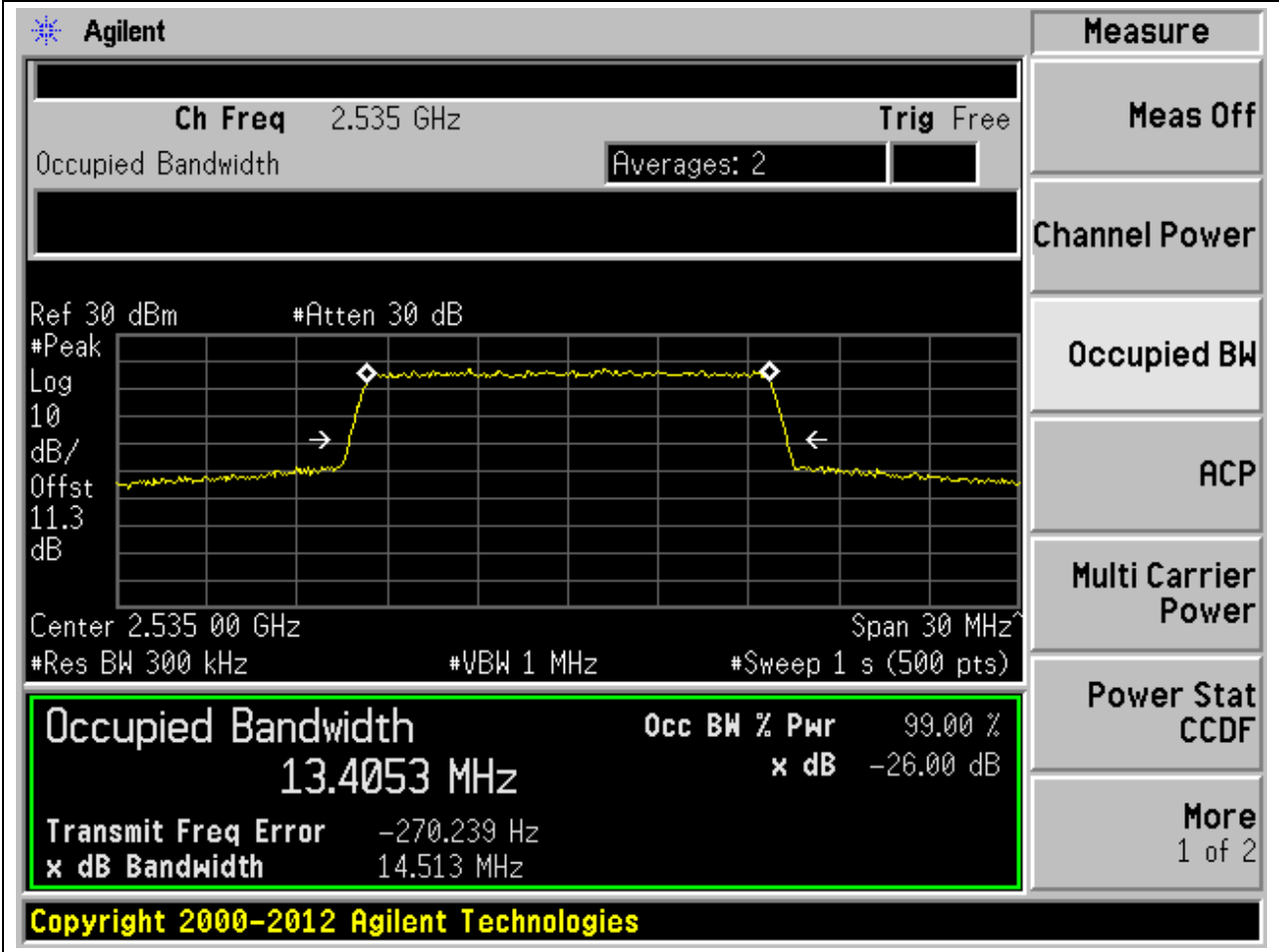
4.10. LTE Occupied Bandwidth(NTNV)(Subtest:10, Channel:20825, Bandwidth:15, Modulation:QPSK, RB Number: 75, RB Position:LOW)

Center Frequency (MHz)	OBW Power (%)	XdB Down (dB)	RBW (MHz)	Detector	OBW (MHz)	XdB Bandwidth (MHz)	Upper Limit (MHz)	Verdict
2507.5	99	26	0.3	Peak	13.432	14.565	15	Pass



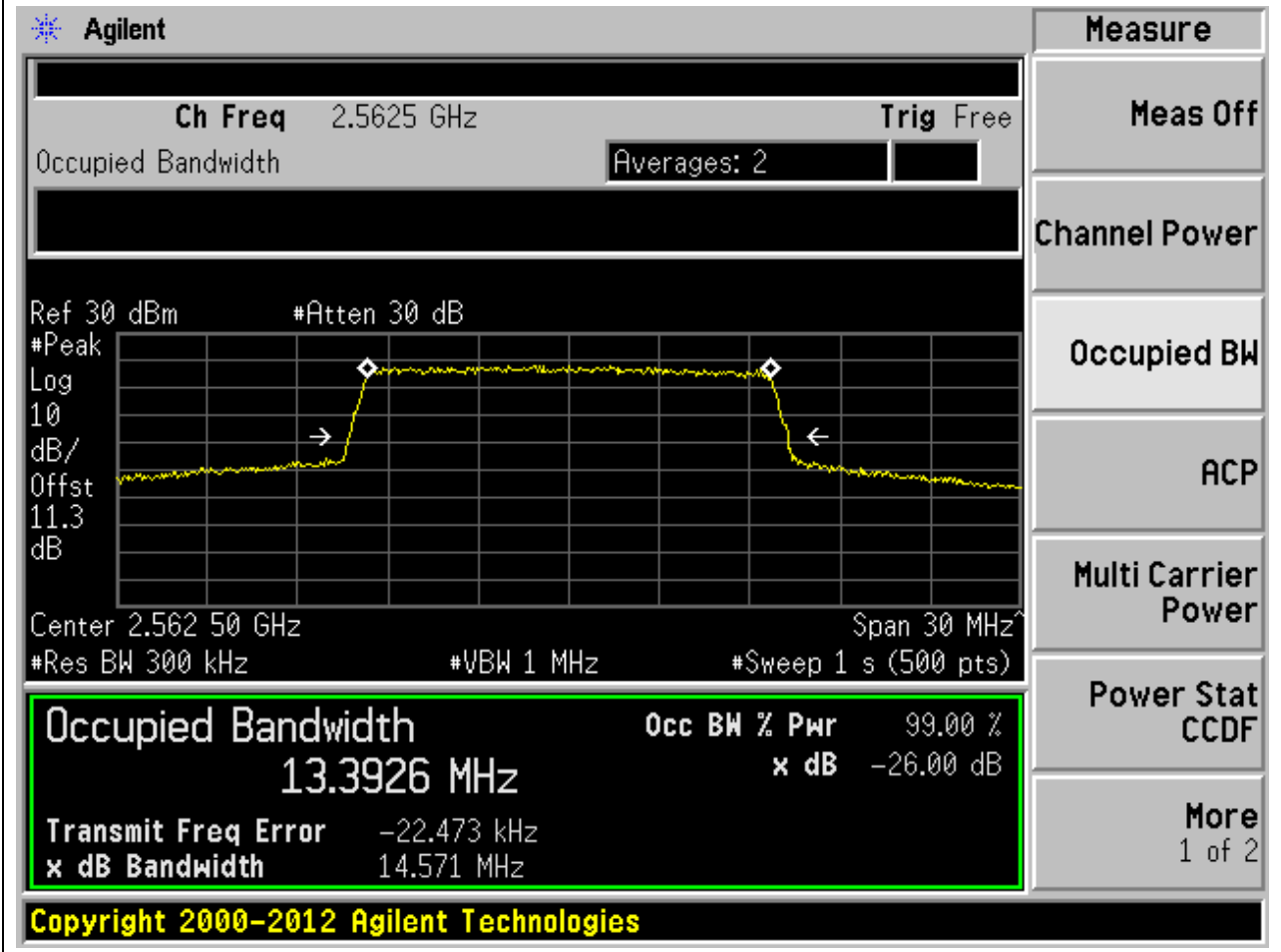
4.11. LTE Occupied Bandwidth(NTNV)(Subtest:11, Channel:21100, Bandwidth:15, Modulation:QPSK, RB Number: 75, RB Position:LOW)

Center Frequency (MHz)	OBW Power (%)	XdB Down (dB)	RBW (MHz)	Detector	OBW (MHz)	XdB Bandwidth (MHz)	Upper Limit (MHz)	Verdict
2535	99	26	0.3	Peak	13.405	14.513	15	Pass



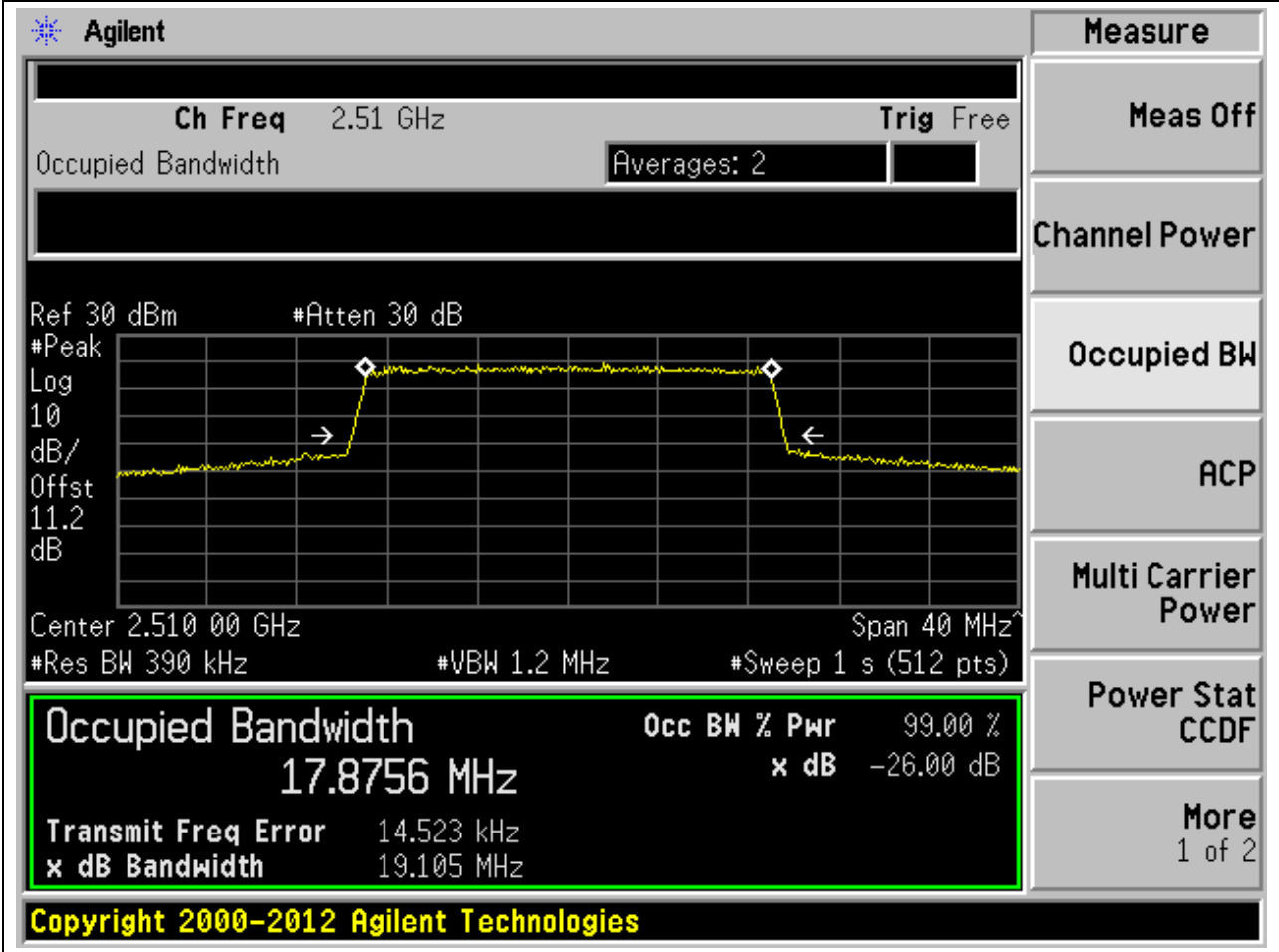
4.12. LTE Occupied Bandwidth(NTNV)(Subtest:12, Channel:21375, Bandwidth:15, Modulation:QPSK, RB Number: 75, RB Position:LOW)

Center Frequency (MHz)	OBW Power (%)	XdB Down (dB)	RBW (MHz)	Detector	OBW (MHz)	XdB Bandwidth (MHz)	Upper Limit (MHz)	Verdict
2562.5	99	26	0.3	Peak	13.393	14.571	15	Pass

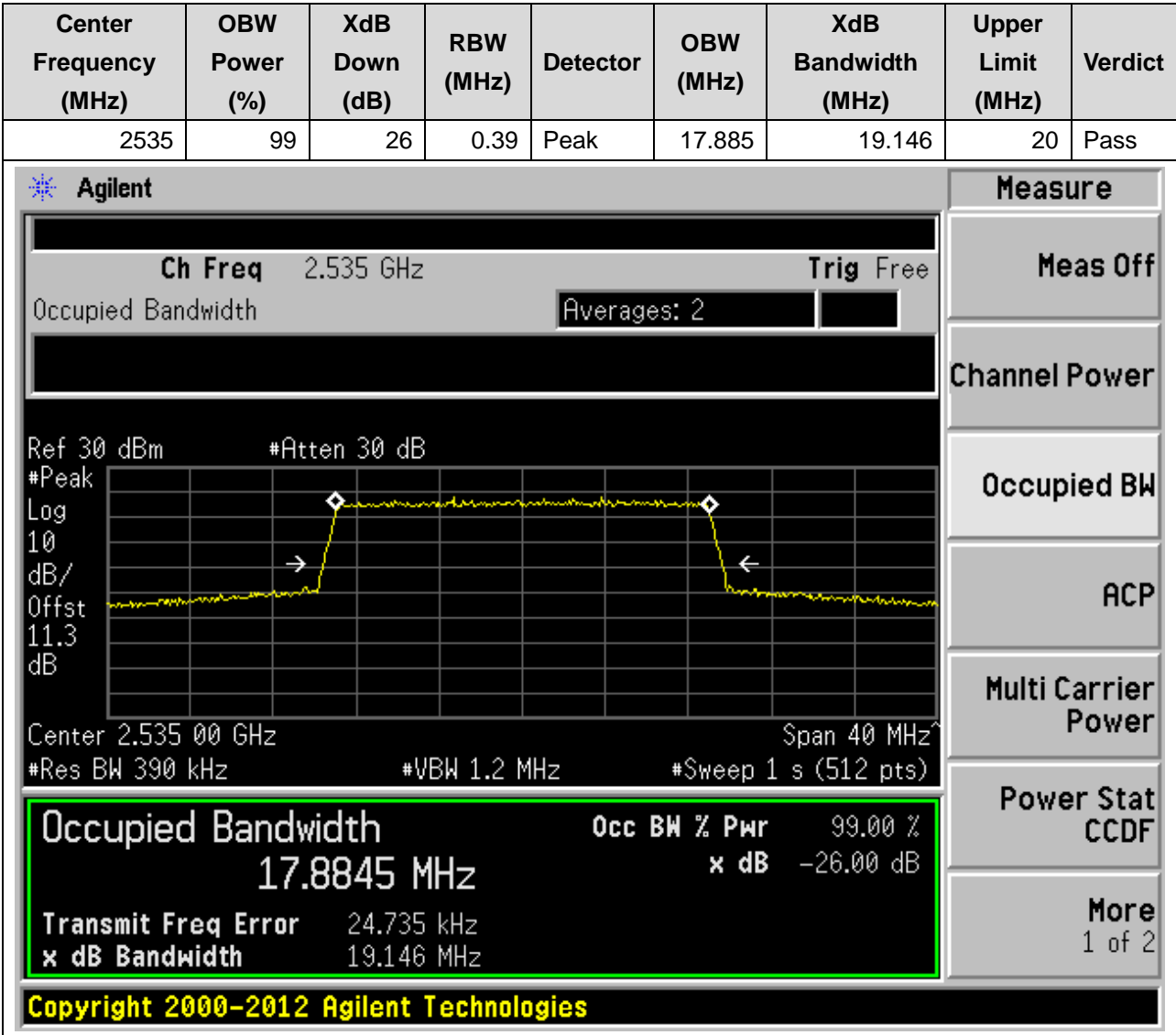


4.13. LTE Occupied Bandwidth(NTNV)(Subtest:13, Channel:20850, Bandwidth:20, Modulation:QPSK, RB Number: 100, RB Position:LOW)

Center Frequency (MHz)	OBW Power (%)	XdB Down (dB)	RBW (MHz)	Detector	OBW (MHz)	XdB Bandwidth (MHz)	Upper Limit (MHz)	Verdict
2510	99	26	0.39	Peak	17.876	19.105	20	Pass

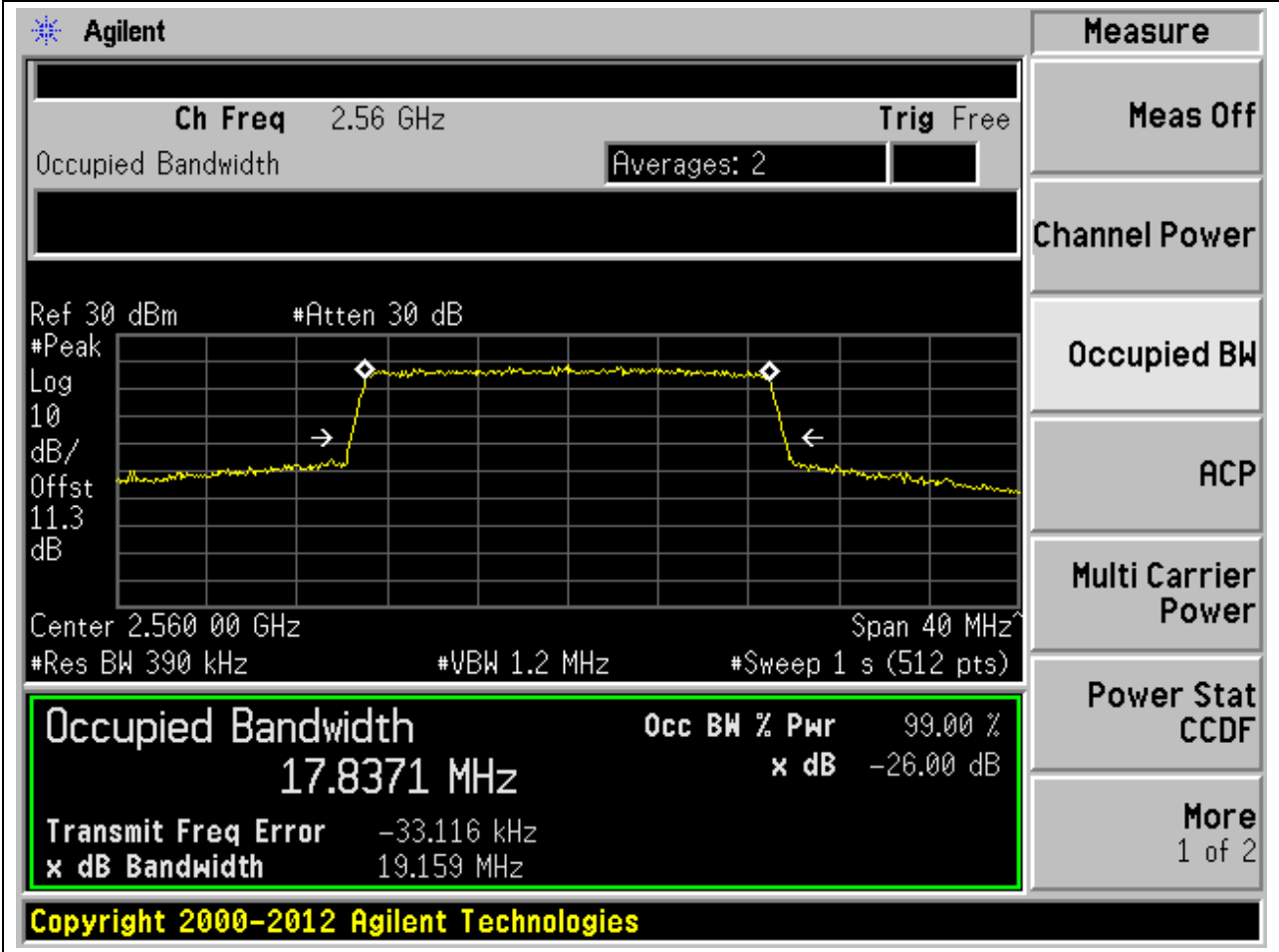


4.14. LTE Occupied Bandwidth(NTNV)(Subtest:14, Channel:21100, Bandwidth:20, Modulation:QPSK, RB Number: 100, RB Position:LOW)



4.15. LTE Occupied Bandwidth(NTNV)(Subtest:15, Channel:21350, Bandwidth:20, Modulation:QPSK, RB Number: 100, RB Position:LOW)

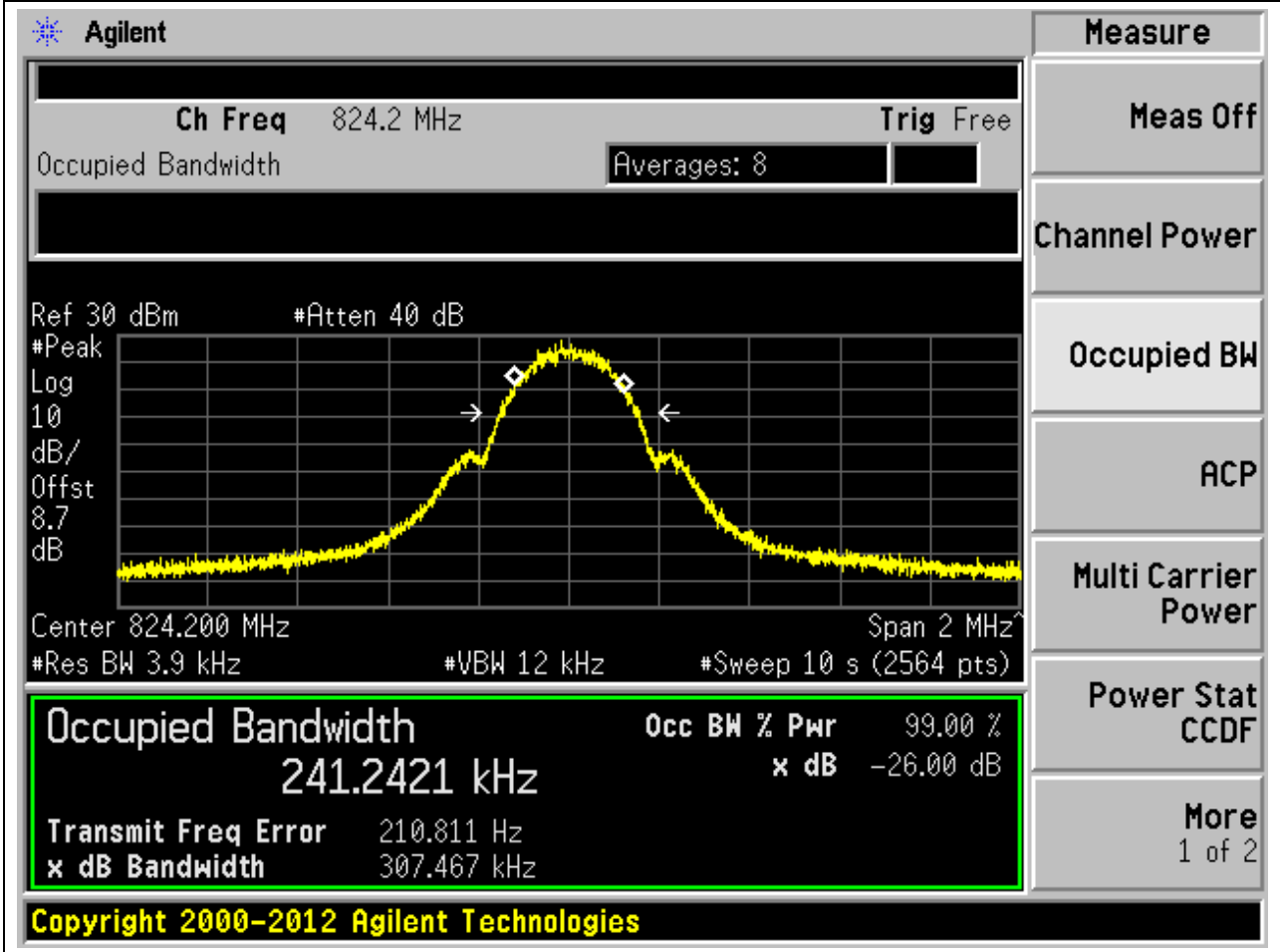
Center Frequency (MHz)	OBW Power (%)	XdB Down (dB)	RBW (MHz)	Detector	OBW (MHz)	XdB Bandwidth (MHz)	Upper Limit (MHz)	Verdict
2560	99	26	0.39	Peak	17.837	19.159	20	Pass



5. GPRS_GSM850

5.1. GPRS Occupied Bandwidth(NTNV)(Channel:128)

Center Frequency (MHz)	OBW Power (%)	XdB Down (dB)	RBW (MHz)	Detector	OBW (MHz)	XdB Bandwidth (MHz)	Upper Limit (MHz)	Verdict
824.2	99	26	0.004	Peak	0.241	0.307	0.3	Pass



5.2. GPRS Occupied Bandwidth(NTNV)(Channel:190)

Center Frequency (MHz)	OBW Power (%)	XdB Down (dB)	RBW (MHz)	Detector	OBW (MHz)	XdB Bandwidth (MHz)	Upper Limit (MHz)	Verdict
836.6	99	26	0.004	Peak	0.243	0.311	0.3	Pass

Agilent

Measure
Meas Off
Channel Power
Occupied BW
ACP
Multi Carrier Power
Power Stat
CCDF
More
1 of 2

Ch Freq 836.6 MHz Trig Free

Occupied Bandwidth Averages: 8

Ref 30 dBm #Atten 40 dB

#Peak Log 10 dB/ Offst 8.73 dB

Center 836.600 0 MHz Span 2 MHz

#Res BW 3.9 kHz #VBW 12 kHz #Sweep 10 s (2564 pts)

Occupied Bandwidth	Occ BW % Pwr 99.00 %
243.2802 kHz	x dB -26.00 dB
Transmit Freq Error -110.371 Hz	
x dB Bandwidth 311.039 kHz	

Copyright 2000-2012 Agilent Technologies

5.3. GPRS Occupied Bandwidth(NTNV)(Channel:251)

Center Frequency (MHz)	OBW Power (%)	XdB Down (dB)	RBW (MHz)	Detector	OBW (MHz)	XdB Bandwidth (MHz)	Upper Limit (MHz)	Verdict
848.8	99	26	0.004	Peak	0.243	0.313	0.3	Pass

Agilent

Ch Freq 848.8 MHz Trig Free

Occupied Bandwidth Averages: 8

Ref 30 dBm #Atten 40 dB

#Peak Log 10 dB/ Offst 8.76 dB

Center 848.800 0 MHz Span 2 MHz

#Res BW 3.9 kHz #VBW 12 kHz #Sweep 10 s (2564 pts)

Occupied Bandwidth	Occ BW % Pwr	99.00 %
243.4364 kHz	x dB	-26.00 dB
Transmit Freq Error	-242.019 Hz	
x dB Bandwidth	312.906 kHz	

Copyright 2000-2012 Agilent Technologies

Measure

Meas Off

Channel Power

Occupied BW

ACP

Multi Carrier Power

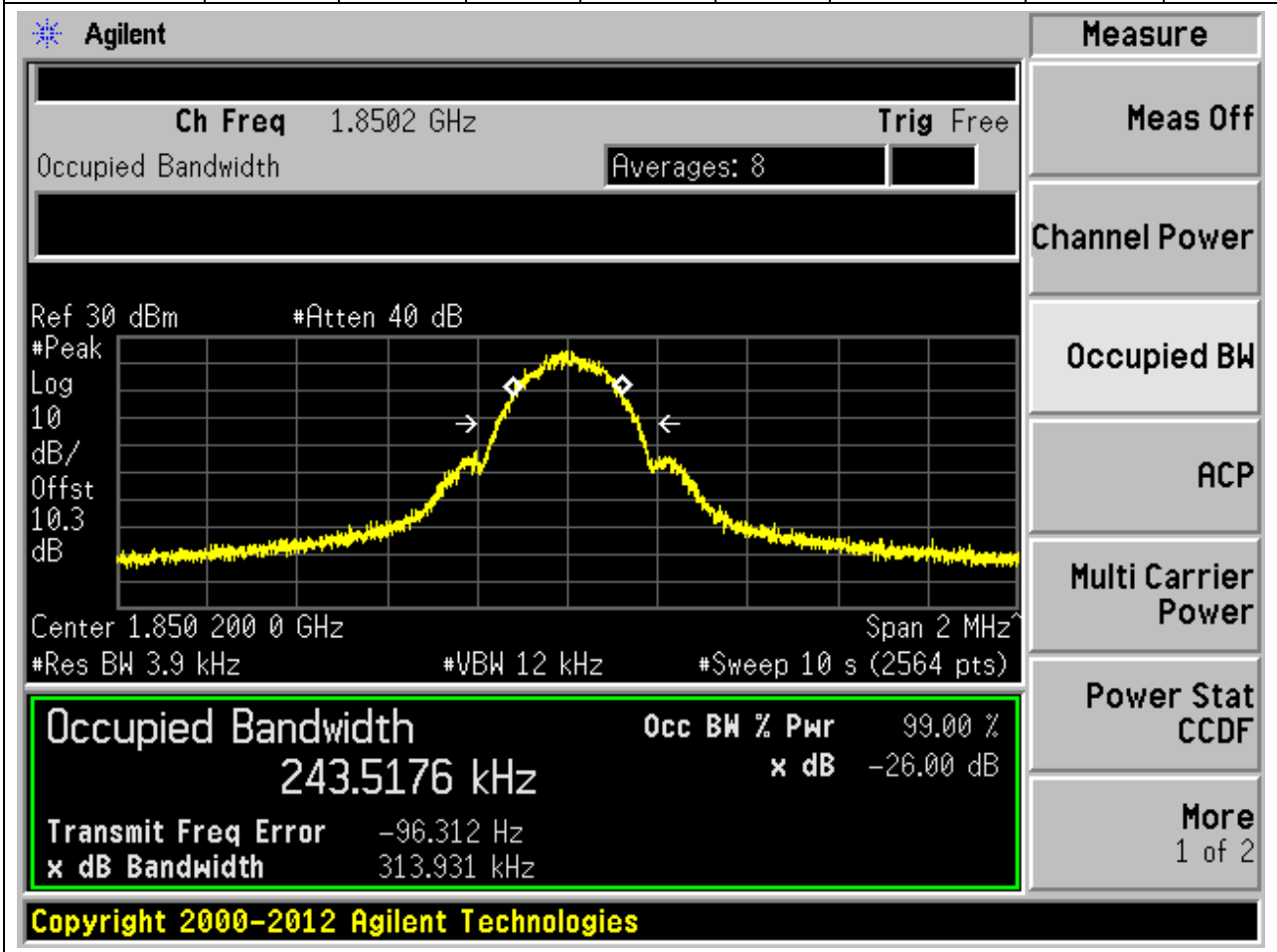
Power Stat CCDF

More
1 of 2

6. GPRS_PCS

6.1. GPRS Occupied Bandwidth(NTNV)(Channel:512)

Center Frequency (MHz)	OBW Power (%)	XdB Down (dB)	RBW (MHz)	Detector	OBW (MHz)	XdB Bandwidth (MHz)	Upper Limit (MHz)	Verdict
1850.2	99	26	0.004	Peak	0.244	0.314	0.3	Pass



6.2. GPRS Occupied Bandwidth(NTNV)(Channel:661)

Center Frequency (MHz)	OBW Power (%)	XdB Down (dB)	RBW (MHz)	Detector	OBW (MHz)	XdB Bandwidth (MHz)	Upper Limit (MHz)	Verdict
1880	99	26	0.004	Peak	0.244	0.309	0.3	Pass

Agilent

Ch Freq 1.88 GHz Trig Free

Occupied Bandwidth Averages: 8

Ref 30 dBm #Atten 40 dB

#Peak Log 10 dB/Offst 10.3 dB

Center 1.880 000 0 GHz Span 2 MHz

#Res BW 3.9 kHz #VBW 12 kHz #Sweep 10 s (2564 pts)

Occupied Bandwidth	Occ BW % Pwr	99.00 %
243.6074 kHz	x dB	-26.00 dB
Transmit Freq Error	-146.914 Hz	
x dB Bandwidth	308.786 kHz	

Copyright 2000-2012 Agilent Technologies

Measure

Meas Off

Channel Power

Occupied BW

ACP

Multi Carrier Power

Power Stat CCDF

More 1 of 2

6.3. GPRS Occupied Bandwidth(NTNV)(Channel:810)

Center Frequency (MHz)	OBW Power (%)	XdB Down (dB)	RBW (MHz)	Detector	OBW (MHz)	XdB Bandwidth (MHz)	Upper Limit (MHz)	Verdict
1909.8	99	26	0.004	Peak	0.241	0.311	0.3	Pass

Agilent

Measure

Ch Freq 1.9098 GHz
Trig Free

Occupied Bandwidth
Averages: 8

Ref 30 dBm #Atten 40 dB

#Peak Log 10 dB/Offst 10.4 dB

Center 1.909 800 0 GHz Span 2 MHz

#Res BW 3.9 kHz #VBW 12 kHz #Sweep 10 s (2564 pts)

Occupied Bandwidth	Occ BW % Pwr	99.00 %
241.4312 kHz	x dB	-26.00 dB
Transmit Freq Error	-336.129 Hz	
x dB Bandwidth	311.177 kHz	

Copyright 2000-2012 Agilent Technologies

Meas Off

Channel Power

Occupied BW

ACP

Multi Carrier Power

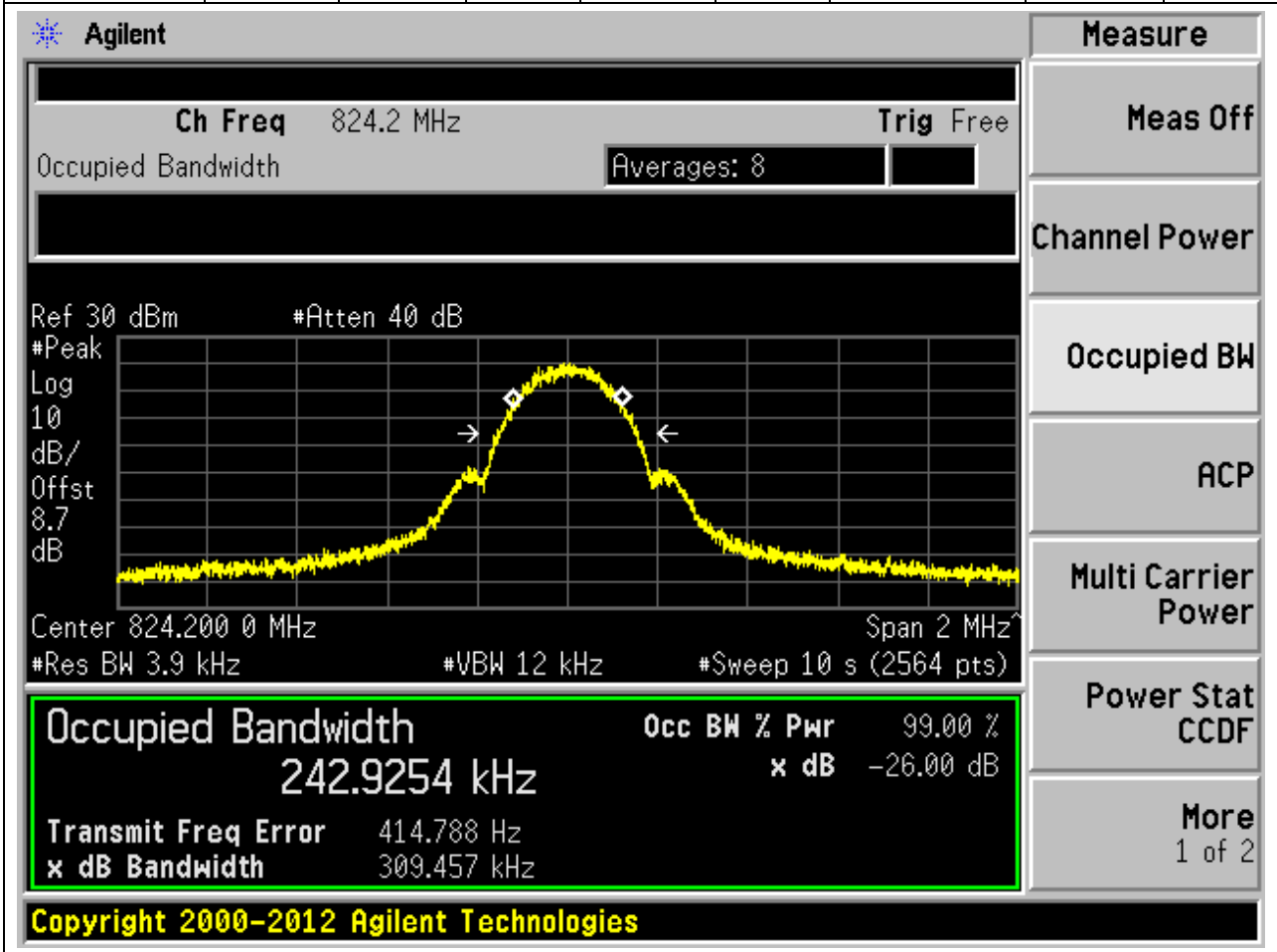
Power Stat CCDF

More
1 of 2

7. EGPRS_GSM850

7.1. EGPRS Occupied Bandwidth(NTNV)(Channel:128)

Center Frequency (MHz)	OBW Power (%)	XdB Down (dB)	RBW (MHz)	Detector	OBW (MHz)	XdB Bandwidth (MHz)	Upper Limit (MHz)	Verdict
824.2	99	26	0.004	Peak	0.243	0.309	0.3	Pass



7.2. EGPRS Occupied Bandwidth(NTNV)(Channel:190)

Center Frequency (MHz)	OBW Power (%)	XdB Down (dB)	RBW (MHz)	Detector	OBW (MHz)	XdB Bandwidth (MHz)	Upper Limit (MHz)	Verdict
836.6	99	26	0.004	Peak	0.243	0.312	0.3	Pass

Agilent

Measure

Ch Freq 836.6 MHz Trig Free

Occupied Bandwidth Averages: 8

Ref 30 dBm #Atten 40 dB

#Peak Log 10 dB/Offst 8.73 dB

Center 836.600 0 MHz Span 2 MHz

#Res BW 3.9 kHz #VBW 12 kHz #Sweep 10 s (2564 pts)

Occupied Bandwidth	Occ BW % Pwr 99.00 %
242.7554 kHz	x dB -26.00 dB
Transmit Freq Error -251.696 Hz	
x dB Bandwidth 311.520 kHz	

Meas Off

Channel Power

Occupied BW

ACP

Multi Carrier Power

Power Stat CCDF

More

1 of 2

Copyright 2000-2012 Agilent Technologies

7.3. EGPRS Occupied Bandwidth(NTNV)(Channel:251)

Center Frequency (MHz)	OBW Power (%)	XdB Down (dB)	RBW (MHz)	Detector	OBW (MHz)	XdB Bandwidth (MHz)	Upper Limit (MHz)	Verdict
848.8	99	26	0.004	Peak	0.242	0.302	0.3	Pass

Agilent

Ch Freq 848.8 MHz Trig Free

Occupied Bandwidth Averages: 10

Ref 30 dBm #Atten 40 dB

#Peak Log 10 dB/ Offst 8.76 dB

Center 848.800 0 MHz Span 2 MHz

#Res BW 3.9 kHz #VBW 12 kHz #Sweep 10 s (2564 pts)

Occupied Bandwidth Occ BW % Pwr 99.00 %

241.9722 kHz x dB -26.00 dB

Transmit Freq Error 463.166 Hz

x dB Bandwidth 302.321 kHz

Copyright 2000-2012 Agilent Technologies

Measure

Meas Off

Channel Power

Occupied BW

ACP

Multi Carrier Power

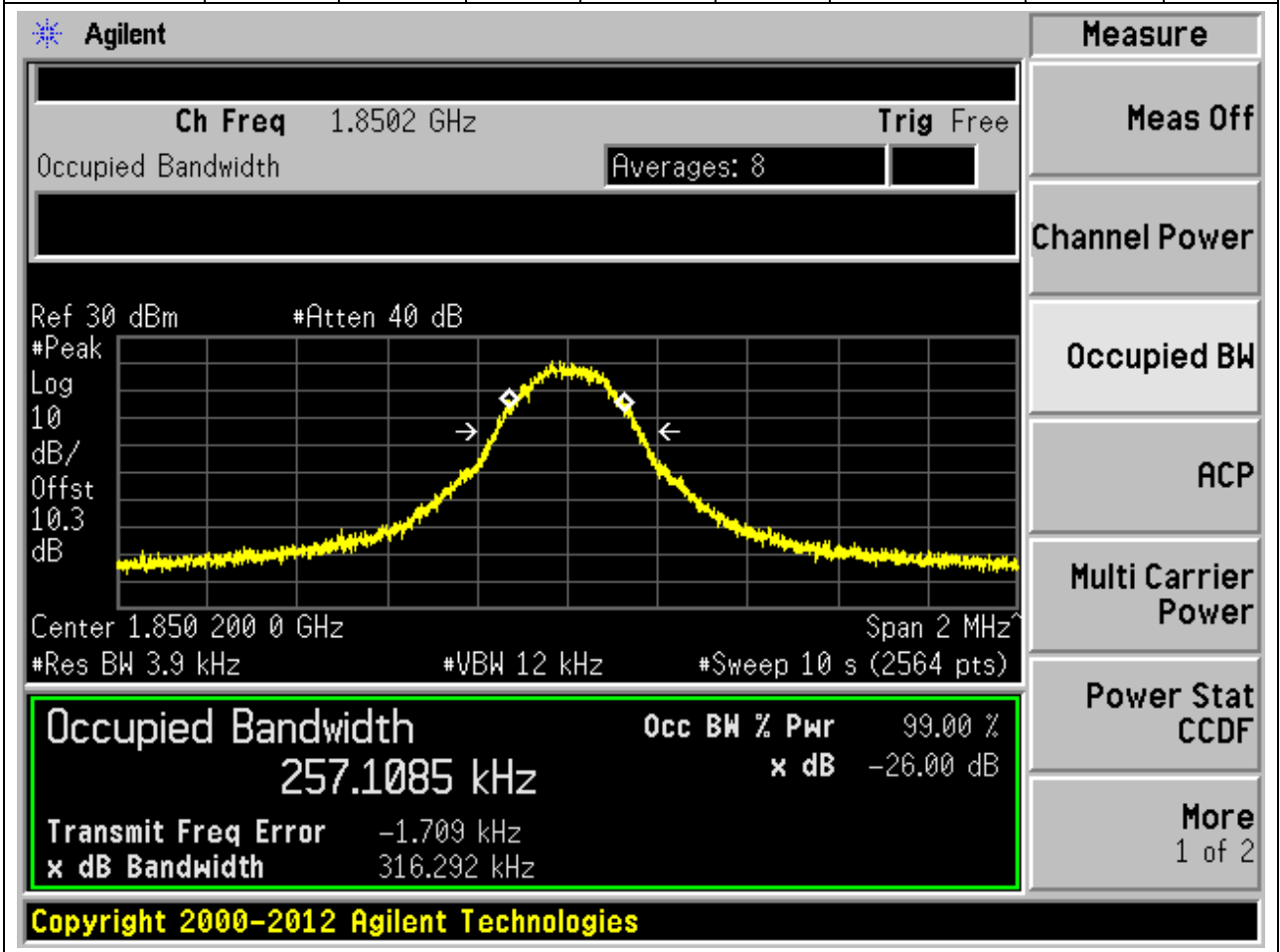
Power Stat CCDF

More 1 of 2

8. EGPRS_PCS

8.1. EGPRS Occupied Bandwidth(NTNV)(Channel:512)

Center Frequency (MHz)	OBW Power (%)	XdB Down (dB)	RBW (MHz)	Detector	OBW (MHz)	XdB Bandwidth (MHz)	Upper Limit (MHz)	Verdict
1850.2	99	26	0.004	Peak	0.257	0.316	0.3	Pass



8.2. EGPRS Occupied Bandwidth(NTNV)(Channel:661)

Center Frequency (MHz)	OBW Power (%)	XdB Down (dB)	RBW (MHz)	Detector	OBW (MHz)	XdB Bandwidth (MHz)	Upper Limit (MHz)	Verdict
1880	99	26	0.004	Peak	0.254	0.329	0.3	Pass

Agilent

Ch Freq 1.88 GHz Trig Free

Occupied Bandwidth Averages: 8

Ref 30 dBm #Atten 40 dB

#Peak Log 10 dB/Offst 10.3 dB

Center 1.880 000 GHz Span 2 MHz

#Res BW 3.9 kHz #VBW 12 kHz #Sweep 10 s (2564 pts)

Occupied Bandwidth	Occ BW % Pwr	99.00 %
253.9676 kHz	x dB	-26.00 dB
Transmit Freq Error	-413.554 Hz	
x dB Bandwidth	329.040 kHz	

Copyright 2000-2012 Agilent Technologies

Measure

Meas Off

Channel Power

Occupied BW

ACP

Multi Carrier Power

Power Stat CCDF

More
1 of 2

8.3. EGPRS Occupied Bandwidth(NTNV)(Channel:810)

Center Frequency (MHz)	OBW Power (%)	XdB Down (dB)	RBW (MHz)	Detector	OBW (MHz)	XdB Bandwidth (MHz)	Upper Limit (MHz)	Verdict
1909.8	99	26	0.004	Peak	0.254	0.321	0.3	Pass

Agilent

Measure
 Meas Off
 Channel Power
 Occupied BW
 ACP
 Multi Carrier Power
 Power Stat CCDF
 More
 1 of 2

Ch Freq 1.9098 GHz Trig Free

Occupied Bandwidth Averages: 10

Ref 30 dBm #Atten 40 dB

#Peak Log 10 dB/ Offst 10.4 dB

Center 1.909 800 0 GHz Span 2 MHz

#Res BW 3.9 kHz #VBW 12 kHz #Sweep 10 s (2564 pts)

Occupied Bandwidth	Occ BW % Pwr	99.00 %
253.8590 kHz	x dB	-26.00 dB
Transmit Freq Error	-213.578 Hz	
x dB Bandwidth	320.853 kHz	

Copyright 2000-2012 Agilent Technologies

--BLANK BELOW--