



TEST SETUP PHOTOS for Part 22&24

Occupied Bandwidth, Modulation Characteristic, Conducted Power Measurement, Spurious Emission At Antenna Terminals (+/- 1MHz), Conducted Spurious Emission Measurement Setup




Frequency Stability Under Temperature & Voltage Variations Setup



Radiated Spurious Measurement(below 30MHz) Setup



ERP Test, Radiated Spurious Measurement(30MHz to 1GHz) Setup



Radiated Spurious Measurement (Above 1GHz), EIRP Test Setup

