




Test Set-up photos for GL200

Peak Output Power / Occupied Bandwidth / Band Edge / Spurious Conducted Emission:




ERP/EIRP & Spurious Radiation Emission:






X Axis



Y Axis



Z Axis

Frequency Deviation:

