



## Test Set-up photos for CP100

### 1. GSM section:

Peak Output Power / Occupied Bandwidth / Band Edge / Spurious Conducted Emission:



ERP/EIRP & Spurious Radiation Emission:





X Axis




Y Axis




**Z Axis**

Frequency Deviation:



**2. WiFi section:  
Radiation Emission**





**X Axis**



**Y Axis**



Z Axis

### RF Conducted

