



Annex C EUT Internal Photos




211147eut_11:EUT inside view 3




211147eut_12:EUT connector PCB bottom view

Annex C EUT Internal Photos




211147eut_13:EUT connector PCB top view




211147eut_17:EUT build in RFID reader PCB top view *1

Annex C EUT Internal Photos




211147eut_18:EUT build in RFID reader PCB bottom view*1



211147eut_19:EUT build in RFID reader PCB front view*1

Annex C EUT Internal Photos



211147eut_20:EUT build in RFID reader PCB rear view*¹

Remark ^{*1}: These pictures were taken from a separate PCB delivered by the applicant, because the test sample was grouted.