



## Internal photographs of TN-UHF-Q300-NA Series




TN-UHF-Q300-NA-CDS, internal view 1 (housing opened)

## Internal photographs of TN-UHF-Q300-NA Series




TN-UHF-Q300-NA-CDS, internal view 2 (antenna removed)

## Internal photographs of TN-UHF-Q300-NA Series




TN-UHF-Q300-NA-CDS, internal view 3 (PCBs removed)

**Internal photographs of TN-UHF-Q300-NA Series**




**TN-UHF-Q300-NA-CDS, antenna coupler PCB, top view**

Internal photographs of TN-UHF-Q300-NA Series




TN-UHF-Q300-NA-CDS, antenna coupler PCB, bottom view

**Internal photographs of TN-UHF-Q300-NA Series**




TN-UHF-Q300-NA-CDS, antenna director PCB, top view (supplied by the applicant)

**Internal photographs of TN-UHF-Q300-NA Series**



TN-UHF-Q300-NA-CDS, antenna director PCB, bottom view (supplied by the applicant)


## Internal photographs of TN-UHF-Q300-NA Series



TN-UHF-Q300-NA-CDS, rf PCB, top view




**Internal photographs of TN-UHF-Q300-NA Series**




TN-UHF-Q300-NA-CDS, rf PCB, bottom view

## Internal photographs of TN-UHF-Q300-NA Series




TN-UHF-Q300-NA-CDS, digital PCB, top view

**Internal photographs of TN-UHF-Q300-NA Series**



TN-UHF-Q300-NA-CDS, digital PCB, bottom view

**Internal photographs of TN-UHF-Q300-NA Series**



TN-UHF-Q300-NA-CDS, antenna director inside top housing