



No. 1 Workshop, M-10, Middle section, Science & Technology Park,  
 Shenzhen, Guangdong, China 518057

Telephone: +86 (0) 755 2601 2053  
 Fax: +86 (0) 755 2671 0594  
 Email: ee.shenzhen@sgs.com

Report No.: SZEM170600652003

Page: 1 of 6

# SAR Evaluation Report

**Application No.:** SZEM1706006520CR  
**Applicant:** Logitech Far East Ltd  
**Address of Applicant:** No. 2, Creation Road IV Science-Based Industrial Park Hsin-Chu Taiwan  
**Manufacturer:** Logitech Far East Ltd  
**Address of Manufacturer:** No. 2, Creation Road IV Science-Based Industrial Park Hsin-Chu Taiwan  
**Equipment Under Test (EUT):**  
**EUT Name:** A20 Wireless Headset  
**Model No.:** A20G01 ♣  
 ♣ Please refer to section 4.1 of this report which indicates which sample was actually tested and which were electrically identical.  
**Trade mark:** ASTRO  
  
**FCC ID:** YQ6-A20G01  
**Standards:** 47 CFR Part 1.1307  
 47 CFR Part 2.1093  
 KDB447498D01 General RF Exposure Guidance v06  
**Date of Receipt:** 2017-06-28  
**Date of Test:** 2017-07-08 to 2017-07-17  
**Date of Issue:** 2017-07-24

<b>Test Result :</b>	<b>PASS*</b>
----------------------	--------------

\* In the configuration tested, the EUT complied with the standards specified above.



Jack Zhang  
 EMC Laboratory Manager

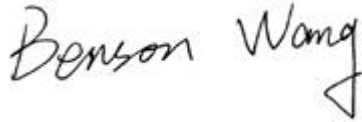

The manufacturer should ensure that all products in series production are in conformity with the product sample detailed in this report. If the product in this report is used in any configuration other than that detailed in the report, the manufacturer must ensure the new system complies with all relevant standards. Any mention of SGS International Electrical Approvals or testing done by SGS International Electrical Approvals in connection with, distribution or use of the product described in this report must be approved by SGS International Electrical Approvals in writing.

This document is issued by the Company subject to its General Conditions of Service printed overleaf, available on request or accessible at <http://www.sgs.com/en/Terms-and-Conditions.aspx> and, for electronic format documents, subject to Terms and Conditions for Electronic Documents at <http://www.sgs.com/en/Terms-and-Conditions/Terms-e-Document.aspx>. Attention is drawn to the limitation of liability, indemnification and jurisdiction issues defined therein. Any holder of this document is advised that information contained hereon reflects the Company's findings at the time of its intervention only and within the limits of Client's instructions, if any. The Company's sole responsibility is to its Client and this document does not exonerate parties to a transaction from exercising all their rights and obligations under the transaction documents. This document cannot be reproduced except in full, without prior written approval of the Company. Any unauthorized alteration, forgery or falsification of the content or appearance of this document is unlawful and offenders may be prosecuted to the fullest extent of the law. Unless otherwise stated the results shown in this test report refer only to the sample(s) tested and such sample(s) are retained for 30 days only.



## 2 Version

Revision Record				
Version	Chapter	Date	Modifier	Remark
01		2017-07-24		Original

Authorized for issue by:				
				
		<hr/>		
		Benson Wang /Project Engineer		
				
		<hr/>		
		Eric Fu /Reviewer		




### 3 Contents

	Page
1 COVER PAGE .....	1
2 VERSION.....	2
3 CONTENTS.....	3
4 GENERAL INFORMATION .....	4
4.1 GENERAL DESCRIPTION OF EUT.....	4
4.2 TEST LOCATION .....	5
4.3 TEST FACILITY .....	5
4.4 DEVIATION FROM STANDARDS .....	5
4.5 ABNORMALITIES FROM STANDARD CONDITIONS .....	5
4.6 OTHER INFORMATION REQUESTED BY THE CUSTOMER .....	5
5 SAR EVALUATION.....	6
5.1 RF EXPOSURE COMPLIANCE REQUIREMENT.....	6
5.1.1 <i>Standard Requirement</i> .....	6
5.1.2 <i>Limits</i> .....	6
5.1.3 <i>EUT RF Exposure</i> .....	6



## 4 General Information

### 4.1 General Description of EUT

Product Name:	A20 Wireless Headset
Model No.:	A20G01
Trade Mark:	ASTRO 
Operation Frequency:	5.745-5.825GHz.
Channel Numbers:	5G WiFi, 802.11a(VHT20):5 channels
Modulation Type	For 802.11a: OFDM(8PSK/QPSK/16QAM/64QAM)
Sample Type:	Portable
Antenna Type:	Integral
Antenna Gain:	Antenna 1: 3.99dBi, Antenna 2: 4.25dBi (The two antenna can not simultaneous transmission.)
Power Supply	Li-polymer Battery: 3.7V 1000mAh (charge by usb port)

**Remark:**

Model No.: A20G01

There are two colours of the above model, only the sample with green was tested fully, since the electrical circuit design, PCB layout, components used and internal wiring and functions were identical for the above samples, with only difference being colour.



## 4.2 Test Location

All tests were performed at:

SGS-CSTC Standards Technical Services Co., Ltd. Shenzhen Branch

No. 1 Workshop, M-10, Middle section, Science & Technology Park, Shenzhen, Guangdong, China  
518057

Telephone: +86 (0) 755 2601 2053 Fax: +86 (0) 755 2671 0594

No tests were sub-contracted.

## 4.3 Test Facility

The test facility is recognized, certified, or accredited by the following organizations:

- **CNAS (No. CNAS L2929)**

CNAS has accredited SGS-CSTC Standards Technical Services Co., Ltd. Shenzhen Branch EMC Lab to ISO/IEC 17025:2005 General Requirements for the Competence of Testing and Calibration Laboratories (CNAS-CL01 Accreditation Criteria for the Competence of Testing and Calibration Laboratories) for the competence in the field of testing.

- **A2LA (Certificate No. 3816.01)**

SGS-CSTC Standards Technical Services Co., Ltd., Shenzhen EMC Laboratory is accredited by the American Association for Laboratory Accreditation(A2LA). Certificate No. 3816.01.

- **VCCI**

The 10m Semi-anechoic chamber and Shielded Room of SGS-CSTC Standards Technical Services Co., Ltd. have been registered in accordance with the Regulations for Voluntary Control Measures with Registration No.: G-823, R-4188, T-1153 and C-2383 respectively.

- **FCC – Registration No.: 556682**

SGS-CSTC Standards Technical Services Co., Ltd., Shenzhen EMC Laboratory has been registered and fully described in a report filed with the (FCC) Federal Communications Commission. The acceptance letter from the FCC is maintained in our files. Registration No.: 556682.

- **Industry Canada (IC)**

Two 3m Semi-anechoic chambers and the 10m Semi-anechoic chamber of SGS-CSTC Standards Technical Services Co., Ltd. Shenzhen Branch EMC Lab have been registered by Certification and Engineering Bureau of Industry Canada for radio equipment testing with Registration No.: 4620C-1, 4620C-2, 4620C-3.

## 4.4 Deviation from Standards

None.

## 4.5 Abnormalities from Standard Conditions

None.

## 4.6 Other Information Requested by the Customer

None.



## 5 SAR Evaluation

### 5.1 RF Exposure Compliance Requirement

#### 5.1.1 Standard Requirement

According to KDB447498D01 General RF Exposure Guidance v06

##### 4.3.1. Standalone SAR test exclusion considerations

Unless specifically required by the published RF exposure KDB procedures, standalone 1-g head or body and 10-g extremity SAR evaluation for general population exposure conditions, by measurement or numerical simulation, is not required when the corresponding SAR Exclusion Threshold condition, listed below, is satisfied.

#### 5.1.2 Limits

The 1-g and 10-g SAR test exclusion thresholds for 100 MHz to 6 GHz at test separation distances  $\leq 50$  mm are determined by:

$$\left[ \frac{(\text{max. power of channel, including tune-up tolerance, mW})}{(\text{min. test separation distance, mm})} \cdot \sqrt{f(\text{GHz})} \right] \leq 3.0$$
 for 1-g SAR and  $\leq 7.5$  for 10-g extremity SAR, where

$f(\text{GHz})$  is the RF channel transmit frequency in GHz

Power and distance are rounded to the nearest mW and mm before calculation<sup>17</sup>

The result is rounded to one decimal place for comparison

The test exclusions are applicable only when the minimum test separation distance is  $\leq 50$  mm and for transmission frequencies between 100 MHz and 6 GHz. When the minimum test separation distance is  $< 5$  mm, a distance of 5 mm is applied to determine SAR test exclusion

#### 5.1.3 EUT RF Exposure

The normal conducted output power is 3.89dBm (tolerance: +/- 2dB).

The Max Conducted Peak Output Power 5.89 dBm on the highest chanr 5.825 GHz

5.89 dBm logarithmic terms convert to numeric result is nearly 3.88 mW

According to the formula. calculate the test exclusion thresholds:

$$\left[ \frac{(\text{max. power of channel, including tune-up tolerance, mW})}{(\text{min. test separation distance, mm})} \cdot \sqrt{f(\text{GHz})} \right]$$

General RF Exposure =  $(3.88 \text{ mW} / 5 \text{ mm}) \times \sqrt{5.825 \text{ GHz}} = 1.87$  (1)

SAR requirement:

$S = 3.0$  (2)

(1) < (2)

So the SAR report is not required.