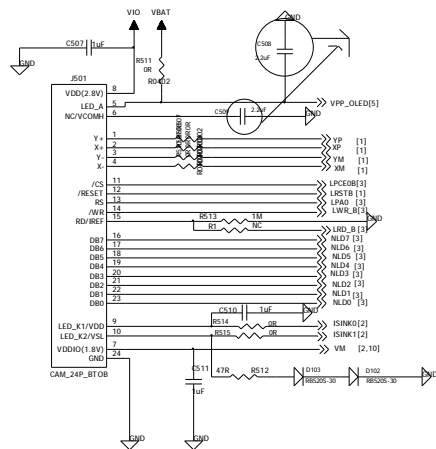
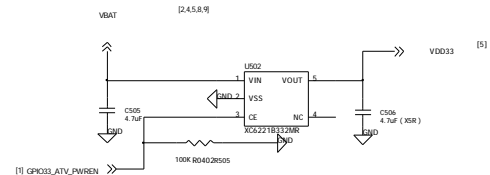
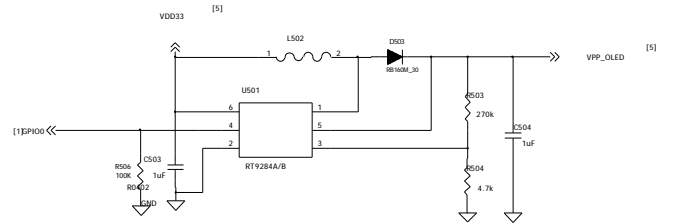
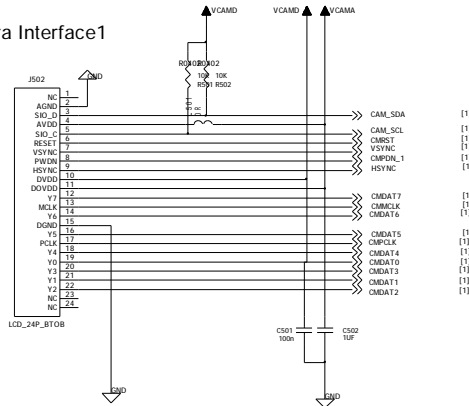


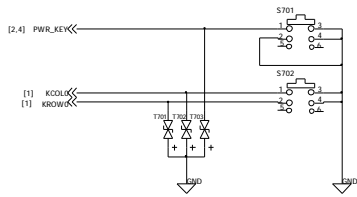
LCM



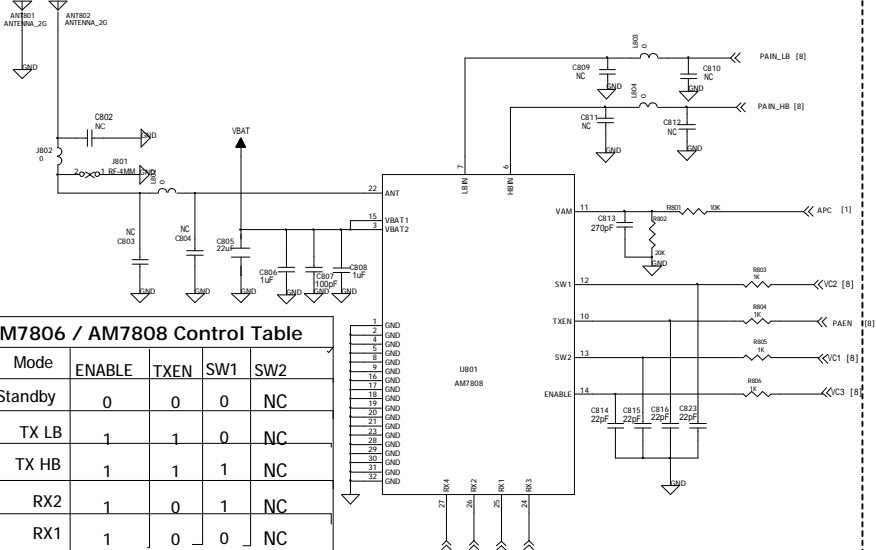
Camera Interface1



[1] GPIO3_ATV_PWRREN



GSM850:824-849 MHz (TX),869-894 (RX);
 PCS1900:1850-1910 MHz (TX) ,1930-1990 MHz (RX);



AM7806 / AM7808 Control Table

Mode	ENABLE	TXEN	SW1	SW2
Standby	0	0	0	NC
TX LB	1	1	0	NC
TX HB	1	1	1	NC
RX2	1	0	1	NC
RX1	1	0	0	NC

