



**SAR
Dipole Performance Measurement
Report**

EUT Type: SAR Validation Dipole and Waveguide
Model Name: DIP 0G835-332, DIP 1G800-329, DIP 1G900-333,
DIP 2G450-335
Brand Name: SATIMO
Test Conclusion: Pass
Test Date: 14 Aug. 2019~16 Aug. 2019
Date of Issue: 17 Aug. 2019

Testing Engineer : Aaron Bu.
(Aaron Bu)

Technical Manager : Jason Lu
(Jason Lu)

Authorized Signatory : Vita Li
(Vita Li)



Any reproduction of this document must be done in full. No single part of this document may be reproduced without permission from STS, All Test Data Presented in this report is only applicable to presented Test sample.



1. Equipment List

Kind of Equipment	Manufacturer	Type No.	Serial No.	Last Calibration	Calibrated Until
PC	Acer	N/A	N/A	N/A	N/A
E-Field Probe	MVG	SSE5	SN 14/16 EP309	2018.12.13	2019.12.12
Dielectric Probe Kit	MVG	SCLMP	SN 32/14 OCPG67	2018.12.01	2019.11.30
Phantom1	MVG	SAM	SN 32/14 SAM115	N/A	N/A
Phantom2	MVG	SAM	SN 32/14 SAM116	N/A	N/A
Attenuator	Agilent	99899	DC-18GHz	N/A	N/A
Directional coupler	Narda	4226-20	3305	N/A	N/A
Network Analyzer	Agilent	8753ES	US38432810	2019.03.02	2020.03.01
Multi Meter	Keithley	Multi Meter 2000	4050073	2018.10.13	2019.10.12
Signal Generator	Agilent	N5182A	MY50140530	2018.10.16	2019.10.15
Power Amplifier	DESAY	ZHL-42W	9638	2018.10.13	2019.10.12
Power Meter	R&S	NRP	100510	2018.10.26	2019.10.25
Power Sensor	R&S	NRP-Z11	101919	2018.10.13	2019.10.12
Power Sensor	Agilent	E9301A	MY41497725	2018.10.13	2019.10.12
hygrothermograph	MiEO	HH660	N/A	2018.10.15	2019.10.14



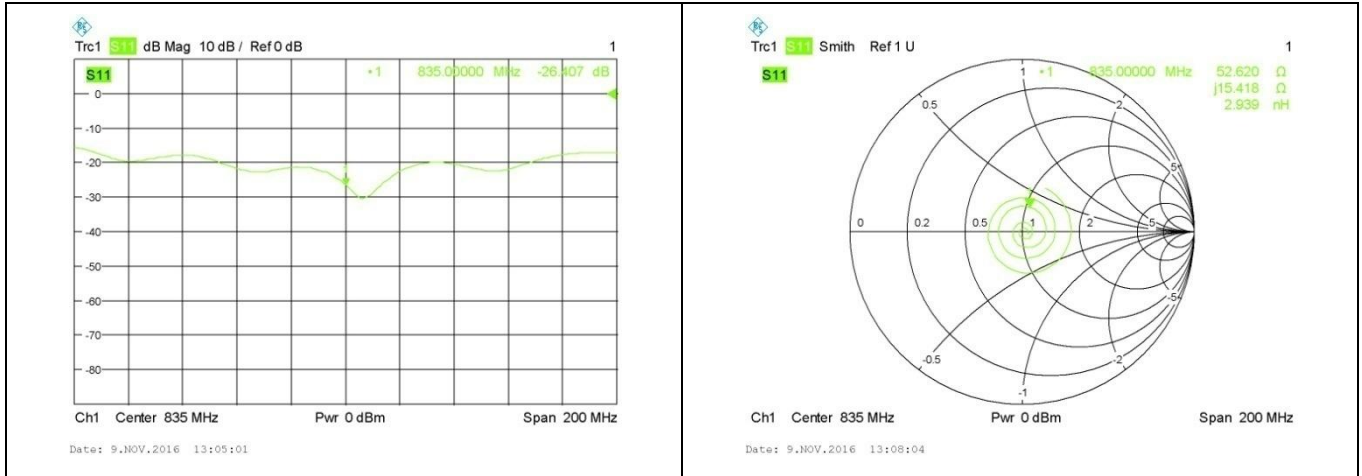
2.<Justification of the extended calibration>

Head 835 MHz				
Date of Measurement	Return Loss (dB)	Delta (%)	Impedance	Delta(ohm)
2017.08.15	-28.11	-	51.6	-
2018.08.15	-27.05	-3.77	54.69	3.09
2019.08.14	-26.41	-2.37	52.62	-2.07

The return loss is <-20dB, within 20% of prior calibration; the impedance is within 5 ohm of prior calibration. Therefore the verification result should support extended calibration.

<Dipole Verification Data>

Head 835MHz



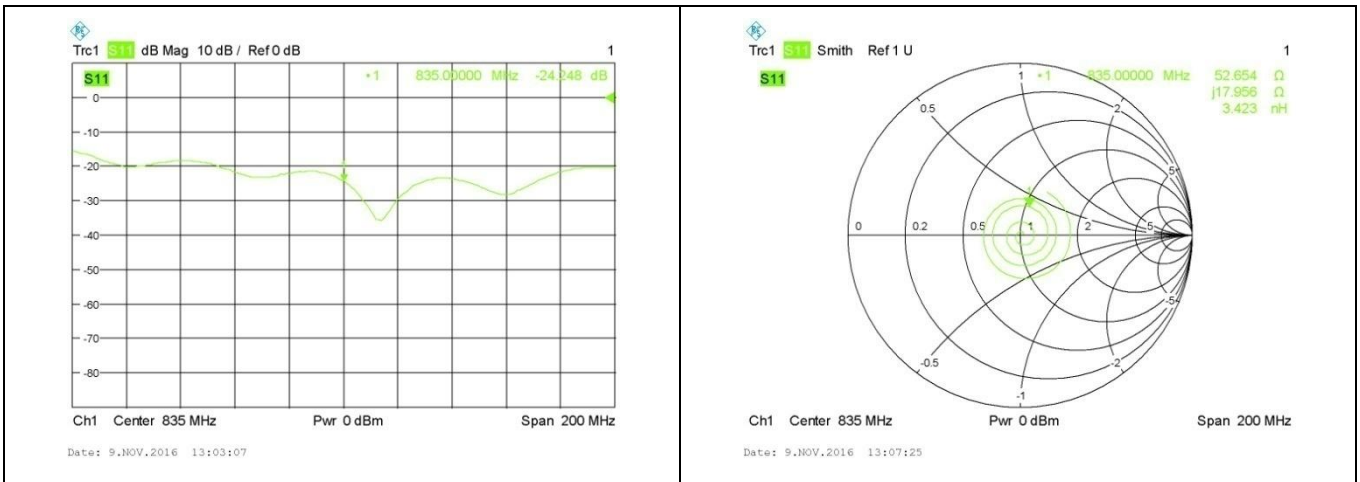


Body 835 MHz				
Date of Measurement	Return Loss (dB)	Delta (%)	Impedance	Delta(ohm)
2017.08.15	-23.87	-	49.0	-
2018.08.15	-22.21	-6.95	52.59	3.59
2019.08.14	-24.25	9.19	52.65	0.06

The return loss is <-20dB, within 20% of prior calibration; the impedance is within 5 ohm of prior calibration. Therefore the verification result should support extended calibration.

<Dipole Verification Data>

Body 835MHz



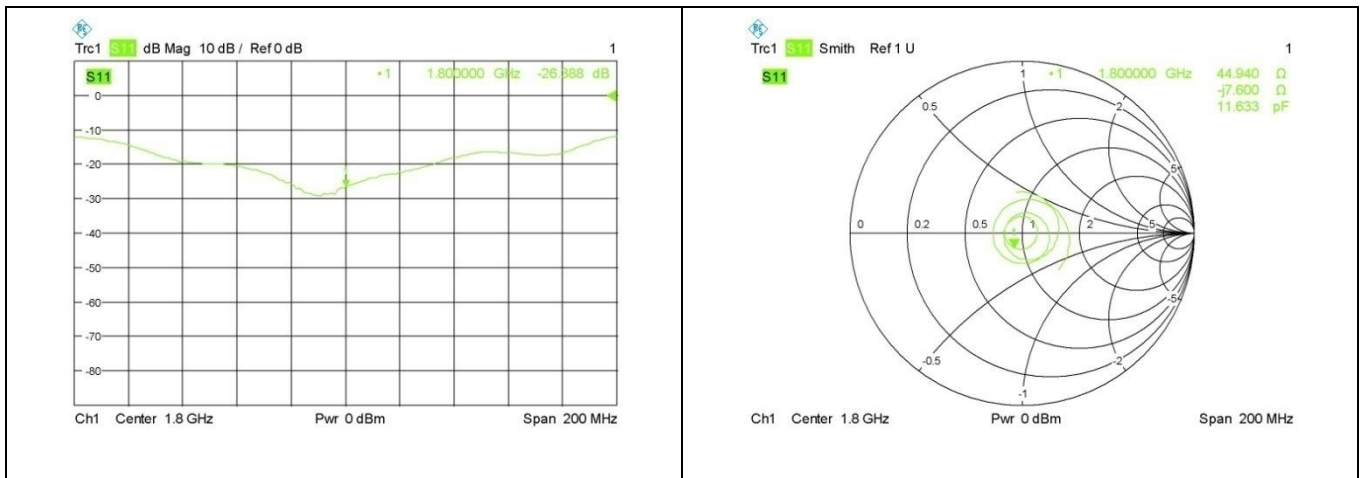


Head 1800 MHz				
Date of Measurement	Return Loss (dB)	Delta (%)	Impedance	Delta(ohm)
2017.08.15	-29.51	-	46.7	-
2018.08.16	-25.32	-14.2	45.24	-1.46
2019.08.15	-26.39	4.23	44.94	-0.30

The return loss is <-20dB, within 20% of prior calibration; the impedance is within 5 ohm of prior calibration. Therefore the verification result should support extended calibration.

<Dipole Verification Data>

Head 1800 MHz



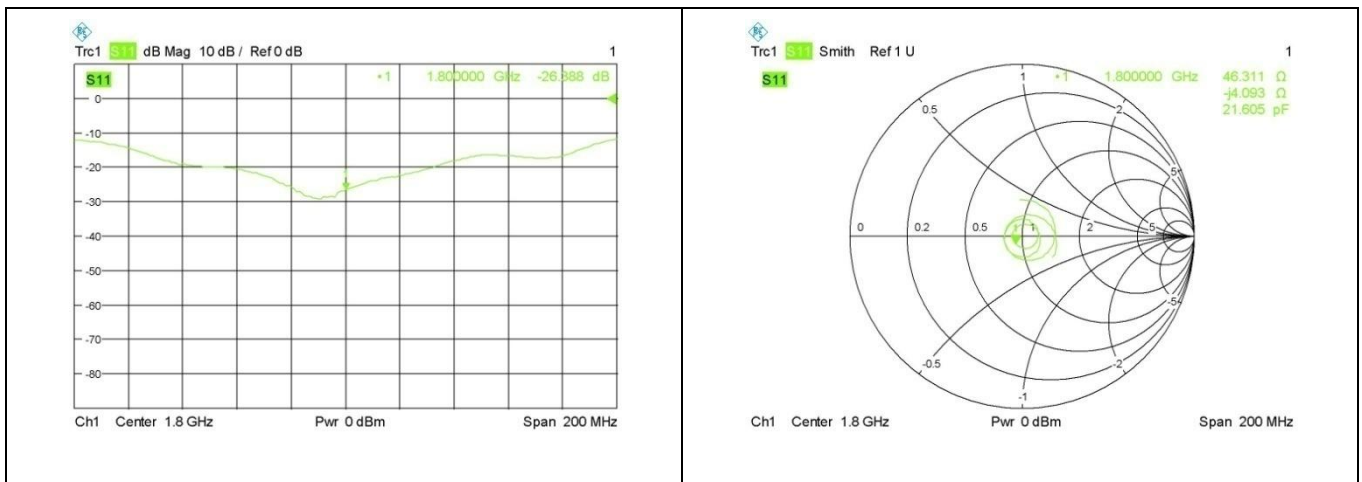


Body 1800 MHz				
Date of Measurement	Return Loss (dB)	Delta (%)	Impedance	Delta(ohm)
2017.08.15	-24.59	-	48.8	-
2018.08.16	-24.95	1.46	45.42	-3.38
2019.08.15	-26.77	7.29	46.31	0.79

The return loss is <-20dB, within 20% of prior calibration; the impedance is within 5 ohm of prior calibration. Therefore the verification result should support extended calibration.

<Dipole Verification Data>

Body 1800 MHz



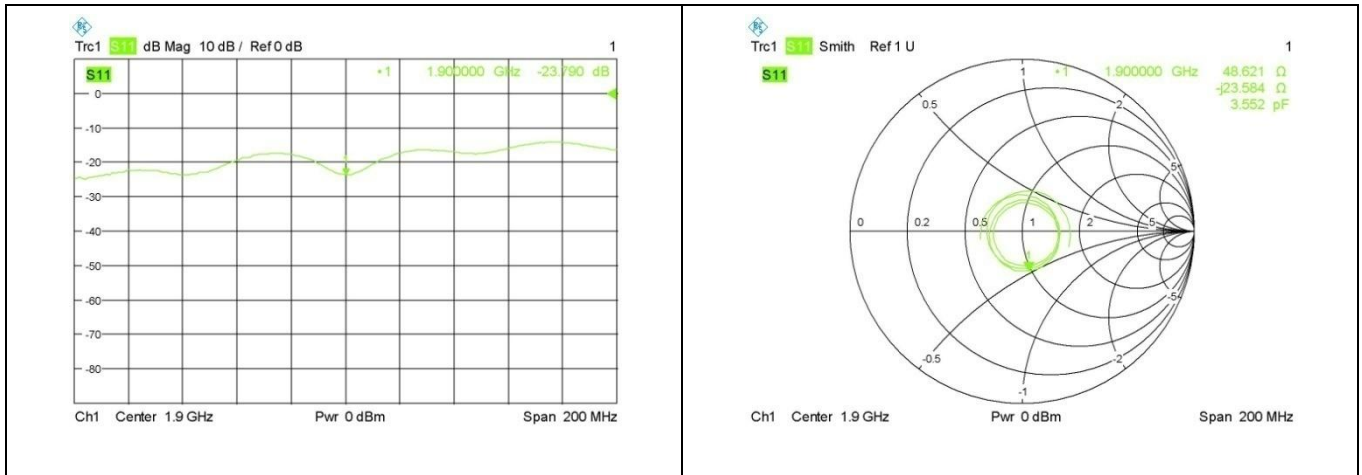


Head 1900 MHz				
Date of Measurement	Return Loss (dB)	Delta (%)	Impedance	Delta(ohm)
2017.08.15	-23.68	-	51.2	-
2018.08.16	-25.00	5.57	47.12	-4.08
2019.08.15	-23.79	-4.84	48.62	1.50

The return loss is <-20dB, within 20% of prior calibration; the impedance is within 5 ohm of prior calibration. Therefore the verification result should support extended calibration.

<Dipole Verification Data>

Head 1900 MHz



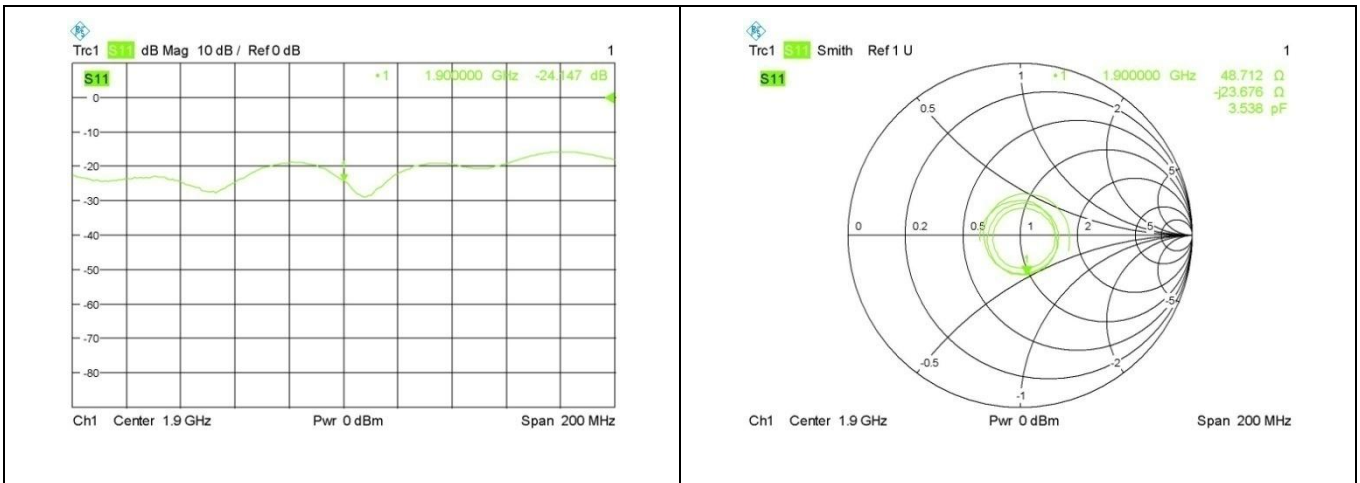


Body 1900 MHz				
Date of Measurement	Return Loss (dB)	Delta (%)	Impedance	Delta(ohm)
2017.08.15	-20.22	-	48.8	-
2018.08.16	-23.26	15.03	47.11	-1.79
2019.08.15	-24.15	3.83	48.71	1.60

The return loss is <-20dB, within 20% of prior calibration; the impedance is within 5 ohm of prior calibration. Therefore the verification result should support extended calibration.

<Dipole Verification Data>

Body 1900 MHz



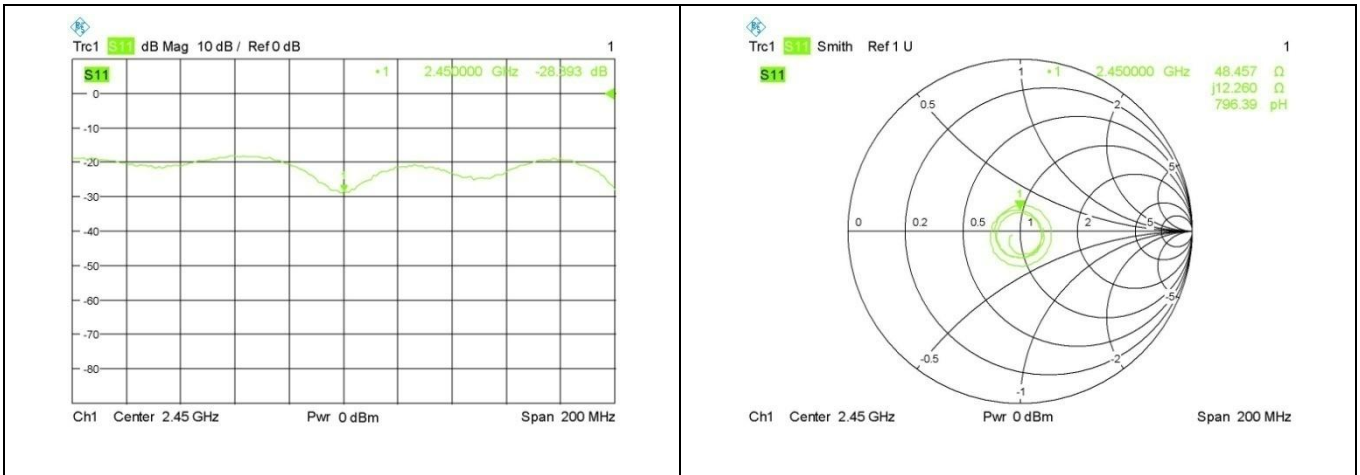


Head 2450 MHz				
Date of Measurement	Return Loss (dB)	Delta (%)	Impedance	Delta(ohm)
2017.08.15	-26.00	-	46.1	-
2018.08.16	-29.56	13.69	47.53	1.43
2019.08.16	-28.39	-3.96	48.46	0.93

The return loss is <-20dB, within 20% of prior calibration; the impedance is within 5 ohm of prior calibration. Therefore the verification result should support extended calibration.

<Dipole Verification Data>

Head 2450 MHz





Body 2450 MHz				
Date of Measurement	Return Loss (dB)	Delta (%)	Impedance	Delta(ohm)
2017.08.15	-32.75	-	48.8	-
2018.08.16	-31.06	-5.16	45.61	-3.19
2019.08.16	-30.52	-1.74	46.33	0.72

The return loss is <-20dB, within 20% of prior calibration; the impedance is within 5 ohm of prior calibration. Therefore the verification result should support extended calibration.

<Dipole Verification Data>

Body 2450 MHz

