

APPLICATION CERTIFICATION FCC Part 15C
On Behalf of
ITALCOM GROUP

Wimo
Model No.: wimo wf

FCC ID: YPV-WIMOWF

Prepared for : ITALCOM GROUP
Address : 1728 Coral Way, Coral Gables, Miami, Florida, United States

Prepared by : ACCURATE TECHNOLOGY CO., LTD
Address : F1, Bldg. A, Changyuan New Material Port, Keyuan Rd.
Science & Industry Park, Nanshan, Shenzhen, Guangdong
P.R. China

Tel: (0755) 26503290
Fax: (0755) 26503396

Report Number : ATE20120041
Date of Test : January 9-12, 2012
Date of Report : January 12, 2012

TABLE OF CONTENTS

Description	Page
Test Report Certification	
1. GENERAL INFORMATION	5
1.1. Description of Device (EUT).....	5
1.2. Description of Test Facility	6
1.3. Measurement Uncertainty	6
2. MEASURING DEVICE AND TEST EQUIPMENT	7
3. OPERATION OF EUT DURING TESTING	8
3.1. Operating Mode	8
3.2. Configuration and peripherals	8
4. TEST PROCEDURES AND RESULTS	9
5. 6DB BANDWIDTH MEASUREMENT	10
5.1. Block Diagram of Test Setup.....	10
5.2. The Requirement For Section 15.247(a)(2).....	10
5.3. EUT Configuration on Measurement	10
5.4. Operating Condition of EUT	10
5.5. Test Procedure	11
5.6. Test Result	11
6. MAXIMUM PEAK OUTPUT POWER	22
6.1. Block Diagram of Test Setup.....	22
6.2. The Requirement For Section 15.247(b)(3).....	22
6.3. EUT Configuration on Measurement	22
6.4. Operating Condition of EUT	22
6.5. Test Procedure	23
6.6. Test Result	23
7. POWER SPECTRAL DENSITY MEASUREMENT.....	34
7.1. Block Diagram of Test Setup.....	34
7.2. The Requirement For Section 15.247(e).....	34
7.3. EUT Configuration on Measurement	34
7.4. Operating Condition of EUT	34
7.5. Test Procedure	35
7.6. Test Result	35
8. BAND EDGE COMPLIANCE TEST	46
8.1. Block Diagram of Test Setup.....	46
8.2. The Requirement For Section 15.247(d)	46
8.3. EUT Configuration on Measurement	46
8.4. Operating Condition of EUT	47
8.5. Test Procedure	47
8.6. Test Result	48
9. RADIATED SPURIOUS EMISSION TEST	73
9.1. Block Diagram of Test Setup.....	73
9.2. The Limit For Section 15.247(d)	74
9.3. Restricted bands of operation	74
9.4. Configuration of EUT on Measurement	75
9.5. Operating Condition of EUT	75

- 9.6. Test Procedure75
- 9.7. The Field Strength of Radiation Emission Measurement Results76
- 10. CONDUCTED SPURIOUS EMISSION COMPLIANCE TEST 139**
 - 10.1. Block Diagram of Test Setup..... 139
 - 10.2. The Requirement For Section 15.247(d) 139
 - 10.3. EUT Configuration on Measurement 139
 - 10.4. Operating Condition of EUT 140
 - 10.5. Test Procedure 140
 - 10.6. Test Result 140
- 11. AC POWER LINE CONDUCTED EMISSION FOR FCC PART 15 SECTION 15.207(A) 168**
 - 11.1. Block Diagram of Test Setup..... 168
 - 11.2. The Emission Limit 168
 - 11.3. Configuration of EUT on Measurement 169
 - 11.4. Operating Condition of EUT 169
 - 11.5. Test Procedure 169
 - 11.6. Power Line Conducted Emission Measurement Results 170
- 12. ANTENNA REQUIREMENT..... 179**
 - 12.1. The Requirement 179
 - 12.2. Antenna Construction 179

Test Report Certification

Applicant : ITALCOM GROUP
Manufacturer : ITALCOM GROUP
EUT Description : Wimo
(A) MODEL NO.: wimo wf
(B) SERIAL NO.: N/A
(C) POWER SUPPLY: DC 3.7V (Li-polymer battery);
AC 120V/60Hz (Adaptor input)

Measurement Procedure Used:

FCC Rules and Regulations Part 15 Subpart C Section 15.247
ANSI C63.4: 2003

The device described above is tested by ACCURATE TECHNOLOGY CO. LTD to determine the maximum emission levels emanating from the device. The maximum emission levels are compared to the FCC Part 15 Subpart C Section 15.247 limits. The measurement results are contained in this test report and ACCURATE TECHNOLOGY CO. LTD is assumed full responsibility for the accuracy and completeness of these measurements. Also, this report shows that the Equipment Under Test (EUT) is to be technically compliant with the FCC requirements.

This report applies to above tested sample only. This report shall not be reproduced in part without written approval of ACCURATE TECHNOLOGY CO. LTD.

Date of Test : January 9-12, 2012

Prepared by : Apple Lv
(Engineer)

Approved & Authorized Signer : Heunb
(Manager)

1. GENERAL INFORMATION

1.1. Description of Device (EUT)

EUT	:	Wimo
Model Number	:	wimo wf
Frequency Band	:	2412-2462MHz
Number of Channels	:	11
Antenna Gain	:	2.62dBi
Power Supply	:	DC 3.7V (Li-polymer battery); AC 120V/60Hz (Adaptor input)
Adapter	:	Model number: SAPAO5O10US Input: AC 100-240V; 50/60Hz 0.6A Output: DC 5V; 2A Output line: Non-shielded, Non-detachable, 1.4m
Data Rate	:	IEEE 802.11b: 11Mbps IEEE 802.11g: 54Mbps IEEE 802.11n: 150Mbps
Applicant	:	ITALCOM GROUP
Address	:	1728 Coral Way, Coral Gables, Miami, Florida, United States
Manufacturer	:	ITALCOM GROUP
Address	:	1728 Coral Way, Coral Gables, Miami, Florida, United States
Date of sample received	:	January 9, 2012
Date of Test	:	January 9-12, 2012

1.2. Description of Test Facility

EMC Lab : Accredited by TUV Rheinland Shenzhen

Listed by FCC
The Registration Number is 752051

Listed by Industry Canada
The Registration Number is 5077A-2

Accredited by China National Accreditation Committee
for Laboratories
The Certificate Registration Number is L3193

Name of Firm : ACCURATE TECHNOLOGY CO. LTD

Site Location : F1, Bldg. A, Changyuan New Material Port, Keyuan Rd.
Science & Industry Park, Nanshan, Shenzhen, Guangdong
P.R. China

1.3. Measurement Uncertainty

Conducted Emission Expanded Uncertainty = 2.23dB, k=2

Radiated emission expanded uncertainty = 3.08dB, k=2
(9kHz-30MHz)

Radiated emission expanded uncertainty = 4.42dB, k=2
(30MHz-1000MHz)

Radiated emission expanded uncertainty = 4.06dB, k=2
(Above 1GHz)

2. MEASURING DEVICE AND TEST EQUIPMENT

Table 1: List of Test and Measurement Equipment

Kind of equipment	Manufacturer	Type	S/N	Calibrated until
EMI Test Receiver	Rohde&Schwarz	ESCS30	100307	Jan. 15, 2012
EMI Test Receiver	Rohde&Schwarz	ESPI3	101526/003	Jan. 15, 2012
Spectrum Analyzer	Agilent	E7405A	MY45115511	Jan. 15, 2012
Pre-Amplifier	Rohde&Schwarz	CBLU118354 0-01	3791	Jan. 15, 2012
Loop Antenna	Schwarzbeck	FMZB1516	1516131	Jan. 15, 2012
Bilog Antenna	Schwarzbeck	VULB9163	9163-323	Jan. 15, 2012
Horn Antenna	Schwarzbeck	BBHA9120D	9120D-655	Jan. 15, 2012
Horn Antenna	Schwarzbeck	BBHA9170	9170-359	Jan. 15, 2012
LISN	Rohde&Schwarz	ESH3-Z5	100305	Jan. 15, 2012
LISN	Schwarzbeck	NSLK8126	8126431	Jan. 15, 2012

3. OPERATION OF EUT DURING TESTING

3.1.Operating Mode

The mode is used: **802.11b Transmitting mode**

Low Channel: 2412MHz

Middle Channel: 2437MHz

High Channel: 2462MHz

802.11g Transmitting mode

Low Channel: 2412MHz

Middle Channel: 2437MHz

High Channel: 2462MHz

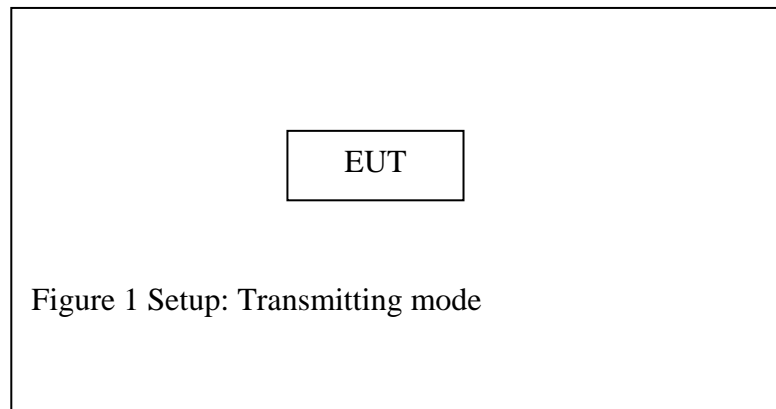
802.11n Transmitting mode

Low Channel: 2412MHz

Middle Channel: 2437MHz

High Channel: 2462MHz

3.2.Configuration and peripherals



4. TEST PROCEDURES AND RESULTS

FCC Rules	Description of Test	Result
Section 15.247(a)(2)	6dB Bandwidth Test	Compliant
Section 15.247(e)	Power Spectral Density Test	Compliant
Section 15.247(b)(3)	Maximum Peak Output Power Test	Compliant
Section 15.247(d)	Band Edge Compliance Test	Compliant
Section 15.247(d) Section 15.209	Radiated Spurious Emission Test	Compliant
Section 15.247(d)	Conducted Spurious Emission Test	Compliant
Section 15.207	AC Power Line Conducted Emission Test	Compliant
Section 15.203	Antenna Requirement	Compliant

5. 6DB BANDWIDTH MEASUREMENT

5.1. Block Diagram of Test Setup



(EUT: Wimo)

5.2. The Requirement For Section 15.247(a)(2)

Section 15.247(a)(2): Systems using digital modulation techniques may operate in the 902-928MHz, 2400-2483.5MHz, and 5725-5850MHz bands. The minimum 6 dB bandwidth shall be at least 500 kHz.

5.3. EUT Configuration on Measurement

The following equipment are installed on the emission measurement to meet the commission requirements and operating regulations in a manner which tends to maximize its emission characteristics in normal application.

5.3.1. Wimo (EUT)

Model Number	:	wimo wf
Serial Number	:	N/A
Manufacturer	:	ITALCOM GROUP

5.4. Operating Condition of EUT

5.4.1. Setup the EUT and simulator as shown as Section 5.1.

5.4.2. Turn on the power of all equipment.

5.4.3. Let the EUT work in TX modes measure it. The transmit frequency are 2412-2462MHz. We select 2412MHz, 2437MHz, 2462MHz TX frequency to transmit.

5.5. Test Procedure

5.5.1. The transmitter output was connected to the spectrum analyzer through a low loss cable.

5.5.2. Set RBW of spectrum analyzer to 100kHz and VBW to 300kHz.

5.5.3. The 6dB bandwidth is defined as the total spectrum the power of which is higher than peak power minus 6dB.

5.6. Test Result

PASS.

Date of Test:	<u>January 10, 2012</u>	Temperature:	<u>25°C</u>
EUT:	<u>Wimo</u>	Humidity:	<u>50%</u>
Model No.:	<u>wimo wf</u>	Power Supply:	<u>DC 3.7V</u>
Test Mode:	<u>TX</u>	Test Engineer:	<u>Pei</u>

The test was performed with 802.11b

Channel	Frequency (MHz)	6dB Bandwidth (MHz)	Limit (MHz)
Low	2412	10.98	> 0.5MHz
Middle	2437	10.56	> 0.5MHz
High	2462	10.89	> 0.5MHz

The test was performed with 802.11g

Channel	Frequency (MHz)	6dB Bandwidth (MHz)	Limit (MHz)
Low	2412	16.79	> 0.5MHz
Middle	2437	16.25	> 0.5MHz
High	2462	16.56	> 0.5MHz

The test was performed with 802.11n			
Channel	Frequency (MHz)	6dB Bandwidth (MHz)	Limit (MHz)
Low	2412	17.33	> 0.5MHz
Middle	2437	17.25	> 0.5MHz
High	2462	17.89	> 0.5MHz

The spectrum analyzer plots are attached as below.

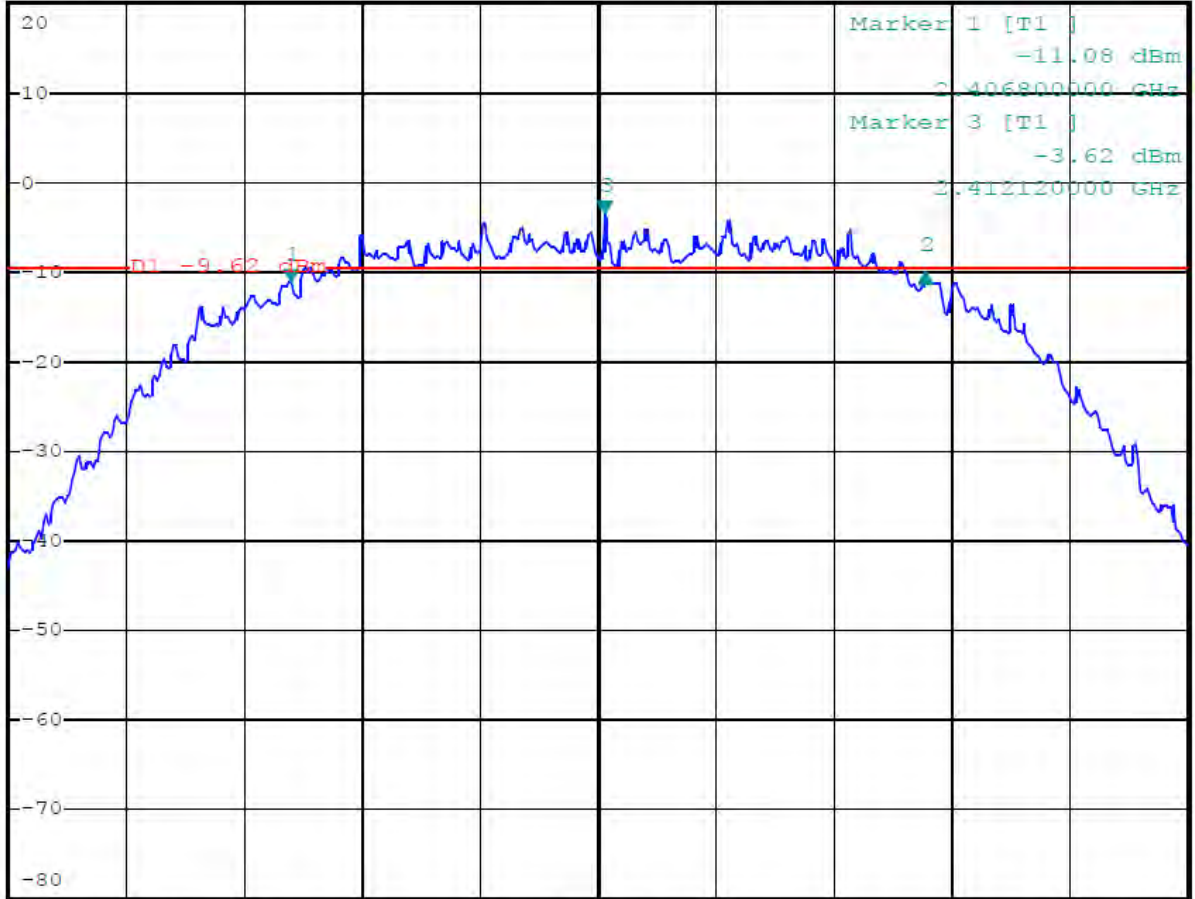
802.11b Channel Low 2412MHz



*RBW 100 kHz Delta 2 [T1]
VBW 300 kHz 1.02 dB
SWT 2.5 ms 10.980000000 MHz

Ref 20 dBm Att 50 dB

1 PK
MAXH



Center 2.412 GHz 2 MHz/ Span 20 MHz

802.11b Channel Middle 2437MHz

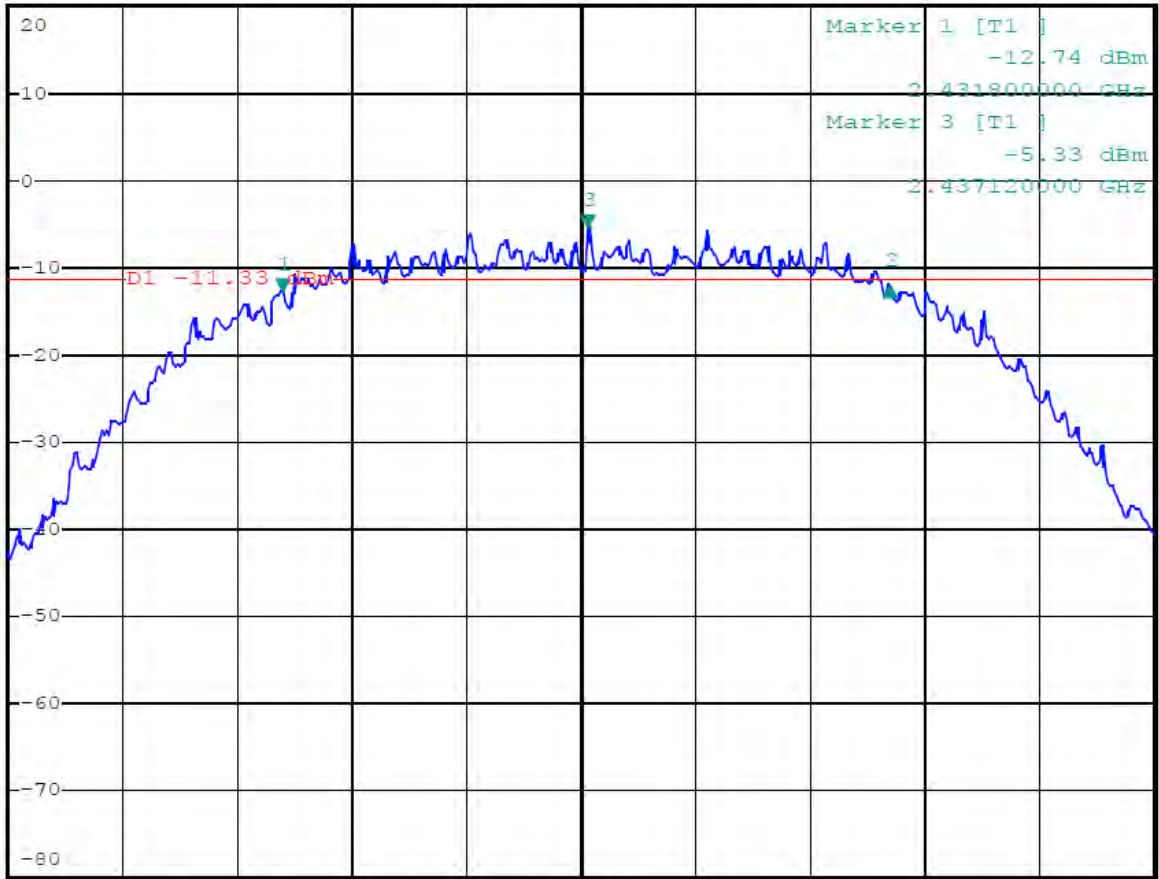


*RBW 100 kHz Delta 2 [T1]
VBW 300 kHz 0.62 dB
SWT 2.5 ms 10.560000000 MHz

Ref 20 dBm

Att 50 dB

1 PK
MAXH

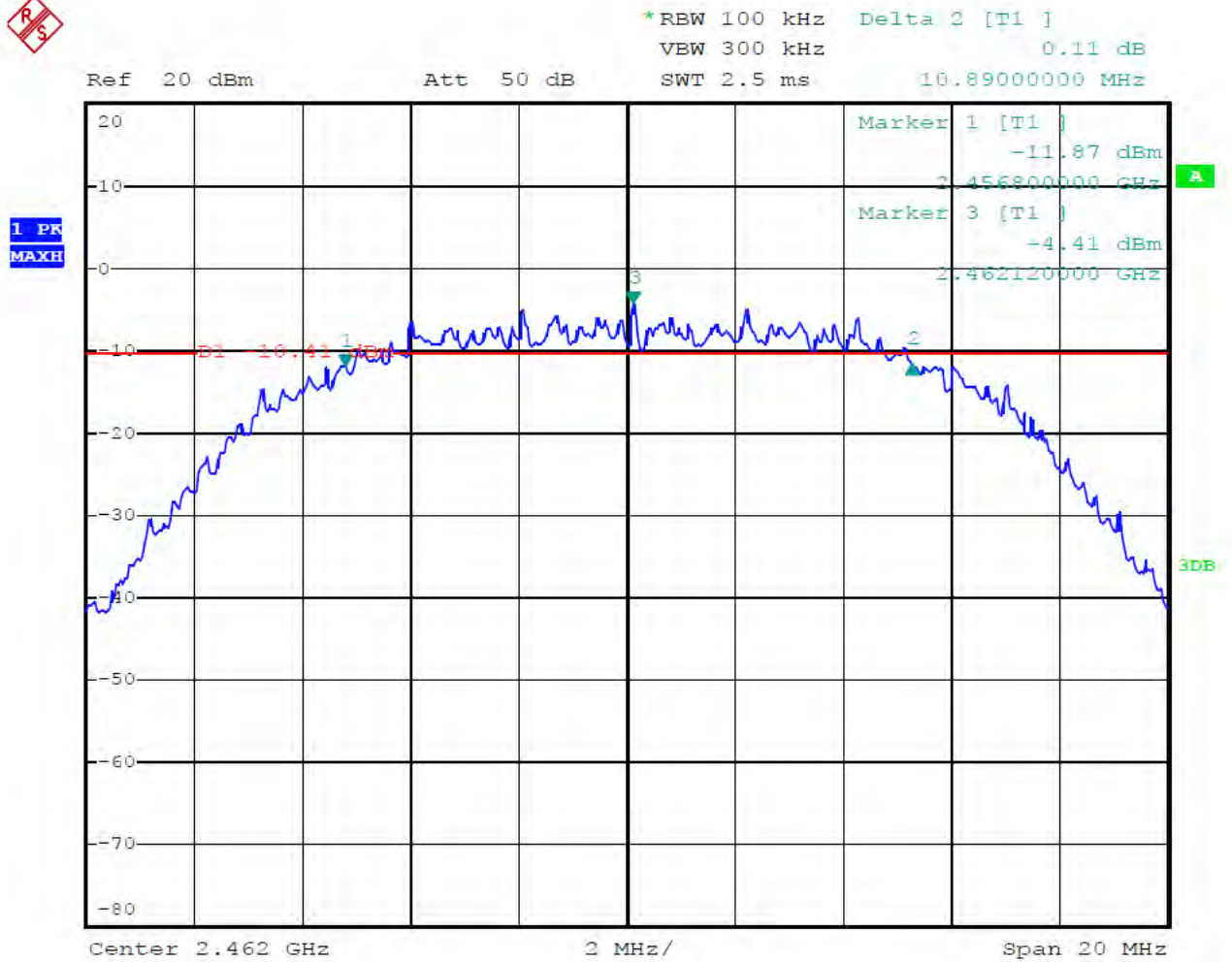


Center 2.437 GHz

2 MHz/

Span 20 MHz

802.11b Channel High 2462MHz



802.11g Channel Low 2412MHz

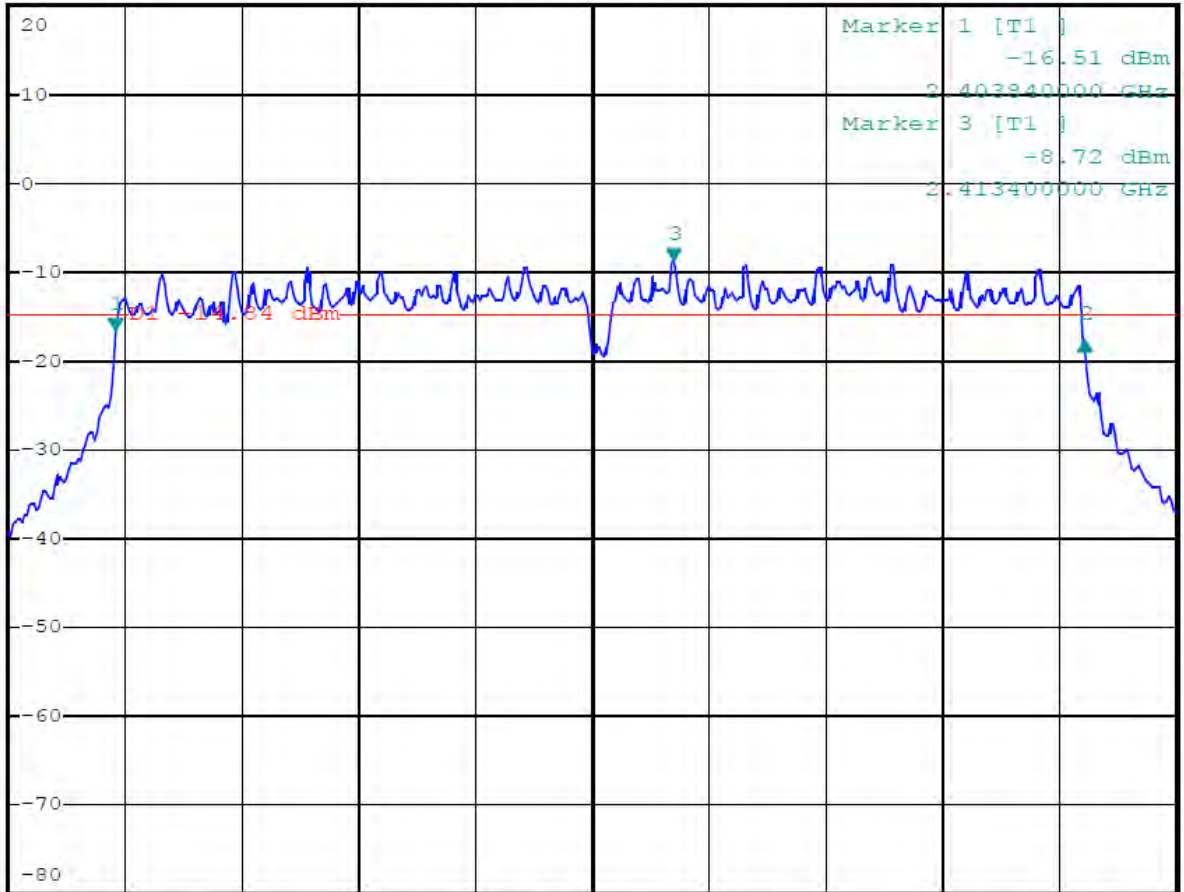


*RBW 100 kHz Delta 2 [T1]
VBW 300 kHz -1.12 dB
SWT 2.5 ms 16.790000000 MHz

Ref 20 dBm

Att 50 dB

1 PK
MAXH



Center 2.412 GHz

2 MHz/

Span 20 MHz

802.11g Channel Middle 2437MHz

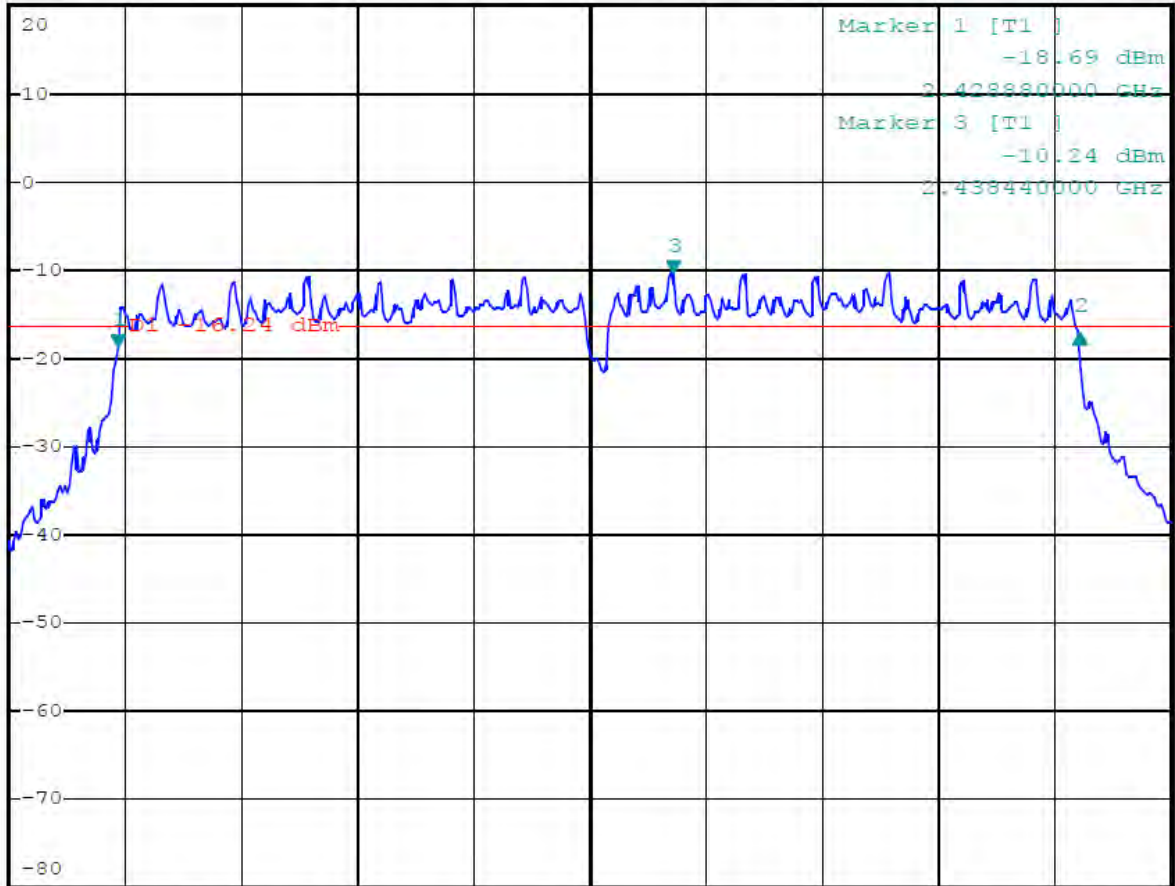


*RBW 100 kHz Delta 2 [T1]
VSW 300 kHz 1.60 dB
SWT 2.5 ms 16.250000000 MHz

Ref 20 dBm

Att 50 dB

1 PK
MAXH



Center 2.437 GHz

2 MHz/

Span 20 MHz

802.11g Channel High 2462MHz

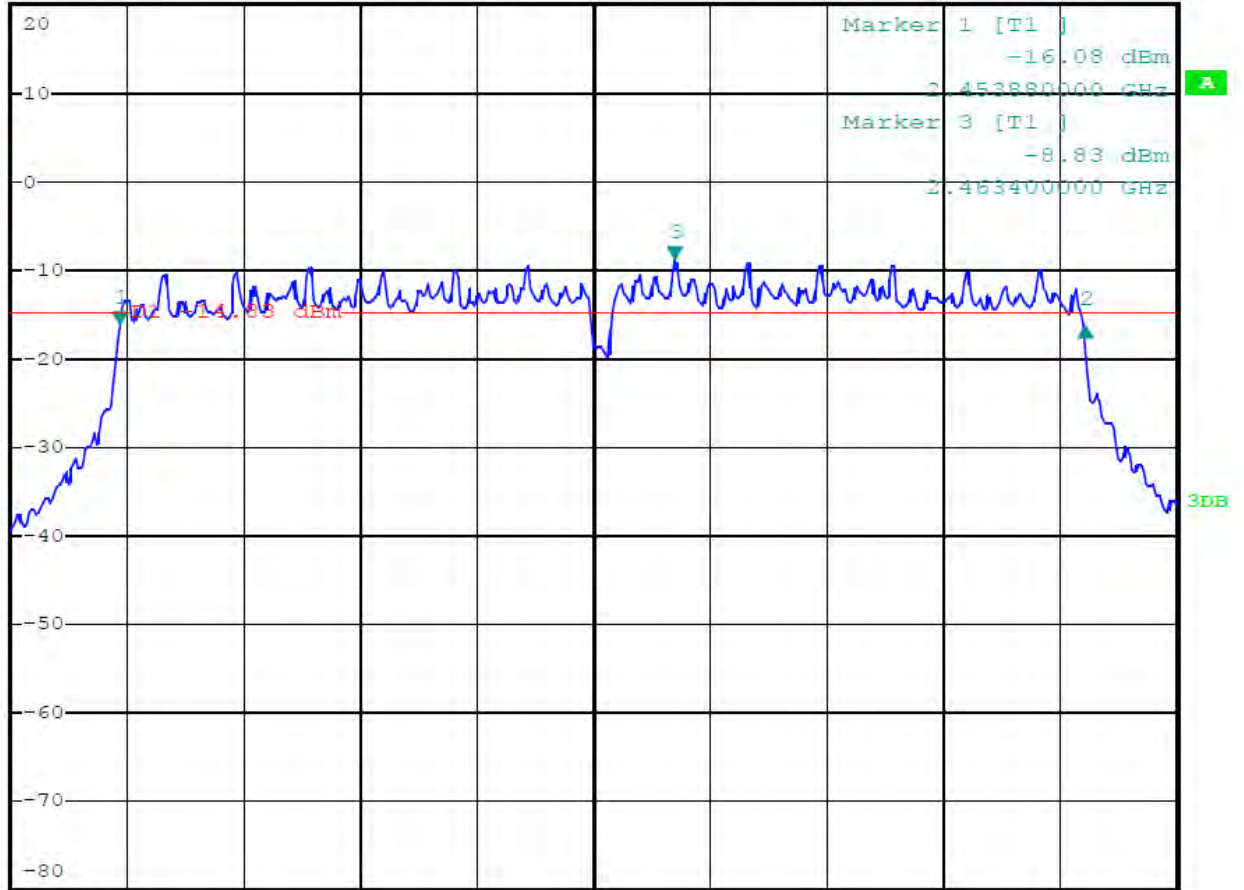


RBW 100 kHz Delta 2 [T1]
VBW 300 kHz -0.39 dB
SWT 2.5 ms 16.560000000 MHz

Ref 20 dBm

Att 50 dB

1 PK
MAXH

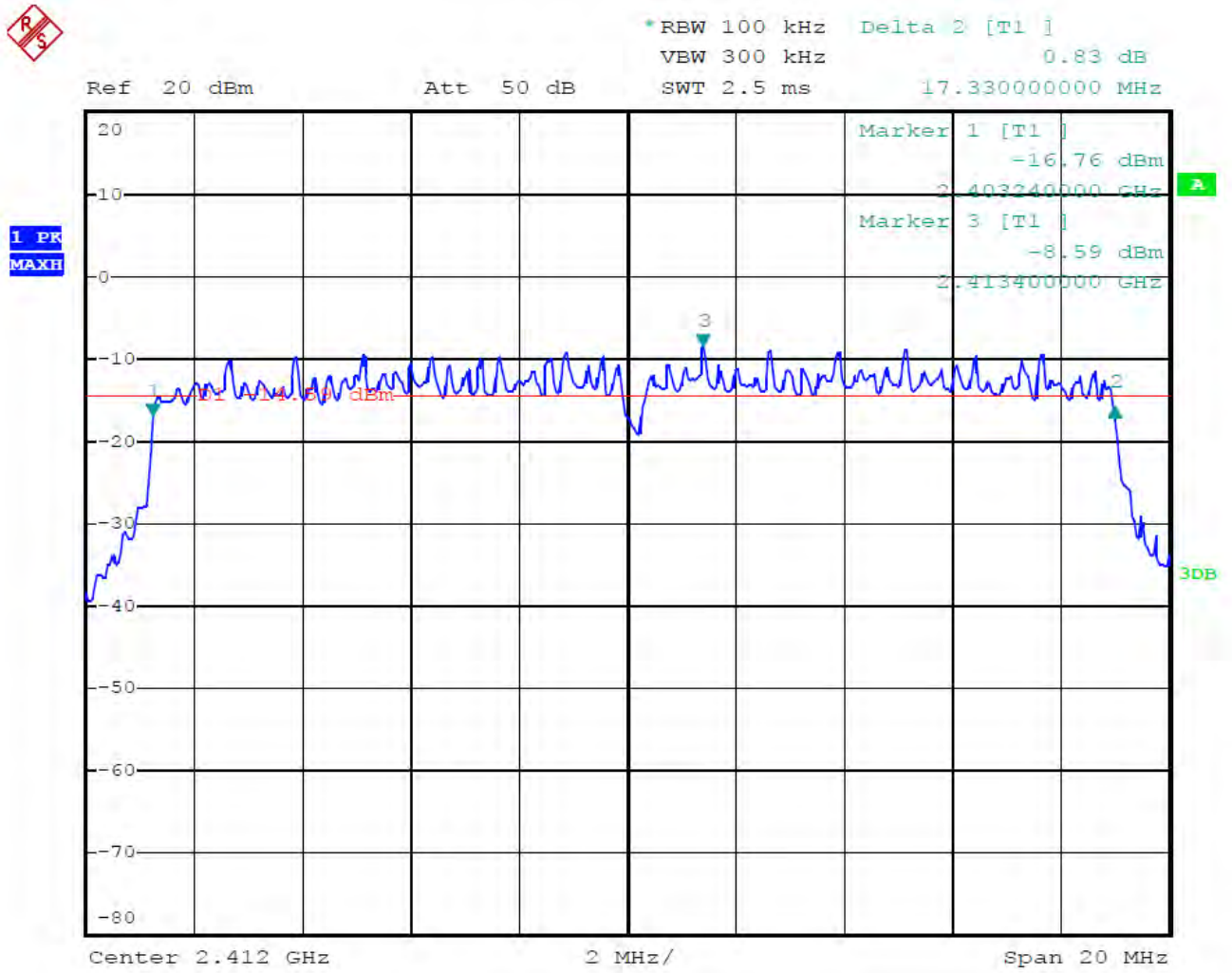


Center 2.462 GHz

2 MHz/

Span 20 MHz

802.11n Channel Low 2412MHz



802.11n Channel Middle 2437MHz

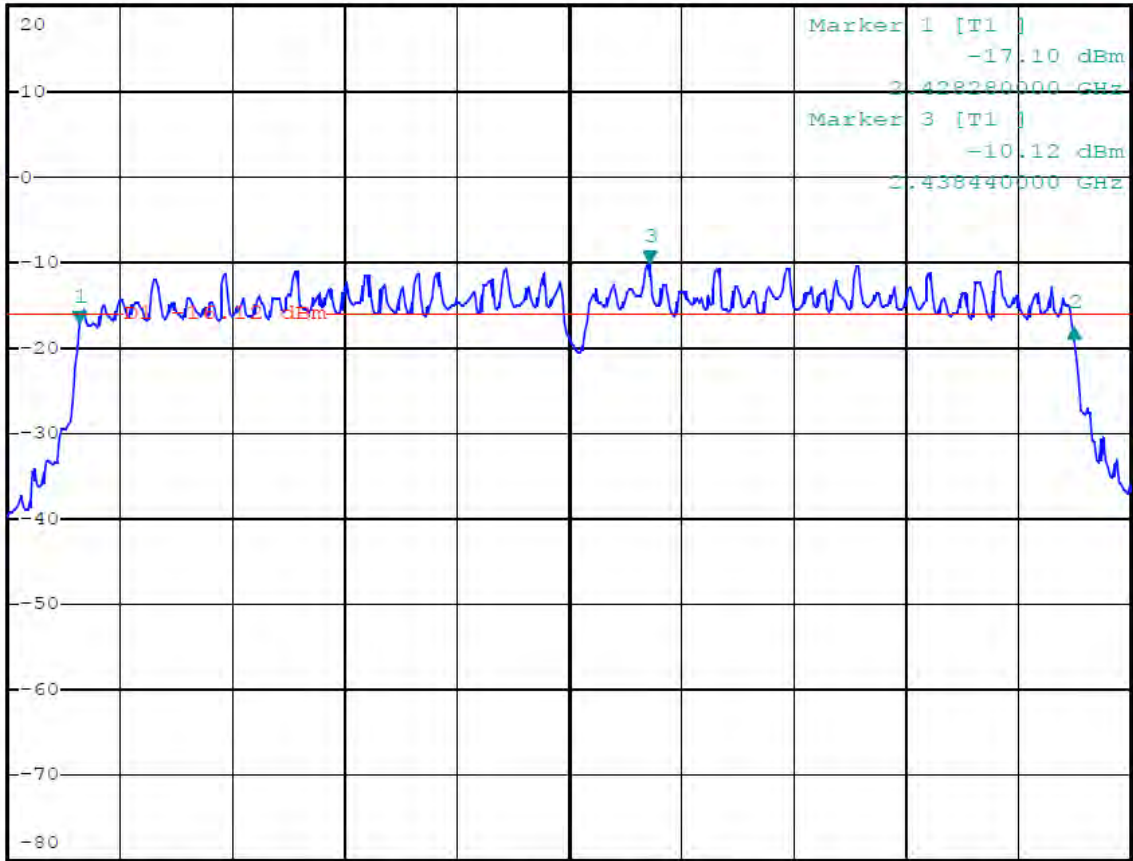


*RBW 100 kHz Delta 2 [T1]
VBW 300 kHz -0.61 dB
SWT 2.5 ms 17.250000000 MHz

Ref 20 dBm

Att 50 dB

1 PK
MAXH

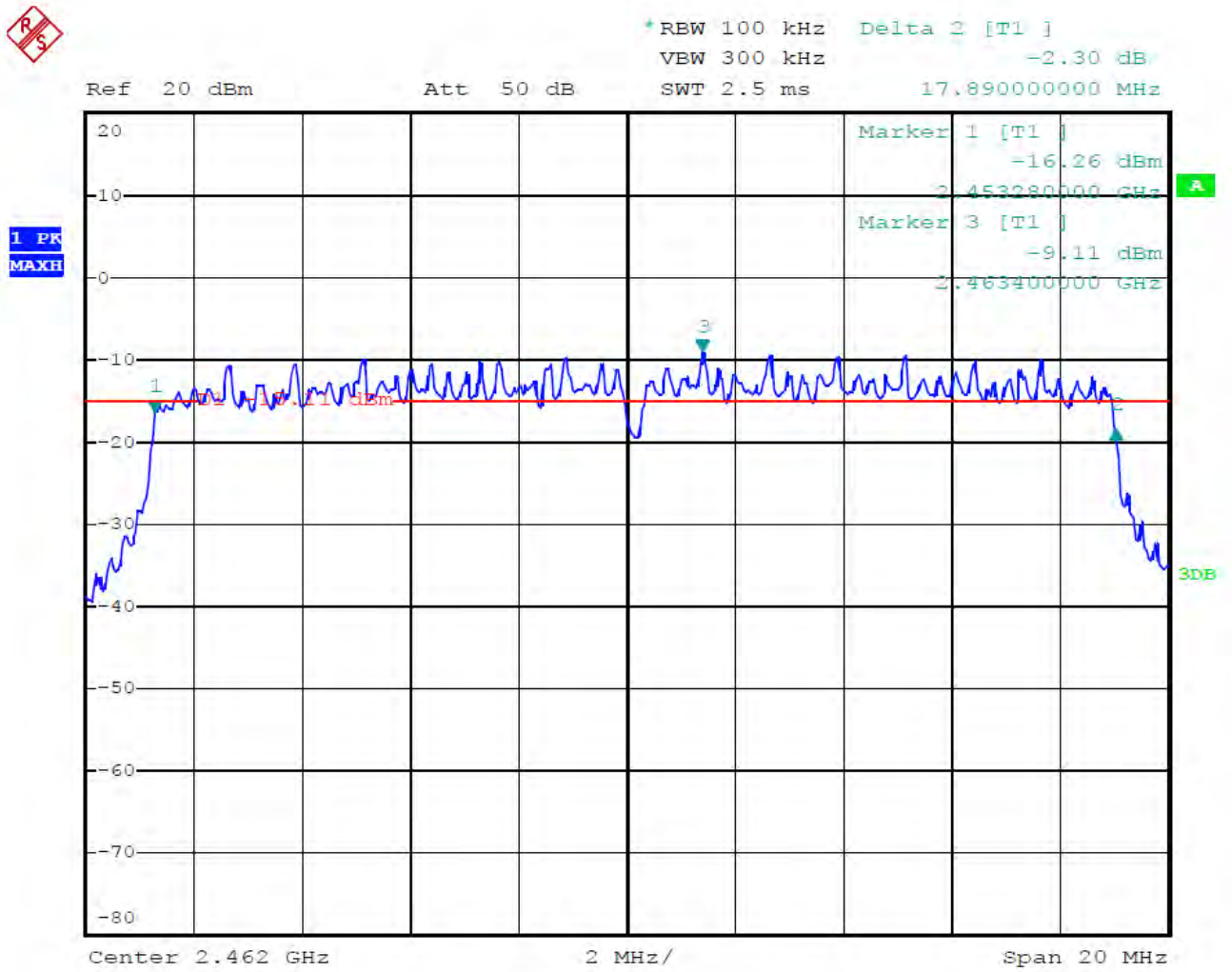


Center 2.437 GHz

2 MHz/

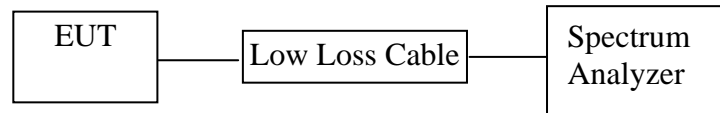
Span 20 MHz

802.11n Channel High 2462MHz



6. MAXIMUM PEAK OUTPUT POWER

6.1. Block Diagram of Test Setup



(EUT: Wimo)

6.2. The Requirement For Section 15.247(b)(3)

Section 15.247(b)(3): For systems using digital modulation in the 902-928MHz, 2400-2483.5MHz, and 5725-5850MHz bands: 1 Watt.

6.3. EUT Configuration on Measurement

The following equipment are installed on the emission Measurement to meet the commission requirements and operating regulations in a manner which tends to maximize its emission characteristics in normal application.

6.3.1. Wimo (EUT)

Model Number	:	wimo wf
Serial Number	:	N/A
Manufacturer	:	ITALCOM GROUP

6.4. Operating Condition of EUT

6.4.1. Setup the EUT and simulator as shown as Section 6.1.

6.4.2. Turn on the power of all equipment.

6.4.3. Let the EUT work in TX modes measure it. The transmit frequency are 2412-2462MHz. We select 2412MHz, 2437MHz, 2462MHz TX frequency to transmit.

6.5. Test Procedure

6.5.1. The transmitter output was connected to the spectrum analyzer through a low loss cable.

6.5.2. Set RBW of spectrum analyzer to 1MHz and VBW to 3MHz.

6.5.3. Measurement the maximum peak output power.

6.6. Test Result

PASS.

Date of Test:	<u>January 10, 2012</u>	Temperature:	<u>25°C</u>
EUT:	<u>Wimo</u>	Humidity:	<u>50%</u>
Model No.:	<u>wimo wf</u>	Power Supply:	<u>DC 3.7V</u>
Test Mode:	<u>TX</u>	Test Engineer:	<u>Pei</u>

The test was performed with 802.11b				
Channel	Frequency (MHz)	Peak Output Power (dBm)	Peak Output Power (mW)	Limits dBm / W
Low	2412	10.56	11.38	30 dBm / 1 W
Middle	2437	9.78	9.51	30 dBm / 1 W
High	2462	10.26	10.62	30 dBm / 1 W

The test was performed with 802.11g				
Channel	Frequency (MHz)	Peak Output Power (dBm)	Peak Output Power (mW)	Limits dBm / W
Low	2412	10.09	10.21	30 dBm / 1 W
Middle	2437	9.35	8.61	30 dBm / 1 W
High	2462	10.20	10.47	30 dBm / 1 W

The test was performed with 802.11n				
Channel	Frequency (MHz)	Peak Output Power (dBm)	Peak Output Power (mW)	Limits dBm / W
Low	2412	9.38	8.67	30 dBm / 1 W
Middle	2437	8.59	7.23	30 dBm / 1 W
High	2462	9.79	9.53	30 dBm / 1 W

The spectrum analyzer plots are attached as below.

802.11b Channel Low 2412MHz

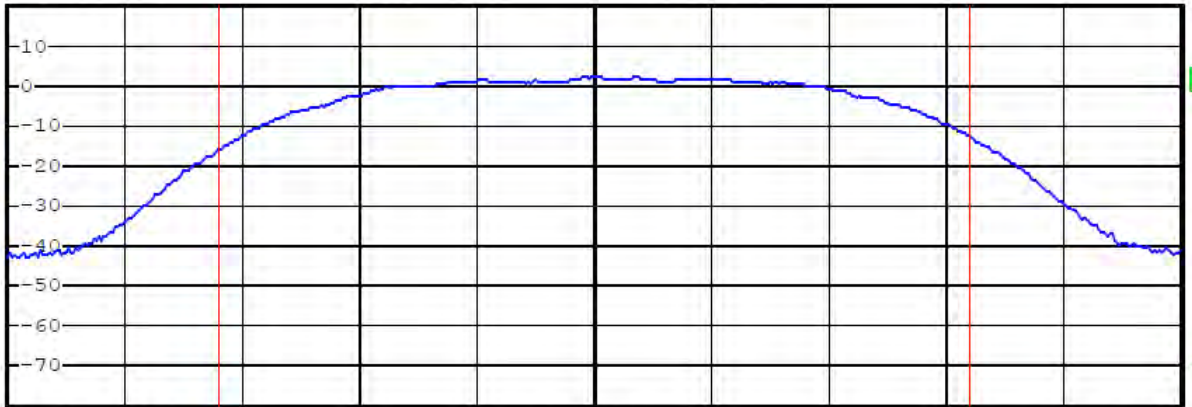


*RBW 1 MHz
VBW 3 MHz
SWT 2.5 ms

Ref 20 dBm

Att 40 dB

1 PR
MAXH



A

3dB

Center 2.412 GHz

2.5 MHz/

Span 25 MHz

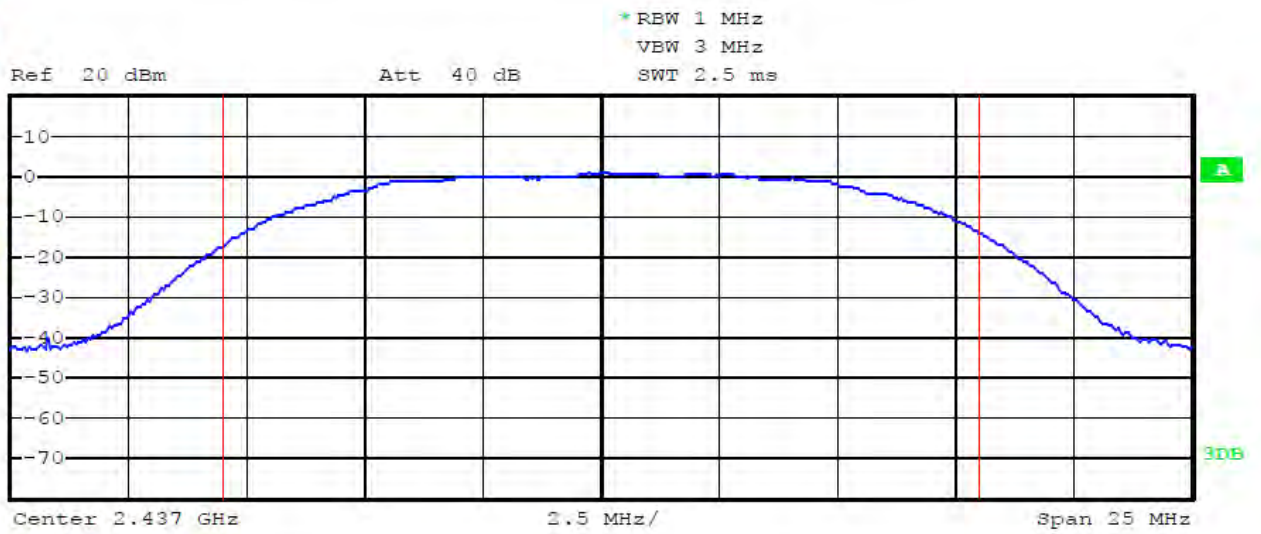
Tx Channel
Bandwidth

16 MHz

Power

10.56 dBm

802.11b Channel Middle 2437MHz



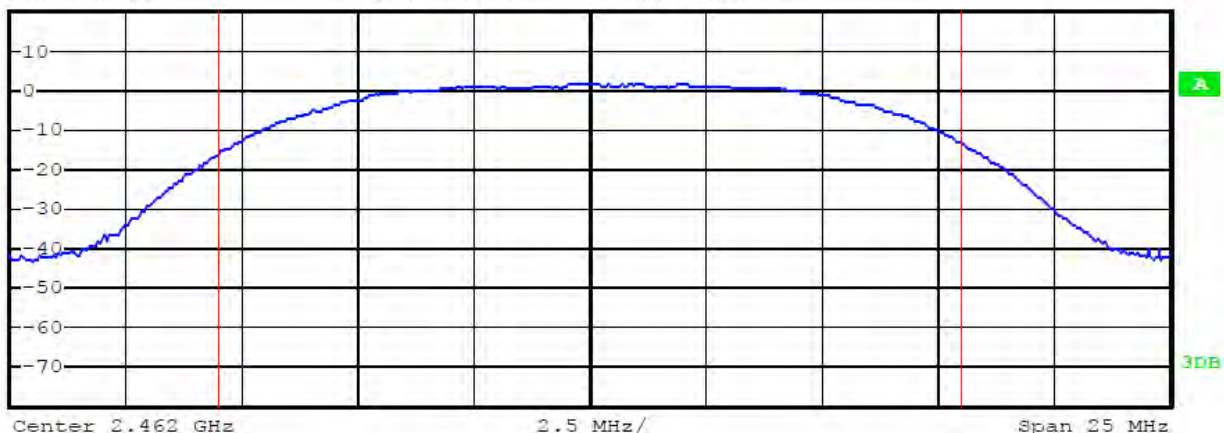
Tx Channel
Bandwidth 16 MHz Power 9.78 dBm

802.11b Channel High 2462MHz



Ref 20 dBm Att 40 dB RBW 1 MHz
VBW 3 MHz
SWT 2.5 ms

1 PK
MAXH



Center 2.462 GHz 2.5 MHz/ Span 25 MHz

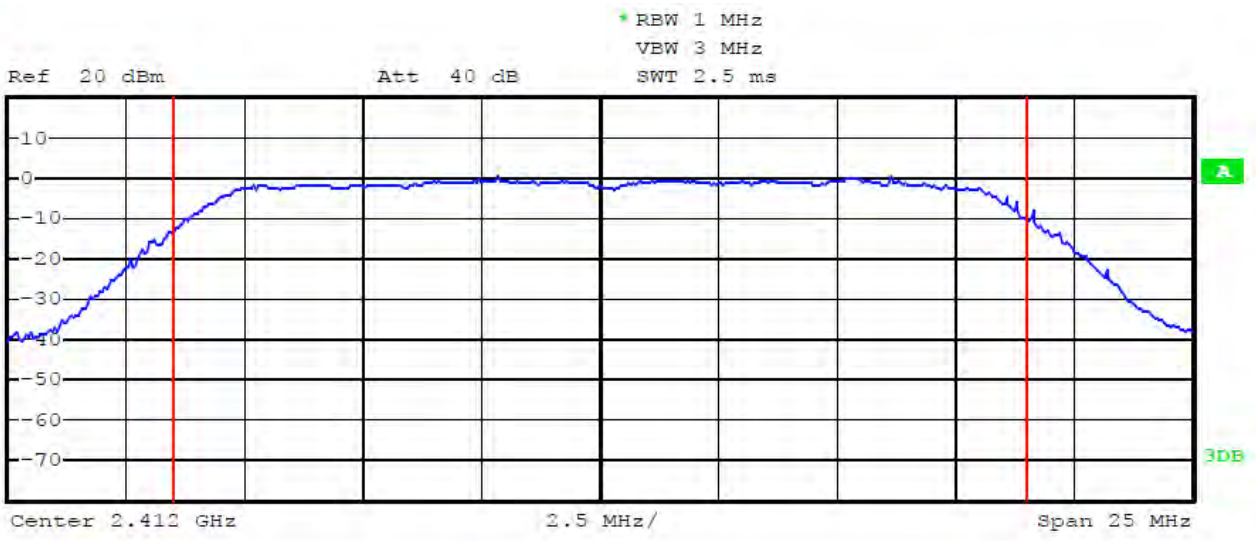
Tx Channel
Bandwidth

16 MHz

Power

10.26 dBm

802.11g Channel Low 2412MHz



Tx Channel

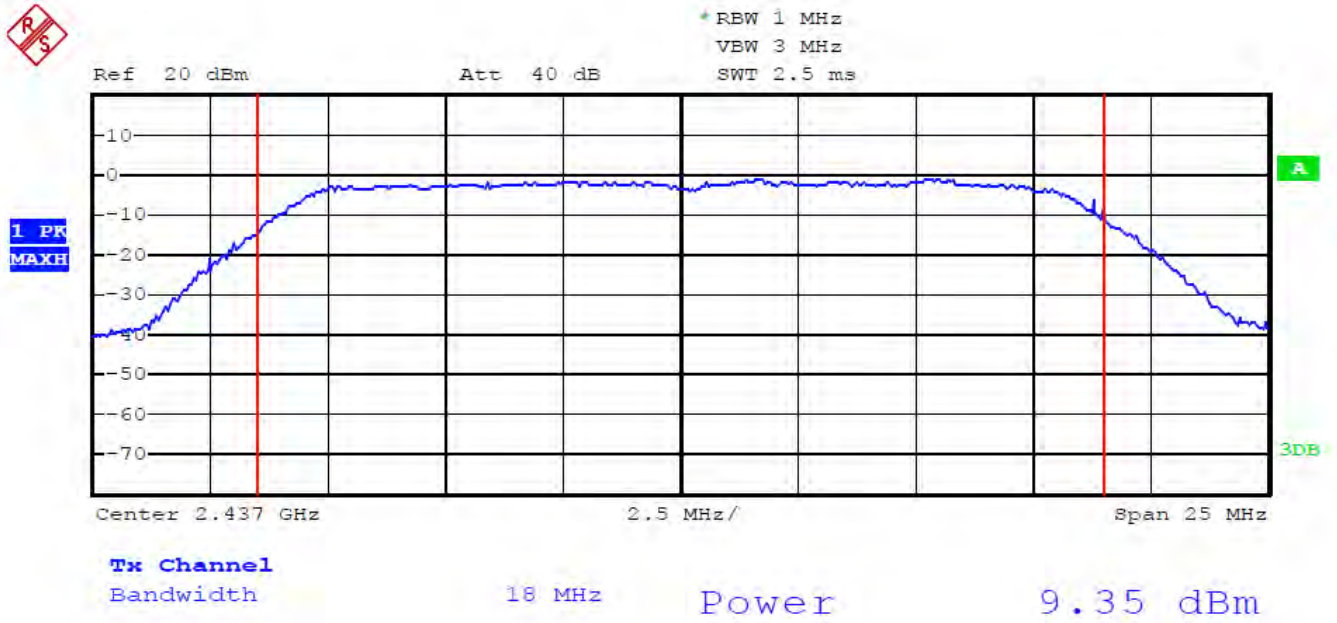
Bandwidth

18 MHz

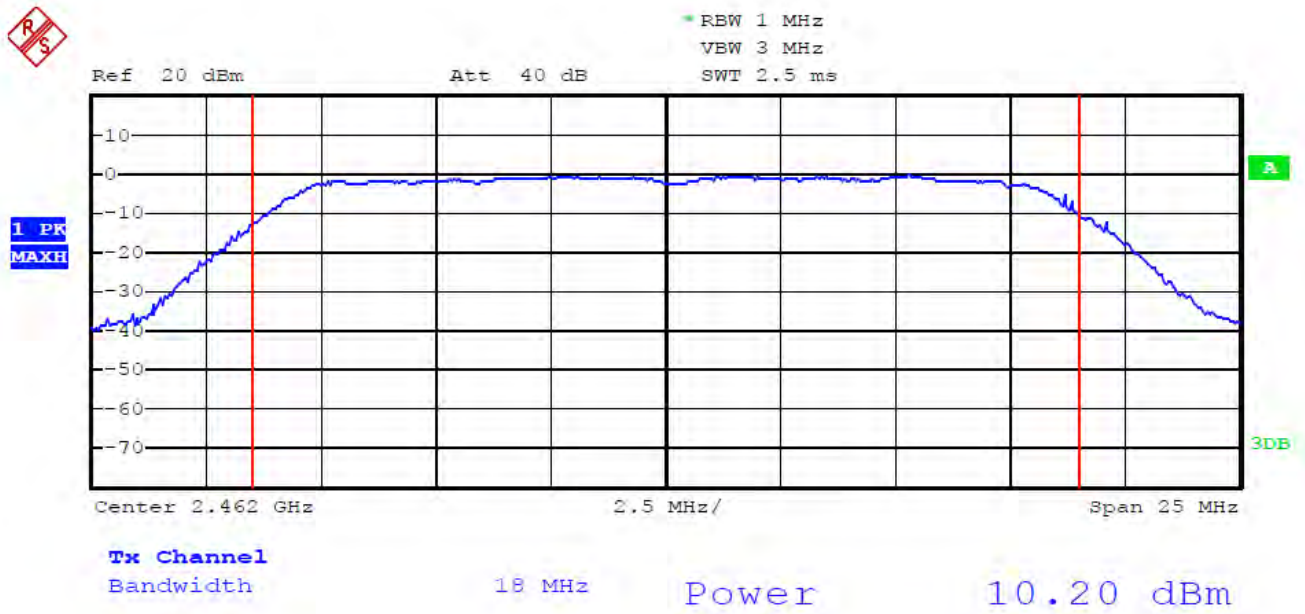
Power

10.09 dBm

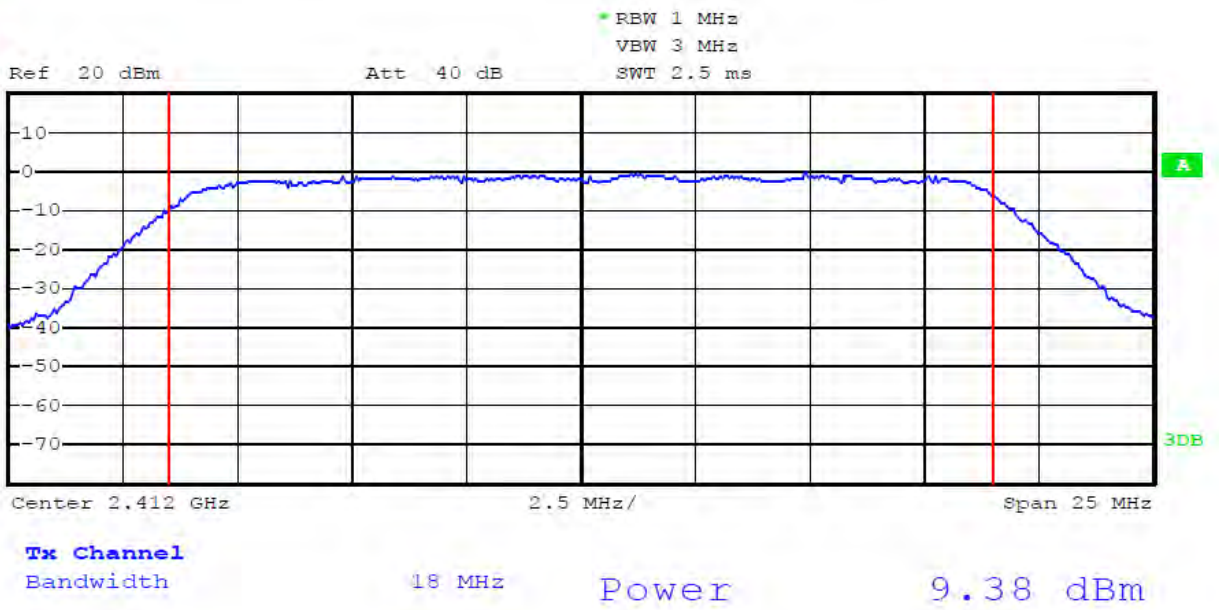
802.11g Channel Middle 2437MHz



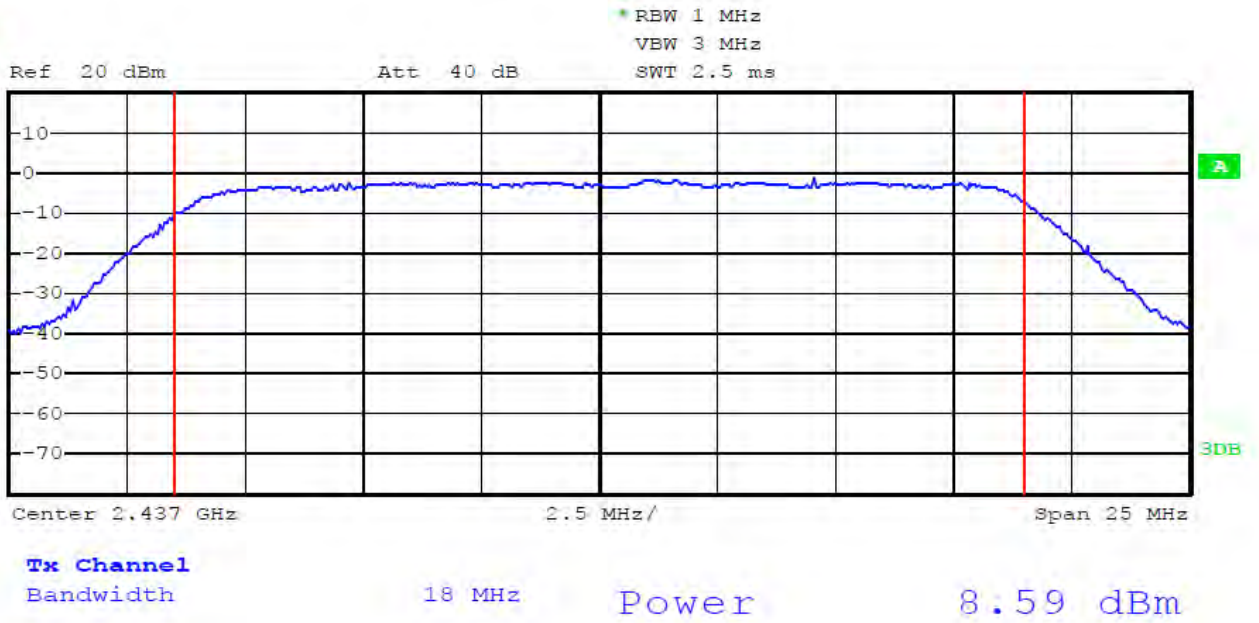
802.11g Channel High 2462MHz



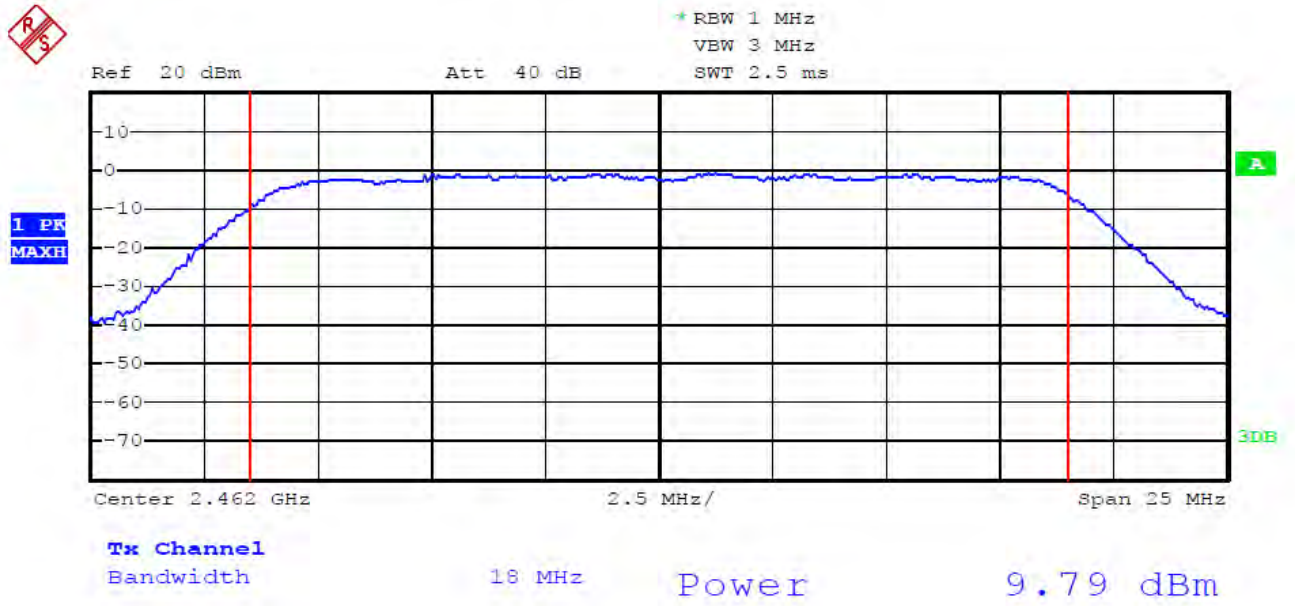
802.11n Channel Low 2412MHz



802.11n Channel Middle 2437MHz



802.11n Channel High 2462MHz



7. POWER SPECTRAL DENSITY MEASUREMENT

7.1. Block Diagram of Test Setup



(EUT: Wimo)

7.2. The Requirement For Section 15.247(e)

Section 15.247(e): For digitally modulated systems, the power spectral density conducted from the intentional radiator to the antenna shall not be greater than 8 dBm in any 3 kHz band during any time interval of continuous transmission.

7.3. EUT Configuration on Measurement

The following equipment are installed on the emission Measurement to meet the commission requirements and operating regulations in a manner which tends to maximize its emission characteristics in normal application.

7.3.1. Wimo (EUT)

Model Number	:	wimo wf
Serial Number	:	N/A
Manufacturer	:	ITALCOM GROUP

7.4. Operating Condition of EUT

7.4.1. Setup the EUT and simulator as shown as Section 7.1.

7.4.2. Turn on the power of all equipment.

7.4.3. Let the EUT work in TX modes measure it. The transmit frequency are 2412-2462MHz. We select 2412MHz, 2437MHz, 2462MHz TX frequency to transmit.

7.5. Test Procedure

7.5.1. The transmitter output was connected to the spectrum analyzer through a low loss cable.

7.5.2. Set RBW of spectrum analyzer to 3kHz and VBW to 10kHz, sweep time = Span/3kHz.

7.5.3. Measurement the maximum power spectral density.

7.6. Test Result

PASS.

Date of Test:	<u>January 10, 2012</u>	Temperature:	<u>25°C</u>
EUT:	<u>Wimo</u>	Humidity:	<u>50%</u>
Model No.:	<u>wimo wf</u>	Power Supply:	<u>DC 3.7V</u>
Test Mode:	<u>TX</u>	Test Engineer:	<u>Pei</u>

The test was performed with 802.11b			
Channel	Frequency (MHz)	Power Spectral Density (dBm)	Limits (dBm)
Low	2412	-5.93	8 dBm
Middle	2437	-6.89	8 dBm
High	2462	-5.59	8 dBm

The test was performed with 802.11g			
Channel	Frequency (MHz)	Power Spectral Density (dBm)	Limits (dBm)
Low	2412	-24.58	8 dBm
Middle	2437	-26.79	8 dBm
High	2462	-24.29	8 dBm

The test was performed with 802.11n			
Channel	Frequency (MHz)	Power Spectral Density (dBm)	Limits (dBm)
Low	2412	-24.89	8 dBm
Middle	2437	-26.06	8 dBm
High	2462	-25.45	8 dBm

The spectrum analyzer plots are attached as below.

802.11b Channel Low 2412MHz

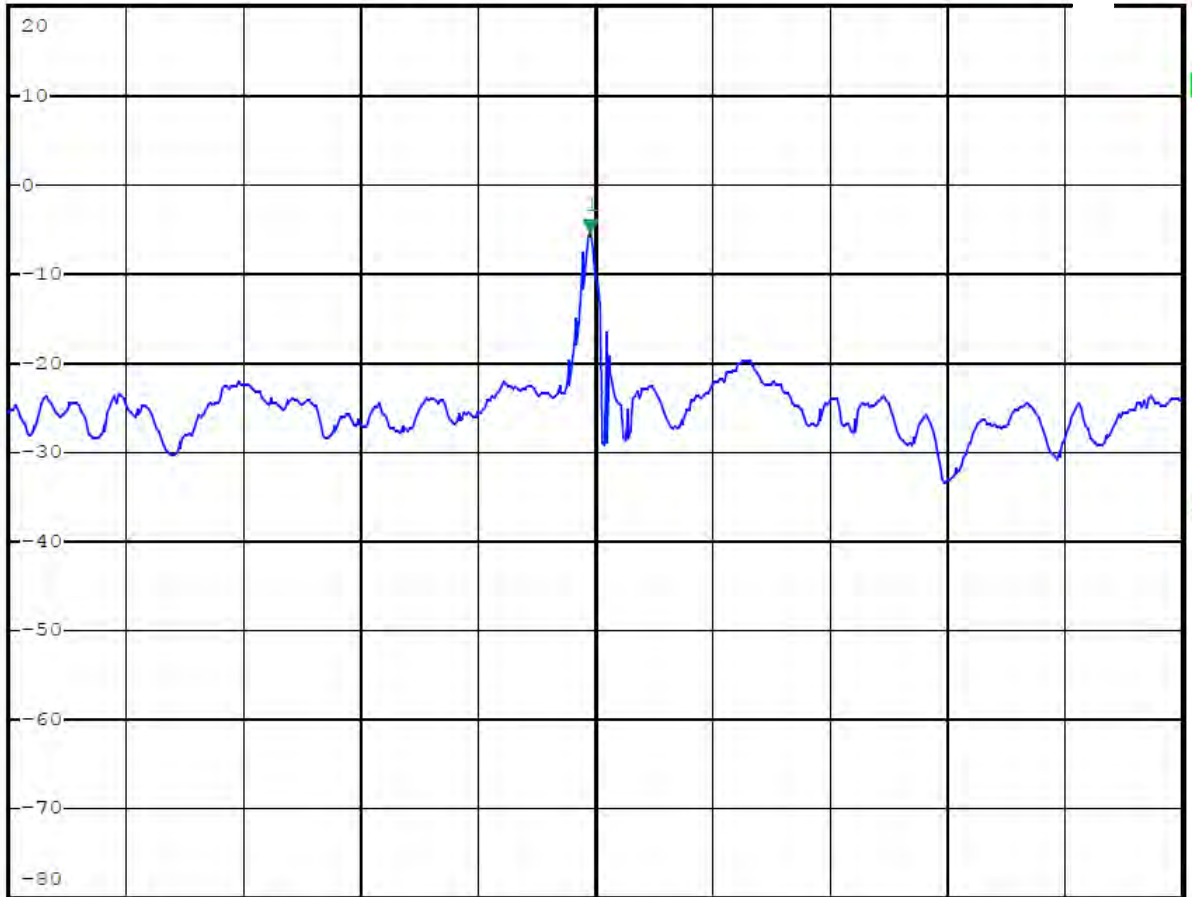


*RBW 3 kHz Marker 1 [T1]
VEW 10 kHz -5.93 dBm
*SWT 100 s 2.410068800 GHz

Ref 20 dBm

Att 50 dB

1 PK
MAXH

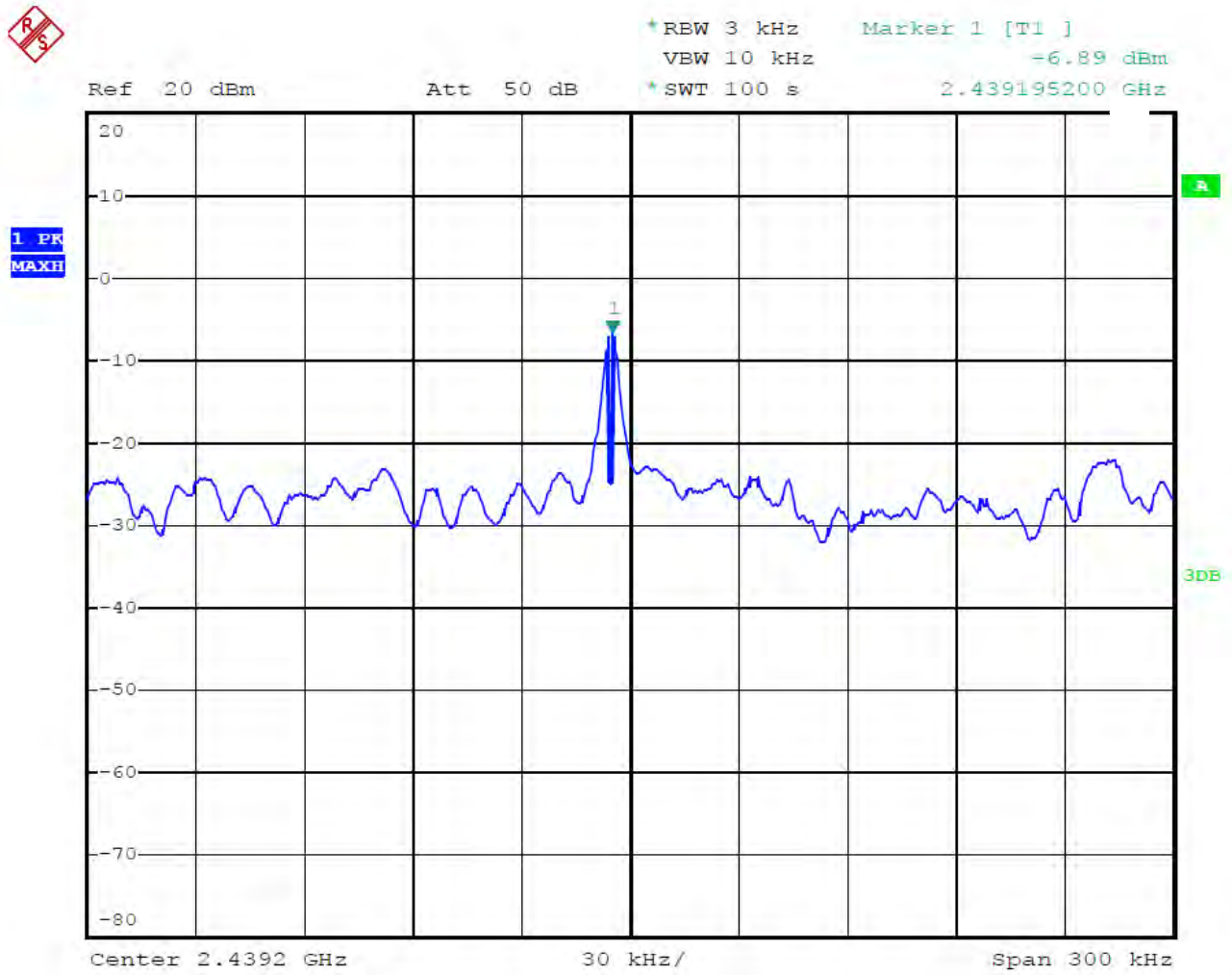


Center 2.41007 GHz

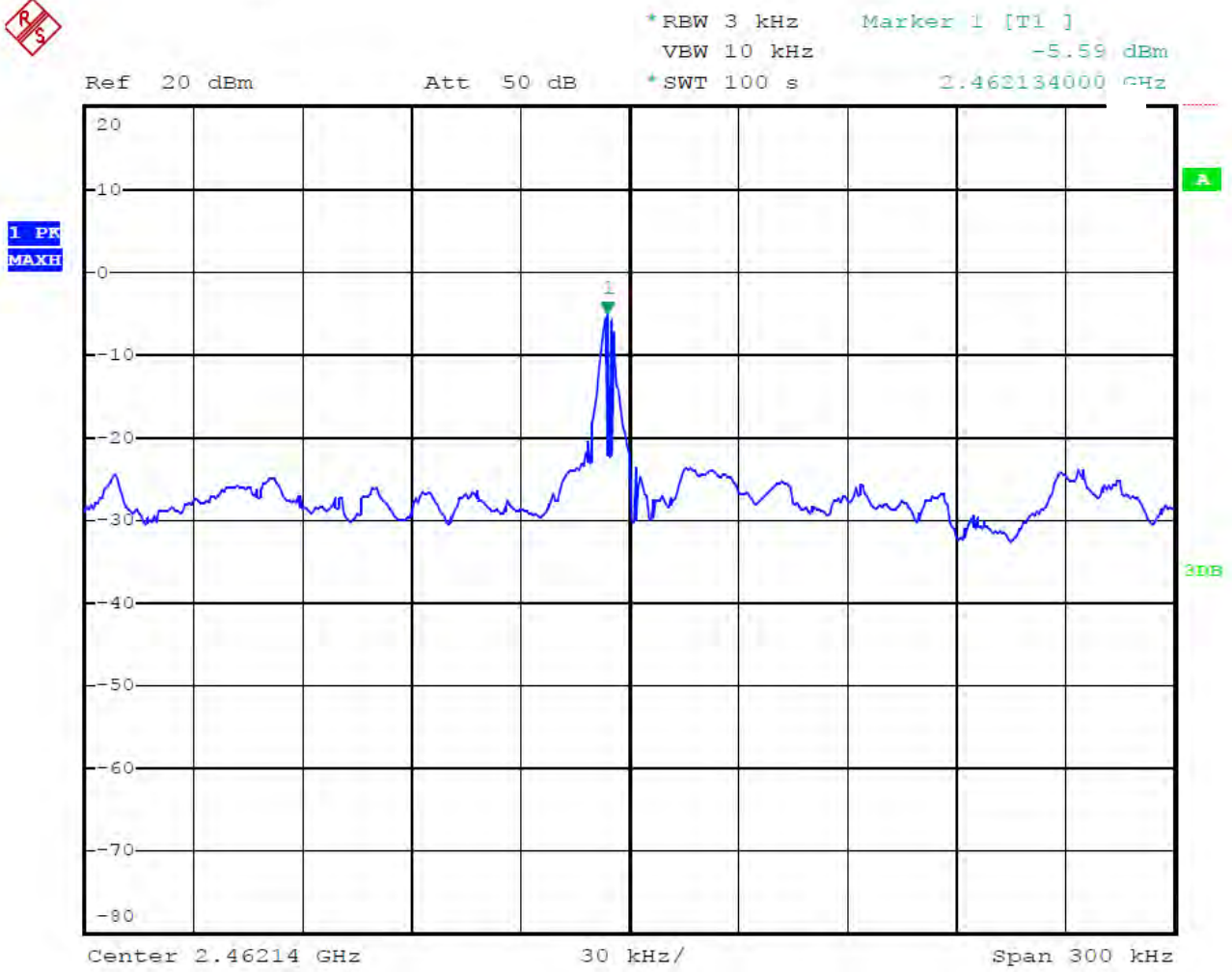
30 kHz/

Span 300 kHz

802.11b Channel Middle 2437MHz



802.11b Channel High 2462MHz



802.11g Channel Low 2412MHz

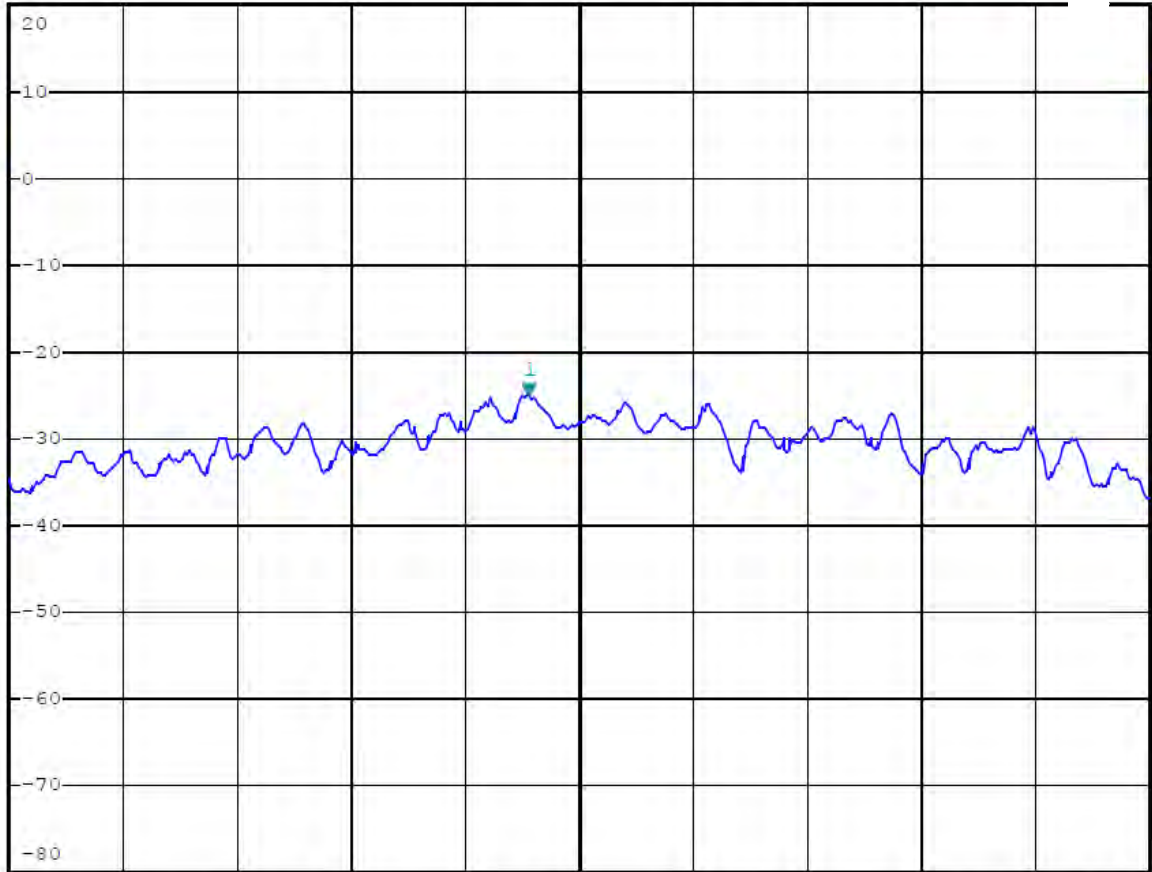


*REW 3 kHz Marker 1 [T1]
VEW 10 kHz -24.58 dBm
*SWT 100 s 2.414606800 GHz

Ref 20 dBm

Att 50 dB

1 PK
MAXH



Center 2.41462 GHz

30 kHz/

Span 300 kHz

802.11g Channel Middle 2437MHz

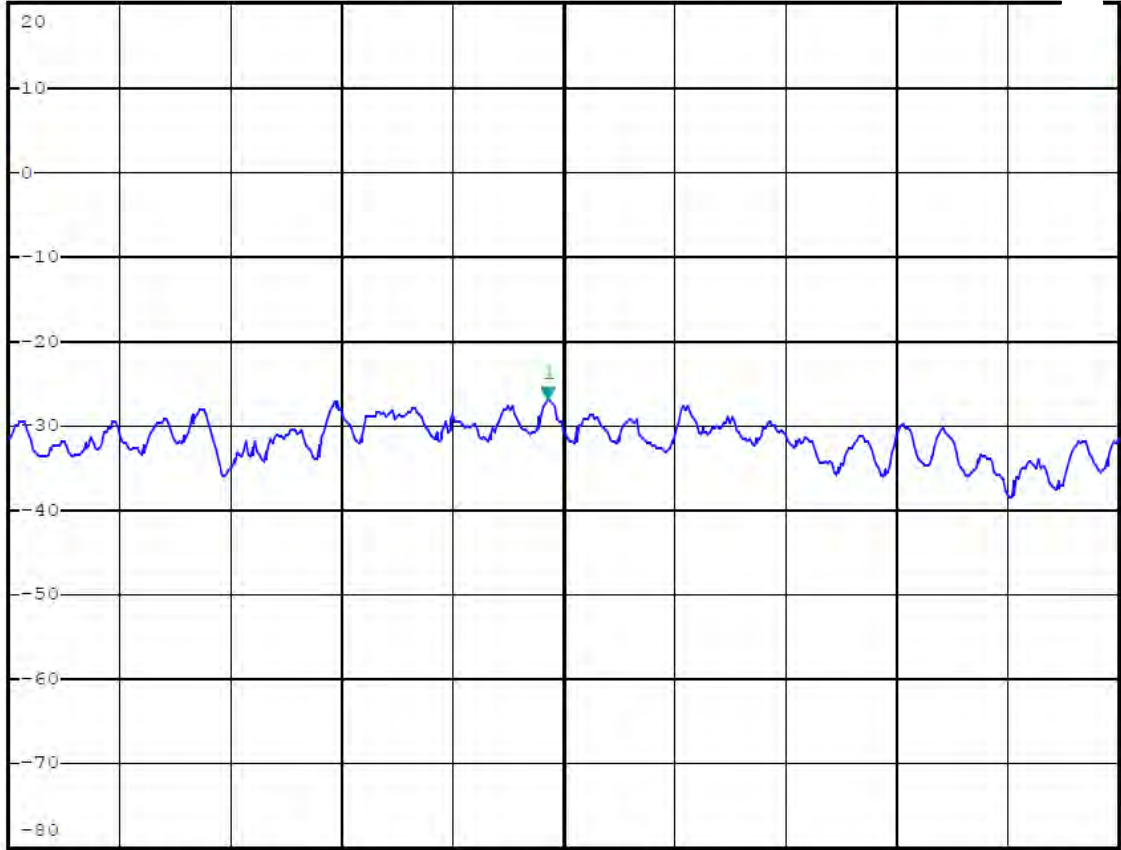


*RBW 3 kHz Marker 1 [T1]
VBW 10 kHz -26.79 dBm
*SWT 100 s 2.438715800 GHz

Ref 20 dBm

Att 50 dB

1 PK
MAXH

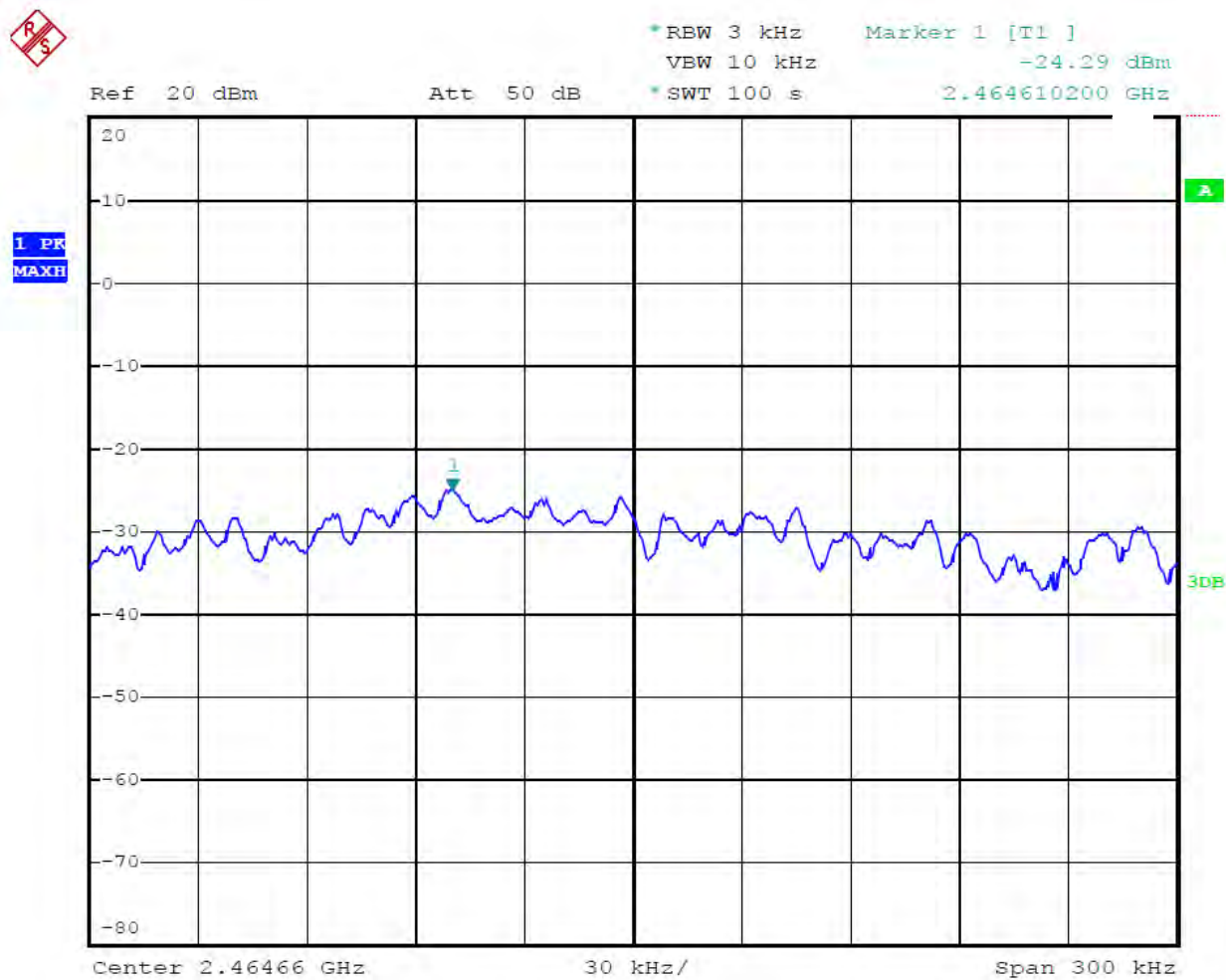


Center 2.43872 GHz

30 kHz/

Span 300 kHz

802.11g Channel High 2462MHz

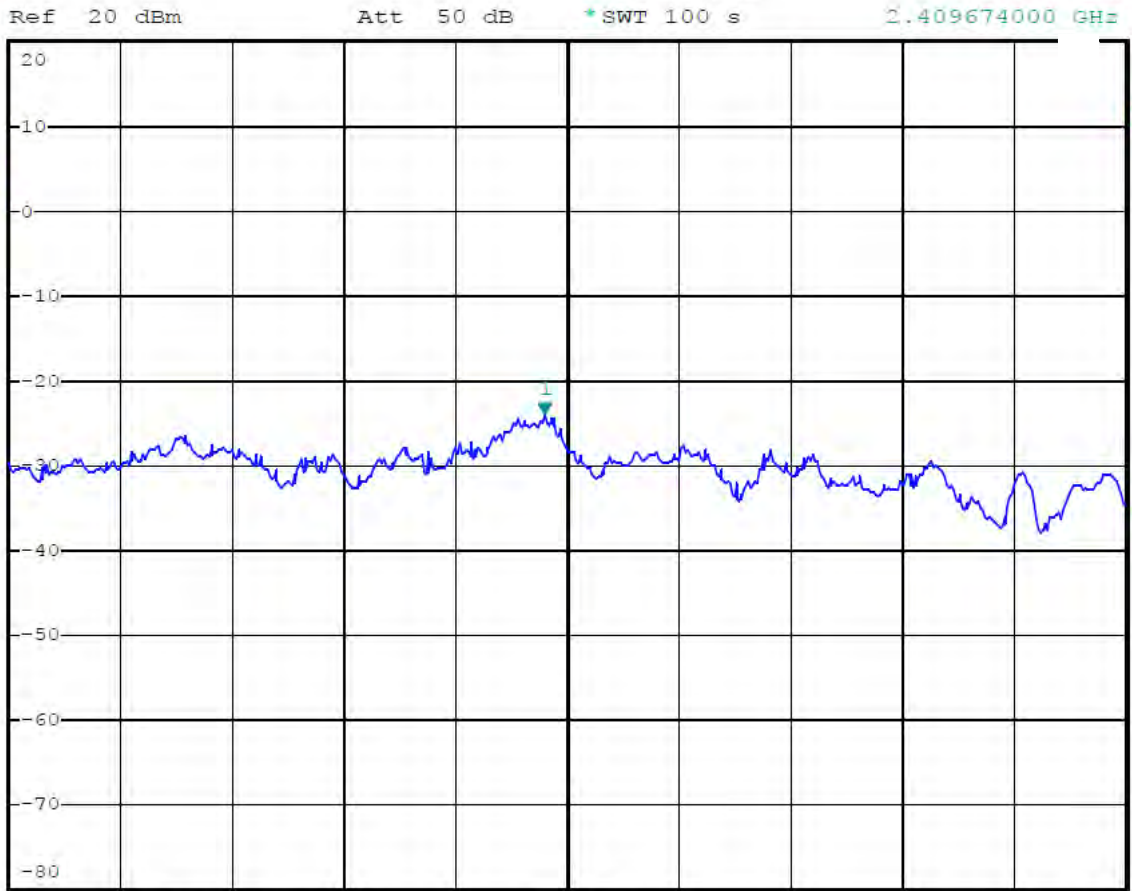


802.11n Channel Low 2412MHz



*RBW 3 kHz Marker 1 [T1 j]
VBW 10 kHz -24.89 dBm
*SWT 100 s 2.409674000 GHz

1 PR
MAXH



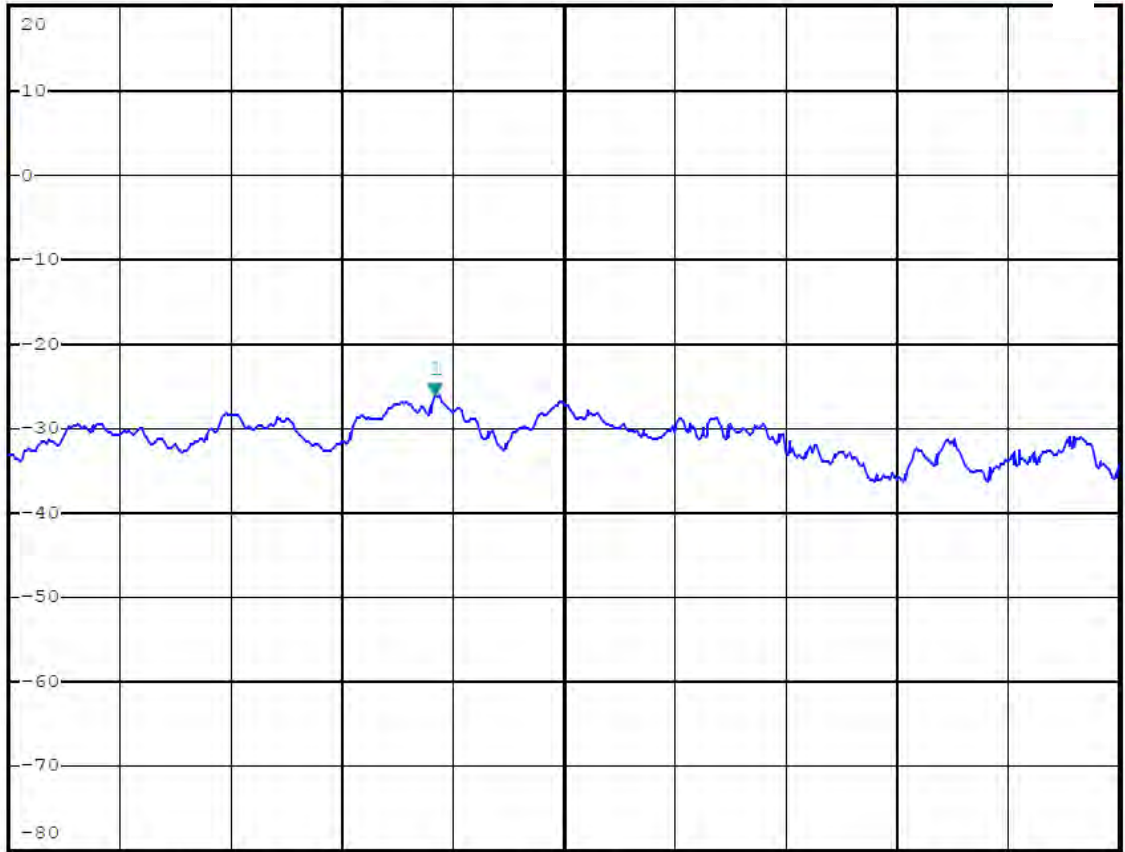
Center 2.40968 GHz 30 kHz/ Span 300 kHz

802.11n Channel Middle 2437MHz



Ref 20 dBm Att 50 dB RBW 3 kHz VBW 10 kHz SWT 100 s Marker 1 [T1] -26.06 dBm 2.438385200 GHz

1 PK
MAXH



Center 2.43842 GHz 30 kHz/ Span 300 kHz

802.11n Channel High 2462MHz

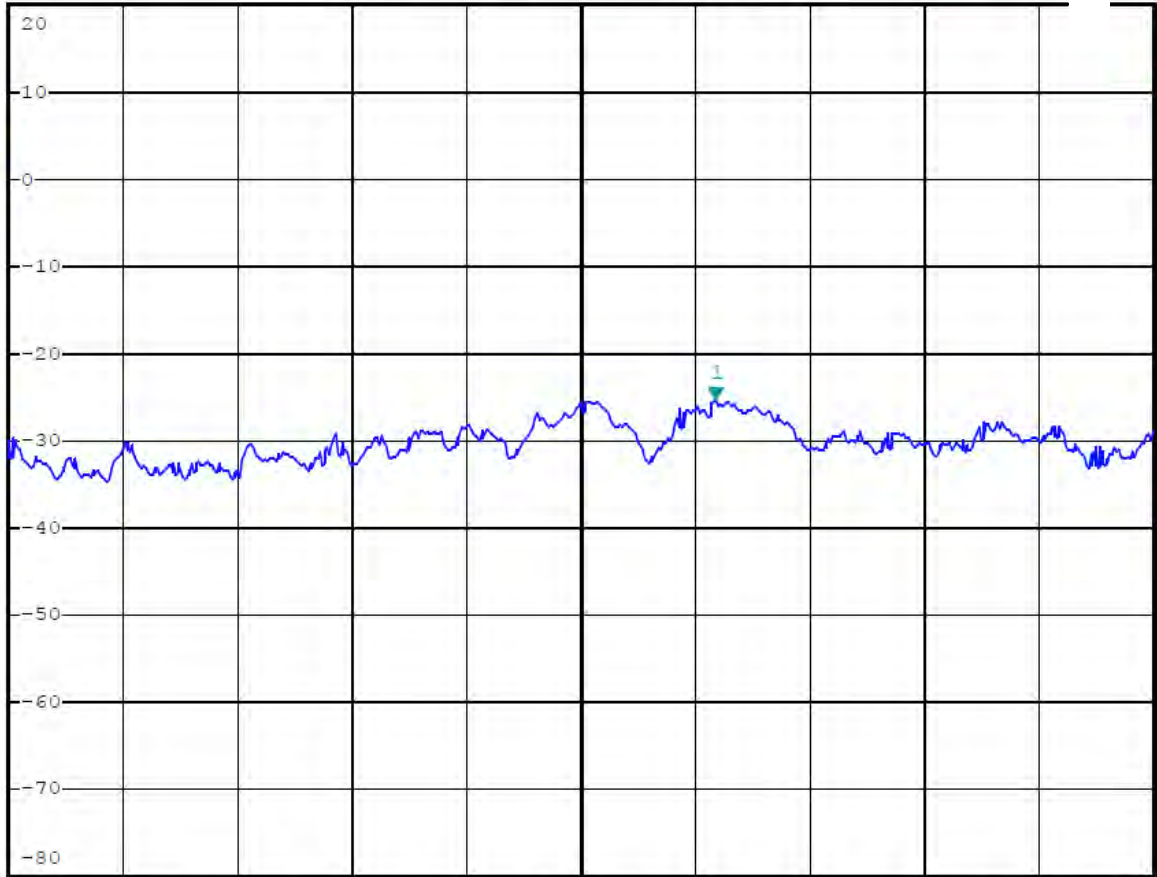


*RBW 3 kHz Marker 1 [T1]
VBW 10 kHz -25.45 dBm
*SWT 100 s 2.460875400 GHz

Ref 20 dBm

Att 50 dB

1 PK
MAXH



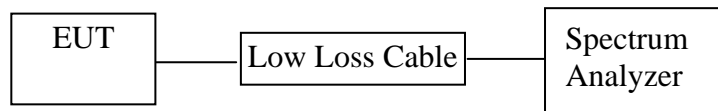
Center 2.46084 GHz

30 kHz/

Span 300 kHz

8. BAND EDGE COMPLIANCE TEST

8.1. Block Diagram of Test Setup



(EUT: Wimo)

8.2. The Requirement For Section 15.247(d)

Section 15.247(d): In any 100 kHz bandwidth outside the frequency band in which the spread spectrum or digitally modulated intentional radiator is operating, the radio frequency power that is produced by the intentional radiator shall be at least 20 dB below that in the 100 kHz bandwidth within the band that contains the highest level of the desired power, based on either an RF conducted or a radiated measurement, provided the transmitter demonstrates compliance with the peak conducted power limits. If the transmitter complies with the conducted power limits based on the use of RMS averaging over a time interval, as permitted under paragraph (b)(3) of this section, the attenuation required under this paragraph shall be 30 dB instead of 20 dB. Attenuation below the general limits specified in Section 15.209(a) is not required. In addition, radiated emissions which fall in the restricted bands, as defined in Section 15.205(a), must also comply with the radiated emission limits specified in Section 15.209(a).

8.3. EUT Configuration on Measurement

The following equipment are installed on the emission Measurement to meet the commission requirements and operating regulations in a manner which tends to maximize its emission characteristics in normal application.

8.3.1. Wimo (EUT)

Model Number	:	wimo wf
Serial Number	:	N/A
Manufacturer	:	ITALCOM GROUP

8.4. Operating Condition of EUT

8.4.1. Setup the EUT and simulator as shown as Section 8.1.

8.4.2. Turn on the power of all equipment.

8.4.3. Let the EUT work in TX modes measure it. The transmit frequency are 2412-2462MHz. We select 2412MHz, 2462MHz TX frequency to transmit.

8.5. Test Procedure

Conducted Band Edge:

8.5.1. The transmitter output was connected to the spectrum analyzer via a low loss cable.

8.5.2. Set RBW of spectrum analyzer to 100kHz and VBW to 300kHz.

Radiate Band Edge:

8.5.3. The EUT is placed on a turntable, which is 0.8m above the ground plane and worked at highest radiated power.

8.5.4. The turntable was rotated for 360 degrees to determine the position of maximum emission level.

8.5.5. EUT is set 3m away from the receiving antenna, which is varied from 1m to 4m to find out the highest emission.

8.5.6. Set the spectrum analyzer in the following setting in order to capture the lower and upper band-edges of the emission:

RBW=1MHz, VBW=1MHz

8.5.7. The band edges was measured and recorded.

8.6. Test Result

Pass**Conducted test**

Date of Test:	January 10, 2012	Temperature:	25°C
EUT:	Wimo	Humidity:	50%
Model No.:	wimo wf	Power Supply:	DC 3.7V
Test Mode:	TX	Test Engineer:	Pei

The test was performed with 802.11b

Frequency (MHz)	Result of Band Edge (dBc)	Limit of Band Edge (dBc)
2412	37.59	> 20dBc
2462	36.79	> 20dBc

The test was performed with 802.11g

Frequency (MHz)	Result of Band Edge (dBc)	Limit of Band Edge (dBc)
2412	33.58	> 20dBc
2462	32.12	> 20dBc

The test was performed with 802.11n

Frequency (MHz)	Result of Band Edge (dBc)	Limit of Band Edge (dBc)
2412	32.26	> 20dBc
2462	32.45	> 20dBc

802.11b Channel Low 2412MHz

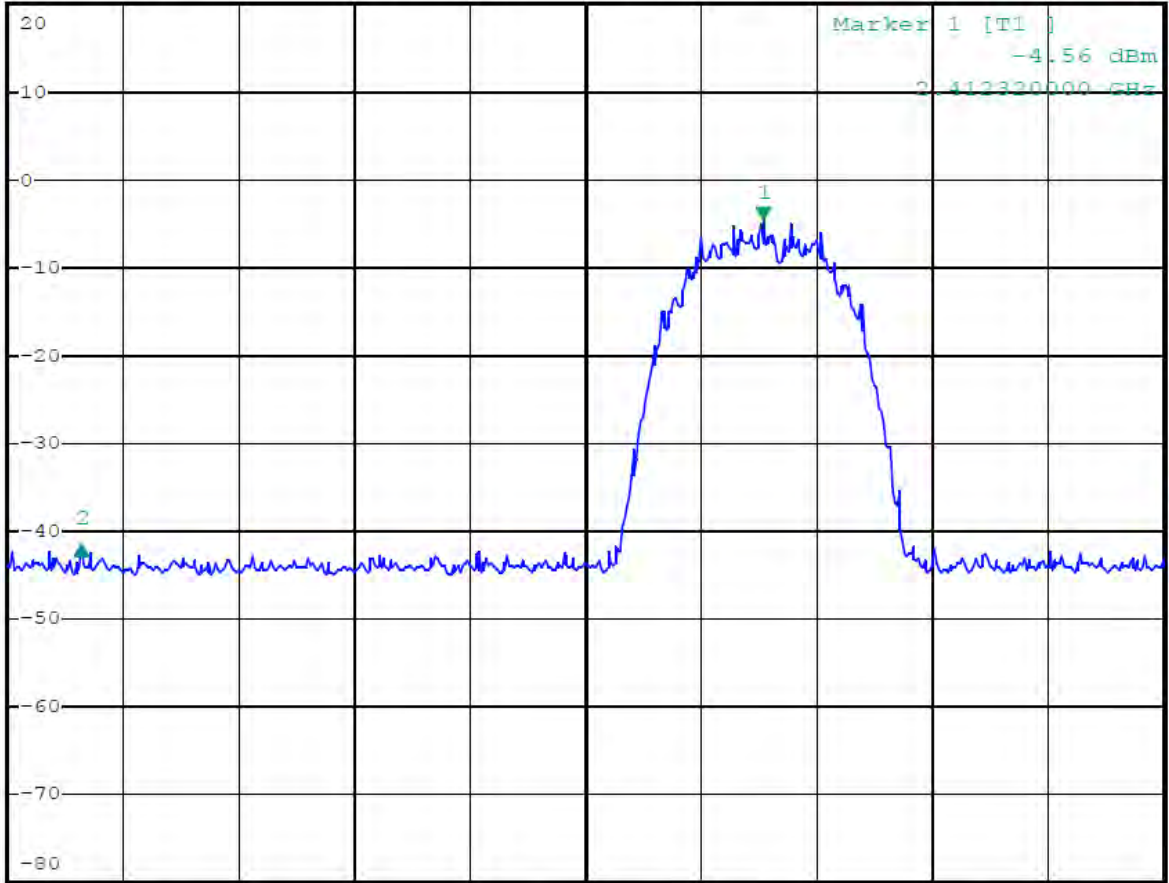


*RBW 100 kHz Delta 2 [T1]
VBW 300 kHz -37.59 dB
SWT 10 ms -47.200000000 MHz

Ref 20 dBm

Att 50 dB

1 PK
MAXH



Center 2.4 GHz

8 MHz/

Span 80 MHz

802.11b Channel High 2462MHz

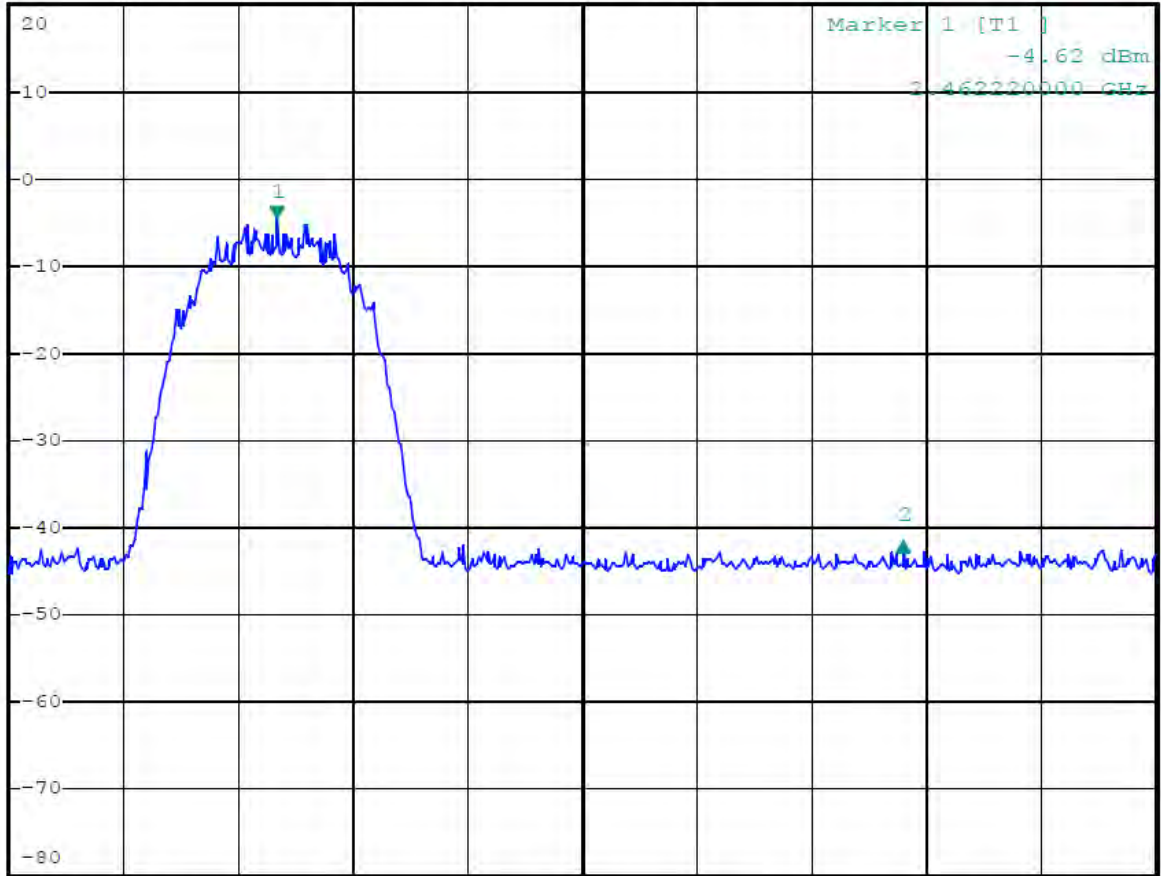


*RBW 100 kHz Delta 2 [T1]
VBW 300 kHz -36.79 dB
SWT 10 ms 43.680000000 MHz

Ref 20 dBm

Att 50 dB

1 PK
MAXH



Center 2.4835 GHz

8 MHz/

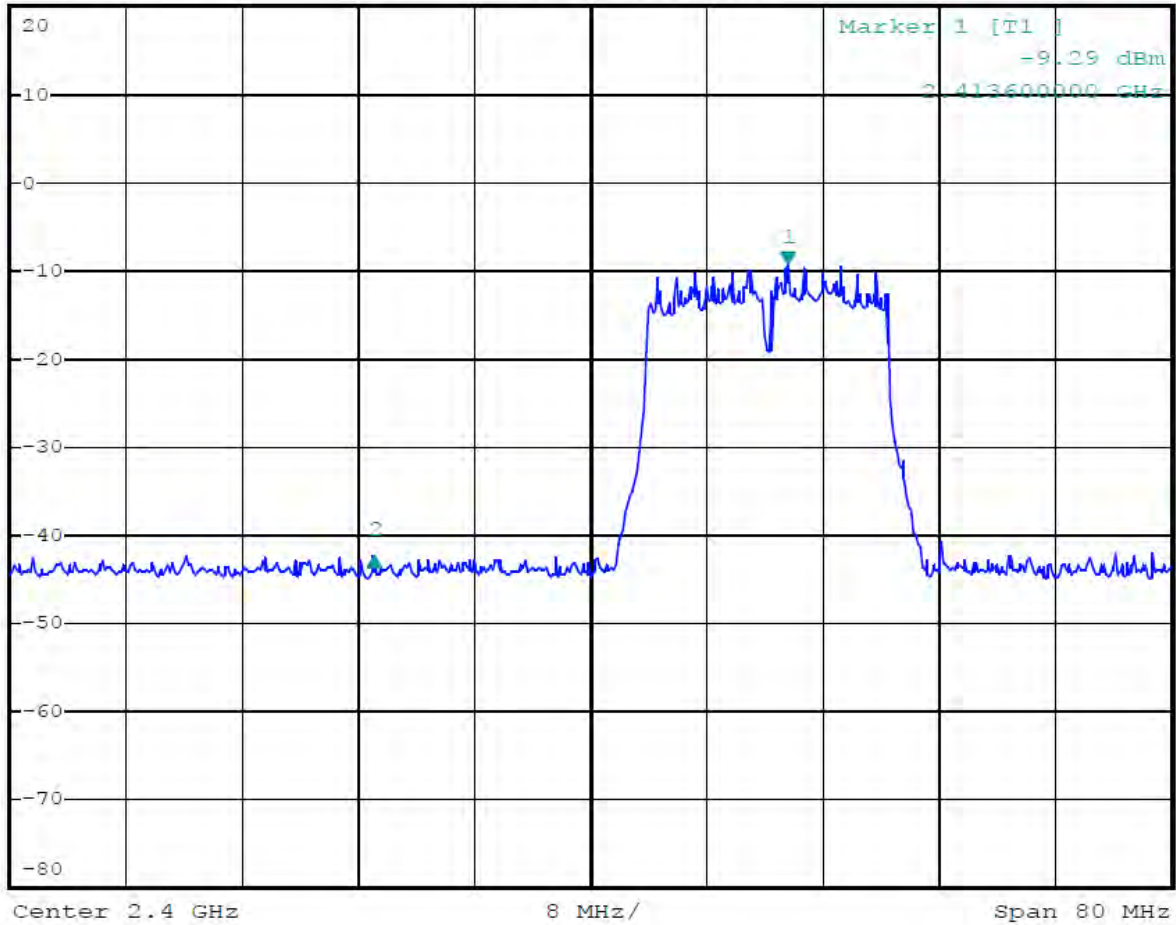
Span 80 MHz

802.11g Channel Low 2412MHz



*RBW 100 kHz Delta 2 [T1]
VBW 300 kHz -33.58 dB
Ref 20 dBm Att 50 dB SWT 10 ms -28.480000000 MHz

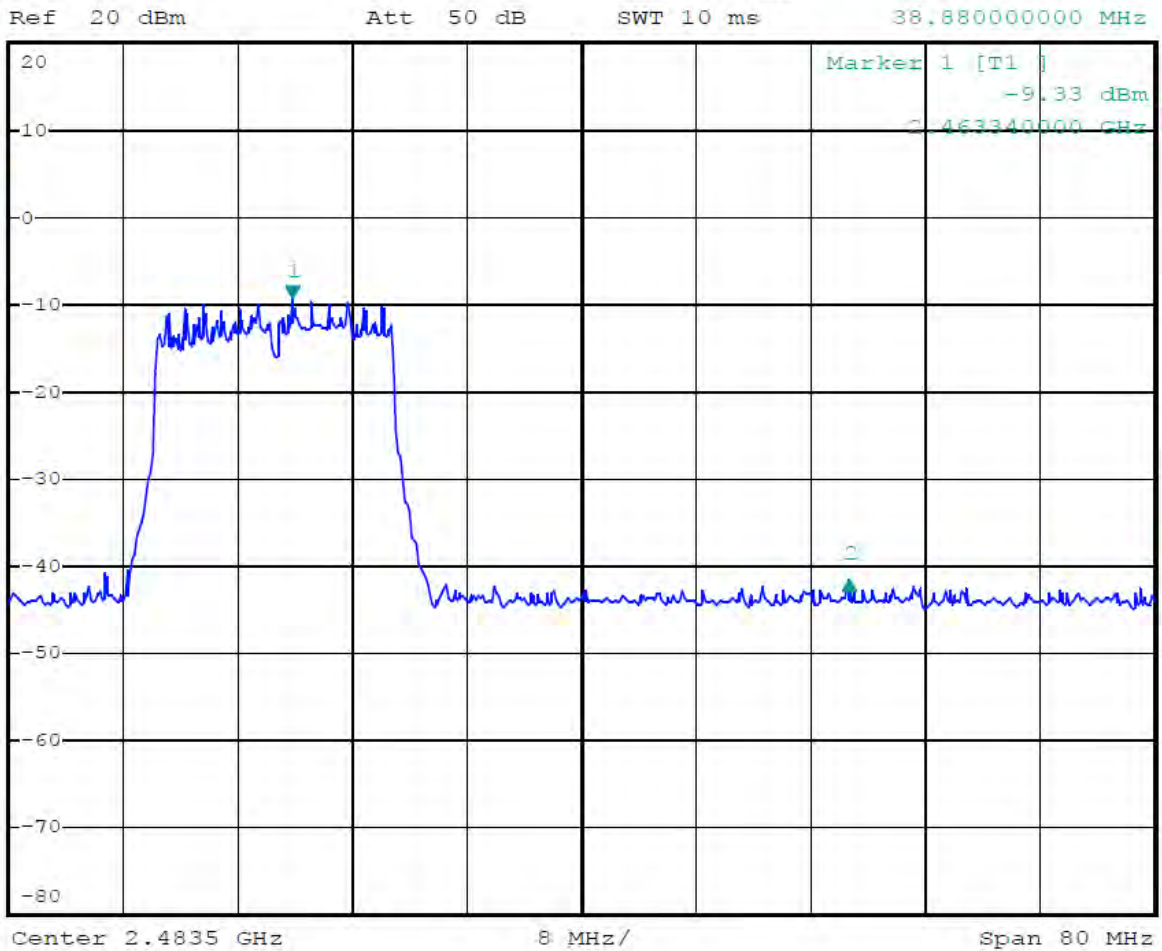
1 PK
MAXH



802.11g Channel High 2462MHz



*RBW 100 kHz Delta 2 [T1]
VBW 300 kHz -32.12 dB
SWT 10 ms 38.880000000 MHz



802.11n Channel High 2412MHz

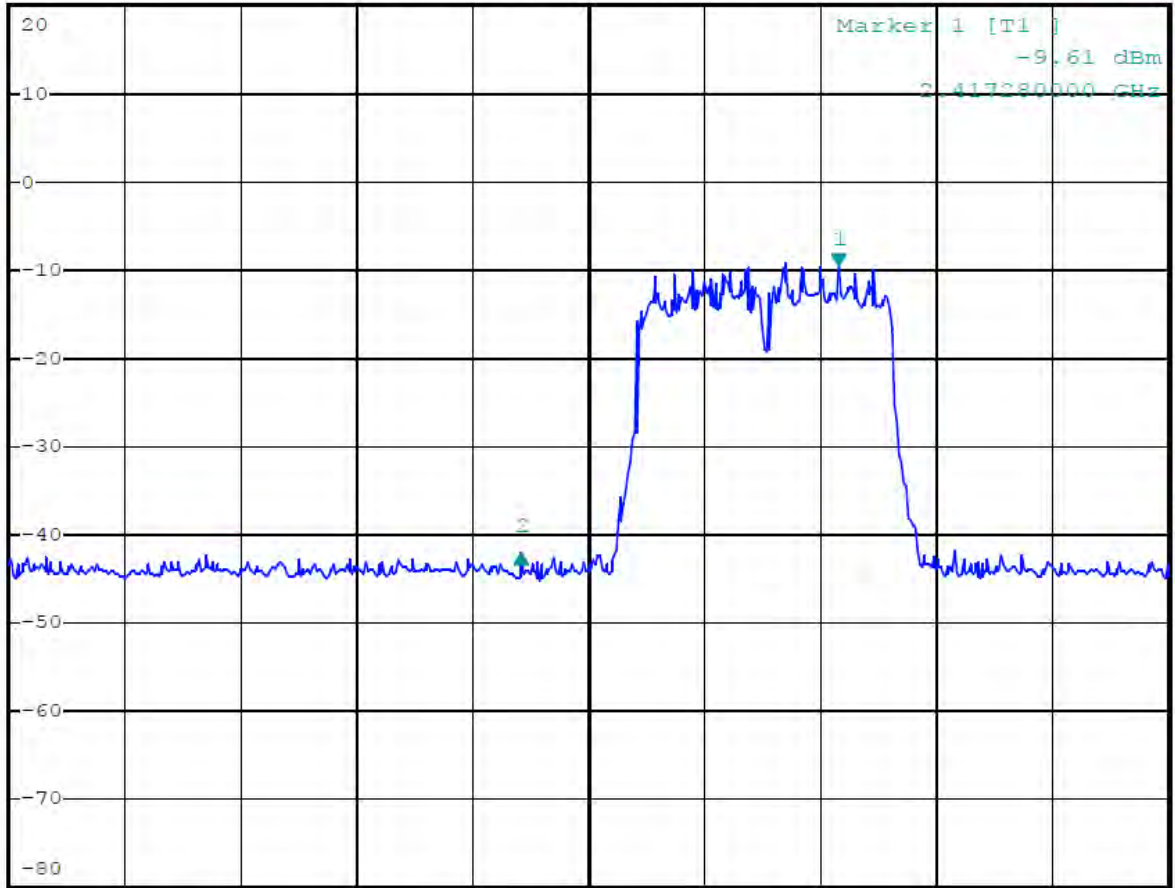


*RBW 100 kHz Delta 2 [T1]
VBW 300 kHz -32.26 dB
SWT 10 ms -21.920000000 MHz

Ref 20 dBm

Att 50 dB

1 PK
MAXH



Center 2.4 GHz

8 MHz/

Span 80 MHz

802.11n Channel High 2462MHz

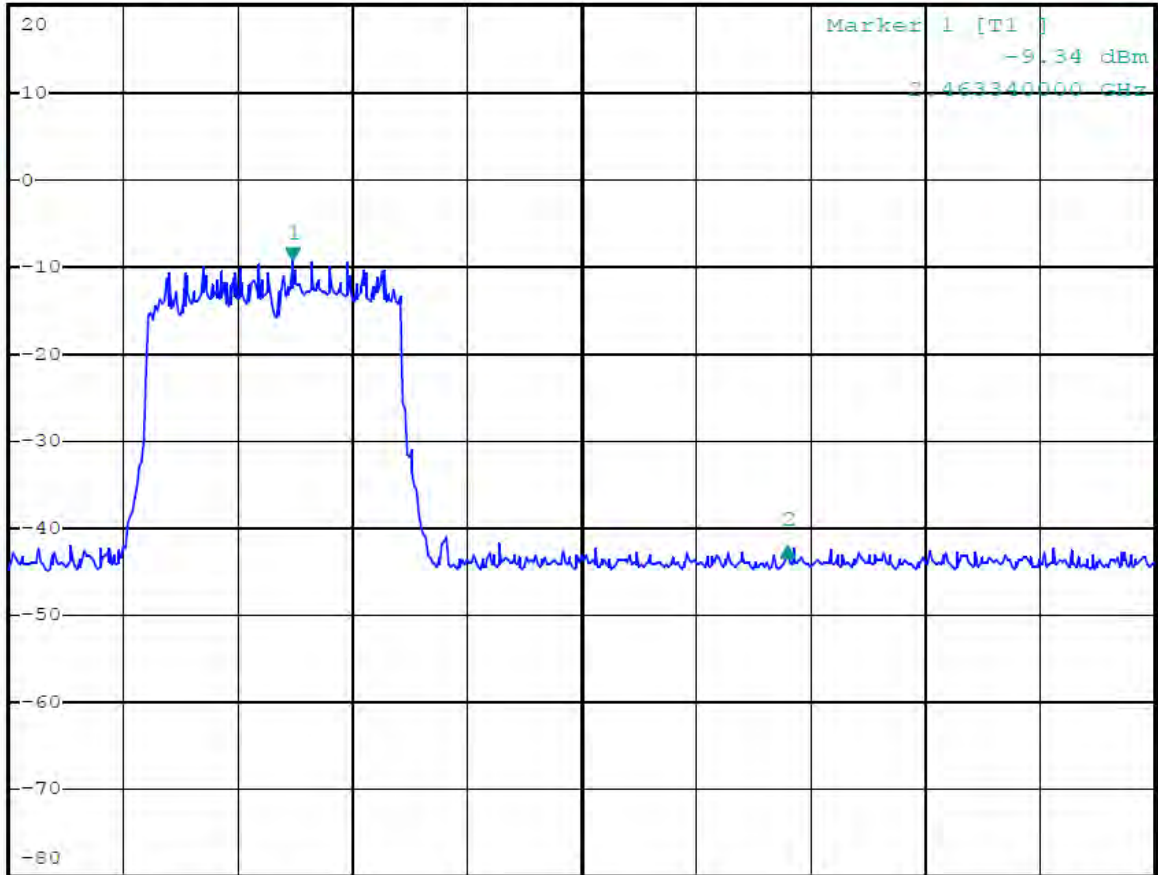


* RBW 100 kHz Delta 2 [T1]
VBW 300 kHz -32.45 dB
SWT 10 ms 34.560000000 MHz

Ref 20 dBm

Att 50 dB

1 PK
MAXH



Center 2.4835 GHz

8 MHz/

Span 80 MHz

Radiated Band Edge Result

Date of Test:	<u>January 11, 2012</u>	Temperature:	<u>25°C</u>
EUT:	<u>Wimo</u>	Humidity:	<u>50%</u>
Model No.:	<u>wimo wf</u>	Power Supply:	<u>DC 3.7V</u>
Test Mode:	<u>802.11b Channel Low 2412MHz</u>	Test Engineer:	<u>Pei</u>

Frequency (MHz)	Reading(dBμV/m)		Factor(dB) Corr.	Result(dBμV/m)		Limit(dBμV/m)		Margin(dB)		Polarization
	AV	PEAK		AV	PEAK	AV	PEAK	AV	PEAK	
-	-	-	-	-	-	-	-	-	-	Vertical
-	-	-	-	-	-	-	-	-	-	Horizontal

Note:

1. Emissions attenuated more than 20 dB below the permissible value are not reported.
2. The field strength is calculated by adding the antenna factor, high pass filter loss(if used) and cable loss, and subtracting the amplifier gain(if any)from the measured reading. The basic equation calculation is as follows:

$$\text{Result} = \text{Reading} + \text{Corrected Factor}$$
3. Display the measurement of peak values.

Date of Test:	<u>January 11, 2012</u>	Temperature:	<u>25°C</u>
EUT:	<u>Wimo</u>	Humidity:	<u>50%</u>
Model No.:	<u>wimo wf</u>	Power Supply:	<u>DC 3.7V</u>
Test Mode:	<u>802.11b Channel High 2462MHz</u>	Test Engineer:	<u>Pei</u>

Frequency (MHz)	Reading(dBμV/m)		Factor(dB) Corr.	Result(dBμV/m)		Limit(dBμV/m)		Margin(dB)		Polarization
	AV	PEAK		AV	PEAK	AV	PEAK	AV	PEAK	
-	-	-	-	-	-	-	-	-	-	Vertical
-	-	-	-	-	-	-	-	-	-	Horizontal

Note:

1. Emissions attenuated more than 20 dB below the permissible value are not reported.
2. The field strength is calculated by adding the antenna factor, high pass filter loss(if used) and cable loss, and subtracting the amplifier gain(if any)from the measured reading. The basic equation calculation is as follows:
Result = Reading + Corrected Factor
3. Display the measurement of peak values.

Date of Test:	<u>January 11, 2012</u>	Temperature:	<u>25°C</u>
EUT:	<u>Wimo</u>	Humidity:	<u>50%</u>
Model No.:	<u>wimo wf</u>	Power Supply:	<u>DC 3.7V</u>
Test Mode:	<u>802.11g Channel Low 2412MHz</u>	Test Engineer:	<u>Pei</u>

Frequency (MHz)	Reading(dBμV/m)		Factor(dB) Corr.	Result(dBμV/m)		Limit(dBμV/m)		Margin(dB)		Polarization
	AV	PEAK		AV	PEAK	AV	PEAK	AV	PEAK	
-	-	-	-	-	-	-	-	-	-	Vertical
-	-	-	-	-	-	-	-	-	-	Horizontal

Note:

1. Emissions attenuated more than 20 dB below the permissible value are not reported.
2. The field strength is calculated by adding the antenna factor, high pass filter loss(if used) and cable loss, and subtracting the amplifier gain(if any)from the measured reading. The basic equation calculation is as follows:

$$\text{Result} = \text{Reading} + \text{Corrected Factor}$$
3. Display the measurement of peak values.

Date of Test:	<u>January 11, 2012</u>	Temperature:	<u>25°C</u>
EUT:	<u>Wimo</u>	Humidity:	<u>50%</u>
Model No.:	<u>wimo wf</u>	Power Supply:	<u>DC 3.7V</u>
Test Mode:	<u>802.11g Channel High 2462MHz</u>	Test Engineer:	<u>Pei</u>

Frequency (MHz)	Reading(dBμV/m)		Factor(dB) Corr.	Result(dBμV/m)		Limit(dBμV/m)		Margin(dB)		Polarization
	AV	PEAK		AV	PEAK	AV	PEAK	AV	PEAK	
-	-	-	-	-	-	-	-	-	-	Vertical
-	-	-	-	-	-	-	-	-	-	Horizontal

Note:

1. Emissions attenuated more than 20 dB below the permissible value are not reported.
2. The field strength is calculated by adding the antenna factor, high pass filter loss(if used) and cable loss, and subtracting the amplifier gain(if any)from the measured reading. The basic equation calculation is as follows:
Result = Reading + Corrected Factor
3. Display the measurement of peak values.

Date of Test:	<u>January 11, 2012</u>	Temperature:	<u>25°C</u>
EUT:	<u>Wimo</u>	Humidity:	<u>50%</u>
Model No.:	<u>wimo wf</u>	Power Supply:	<u>DC 3.7V</u>
Test Mode:	<u>802.11n Channel Low 2412MHz</u>	Test Engineer:	<u>Pei</u>

Frequency (MHz)	Reading(dBμV/m)		Factor(dB) Corr.	Result(dBμV/m)		Limit(dBμV/m)		Margin(dB)		Polarization
	AV	PEAK		AV	PEAK	AV	PEAK	AV	PEAK	
-	-	-	-	-	-	-	-	-	-	Vertical
-	-	-	-	-	-	-	-	-	-	Horizontal

Note:

1. Emissions attenuated more than 20 dB below the permissible value are not reported.
2. The field strength is calculated by adding the antenna factor, high pass filter loss(if used) and cable loss, and subtracting the amplifier gain(if any)from the measured reading. The basic equation calculation is as follows:

$$\text{Result} = \text{Reading} + \text{Corrected Factor}$$
3. Display the measurement of peak values.

Date of Test:	<u>January 11, 2012</u>	Temperature:	<u>25°C</u>
EUT:	<u>Wimo</u>	Humidity:	<u>50%</u>
Model No.:	<u>wimo wf</u>	Power Supply:	<u>DC 3.7V</u>
Test Mode:	<u>802.11n Channel High 2462MHz</u>	Test Engineer:	<u>Pei</u>

Frequency (MHz)	Reading(dBμV/m)		Factor(dB) Corr.	Result(dBμV/m)		Limit(dBμV/m)		Margin(dB)		Polarization
	AV	PEAK		AV	PEAK	AV	PEAK	AV	PEAK	
-	-	-	-	-	-	-	-	-	-	Vertical
-	-	-	-	-	-	-	-	-	-	Horizontal

Note:

1. Emissions attenuated more than 20 dB below the permissible value are not reported.
2. The field strength is calculated by adding the antenna factor, high pass filter loss(if used) and cable loss, and subtracting the amplifier gain(if any)from the measured reading. The basic equation calculation is as follows:
Result = Reading + Corrected Factor
3. Display the measurement of peak values.



ACCURATE TECHNOLOGY CO., LTD.

F1,Bldg,A,Changyuan New Material Port Keyuan Rd,
Science & Industry Park,Nanshan Shenzhen,P.R.China

Site: 966 chamber
Tel:+86-0755-26503290
Fax:+86-0755-26503398

Job No.: Kai #1833	Polarization: Horizontal
Standard: FCC Part 15 PEAK 2.4G	Power Source: AC 120V/60Hz
Test item: Radiation Test	Date: 12/01/11/
Temp.(C)/Hum.(%) 24 C / 48 %	Time: 23:15:17
EUT: Wimo	Engineer Signature: Kai
Mode: TX Channel 1 (802.11b)	Distance:
Model: wimo wf	
Manufacturer: Itacom Group	

Note: Report No.:ATE20120041



No.	Freq. (MHz)	Reading (dBuV/m)	Factor (dB)	Result (dBuV/m)	Limit (dBuV/m)	Margin (dB)	Detector	Height (cm)	Degree (deg.)	Remark
-----	-------------	------------------	-------------	-----------------	----------------	-------------	----------	-------------	---------------	--------



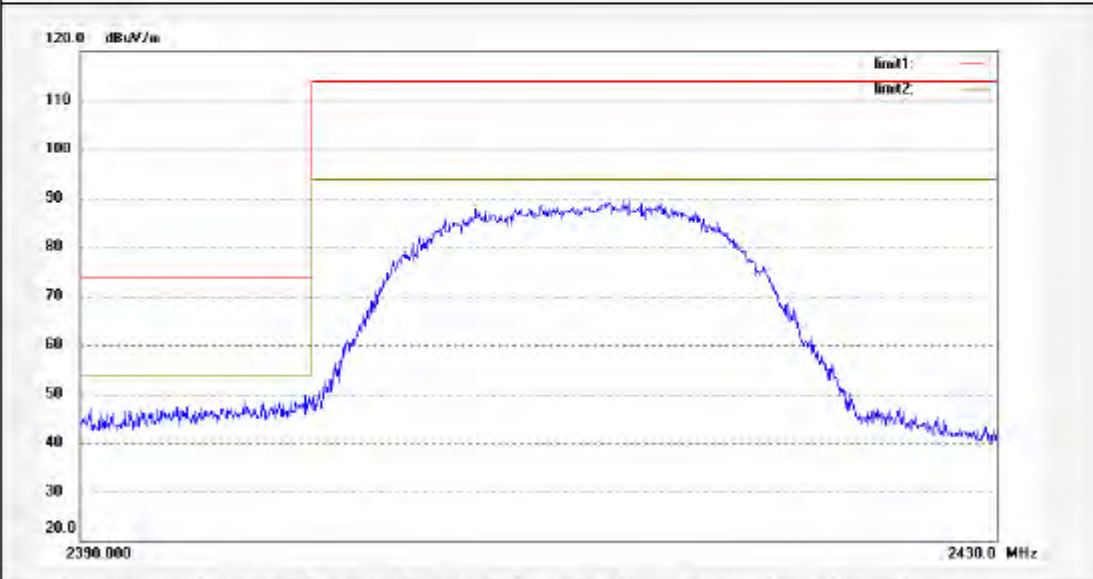
ACCURATE TECHNOLOGY CO., LTD.

F1.Bldg.A.Changyuan New Material Port Keyuan Rd,
Science & Industry Park,Nanshan Shenzhen,P.R.China

Site: 006 chamber
Tel:+86-0755-26503290
Fax:+86-0755-26503396

Job No.: Kai #1832	Polarization: Vertical
Standard: FCC Part 15 PEAK 2.4G	Power Source: AC 120V/60Hz
Test item: Radiation Test	Date: 12/01/11/
Temp.(C)/Hum.(%) 24 C / 48 %	Time: 23:11:09
EUT: Wimo	Engineer Signature: Kai
Mode: TX Channel 1 (802.11b)	Distance:
Model: wimo wf	
Manufacturer: Itacom Group	

Note: Report No.:ATE20120041



No.	Freq. (MHz)	Reading (dBuV/m)	Factor (dB)	Result (dBuV/m)	Limit (dBuV/m)	Margin (dB)	Detector	Height (cm)	Degree (deg.)	Remark
-----	-------------	------------------	-------------	-----------------	----------------	-------------	----------	-------------	---------------	--------



ACCURATE TECHNOLOGY CO., LTD.

F1,Bldg,A,Changyuan New Material Port Keyuan Rd,
Science & Industry Park,Nanshan Shenzhen,P.R.China

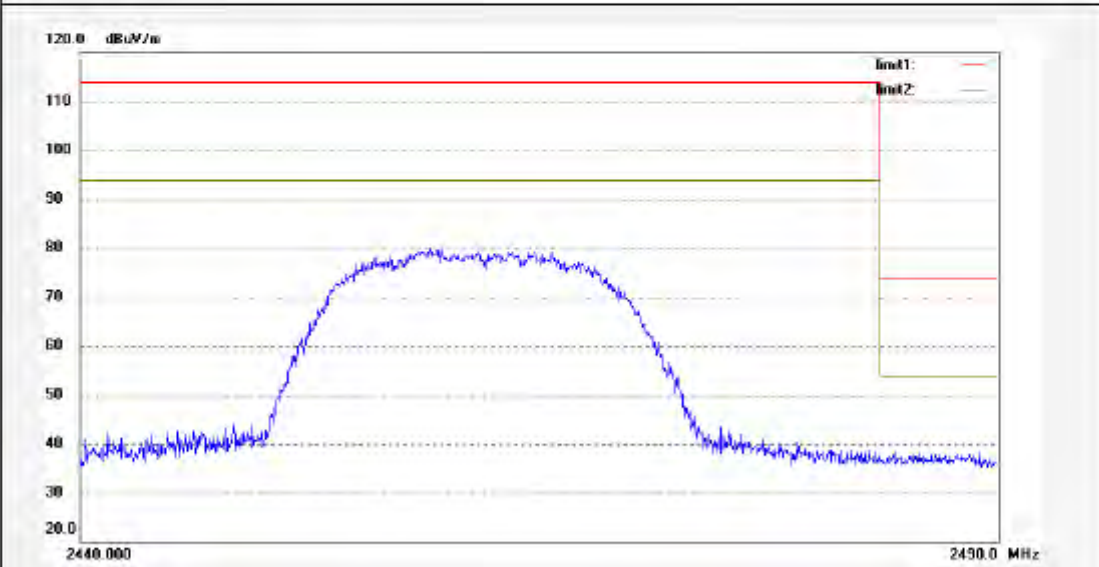
Site: 966 chamber

Tel:+86-0755-26503290

Fax:+86-0755-26503396

Job No.: Kai #1830	Polarization: Horizontal
Standard: FCC Part 15 PEAK 2.4G	Power Source: AC 120V/60Hz
Test item: Radiation Test	Date: 12/01/11/
Temp.(C)/Hum.(%) 24 C / 48 %	Time: 23:05:45
EUT: Wimo	Engineer Signature: Kai
Mode: TX Channel 11 (802.11b)	Distance:
Model: wimo wf	
Manufacturer: Itacom Group	

Note: Report No.:ATE20120041



No.	Freq. (MHz)	Reading (dBuV/m)	Factor (dB)	Result (dBuV/m)	Limit (dBuV/m)	Margin (dB)	Detector	Height (cm)	Degree (deg.)	Remark
-----	-------------	------------------	-------------	-----------------	----------------	-------------	----------	-------------	---------------	--------



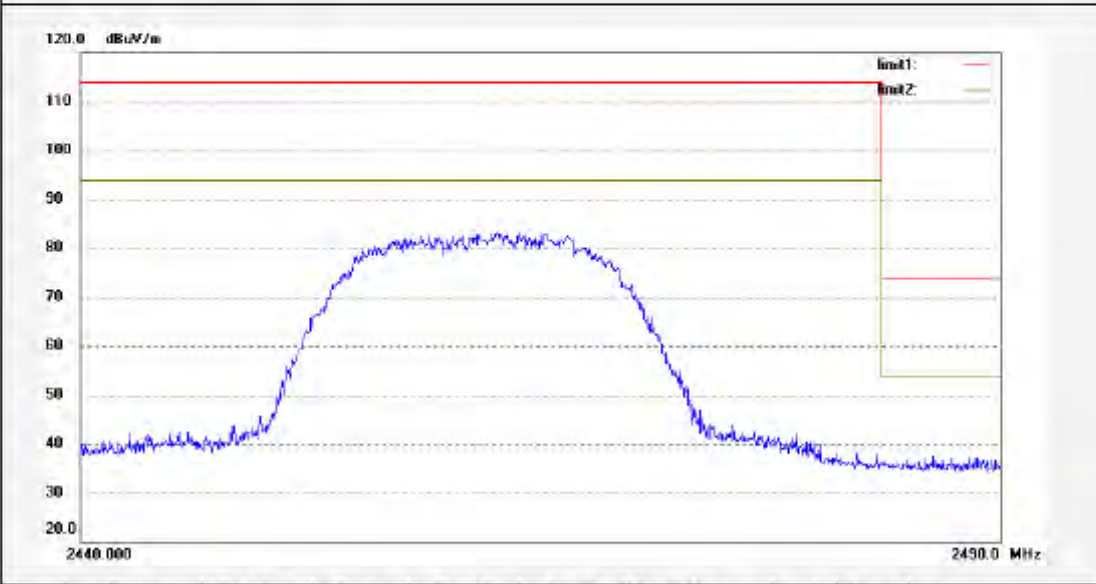
ACCURATE TECHNOLOGY CO., LTD.

F1,Bldg.A,Changyuan New Material Port Keyuan Rd,
Science & Industry Park,Nanshan Shenzhen,P.R.China

Site: 966 chamber
Tel:+86-0755-26503290
Fax:+86-0755-26503396

Job No.: Kai #1831	Polarization: Vertical
Standard: FCC Part 15 PEAK 2.4G	Power Source: AC 120V/60Hz
Test item: Radiation Test	Date: 12/01/11/
Temp.(C)/Hum.(%) 24 C / 48 %	Time: 23:07:21
EUT: Wimo	Engineer Signature: Kai
Mode: TX Channel 11 (802.11b)	Distance:
Model: wimo wf	
Manufacturer: Itacom Group	

Note: Report No.:ATE20120041



No.	Freq. (MHz)	Reading (dBuV/m)	Factor (dB)	Result (dBuV/m)	Limit (dBuV/m)	Margin (dB)	Detector	Height (cm)	Degree (deg.)	Remark
-----	-------------	------------------	-------------	-----------------	----------------	-------------	----------	-------------	---------------	--------



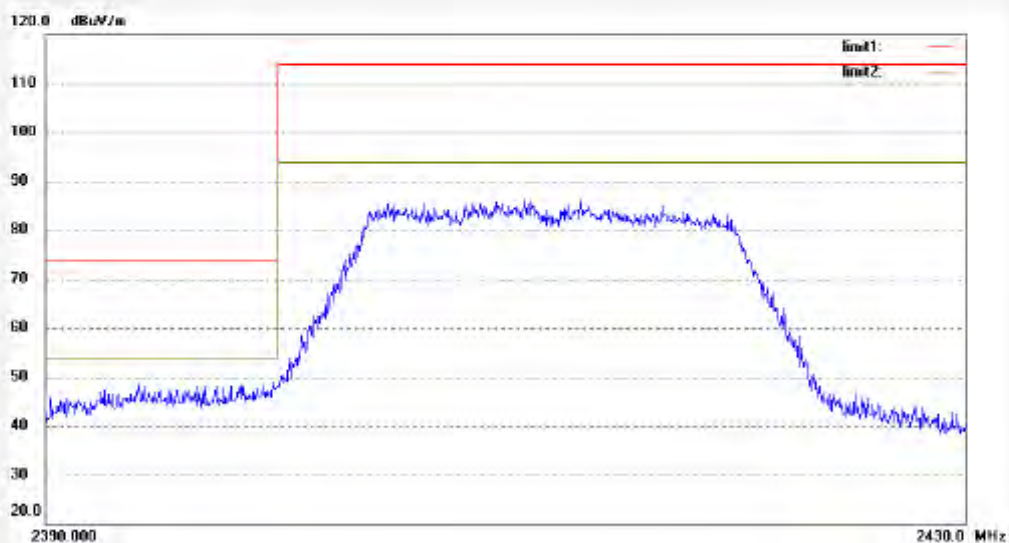
ACCURATE TECHNOLOGY CO., LTD.

F1,Bldg.A,Changyuan New Material Port Keyuan Rd,
Science & Industry Park,Nanshan Shenzhen,P.R.China

Site: 988 chamber
Tel:+86-0755-26503290
Fax:+86-0755-26503396

Job No.: Kai #1826	Polarization: Horizontal
Standard: FCC Part 15 PEAK 2.4G	Power Source: AC 120V/60Hz
Test item: Radiation Test	Date: 12/01/11/
Temp.(C)/Hum.(%) 24 C / 48 %	Time: 22:55:09
EUT: Wimo	Engineer Signature: Kai
Mode: TX Channel 1 (802.11g)	Distance:
Model: wimo wf	
Manufacturer: Italtcom Group	

Note: Report No.:ATE20120041



No.	Freq. (MHz)	Reading (dBuV/m)	Factor (dB)	Result (dBuV/m)	Limit (dBuV/m)	Margin (dB)	Detector	Height (cm)	Degree (deg.)	Remark
-----	-------------	------------------	-------------	-----------------	----------------	-------------	----------	-------------	---------------	--------



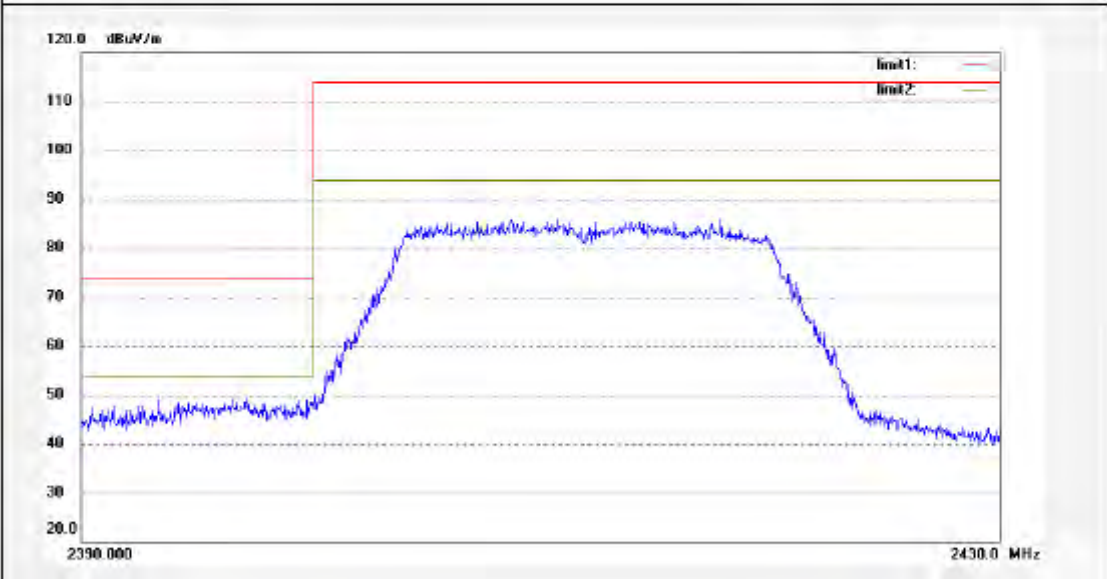
ACCURATE TECHNOLOGY CO., LTD.

F1,Bldg,A,Changyuan New Material Port Keyuan Rd,
Science & Industry Park,Nanshan Shenzhen,P.R.China

Site: 966 chamber
Tel:+86-0755-26503290
Fax:+86-0755-26503396

Job No.: Kai #1827	Polarization: Vertical
Standard: FCC Part 15 PEAK 2.4G	Power Source: AC 120V/60Hz
Test item: Radiation Test	Date: 12/01/11/
Temp.(C)/Hum.(%) 24 C / 48 %	Time: 22:56:35
EUT: Wimo	Engineer Signature: Kai
Mode: TX Channel 1 (802.11g)	Distance:
Model: wimo wf	
Manufacturer: Italtcom Group	

Note: Report No.:ATE20120041



No.	Freq. (MHz)	Reading (dBuV/m)	Factor (dB)	Result (dBuV/m)	Limit (dBuV/m)	Margin (dB)	Detector	Height (cm)	Degree (deg.)	Remark
-----	-------------	------------------	-------------	-----------------	----------------	-------------	----------	-------------	---------------	--------



ACCURATE TECHNOLOGY CO., LTD.

F1,Bldg,A,Changyuan New Material Port Keyuan Rd,
Science & Industry Park,Nanshan Shenzhen,P.R.China

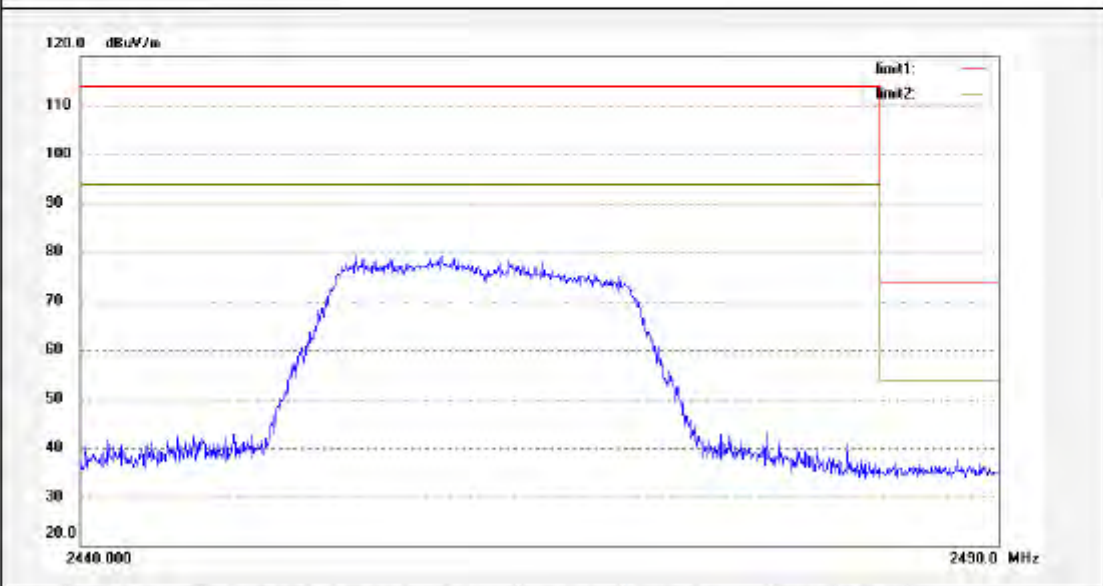
Site: 966 chamber

Tel:+86-0755-26503290

Fax:+86-0755-26503396

Job No.: Kai #1829	Polarization: Horizontal
Standard: FCC Part 15 PEAK 2.4G	Power Source: AC 120V/60Hz
Test item: Radiation Test	Date: 12/01/11/
Temp.(C)/Hum.(%) 24 C / 48 %	Time: 23:01:23
EUT: Wimo	Engineer Signature: Kai
Mode: TX Channel 11 (802.11g)	Distance:
Model: wimo wf	
Manufacturer: Italtcom Group	

Note: Report No.:ATE20120041



No.	Freq. (MHz)	Reading (dBuV/m)	Factor (dB)	Result (dBuV/m)	Limit (dBuV/m)	Margin (dB)	Detector	Height (cm)	Degree (deg.)	Remark
-----	-------------	------------------	-------------	-----------------	----------------	-------------	----------	-------------	---------------	--------



ACCURATE TECHNOLOGY CO., LTD.

F1,Bldg.A,Changyuan New Material Port Keyuan Rd.
Science & Industry Park,Nanshan Shenzhen,P.R.China

Site: 966 chamber
Tel:+86-0755-26503290
Fax:+86-0755-26503396

Job No.: Kai #1828	Polarization: Vertical
Standard: FCC Part 15 PEAK 2.4G	Power Source: AC 120V/60Hz
Test item: Radiation Test	Date: 12/01/11/
Temp.(C)/Hum.(%) 24 C / 48 %	Time: 23:00:19
EUT: Wimo	Engineer Signature: Kai
Mode: TX Channel 11 (802.11g)	Distance:
Model: wimo wf	
Manufacturer: Italoocom Group	

Note: Report No.:ATE20120041



No.	Freq. (MHz)	Reading (dBuV/m)	Factor (dB)	Result (dBuV/m)	Limit (dBuV/m)	Margin (dB)	Detector	Height (cm)	Degree (deg.)	Remark
-----	-------------	------------------	-------------	-----------------	----------------	-------------	----------	-------------	---------------	--------



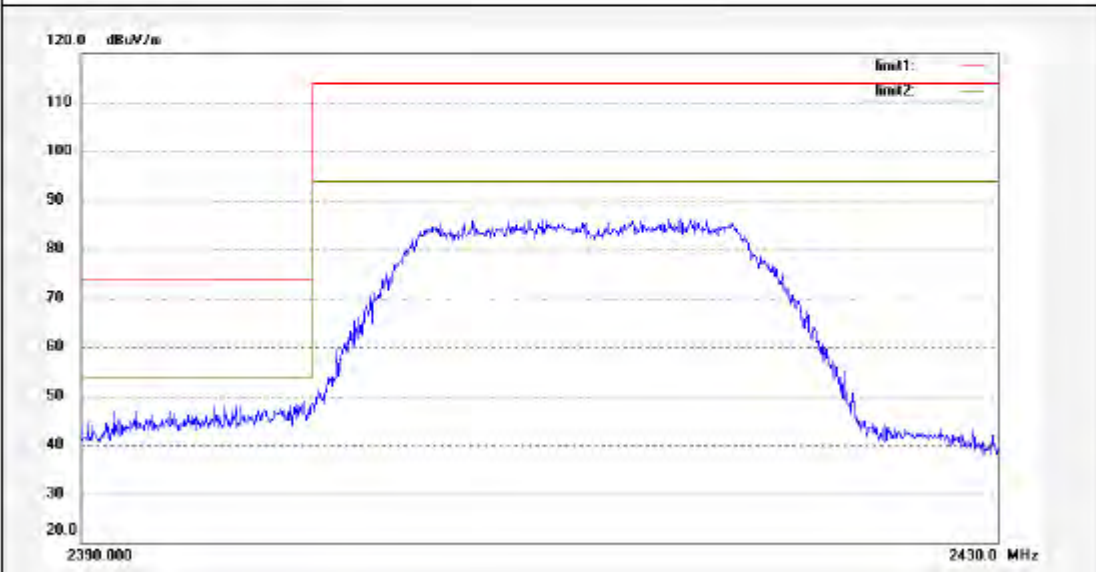
ACCURATE TECHNOLOGY CO., LTD.

F1,Bldg,A,Changyuan New Material Port Keyuan Rd,
Science & Industry Park,Nanshan Shenzhen,P.R.China

Site: 966 chamber
Tel:+86-0755-26503290
Fax:+86-0755-26503398

Job No.: Kai #1822	Polarization: Horizontal
Standard: FCC Part 15 PEAK 2.4G	Power Source: AC 120V/60Hz
Test item: Radiation Test	Date: 12/01/11/
Temp.(C)/Hum.(%) 24 C / 48 %	Time: 22:42:51
EUT: Wimo	Engineer Signature: Kai
Mode: TX Channel 1 (802.11n)	Distance:
Model: wimo wf	
Manufacturer: Italoorm Group	

Note: Report No.:ATE20120041



No.	Freq. (MHz)	Reading (dBuV/m)	Factor (dB)	Result (dBuV/m)	Limit (dBuV/m)	Margin (dB)	Detector	Height (cm)	Degree (deg.)	Remark
-----	-------------	------------------	-------------	-----------------	----------------	-------------	----------	-------------	---------------	--------



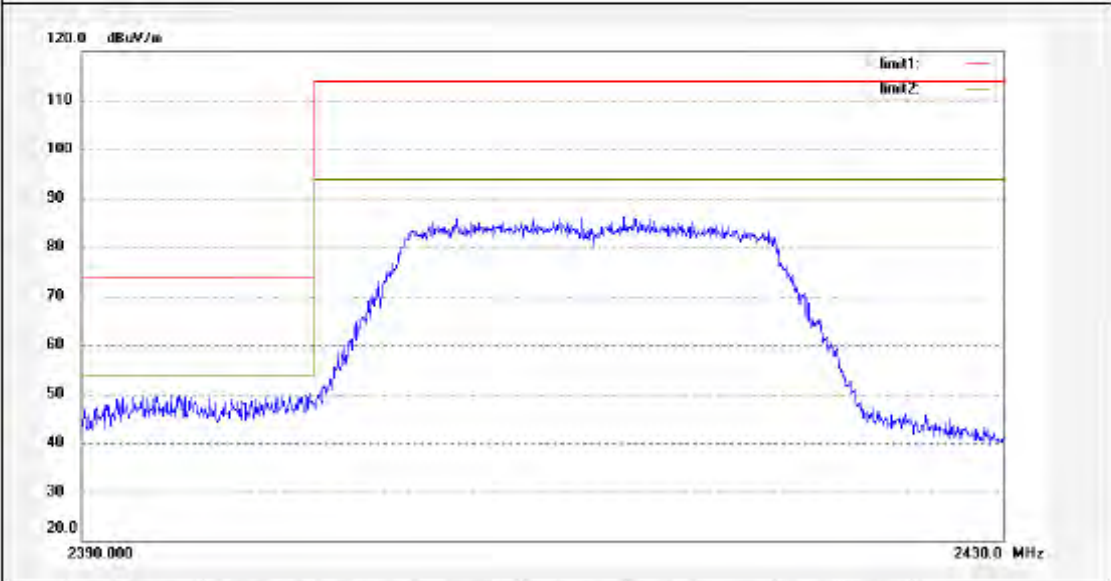
ACCURATE TECHNOLOGY CO., LTD.

F1,Bldg,A,Changyuan New Material Port Keyuan Rd,
Science & Industry Park,Nanshan Shenzhen,P.R.China

Site: 988 chamber
Tel:+86-0755-26503290
Fax:+86-0755-26503396

Job No.: Kai #1823	Polarization: Vertical
Standard: FCC Part 15 PEAK 2.4G	Power Source: AC 120V/60Hz
Test item: Radiation Test	Date: 12/01/11/
Temp.(C)/Hum.(%) 24 C / 48 %	Time: 22:44:01
EUT: Wimo	Engineer Signature: Kai
Mode: TX Channel 1 (802.11n)	Distance:
Model: wimo wf	
Manufacturer: Italtcom Group	

Note: Report No.:ATE20120041



No.	Freq. (MHz)	Reading (dBuV/m)	Factor (dB)	Result (dBuV/m)	Limit (dBuV/m)	Margin (dB)	Detector	Height (cm)	Degree (deg.)	Remark
-----	-------------	------------------	-------------	-----------------	----------------	-------------	----------	-------------	---------------	--------



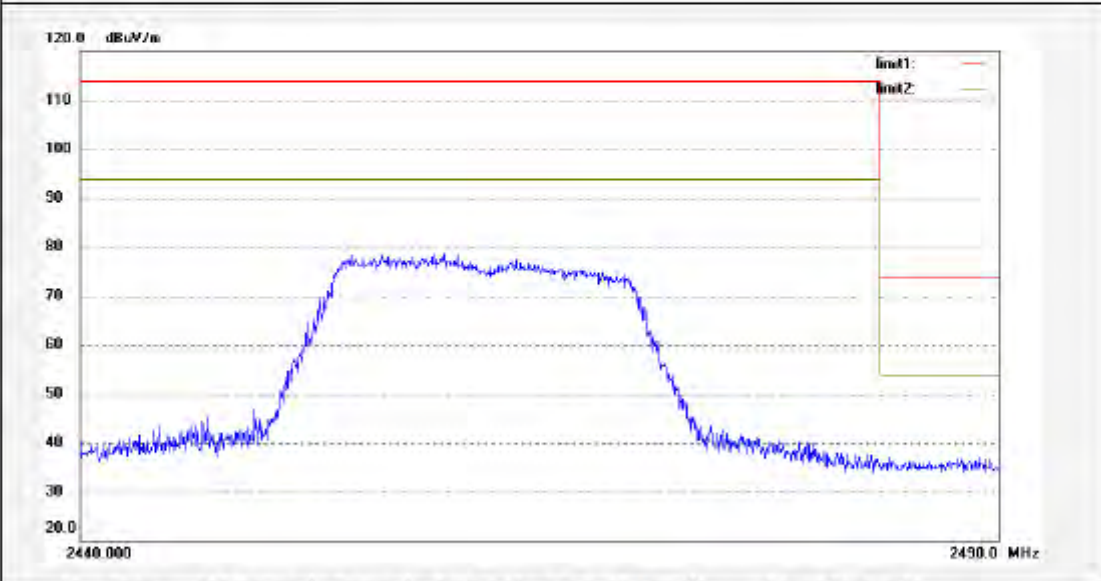
ACCURATE TECHNOLOGY CO., LTD.

F1,Bldg,A,Changyuan New Material Port Keyuan Rd,
Science & Industry Park,Nanshan Shenzhen,P.R.China

Site: 988 chamber
Tel:+86-0755-26503290
Fax:+86-0755-26503396

Job No.: Kai #1825	Polarization: Horizontal
Standard: FCC Part 15 PEAK 2.4G	Power Source: AC 120V/60Hz
Test item: Radiation Test	Date: 12/01/11/
Temp.(C)/Hum.(%) 24 C / 48 %	Time: 22:50:08
EUT: Wimo	Engineer Signature: Kai
Mode: TX Channel 11 (802.11n)	Distance:
Model: wimo wf	
Manufacturer: Itacom Group	

Note: Report No.:ATE20120041



No.	Freq. (MHz)	Reading (dBuV/m)	Factor (dB)	Result (dBuV/m)	Limit (dBuV/m)	Margin (dB)	Detector	Height (cm)	Degree (deg.)	Remark
-----	-------------	------------------	-------------	-----------------	----------------	-------------	----------	-------------	---------------	--------



ACCURATE TECHNOLOGY CO., LTD.

F1,Bldg.A,Changyuan New Material Port Keyuan Rd,
Science & Industry Park,Nanshan Shenzhen,P.R.China

Site: 966 chamber
Tel:+86-0755-26503290
Fax:+86-0755-26503396

Job No.: Kai #1824	Polarization: Vertical
Standard: FCC Part 15 PEAK 2.4G	Power Source: AC 120V/60Hz
Test item: Radiation Test	Date: 12/01/11/
Temp.(C)/Hum.(%) 24 C / 48 %	Time: 22:48:57
EUT: Wimo	Engineer Signature: Kai
Mode: TX Channel 11 (802.11n)	Distance:
Model: wimo wf	
Manufacturer: Itacom Group	

Note: Report No.:ATE20120041




No.	Freq. (MHz)	Reading (dBuV/m)	Factor (dB)	Result (dBuV/m)	Limit (dBuV/m)	Margin (dB)	Detector	Height (cm)	Degree (deg.)	Remark
-----	-------------	------------------	-------------	-----------------	----------------	-------------	----------	-------------	---------------	--------

9. RADIATED SPURIOUS EMISSION TEST

9.1. Block Diagram of Test Setup

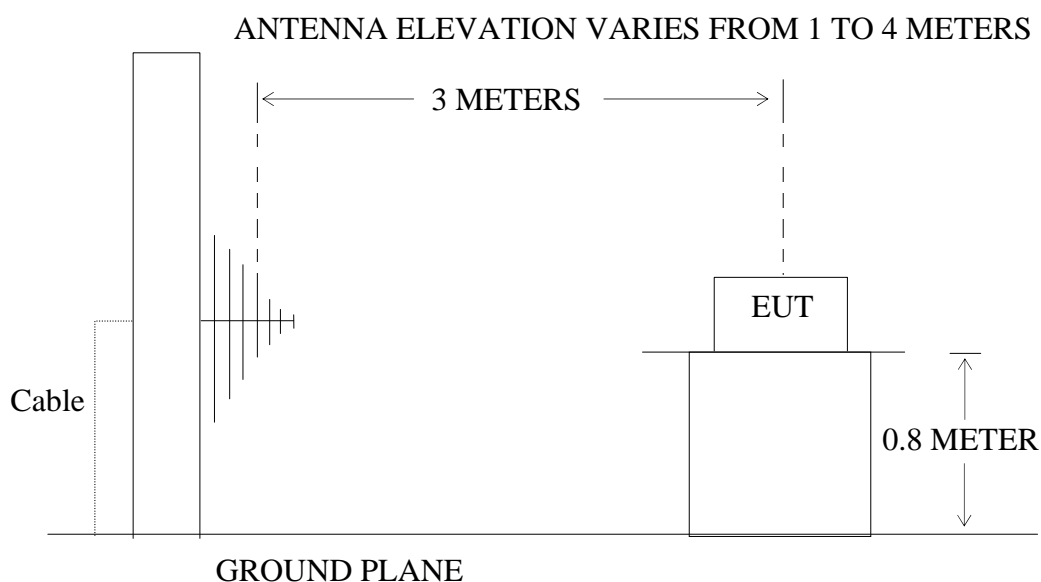
9.1.1. Block diagram of connection between the EUT and peripherals



Setup: Transmitting mode

(EUT: Wimo)

9.1.2. Semi-Anechoic Chamber Test Setup Diagram



(EUT: Wimo)

9.2.The Limit For Section 15.247(d)

Section 15.247(d): In any 100 kHz bandwidth outside the frequency band in which the spread spectrum or digitally modulated intentional radiator is operating, the radio frequency power that is produced by the intentional radiator shall be at least 20 dB below that in the 100 kHz bandwidth within the band that contains the highest level of the desired power, based on either an RF conducted or a radiated measurement, provided the transmitter demonstrates compliance with the peak conducted power limits. If the transmitter complies with the conducted power limits based on the use of RMS averaging over a time interval, as permitted under paragraph (b)(3) of this section, the attenuation required under this paragraph shall be 30 dB instead of 20 dB. Attenuation below the general limits specified in Section 15.209(a) is not required. In addition, radiated emissions which fall in the restricted bands, as defined in Section 15.205(a), must also comply with the radiated emission limits specified in Section 15.209(a).

9.3.Restricted bands of operation

9.3.1.FCC Part 15.205 Restricted bands of operation

(a) Except as shown in paragraph (d) of this section, Only spurious emissions are permitted in any of the frequency bands listed below:

MHz	MHz	MHz	GHz
0.090-0.110	16.42-16.423	399.9-410	4.5-5.15
¹ 0.495-0.505	16.69475-16.69525	608-614	5.35-5.46
2.1735-2.1905	16.80425-16.80475	960-1240	7.25-7.75
4.125-4.128	25.5-25.67	1300-1427	8.025-8.5
4.17725-4.17775	37.5-38.25	1435-1626.5	9.0-9.2
4.20725-4.20775	73-74.6	1645.5-1646.5	9.3-9.5
6.215-6.218	74.8-75.2	1660-1710	10.6-12.7
6.26775-6.26825	108-121.94	1718.8-1722.2	13.25-13.4
6.31175-6.31225	123-138	2200-2300	14.47-14.5
8.291-8.294	149.9-150.05	2310-2390	15.35-16.2
8.362-8.366	156.52475-156.52525	2483.5-2500	17.7-21.4
8.37625-8.38675	156.7-156.9	2690-2900	22.01-23.12
8.41425-8.41475	162.0125-167.17	3260-3267	23.6-24.0
12.29-12.293	167.72-173.2	3332-3339	31.2-31.8
12.51975-12.52025	240-285	3345.8-3358	36.43-36.5
12.57675-12.57725	322-335.4	3600-4400	(²)
13.36-13.41			

¹Until February 1, 1999, this restricted band shall be 0.490-0.510

²Above 38.6

(b) Except as provided in paragraphs (d) and (e), the field strength of emission appearing within these frequency bands shall not exceed the limits shown in Section 15.209. At frequencies equal to or less than 1000MHz, Compliance with the limits in Section 15.209 shall be demonstrated using measurement instrumentation employing a CISPR quasi-peak detector. Above 1000MHz, compliance with the emission limits in Section 15.209 shall be demonstrated based on the average value of the measured emissions. The provisions in Section 15.35 apply to these measurements.

9.4. Configuration of EUT on Measurement

The following equipment are installed on Radiated Emission Measurement to meet the commission requirements and operating regulations in a manner which tends to maximize its emission characteristics in normal application.

9.4.1. Wimo (EUT)

Model Number : wimo wf
 Serial Number : N/A
 Manufacturer : ITALCOM GROUP

9.5. Operating Condition of EUT

9.5.1. Setup the EUT and simulator as shown as Section 9.1.

9.5.2. Turn on the power of all equipment.

9.5.3. Let the EUT work in TX modes measure it. The transmit frequency are 2412-2462MHz. We select 2412MHz, 2437MHz, 2462MHz TX frequency to transmit.

9.6. Test Procedure

The EUT and its simulators are placed on a turntable, which is 0.8 meter high above ground. The turntable can rotate 360 degrees to determine the position of the maximum emission level. EUT is set 3.0 meters away from the receiving antenna, which is mounted on an antenna tower. The antenna can be moved up and down between 1.0 meter and 4 meters to find out the maximum emission level. Broadband antenna (calibrated bilog antenna) is used as receiving antenna. Both horizontal and vertical polarizations of the antenna are set on measurement. In order to find the maximum emission levels, all of the interface cables must be manipulated according to ANSI C63.4: 2003 on radiated emission measurement. The EUT was tested in 3 orthogonal planes.

The worst-case data rate for this channel to be 1Mbps for 802.11b mode and 6Mbps for 802.11g mode, based on previous with 802.11 WLAN product design architectures.

The bandwidth of test receiver (R&S ESI26) is set at 120kHz in 30-1000MHz. and set at 1MHz in above 1000MHz.

The frequency range from 30MHz to 25000MHz is checked.

The final measurement in band 9-90kHz, 110-490kHz and above 1000MHz is performed with Average detector. Except those frequency bands mention above, the final measurement for frequencies below 1000MHz is performed with Quasi Peak detector.

The field strength is calculated by adding the antenna factor, and cable loss, and subtracting the amplifier gain from the measured reading. The basic equation calculation is as follows:

Result = Reading + Corrected Factor

Where Corrected Factor = Antenna Factor + Cable Loss – Amplifier Gain

9.7. The Field Strength of Radiation Emission Measurement Results

PASS.

Date of Test:	January 11, 2012	Temperature:	25°C
EUT:	Wimo	Humidity:	50%
Model No.:	wimo wf	Power Supply:	DC 3.7V
Test Mode:	802.11b Channel Low 2412MHz	Test Engineer:	Pei

For 30MHz-1000MHz

Corrected Factor = Antenna Factor + Cable Loss – Amplifier Gain

Frequency (MHz)	Reading (dBμV/m)		Factor Corr. (dB)	Result (dBμV/m)		Limit (dBμV/m)	Margin (dB)		Polarization
	QP			QP	QP		QP	QP	
98.7215	27.03		13.94	40.97		43.50	-2.53		Vertical
130.3048	26.31		14.89	41.20		43.50	-2.30		Vertical
162.0197	26.47		14.62	41.09		43.50	-2.41		Vertical
195.8701	25.19		16.14	41.33		43.50	-2.17		Vertical
259.4433	22.93		18.52	41.45		46.00	-4.55		Vertical
328.3068	21.36		19.69	41.05		46.00	-4.95		Vertical
98.7215	27.28		14.01	41.29		43.50	-2.21		Horizontal
120.6118	24.66		14.72	39.38		43.50	-4.12		Horizontal
162.0197	26.40		14.62	41.02		43.50	-2.48		Horizontal
195.8701	25.17		16.02	41.19		43.50	-2.31		Horizontal
259.4433	25.22		18.52	43.74		46.00	-2.26		Horizontal
328.3068	24.25		19.69	43.94		46.00	-2.06		Horizontal

For 1GHz-25GHz

Corrected Factor = Antenna Factor + Cable Loss – Amplifier Gain

Frequency (MHz)	Reading(dBμV/m)		Factor Corr. (dB)	Result(dBμV/m)		Limit(dBμV/m)		Margin(dBμV/m)		Polarization
	AV	PEAK		AV	PEAK	AV	PEAK	AV	PEAK	
2412.000	71.43	71.96	-7.43	64.00	64.53	-	-	-	-	Vertical
*4824.028	40.00	41.63	-0.19	39.81	41.44	54	74	-14.19	-32.56	Vertical
2412.000	71.54	71.72	-7.43	64.11	64.29	-	-	-	-	Horizontal
*4824.028	40.00	40.99	-0.19	39.81	40.80	54	74	-14.19	-33.20	Horizontal

Note: 1. Emissions attenuated more than 20 dB below the permissible value are not reported.

2. *: Denotes restricted band of operation.

Date of Test:	January 11, 2012	Temperature:	25°C
EUT:	Wimo	Humidity:	50%
Model No.:	wimo wf	Power Supply:	DC 3.7V
Test Mode:	802.11b Channel Middle 2437MHz	Test Engineer:	Pei

For 30MHz-1000MHz

Corrected Factor = Antenna Factor + Cable Loss – Amplifier Gain

Frequency (MHz)	Reading (dBμV/m)		Factor Corr. (dB)	Result (dBμV/m)		Limit (dBμV/m)	Margin (dB)		Polarization
	QP			QP	QP		QP	QP	
98.7215	27.38		13.94	41.32		43.50	-2.18		Vertical
130.3048	26.34		14.89	41.23		43.50	-2.27		Vertical
162.0197	26.48		14.62	41.10		43.50	-2.40		Vertical
195.8701	25.04		16.14	41.18		43.50	-2.32		Vertical
259.4433	25.28		18.52	43.80		46.00	-2.20		Vertical
328.3068	21.91		19.69	41.60		46.00	-4.40		Vertical
98.7215	27.24		14.01	41.25		43.50	-2.25		Horizontal
130.3048	26.07		14.89	40.96		43.50	-2.54		Horizontal
162.0197	26.55		14.62	41.17		43.50	-2.33		Horizontal
195.8701	25.25		16.02	41.27		43.50	-2.23		Horizontal
259.4433	25.16		18.52	43.68		46.00	-2.32		Horizontal
328.3068	23.85		19.69	43.54		46.00	-2.46		Horizontal

For 1GHz-25GHz

Corrected Factor = Antenna Factor + Cable Loss – Amplifier Gain

Frequency (MHz)	Reading(dBμV/m)		Factor Corr. (dB)	Result(dBμV/m)		Limit(dBμV/m)		Margin(dBμV/m)		Polarization
	AV	PEAK		AV	PEAK	AV	PEAK	AV	PEAK	
2437.000	74.09	74.20	-7.36	66.73	66.84	-	-	-	-	Vertical
*4874.030	44.07	44.13	0.09	44.16	44.22	54	74	-9.84	-29.78	Vertical
2437.000	72.37	72.84	-7.36	65.01	65.48	-	-	-	-	Horizontal
*4874.030	41.59	41.96	0.09	41.68	42.05	54	74	-12.32	-31.95	Horizontal

Note: 1. Emissions attenuated more than 20 dB below the permissible value are not reported.**2. *: Denotes restricted band of operation.**

Date of Test:	January 11, 2012	Temperature:	25°C
EUT:	Wimo	Humidity:	50%
Model No.:	wimo wf	Power Supply:	DC 3.7V
Test Mode:	802.11b Channel High 2462MHz	Test Engineer:	Pei

For 30MHz-1000MHz

Corrected Factor = Antenna Factor + Cable Loss – Amplifier Gain

Frequency (MHz)	Reading (dBμV/m)		Factor Corr. (dB)	Result (dBμV/m)		Limit (dBμV/m)	Margin (dB)		Polarization
	QP			QP	QP		QP	QP	
98.7215	27.22		13.94	41.16		43.50	-2.34		Vertical
130.3048	25.80		14.89	40.69		43.50	-2.81		Vertical
162.0197	26.52		14.62	41.14		43.50	-2.36		Vertical
195.8701	25.30		16.14	41.44		43.50	-2.06		Vertical
259.4433	25.29		18.52	43.81		46.00	-2.19		Vertical
328.3068	22.55		19.69	42.24		46.00	-3.76		Vertical
98.7215	25.24		14.01	39.25		43.50	-4.25		Horizontal
130.3048	22.64		14.89	37.53		43.50	-5.97		Horizontal
162.0197	26.79		14.62	41.41		43.50	-2.09		Horizontal
195.8701	23.61		16.02	39.63		43.50	-3.87		Horizontal
259.4433	24.23		18.52	42.75		46.00	-3.25		Horizontal
328.3068	23.82		19.69	43.51		46.00	-2.49		Horizontal

For 1GHz-25GHz

Corrected Factor = Antenna Factor + Cable Loss – Amplifier Gain

Frequency (MHz)	Reading(dBμV/m)		Factor Corr. (dB)	Result(dBμV/m)		Limit(dBμV/m)		Margin(dBμV/m)		Polarization
	AV	PEAK		AV	PEAK	AV	PEAK	AV	PEAK	
2462.000	76.37	76.59	-7.35	69.02	69.24	-	-	-	-	Vertical
*4924.038	46.15	46.21	0.34	46.49	46.55	54	74	-7.51	-27.45	Vertical
2462.000	74.54	74.72	-7.35	67.19	67.37	-	-	-	-	Horizontal
*4924.038	42.16	42.27	0.34	42.50	42.61	54	74	-11.50	-31.39	Horizontal

Note: 1. Emissions attenuated more than 20 dB below the permissible value are not reported.**2. *: Denotes restricted band of operation.**

Date of Test:	January 11, 2012	Temperature:	25°C
EUT:	Wimo	Humidity:	50%
Model No.:	wimo wf	Power Supply:	DC 3.7V
Test Mode:	802.11g Channel Low 2412MHz	Test Engineer:	Pei

For 30MHz-1000MHz

Corrected Factor = Antenna Factor + Cable Loss – Amplifier Gain

Frequency (MHz)	Reading (dBμV/m)	Factor Corr. (dB)	Result (dBμV/m)	Limit (dBμV/m)	Margin (dB)	Polarization
	QP		QP	QP	QP	
98.7215	27.27	13.94	41.21	43.50	-2.29	Vertical
130.3048	26.09	14.89	40.98	43.50	-2.52	Vertical
162.0197	26.73	14.62	41.35	43.50	-2.15	Vertical
195.8701	25.18	16.14	41.32	43.50	-2.18	Vertical
259.4433	22.98	18.52	41.50	46.00	-4.50	Vertical
328.3068	23.02	19.69	42.71	46.00	-3.29	Vertical
98.7215	27.27	14.01	41.28	43.50	-2.22	Horizontal
130.3048	26.04	14.89	40.93	43.50	-2.57	Horizontal
162.0197	26.58	14.62	41.20	43.50	-2.30	Horizontal
195.8701	24.71	16.02	40.73	43.50	-2.77	Horizontal
259.4433	25.21	18.52	43.73	46.00	-2.27	Horizontal
328.3068	24.05	19.69	43.74	46.00	-2.26	Horizontal

For 1GHz-25GHz

Corrected Factor = Antenna Factor + Cable Loss – Amplifier Gain

Frequency (MHz)	Reading(dBμV/m)		Factor Corr. (dB)	Result(dBμV/m)		Limit(dBμV/m)		Margin(dBμV/m)		Polarization
	AV	PEAK		AV	PEAK	AV	PEAK	AV	PEAK	
2412.000	72.66	72.93	-7.43	65.23	65.50	-	-	-	-	Vertical
*4824.031	40.00	41.62	-0.19	39.81	41.43	54	74	-14.19	-32.57	Vertical
2412.000	74.55	79.58	-7.43	67.12	72.15	-	-	-	-	Horizontal
*4824.031	40.00	41.20	-0.19	39.81	41.01	54	74	-14.19	-32.99	Horizontal

Note: 1. Emissions attenuated more than 20 dB below the permissible value are not reported.**2. *: Denotes restricted band of operation.**

Date of Test:	January 11, 2012	Temperature:	25°C
EUT:	Wimo	Humidity:	50%
Model No.:	wimo wf	Power Supply:	DC 3.7V
Test Mode:	802.11g Channel Middle 2437MHz	Test Engineer:	Pei

For 30MHz-1000MHz

Corrected Factor = Antenna Factor + Cable Loss – Amplifier Gain

Frequency (MHz)	Reading (dBμV/m)		Factor Corr. (dB)	Result (dBμV/m)		Limit (dBμV/m)	Margin (dB)		Polarization
	QP			QP	QP		QP	QP	
98.7215	27.28		13.94	41.22		43.50	-2.28		Vertical
130.3048	26.32		14.89	41.21		43.50	-2.29		Vertical
162.0197	26.45		14.62	41.07		43.50	-2.43		Vertical
195.8701	25.59		16.14	41.73		43.50	-1.77		Vertical
259.4433	22.17		18.52	40.69		46.00	-5.31		Vertical
328.3068	22.87		19.69	42.56		46.00	-3.44		Vertical
98.7215	27.23		14.01	41.24		43.50	-2.26		Horizontal
130.3048	26.19		14.89	41.08		43.50	-2.42		Horizontal
162.0197	26.41		14.62	41.03		43.50	-2.47		Horizontal
195.8701	25.20		16.02	41.22		43.50	-2.28		Horizontal
259.4433	25.14		18.52	43.66		46.00	-2.34		Horizontal
328.3068	24.01		19.69	43.70		46.00	-2.30		Horizontal

For 1GHz-25GHz

Corrected Factor = Antenna Factor + Cable Loss – Amplifier Gain

Frequency (MHz)	Reading(dBμV/m)		Factor Corr. (dB)	Result(dBμV/m)		Limit(dBμV/m)		Margin(dBμV/m)		Polarization
	AV	PEAK		AV	PEAK	AV	PEAK	AV	PEAK	
2437.000	72.62	72.82	-7.36	65.26	65.46	-	-	-	-	Vertical
*4874.110	44.17	44.31	0.09	44.26	44.40	54	74	-9.74	-29.60	Vertical
2437.000	75.06	81.23	-7.36	67.70	73.87	-	-	-	-	Horizontal
*4874.110	41.83	49.42	0.09	41.92	49.51	54	74	-12.08	-24.49	Horizontal

Note: 1. Emissions attenuated more than 20 dB below the permissible value are not reported.**2. *: Denotes restricted band of operation.**

Date of Test:	January 11, 2012	Temperature:	25°C
EUT:	Wimo	Humidity:	50%
Model No.:	wimo wf	Power Supply:	DC 3.7V
Test Mode:	802.11g Channel High 2462MHz	Test Engineer:	Pei

For 30MHz-1000MHz

Corrected Factor = Antenna Factor + Cable Loss – Amplifier Gain

Frequency (MHz)	Reading (dBμV/m)		Factor Corr. (dB)	Result (dBμV/m)		Limit (dBμV/m)	Margin (dB)		Polarization
	QP			QP	QP		QP	QP	
98.7215	27.51		13.94	41.45		43.50	-2.05		Vertical
130.3048	26.23		14.89	41.12		43.50	-2.38		Vertical
162.0197	26.45		14.62	41.07		43.50	-2.43		Vertical
195.8701	25.14		16.14	41.28		43.50	-2.22		Vertical
259.4433	23.07		18.52	41.59		46.00	-4.41		Vertical
328.3068	21.10		19.69	40.79		46.00	-5.21		Vertical
98.7215	27.20		14.01	41.21		43.50	-2.29		Horizontal
130.3048	26.04		14.89	40.93		43.50	-2.57		Horizontal
162.0197	26.73		14.62	41.35		43.50	-2.15		Horizontal
195.8701	25.23		16.02	41.25		43.50	-2.25		Horizontal
259.4433	25.13		18.52	43.65		46.00	-2.35		Horizontal
328.3068	24.04		19.69	43.73		46.00	-2.27		Horizontal

For 1GHz-25GHz

Corrected Factor = Antenna Factor + Cable Loss – Amplifier Gain

Frequency (MHz)	Reading(dBμV/m)		Factor Corr. (dB)	Result(dBμV/m)		Limit(dBμV/m)		Margin(dBμV/m)		Polarization
	AV	PEAK		AV	PEAK	AV	PEAK	AV	PEAK	
2462.000	77.21	77.33	-7.35	69.86	69.98	-	-	-	-	Vertical
*4924.105	43.29	43.47	0.34	43.63	43.81	54	74	-10.37	-30.19	Vertical
2462.000	78.42	78.60	-7.35	71.07	71.25	-	-	-	-	Horizontal
*4924.105	44.83	45.05	0.34	45.17	45.39	54	74	-8.83	-28.61	Horizontal

Note: 1. Emissions attenuated more than 20 dB below the permissible value are not reported.**2. *: Denotes restricted band of operation.**

Date of Test:	January 11, 2012	Temperature:	25°C
EUT:	Wimo	Humidity:	50%
Model No.:	wimo wf	Power Supply:	DC 3.7V
Test Mode:	802.11n Channel Low 2412MHz	Test Engineer:	Pei

For 30MHz-1000MHz

Corrected Factor = Antenna Factor + Cable Loss – Amplifier Gain

Frequency (MHz)	Reading (dBμV/m)	Factor Corr. (dB)	Result (dBμV/m)	Limit (dBμV/m)	Margin (dB)	Polarization
	QP		QP	QP	QP	
98.7215	27.51	13.94	41.45	43.50	-2.05	Vertical
130.3048	26.21	14.89	41.10	43.50	-2.40	Vertical
162.0197	26.72	14.62	41.34	43.50	-2.16	Vertical
195.8701	25.27	16.14	41.41	43.50	-2.09	Vertical
259.4433	21.29	18.52	39.81	46.00	-6.19	Vertical
328.3068	21.57	19.69	41.26	46.00	-4.74	Vertical
98.7215	26.88	14.01	40.89	43.50	-2.61	Horizontal
130.3048	25.47	14.89	40.36	43.50	-3.14	Horizontal
162.0197	26.26	14.62	40.88	43.50	-2.62	Horizontal
195.8701	25.16	16.02	41.18	43.50	-2.32	Horizontal
259.4433	25.06	18.52	43.58	46.00	-2.42	Horizontal
328.3068	23.08	19.69	42.77	46.00	-3.23	Horizontal

For 1GHz-25GHz

Corrected Factor = Antenna Factor + Cable Loss – Amplifier Gain

Frequency (MHz)	Reading(dBμV/m)		Factor Corr. (dB)	Result(dBμV/m)		Limit(dBμV/m)		Margin(dBμV/m)		Polarization
	AV	PEAK		AV	PEAK	AV	PEAK	AV	PEAK	
2412.000	71.52	71.73	-7.43	64.09	64.30	-	-	-	-	Vertical
*4824.101	40.00	41.01	-0.19	39.81	40.82	54	74	-14.19	-33.18	Vertical
2412.000	73.34	73.63	-7.43	65.91	66.20	-	-	-	-	Horizontal
*4824.101	41.40	41.64	-0.19	41.21	41.45	54	74	-12.79	-32.55	Horizontal

Note: 1. Emissions attenuated more than 20 dB below the permissible value are not reported.**2. *: Denotes restricted band of operation.**

Date of Test:	January 11, 2012	Temperature:	25°C
EUT:	Wimo	Humidity:	50%
Model No.:	wimo wf	Power Supply:	DC 3.7V
Test Mode:	802.11n Channel Middle 2437MHz	Test Engineer:	Pei

For 30MHz-1000MHz

Corrected Factor = Antenna Factor + Cable Loss – Amplifier Gain

Frequency (MHz)	Reading (dBμV/m)		Factor Corr. (dB)	Result (dBμV/m)		Limit (dBμV/m)	Margin (dB)		Polarization
	QP			QP	QP		QP	QP	
98.7215	27.28		13.94	41.22		43.50	-2.28		Vertical
130.3048	25.76		14.89	40.65		43.50	-2.85		Vertical
162.0197	25.27		14.62	39.89		43.50	-3.61		Vertical
195.8701	25.37		16.14	41.87		43.50	-1.63		Vertical
259.4433	22.39		18.52	40.91		46.00	-5.09		Vertical
328.3068	21.27		19.69	40.96		46.00	-5.04		Vertical
98.7215	26.58		14.01	40.59		43.50	-2.91		Horizontal
130.3048	25.22		14.89	40.11		43.50	-3.39		Horizontal
162.0197	26.86		14.62	41.48		43.50	-2.02		Horizontal
195.8701	24.77		16.02	40.79		43.50	-2.71		Horizontal
259.4433	24.60		18.52	43.12		46.00	-2.88		Horizontal
328.3068	23.27		19.69	42.96		46.00	-3.04		Horizontal

For 1GHz-25GHz

Corrected Factor = Antenna Factor + Cable Loss – Amplifier Gain

Frequency (MHz)	Reading(dBμV/m)		Factor Corr. (dB)	Result(dBμV/m)		Limit(dBμV/m)		Margin(dBμV/m)		Polarization
	AV	PEAK		AV	PEAK	AV	PEAK	AV	PEAK	
2437.000	72.48	72.70	-7.43	65.05	65.27	-	-	-	-	Vertical
*4874.120	44.15	44.28	0.09	44.24	44.37	54	74	-9.76	-9.63	Vertical
2437.000	75.45	78.92	-7.36	68.09	71.29	-	-	-	-	Horizontal
*4874.120	42.31	44.57	0.09	42.40	44.66	54	74	-11.60	-29.34	Horizontal

Note: 1. Emissions attenuated more than 20 dB below the permissible value are not reported.**2. *: Denotes restricted band of operation.**

Date of Test:	January 11, 2012	Temperature:	25°C
EUT:	Wimo	Humidity:	50%
Model No.:	wimo wf	Power Supply:	DC 3.7V
Test Mode:	802.11n Channel High 2462MHz	Test Engineer:	Pei

For 30MHz-1000MHz

Corrected Factor = Antenna Factor + Cable Loss – Amplifier Gain

Frequency (MHz)	Reading (dBμV/m)		Factor Corr. (dB)	Result (dBμV/m)		Limit (dBμV/m)	Margin (dB)		Polarization
	QP			QP	QP		QP	QP	
98.7215	27.40		13.94	41.34		43.50	-2.16		Vertical
130.3048	25.87		14.89	40.76		43.50	-2.74		Vertical
162.0197	26.19		14.62	40.81		43.50	-2.69		Vertical
195.8701	25.35		16.14	41.49		43.50	-2.01		Vertical
259.4433	23.76		18.52	42.28		46.00	-3.72		Vertical
328.3068	22.45		19.69	42.14		46.000	-3.86		Vertical
98.7215	27.47		14.01	41.48		43.50	-2.02		Horizontal
130.3048	26.27		14.89	41.16		43.50	-2.34		Horizontal
162.0197	27.20		14.62	41.82		43.50	-1.68		Horizontal
195.8701	25.17		16.02	41.19		43.50	-2.31		Horizontal
259.4433	25.06		18.52	43.58		46.00	-2.42		Horizontal
328.3068	23.78		19.69	43.47		46.00	-2.53		Horizontal

For 1GHz-25GHz

Corrected Factor = Antenna Factor + Cable Loss – Amplifier Gain

Frequency (MHz)	Reading(dBμV/m)		Factor Corr. (dB)	Result(dBμV/m)		Limit(dBμV/m)		Margin(dBμV/m)		Polarization
	AV	PEAK		AV	PEAK	AV	PEAK	AV	PEAK	
2462.000	76.11	76.29	-7.35	68.76	68.94	-	-	-	-	Vertical
*4924.121	46.42	46.75	0.34	46.76	47.09	54	74	-7.24	-26.91	Vertical
2462.000	75.08	75.25	-7.35	67.73	67.90	-	-	-	-	Horizontal
*4924.121	40.00	40.16	0.34	40.34	40.50	54	74	-13.66	-33.50	Horizontal

Note: 1. Emissions attenuated more than 20 dB below the permissible value are not reported.**2. *: Denotes restricted band of operation.**


ACCURATE TECHNOLOGY CO., LTD.

 F1,Bldg.A,Changyuan New Material Port Keyuan Rd,
 Science & Industry Park,Nanshan Shenzhen,P.R.China

Site: 988 chamber

Tel:+86-0755-26503290

Fax:+86-0755-26503396

Job No.: Kai #1715

Standard: FCC Class B 3M Radiated

Test item: Radiation Test

Temp.(C)/Hum.(%) 24 C / 48 %

EUT: Wimo

Mode: TX Channel 1 (802.11b)

Model: wimo wf

Manufacturer: Itacom Group

Polarization: Horizontal

Power Source: AC 120V/60Hz

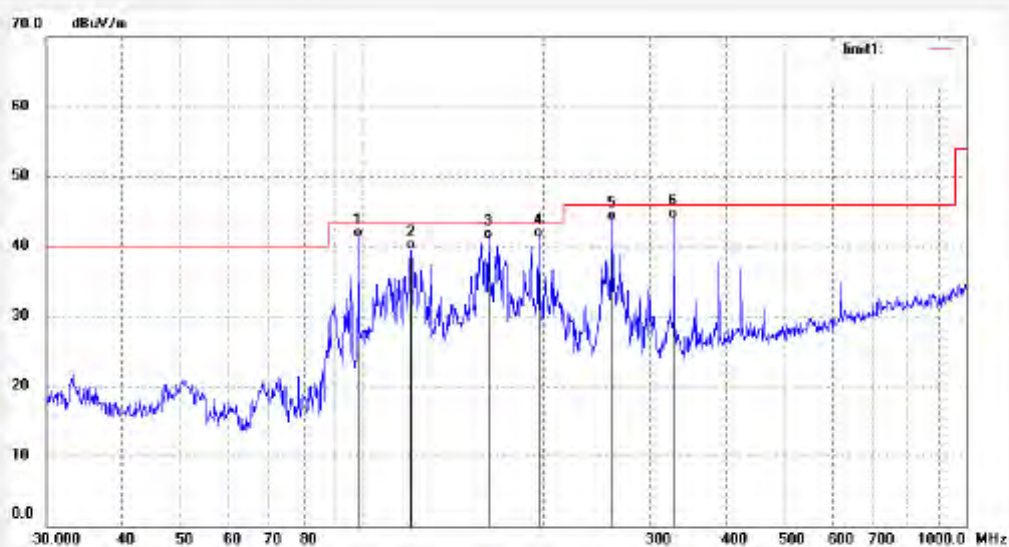
Date: 12/01/10/

Time: 9/05/58

Engineer Signature: Kai

Distance: 3m

Note: Report No.:ATE20120041



No.	Freq. (MHz)	Reading (dBuV/m)	Factor (dB)	Result (dBuV/m)	Limit (dBuV/m)	Margin (dB)	Detector	Height (cm)	Degree (deg.)	Remark
1	98.7215	27.28	14.01	41.29	43.50	-2.21	QP			
2	120.6118	24.66	14.72	39.38	43.50	-4.12	QP			
3	182.0197	26.40	14.62	41.02	43.50	-2.48	QP			
4	195.8701	25.17	16.02	41.19	43.50	-2.31	QP			
5	259.4433	25.22	18.52	43.74	46.00	-2.26	QP			
6	328.3068	24.25	19.69	43.94	46.00	-2.06	QP			



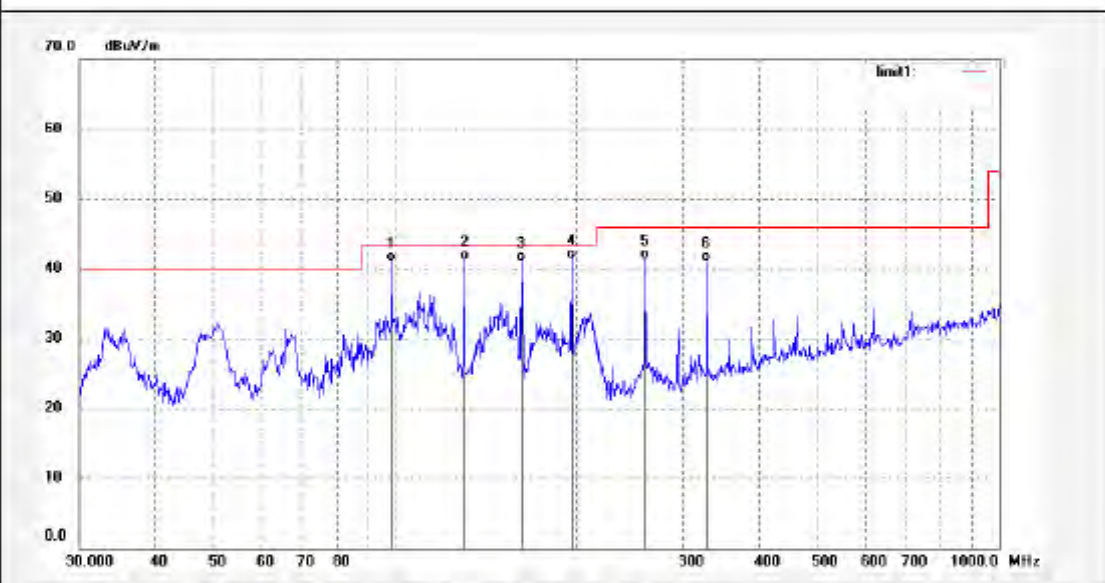
ACCURATE TECHNOLOGY CO., LTD.

F1,Bldg.A,Changyuan New Material Port Keyuan Rd,
Science & Industry Park,Nanshan Shenzhen,P.R.China

Site: 966 chamber
Tel:+86-0755-26503290
Fax:+86-0755-26503396

Job No.: Kai #1718	Polarization: Vertical
Standard: FCC Class B 3M Radiated	Power Source: AC 120V/60Hz
Test item: Radiation Test	Date: 12/01/10/
Temp.(C)/Hum.(%) 24 C / 48 %	Time: 9/07/48
EUT: Wimo	Engineer Signature: Kai
Mode: TX Channel 1 (802.11b)	Distance: 3m
Model: wimo wf	
Manufacturer: Itacom Group	

Note: Report No.:ATE20120041



No.	Freq. (MHz)	Reading (dBuV/m)	Factor (dB)	Result (dBuV/m)	Limit (dBuV/m)	Margin (dB)	Detector	Height (cm)	Degree (deg.)	Remark
1	98.7215	27.03	13.94	40.97	43.50	-2.53	QP			
2	130.3048	26.31	14.89	41.20	43.50	-2.30	QP			
3	162.0197	26.47	14.62	41.09	43.50	-2.41	QP			
4	195.8701	25.19	16.14	41.33	43.50	-2.17	QP			
5	259.4433	22.93	18.52	41.45	46.00	-4.55	QP			
6	328.3068	21.36	19.69	41.05	46.00	-4.95	QP			



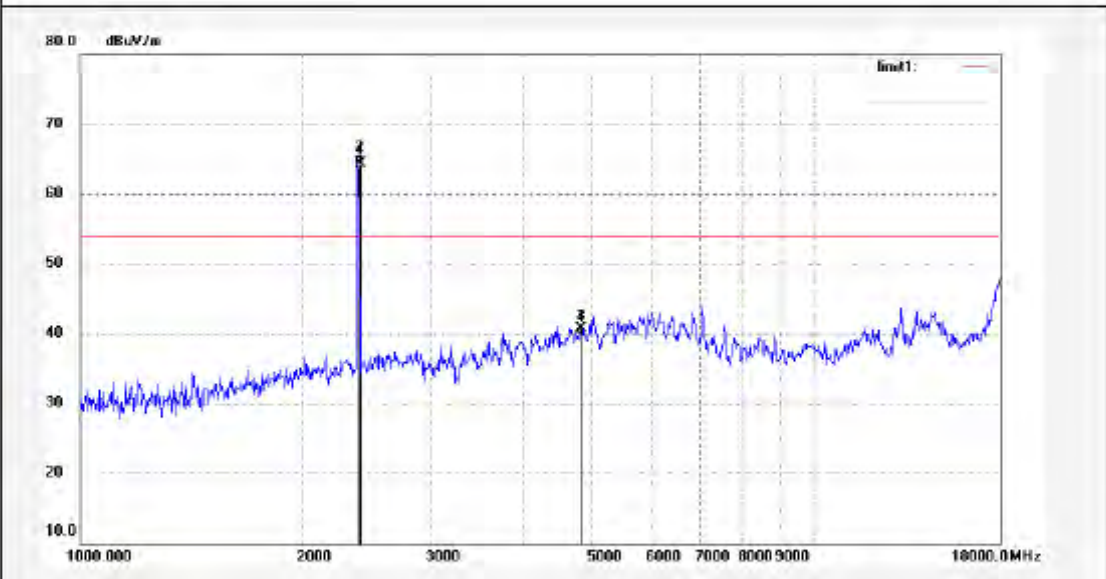
ACCURATE TECHNOLOGY CO., LTD.

F1,Bldg,A,Changyuan New Material Port Keyuan Rd,
Science & Industry Park,Nanshan Shenzhen,P.R.China

Site: 868 chamber
Tel:+86-0755-26503290
Fax:+86-0755-26503398

Job No.: Kai #1805	Polarization: Horizontal
Standard: FCC Class B 3M Radiated	Power Source: AC 120V/60Hz
Test item: Radiation Test	Date: 12/01/11/
Temp.(C)/Hum.(%) 24 C / 48 %	Time: 18:01:27
EUT: Wimo	Engineer Signature: Kai
Mode: TX Channel 1 (802.11b)	Distance: 3m
Model: wimo wf	
Manufacturer: Itacom Group	

Note: Report No.:ATE20120041



No.	Freq. (MHz)	Reading (dBuV/m)	Factor (dB)	Result (dBuV/m)	Limit (dBuV/m)	Margin (dB)	Detector	Height (cm)	Degree (deg.)	Remark
1	2412.000	71.72	-7.43	64.29	—	—	peak			
2	2412.000	71.54	-7.43	64.11	—	—	AVG			
3	4824.028	40.99	-0.19	40.80	74.00	-33.20	peak			
4	4824.028	40.00	-0.19	39.81	54.00	-14.19	AVG			



ACCURATE TECHNOLOGY CO., LTD.

F1,Bldg,A,Changyuan New Material Port Keyuan Rd,
Science & Industry Park,Nanshan Shenzhen,P.R.China

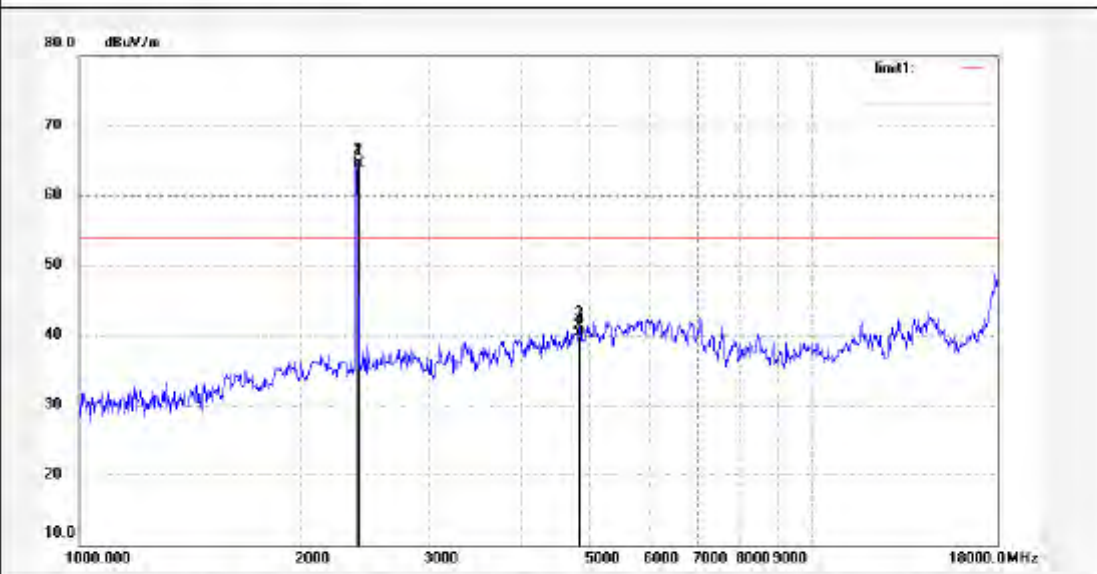
Site: 986 chamber

Tel:+86-0755-26503290

Fax:+86-0755-26503396

Job No.: Kai #1804	Polarization: Vertical
Standard: FCC Class B 3M Radiated	Power Source: AC 120V/60Hz
Test item: Radiation Test	Date: 12/01/11/
Temp.(C)/Hum.(%) 24 C / 48 %	Time: 17:55:36
EUT: Wimo	Engineer Signature: Kai
Mode: TX Channel 1 (802.11b)	Distance: 3m
Model: wimo wf	
Manufacturer: Itacom Group	

Note: Report No.:ATE20120041



No.	Freq. (MHz)	Reading (dBuV/m)	Factor (dB)	Result (dBuV/m)	Limit (dBuV/m)	Margin (dB)	Detector	Height (cm)	Degree (deg.)	Remark
1	2412.000	71.96	-7.43	64.53	—	—	peak			
2	2412.000	71.43	-7.43	64.00	—	—	AVG			
3	4824.028	41.63	-0.19	41.44	74.00	-32.56	peak			
4	4824.028	40.00	-0.19	39.81	54.00	-14.19	AVG			



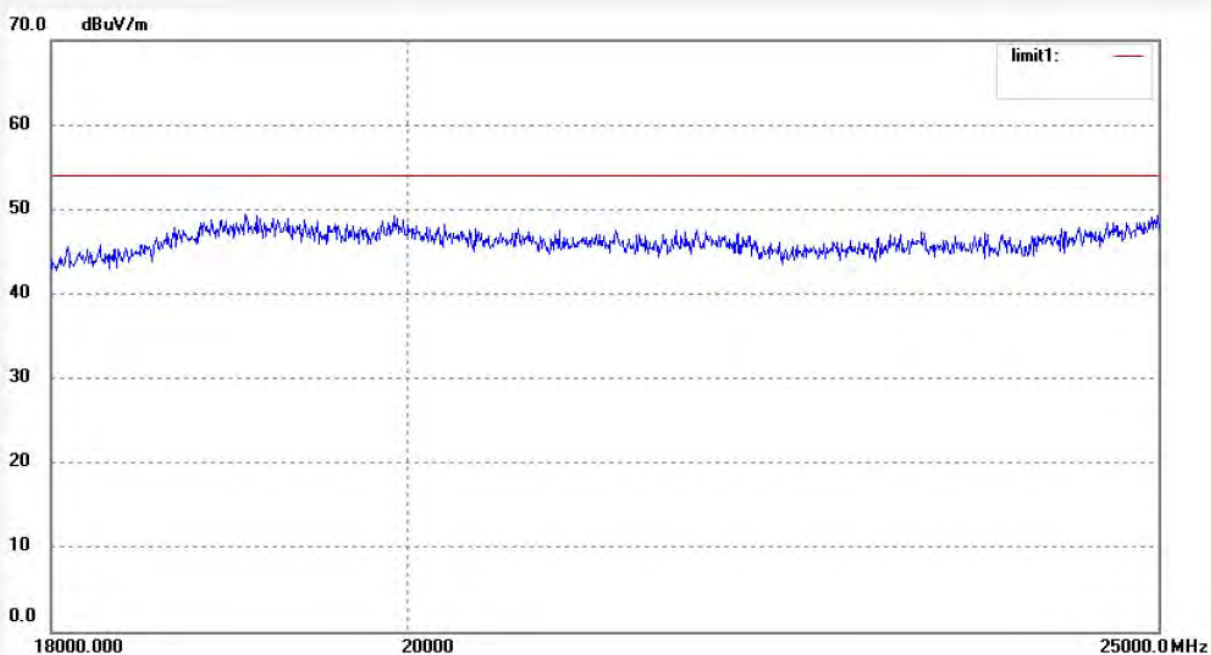
ACCURATE TECHNOLOGY CO., LTD.

F1,Bldg,A,Changyuan New Material Port Keyuan Rd,
Science & Industry Park,Nanshan Shenzhen,P.R.China

Site: 966 chamber
Tel:+86-0755-26503290
Fax:+86-0755-26503396

Job No.: Kai #1845	Polarization: Horizontal
Standard: FCC Class B 3M Radiated	Power Source: AC 120V/60Hz
Test item: Radiation Test	Date: 12/01/12/
Temp.(C)/Hum.(%) 25 C / 50 %	Time: 14:57:50
EUT: Wimo	Engineer Signature: Kai
Mode: TX Channel 1 (802.11b)	Distance: 3m
Model: wimo wf	
Manufacturer: Itacom Group	

Note: Report No.:ATE20120041



No.	Freq. (MHz)	Reading (dBuV/m)	Factor (dB)	Result (dBuV/m)	Limit (dBuV/m)	Margin (dB)	Detector	Height (cm)	Degree (deg.)	Remark
-----	-------------	------------------	-------------	-----------------	----------------	-------------	----------	-------------	---------------	--------



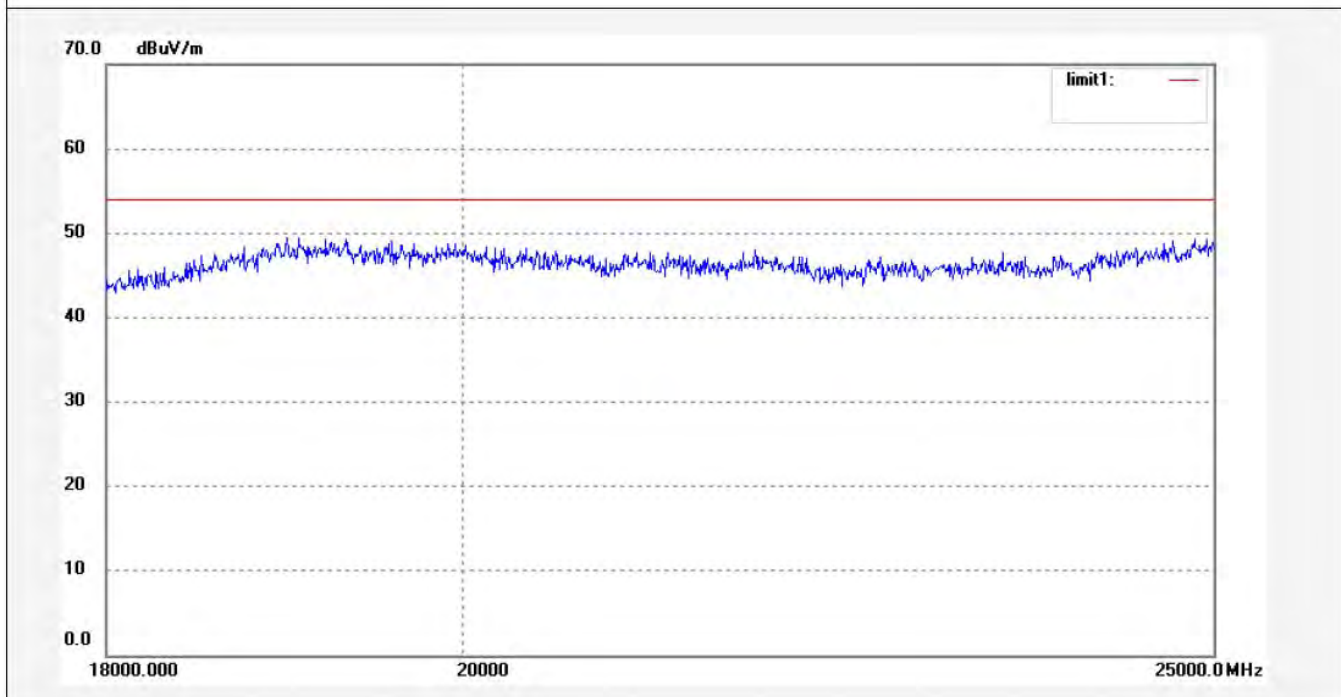
ACCURATE TECHNOLOGY CO., LTD.

F1,Bldg,A,Changyuan New Material Port Keyuan Rd,
Science & Industry Park,Nanshan Shenzhen,P.R.China

Site: 966 chamber
Tel:+86-0755-26503290
Fax:+86-0755-26503396

Job No.: Kai #1846	Polarization: Vertical
Standard: FCC Class B 3M Radiated	Power Source: AC 120V/60Hz
Test item: Radiation Test	Date: 12/01/12/
Temp.(C)/Hum.(%) 25 C / 50 %	Time: 15:01:26
EUT: Wimo	Engineer Signature: Kai
Mode: TX Channel 1 (802.11b)	Distance: 3m
Model: wimo wf	
Manufacturer: Itacom Group	

Note: Report No.:ATE20120041



No.	Freq. (MHz)	Reading (dBuV/m)	Factor (dB)	Result (dBuV/m)	Limit (dBuV/m)	Margin (dB)	Detector	Height (cm)	Degree (deg.)	Remark
-----	-------------	------------------	-------------	-----------------	----------------	-------------	----------	-------------	---------------	--------



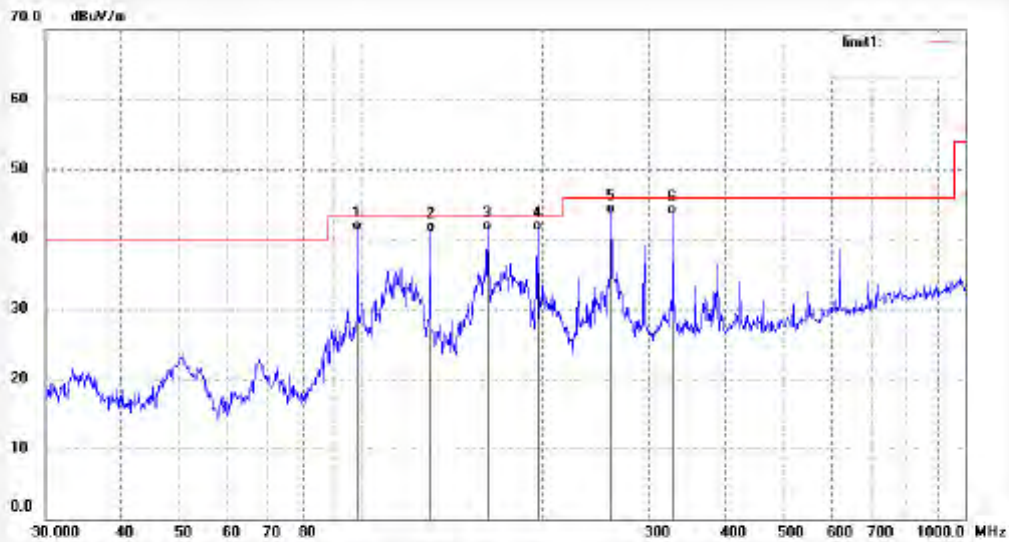
ACCURATE TECHNOLOGY CO., LTD.

F1,Bldg.A,Changyuan New Material Port Keyuan Rd,
Science & Industry Park,Nanshan Shenzhen,P.R.China

Site: 988 chamber
Tel:+86-0755-26503290
Fax:+86-0755-26503396

Job No.: Kai #1718	Polarization: Horizontal
Standard: FCC Class B 3M Radiated	Power Source: AC 120V/60Hz
Test item: Radiation Test	Date: 12/01/10/
Temp.(C)/Hum.(%) 24 C / 48 %	Time: 9/09/27
EUT: Wimo	Engineer Signature: Kai
Mode: TX Channel 6 (802.11b)	Distance: 3m
Model: wimo wf	
Manufacturer: Italtcom Group	

Note: Report No.:ATE20120041



No.	Freq. (MHz)	Reading (dBuV/m)	Factor (dB)	Result (dBuV/m)	Limit (dBuV/m)	Margin (dB)	Detector	Height (cm)	Degree (deg.)	Remark
1	98.7215	27.24	14.01	41.25	43.50	-2.25	QP			
2	130.3048	26.07	14.89	40.96	43.50	-2.54	QP			
3	162.0197	26.55	14.62	41.17	43.50	-2.33	QP			
4	195.8701	25.25	16.02	41.27	43.50	-2.23	QP			
5	259.4433	25.16	18.52	43.68	46.00	-2.32	QP			
6	328.3068	23.85	19.69	43.54	46.00	-2.46	QP			


ACCURATE TECHNOLOGY CO., LTD.

 F1.Bldg.A,Changyuan New Material Port Keyuan Rd,
 Science & Industry Park,Nanshan Shenzhen,P.R.China

Site: 966 chamber

Tel:+86-0755-26503290

Fax:+86-0755-26503396

Job No.: Kai #1717

Polarization: Vertical

Standard: FCC Class B 3M Radiated

Power Source: AC 120V/60Hz

Test item: Radiation Test

Date: 12/01/10/

Temp.(C)/Hum.(%) 24 C / 48 %

Time: 9/08/36

EUT: Wimo

Engineer Signature: Kai

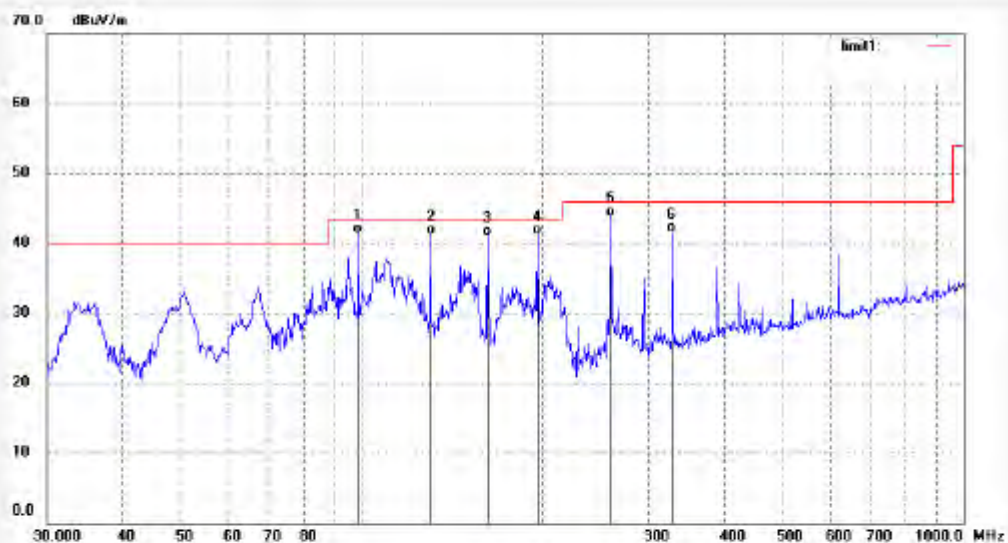
Mode: TX Channel 6 (802.11b)

Distance: 3m

Model: wimo wf

Manufacturer: Itacom Group

Note: Report No.:ATE20120041



No.	Freq. (MHz)	Reading (dBuV/m)	Factor (dB)	Result (dBuV/m)	Limit (dBuV/m)	Margin (dB)	Detector	Height (cm)	Degree (deg.)	Remark
1	98.7215	27.38	13.94	41.32	43.50	-2.18	QP			
2	130.3048	26.34	14.89	41.23	43.50	-2.27	QP			
3	162.0197	26.48	14.62	41.10	43.50	-2.40	QP			
4	195.8701	25.04	16.14	41.18	43.50	-2.32	QP			
5	259.4433	25.28	18.52	43.80	46.00	-2.20	QP			
6	328.3068	21.91	19.69	41.60	46.00	-4.40	QP			



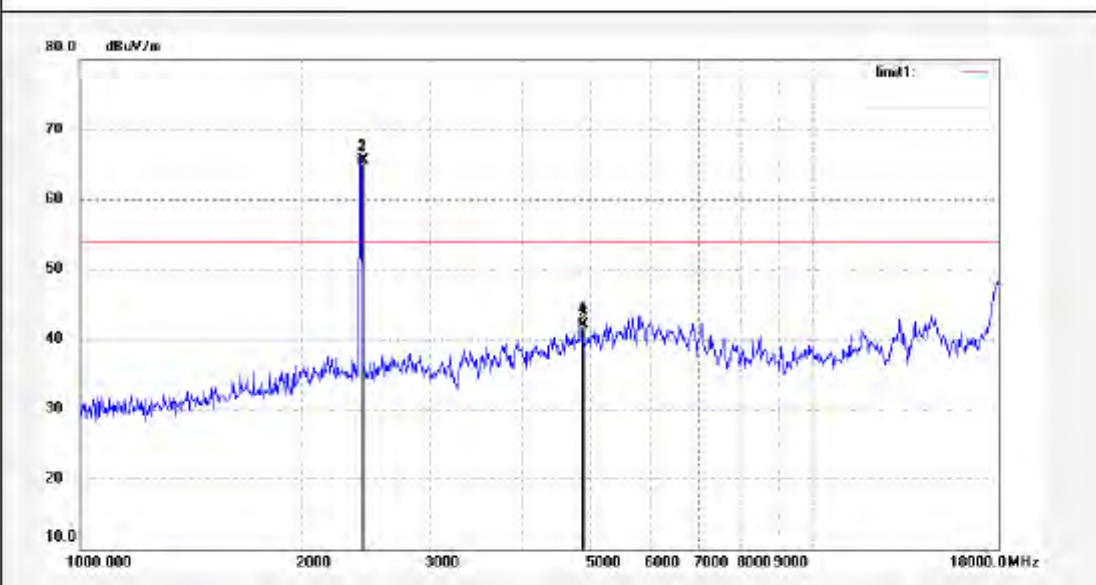
ACCURATE TECHNOLOGY CO., LTD.

F1,Bldg,A,Changyuan New Material Port Keyuan Rd,
Science & Industry Park,Nanshan Shenzhen,P.R.China

Site: 986 chamber
Tel:+86-0755-26503290
Fax:+86-0755-26503396

Job No.: Kai #1806	Polarization: Horizontal
Standard: FCC Class B 3M Radiated	Power Source: AC 120V/60Hz
Test item: Radiation Test	Date: 12/01/11/
Temp.(C)/Hum.(%) 24 C / 48 %	Time: 18:02:47
EUT: Wimo	Engineer Signature: Kai
Mode: TX Channel 6 (802.11b)	Distance: 3m
Model: wimo wf	
Manufacturer: Italtcom Group	

Note: Report No.:ATE20120041



No.	Freq. (MHz)	Reading (dBuV/m)	Factor (dB)	Result (dBuV/m)	Limit (dBuV/m)	Margin (dB)	Detector	Height (cm)	Degree (deg.)	Remark
1	2437.000	72.84	-7.36	65.48	--	--	peak			
2	2437.000	72.37	-7.36	65.01	--	--	AVG			
3	4874.030	41.96	0.09	42.05	74.00	-31.95	peak			
4	4874.030	41.59	0.09	41.68	54.00	-12.32	AVG			



ACCURATE TECHNOLOGY CO., LTD.

F1,Bldg,A,Changyuan New Material Port Keyuan Rd,
Science & Industry Park,Nanshan Shenzhen,P.R.China

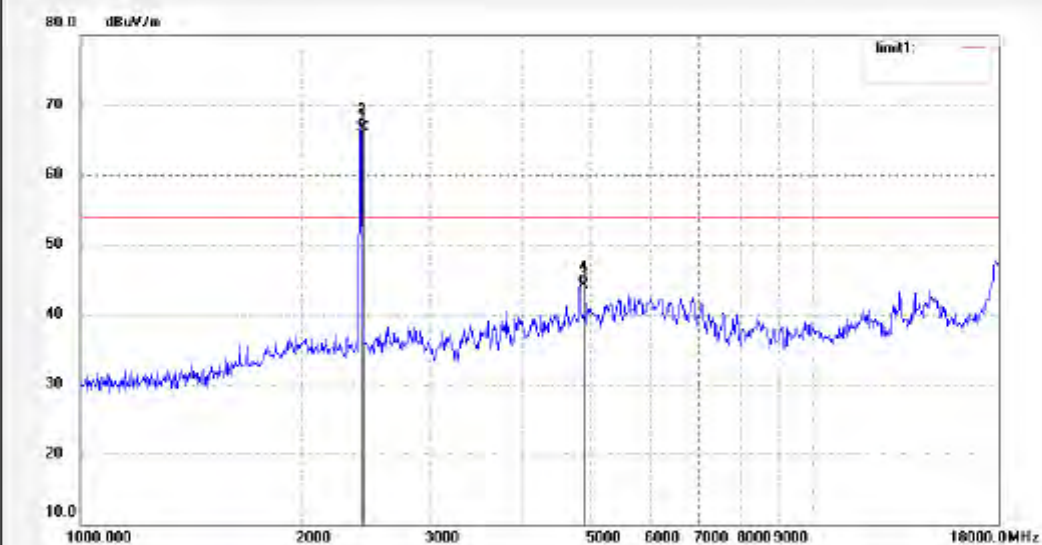
Site: 988 chamber

Tel:+86-0755-26503290

Fax:+86-0755-26503396

Job No.: Kai #1807	Polarization: Vertical
Standard: FCC Class B 3M Radiated	Power Source: AC 120V/60Hz
Test item: Radiation Test	Date: 12/01/11/
Temp.(C)/Hum.(%) 24 C / 48 %	Time: 18:03:59
EUT: Wimo	Engineer Signature: Kai
Mode: TX Channel 6 (802.11b)	Distance: 3m
Model: wimo wf	
Manufacturer: Itacom Group	

Note: Report No.:ATE20120041



No.	Freq. (MHz)	Reading (dBuV/m)	Factor (dB)	Result (dBuV/m)	Limit (dBuV/m)	Margin (dB)	Detector	Height (cm)	Degree (deg.)	Remark
1	2437.000	74.20	-7.36	66.84	—	—	peak			
2	2437.000	74.09	-7.36	66.73	—	—	AVG			
3	4874.030	44.13	0.09	44.22	74.00	-29.78	peak			
4	4874.030	44.07	0.09	44.16	54.00	-9.84	AVG			



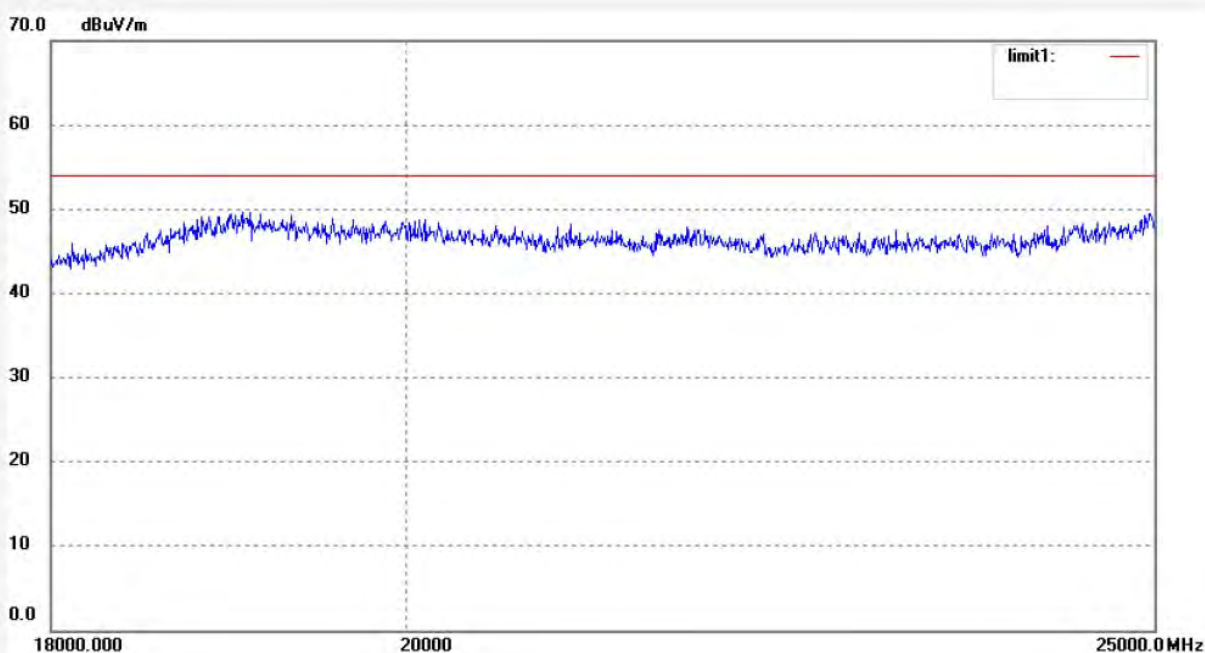
ACCURATE TECHNOLOGY CO., LTD.

F1,Bldg,A,Changyuan New Material Port Keyuan Rd,
Science & Industry Park,Nanshan Shenzhen,P.R.China

Site: 966 chamber
Tel:+86-0755-26503290
Fax:+86-0755-26503396

Job No.: Kai #1848	Polarization: Horizontal
Standard: FCC Class B 3M Radiated	Power Source: AC 120V/60Hz
Test item: Radiation Test	Date: 12/01/12/
Temp.(C)/Hum.(%) 25 C / 50 %	Time: 15:09:14
EUT: Wimo	Engineer Signature: Kai
Mode: TX Channel 6 (802.11b)	Distance: 3m
Model: wimo wf	
Manufacturer: Itacom Group	

Note: Report No.:ATE20120041



No.	Freq. (MHz)	Reading (dBuV/m)	Factor (dB)	Result (dBuV/m)	Limit (dBuV/m)	Margin (dB)	Detector	Height (cm)	Degree (deg.)	Remark
-----	-------------	------------------	-------------	-----------------	----------------	-------------	----------	-------------	---------------	--------



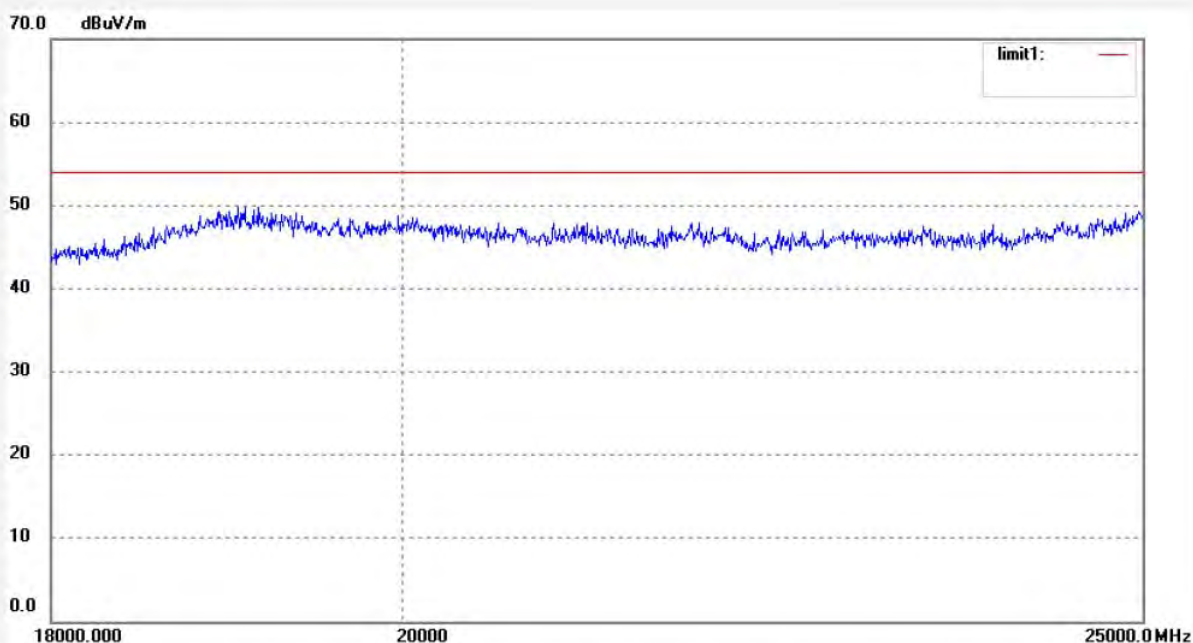
ACCURATE TECHNOLOGY CO., LTD.

F1,Bldg,A,Changyuan New Material Port Keyuan Rd,
Science & Industry Park,Nanshan Shenzhen,P.R.China

Site: 966 chamber
Tel:+86-0755-26503290
Fax:+86-0755-26503396

Job No.: Kai #1847	Polarization: Vertical
Standard: FCC Class B 3M Radiated	Power Source: AC 120V/60Hz
Test item: Radiation Test	Date: 12/01/12/
Temp.(C)/Hum.(%) 25 C / 50 %	Time: 15:05:40
EUT: Wimo	Engineer Signature: Kai
Mode: TX Channel 6 (802.11b)	Distance: 3m
Model: wimo wf	
Manufacturer: Itacom Group	

Note: Report No.:ATE20120041



No.	Freq. (MHz)	Reading (dBuV/m)	Factor (dB)	Result (dBuV/m)	Limit (dBuV/m)	Margin (dB)	Detector	Height (cm)	Degree (deg.)	Remark



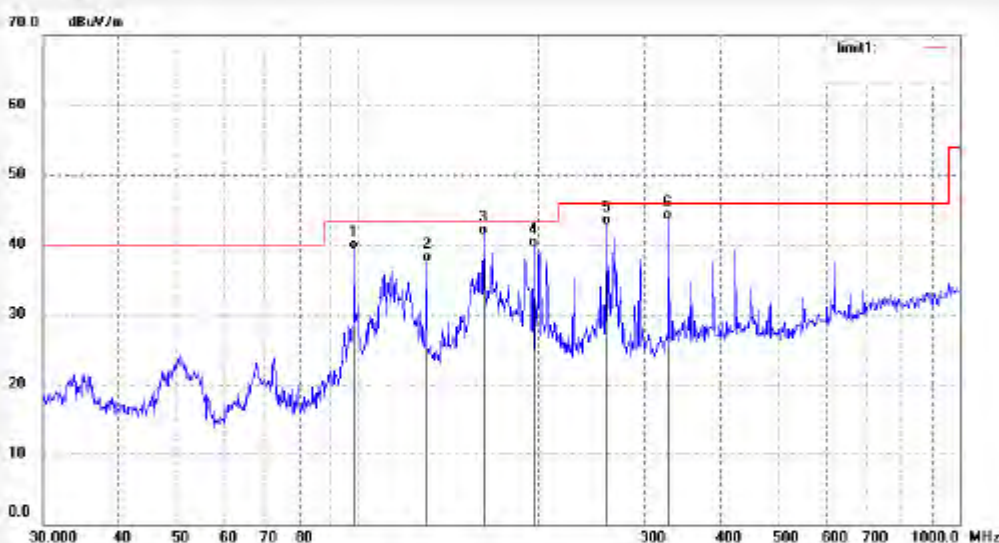
ACCURATE TECHNOLOGY CO., LTD.

F1,Bldg.A,Changyuan New Material Port Keyuan Rd,
Science & Industry Park,Nanshan Shenzhen,P.R.China

Site: 966 chamber
Tel:+86-0755-26503290
Fax:+86-0755-26503398

Job No.: Kai #1719	Polarization: Horizontal
Standard: FCC Class B 3M Radiated	Power Source: AC 120V/60Hz
Test item: Radiation Test	Date: 12/01/10/
Temp.(C)/Hum.(%) 24 C / 48 %	Time: 9/09/55
EUT: Wimo	Engineer Signature: Kai
Mode: TX Channel 11 (802.11b)	Distance: 3m
Model: wimo wf	
Manufacturer: Itacom Group	

Note: Report No.:ATE20120041



No.	Freq. (MHz)	Reading (dBuV/m)	Factor (dB)	Result (dBuV/m)	Limit (dBuV/m)	Margin (dB)	Detector	Height (cm)	Degree (deg.)	Remark
1	98.7215	25.24	14.01	39.25	43.50	-4.25	QP			
2	130.3048	22.64	14.89	37.53	43.50	-5.97	QP			
3	162.0197	26.79	14.62	41.41	43.50	-2.09	QP			
4	195.8701	23.61	16.02	39.63	43.50	-3.87	QP			
5	259.4433	24.23	18.52	42.75	46.00	-3.25	QP			
6	328.3068	23.82	19.69	43.51	46.00	-2.49	QP			


ACCURATE TECHNOLOGY CO., LTD.

 F1,Bldg,A,Changyuan New Material Port Keyuan Rd,
 Science & Industry Park,Nanshan Shenzhen,P.R.China

Site: 966 chamber

Tel:+86-0755-26503290

Fax:+86-0755-26503396

Job No.: Kai #1720

Standard: FCC Class B 3M Radiated

Test item: Radiation Test

Temp.(C)/Hum.(%) 24 C / 48 %

EUT: Wimo

Mode: TX Channel 11 (802.11b)

Model: wimo wf

Manufacturer: ItaloCom Group

Polarization: Vertical

Power Source: AC 120V/60Hz

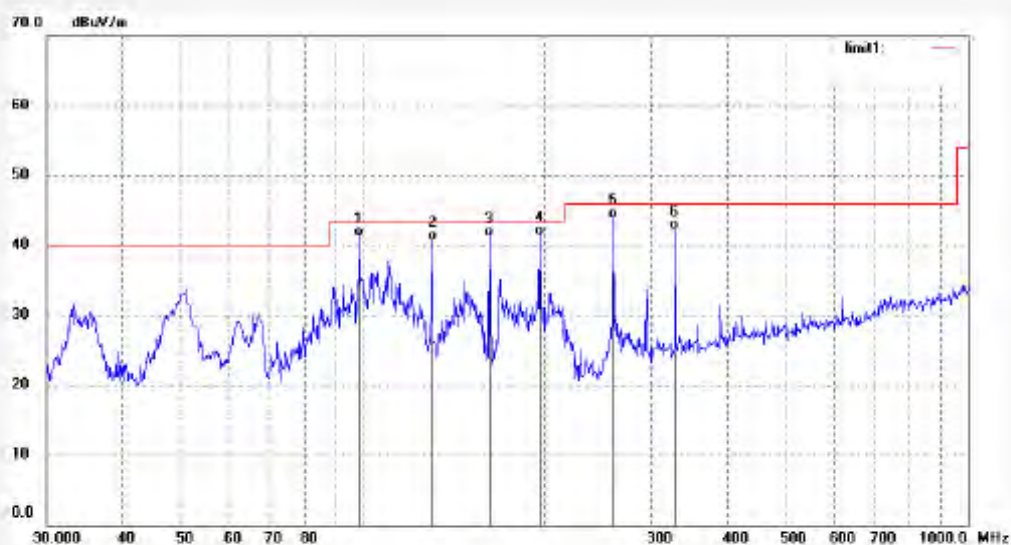
Date: 12/01/10/

Time: 9/10/56

Engineer Signature: Kai

Distance: 3m

Note: Report No.:ATE20120041



No.	Freq. (MHz)	Reading (dBuV/m)	Factor (dB)	Result (dBuV/m)	Limit (dBuV/m)	Margin (dB)	Detector	Height (cm)	Degree (deg.)	Remark
1	98.7215	27.22	13.94	41.16	43.50	-2.34	QP			
2	130.3048	25.80	14.89	40.69	43.50	-2.81	QP			
3	162.0197	26.52	14.62	41.14	43.50	-2.36	QP			
4	195.8701	25.30	16.14	41.44	43.50	-2.06	QP			
5	259.4433	25.29	18.52	43.81	46.00	-2.19	QP			
6	328.3068	22.55	19.69	42.24	46.00	-3.76	QP			



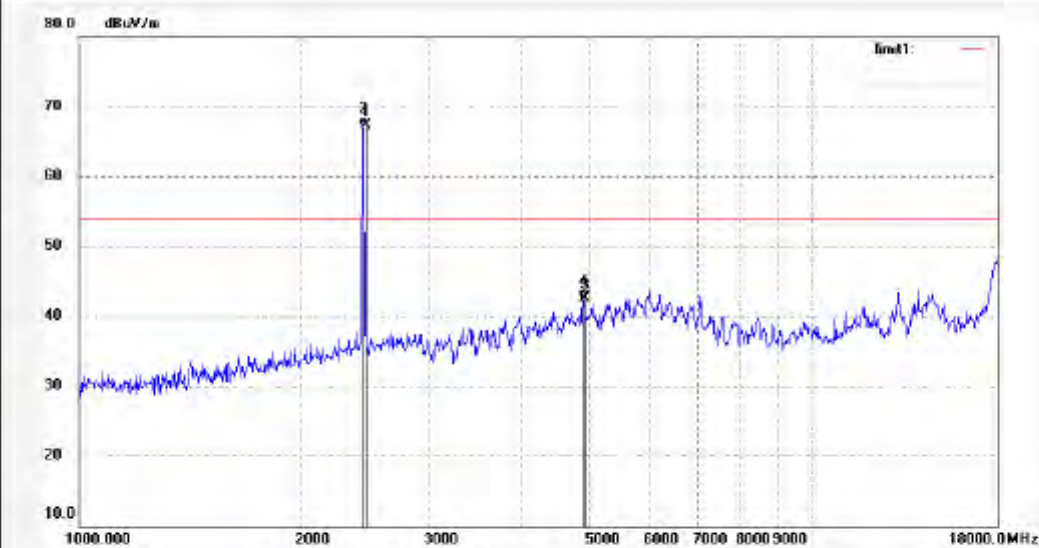
ACCURATE TECHNOLOGY CO., LTD.

F1,Bldg,A,Changyuan New Material Port Keyuan Rd,
Science & Industry Park,Nanshan Shenzhen,P.R.China

Site: 906 chamber
Tel:+86-0755-26503290
Fax:+86-0755-26503396

Job No.: Kai #1809	Polarization: Horizontal
Standard: FCC Class B 3M Radiated	Power Source: AC 120V/60Hz
Test item: Radiation Test	Date: 12/01/11/
Temp.(C)/Hum.(%) 24 C / 48 %	Time: 18:06:23
EUT: Wimo	Engineer Signature: Kai
Mode: TX Channel 11 (802.11b)	Distance: 3m
Model: wimo wf	
Manufacturer: Itacom Group	

Note: Report No.:ATE20120041



No.	Freq. (MHz)	Reading (dBuV/m)	Factor (dB)	Result (dBuV/m)	Limit (dBuV/m)	Margin (dB)	Detector	Height (cm)	Degree (deg.)	Remark
1	2482.000	74.72	-7.35	67.37	--	--	peak			
2	2482.000	74.54	-7.35	67.19	--	--	AVG			
3	4924.038	42.27	0.34	42.61	74.00	-31.39	peak			
4	4924.038	42.16	0.34	42.50	54.00	-11.50	AVG			



ACCURATE TECHNOLOGY CO., LTD.

F1,Bldg,A,Changyuan New Material Port Keyuan Rd,
Science & Industry Park,Nanshan Shenzhen,P.R.China

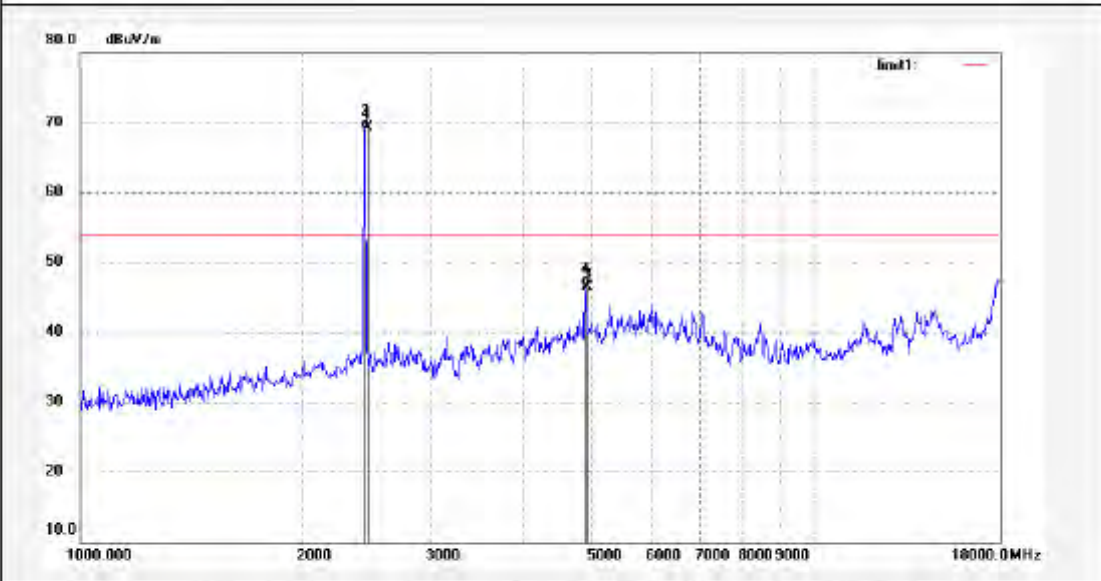
Site: 968 chamber

Tel:+86-0755-26503290

Fax:+86-0755-26503398

Job No.: Kai #1808	Polarization: Vertical
Standard: FCC Class B 3M Radiated	Power Source: AC 120V/60Hz
Test item: Radiation Test	Date: 12/01/11/
Temp.(C)/Hum.(%) 24 C / 48 %	Time: 18:05:15
EUT: Wimo	Engineer Signature: Kai
Mode: TX Channel 11 (802.11b)	Distance: 3m
Model: wimo wf	
Manufacturer: Itacom Group	

Note: Report No.:ATE20120041



No.	Freq. (MHz)	Reading (dBuV/m)	Factor (dB)	Result (dBuV/m)	Limit (dBuV/m)	Margin (dB)	Detector	Height (cm)	Degree (deg.)	Remark
1	2482.000	76.59	-7.35	69.24	--	--	peak			
2	2482.000	76.37	-7.35	69.02	--	--	AVG			
3	4924.038	46.21	0.34	46.55	74.00	-27.45	peak			
4	4924.038	46.15	0.34	46.49	54.00	-7.51	AVG			



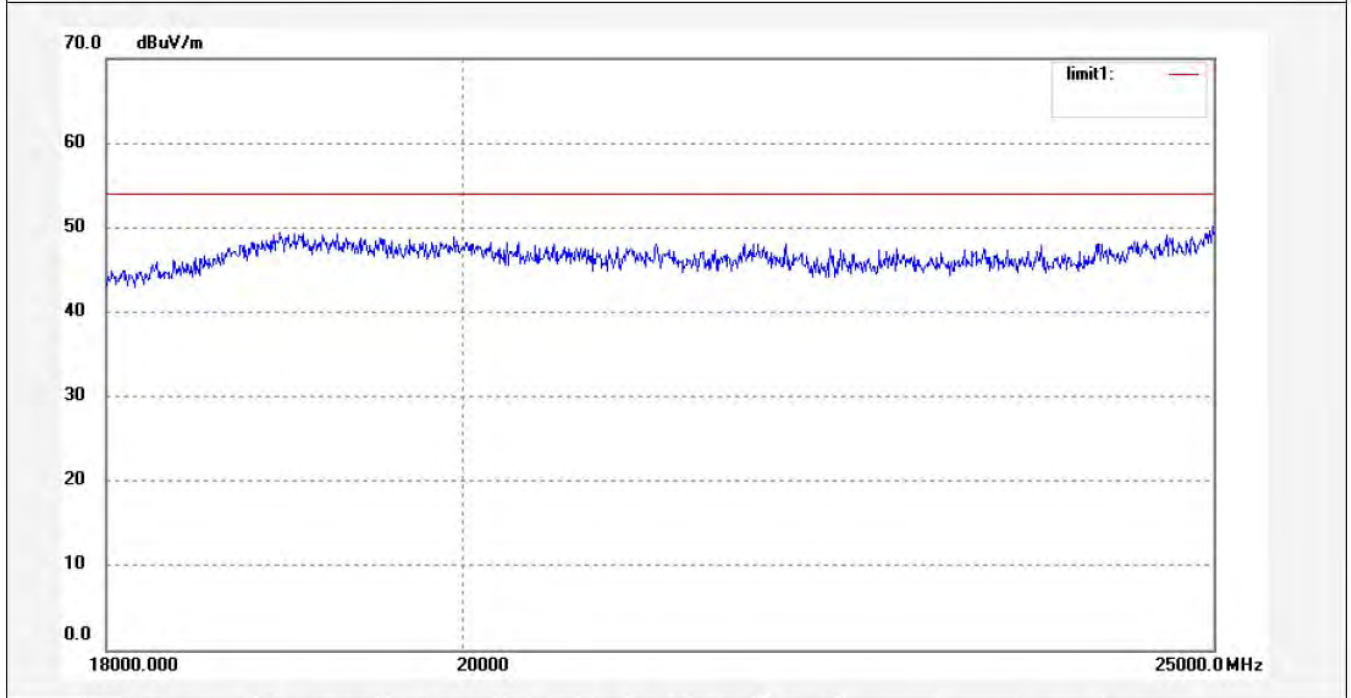
ACCURATE TECHNOLOGY CO., LTD.

F1,Bldg,A,Changyuan New Material Port Keyuan Rd,
Science & Industry Park,Nanshan Shenzhen,P.R.China

Site: 966 chamber
Tel:+86-0755-26503290
Fax:+86-0755-26503396

Job No.: Kai #1849	Polarization: Horizontal
Standard: FCC Class B 3M Radiated	Power Source: AC 120V/60Hz
Test item: Radiation Test	Date: 12/01/12/
Temp.(C)/Hum.(%) 25 C / 50 %	Time: 15:13:25
EUT: Wimo	Engineer Signature: Kai
Mode: TX Channel 11 (802.11b)	Distance: 3m
Model: wimo wf	
Manufacturer: Itacom Group	

Note: Report No.:ATE20120041



No.	Freq. (MHz)	Reading (dBuV/m)	Factor (dB)	Result (dBuV/m)	Limit (dBuV/m)	Margin (dB)	Detector	Height (cm)	Degree (deg.)	Remark
-----	-------------	------------------	-------------	-----------------	----------------	-------------	----------	-------------	---------------	--------



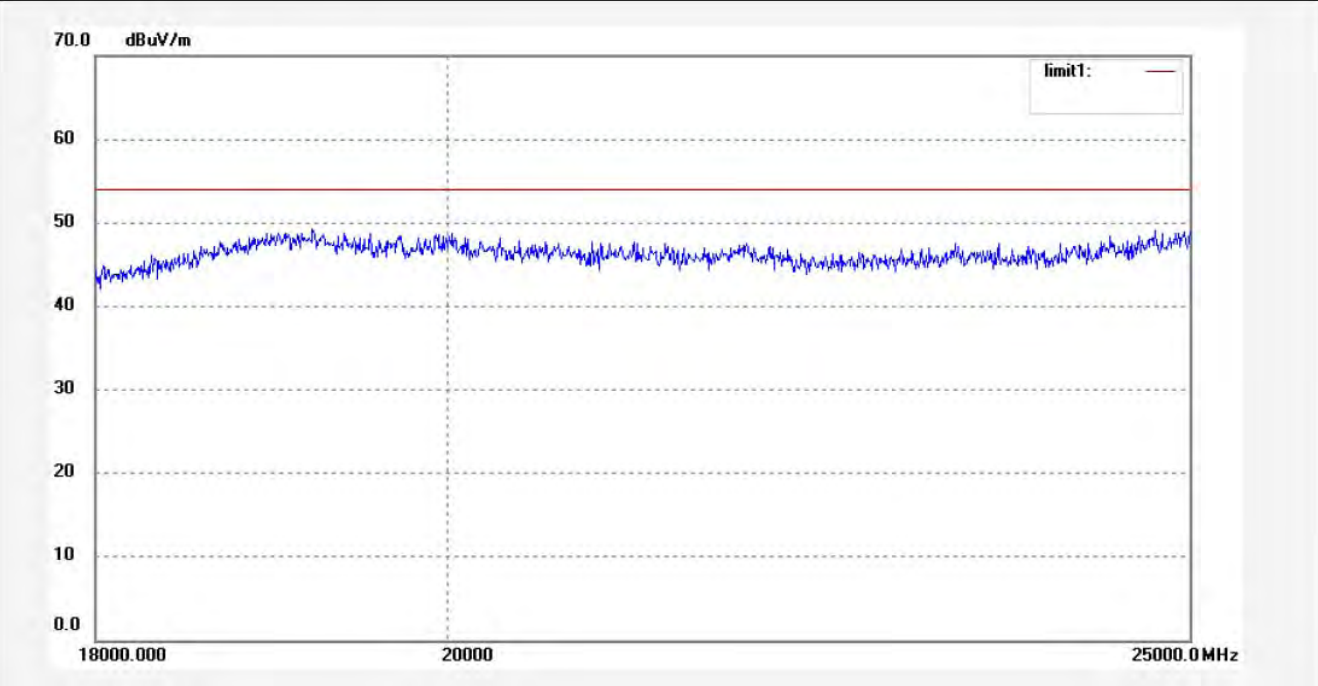
ACCURATE TECHNOLOGY CO., LTD.

F1,Bldg,A,Changyuan New Material Port Keyuan Rd,
Science & Industry Park,Nanshan Shenzhen,P.R.China

Site: 966 chamber
Tel:+86-0755-26503290
Fax:+86-0755-26503396

Job No.: Kai #1850	Polarization: Vertical
Standard: FCC Class B 3M Radiated	Power Source: AC 120V/60Hz
Test item: Radiation Test	Date: 12/01/12/
Temp.(C)/Hum.(%) 25 C / 50 %	Time: 15:16:58
EUT: Wimo	Engineer Signature: Kai
Mode: TX Channel 11 (802.11b)	Distance: 3m
Model: wimo wf	
Manufacturer: Itacom Group	

Note: Report No.:ATE20120041



No.	Freq. (MHz)	Reading (dBuV/m)	Factor (dB)	Result (dBuV/m)	Limit (dBuV/m)	Margin (dB)	Detector	Height (cm)	Degree (deg.)	Remark
-----	-------------	------------------	-------------	-----------------	----------------	-------------	----------	-------------	---------------	--------



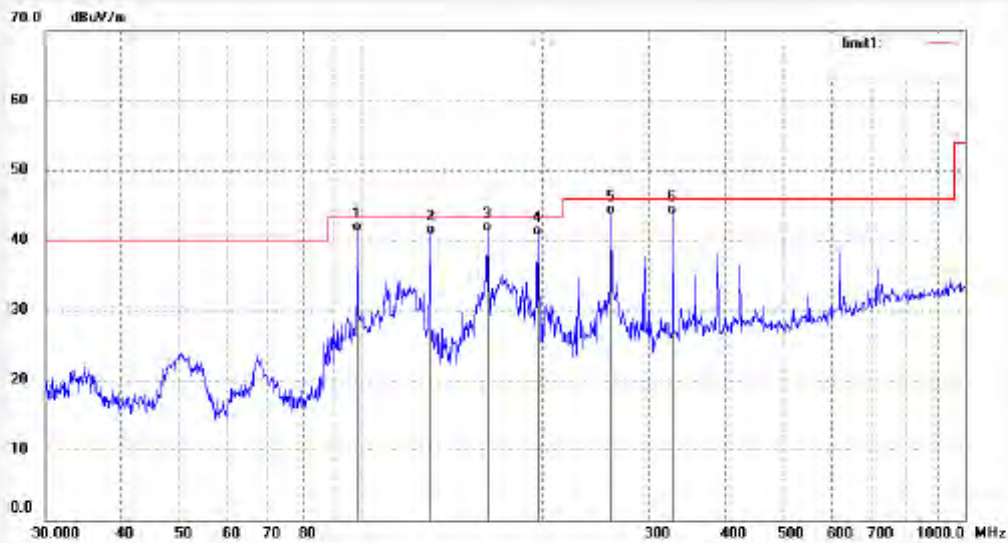
ACCURATE TECHNOLOGY CO., LTD.

F1,Bldg.A,Changyuan New Material Port Keyuan Rd,
Science & Industry Park,Nanshan Shenzhen,P.R.China

Site: 966 chamber
Tel:+86-0755-26503290
Fax:+86-0755-26503398

Job No.: Kai #1726	Polarization: Horizontal
Standard: FCC Class B 3M Radiated	Power Source: AC 120V/60Hz
Test item: Radiation Test	Date: 12/01/10/
Temp.(C)/Hum.(%) 24 C / 48 %	Time: 9/15/04
EUT: Wimo	Engineer Signature: Kai
Mode: TX Channel 1 (802.11g)	Distance: 3m
Model: wimo wf	
Manufacturer: Italoorm Group	

Note: Report No.:ATE20120041



No.	Freq. (MHz)	Reading (dBuV/m)	Factor (dB)	Result (dBuV/m)	Limit (dBuV/m)	Margin (dB)	Detector	Height (cm)	Degree (deg.)	Remark
1	98.7215	27.27	14.01	41.28	43.50	-2.22	QP			
2	130.3048	26.04	14.89	40.93	43.50	-2.57	QP			
3	162.0197	26.58	14.62	41.20	43.50	-2.30	QP			
4	195.8701	24.71	16.02	40.73	43.50	-2.77	QP			
5	259.4433	25.21	18.52	43.73	46.00	-2.27	QP			
6	328.3068	24.05	19.69	43.74	46.00	-2.26	QP			



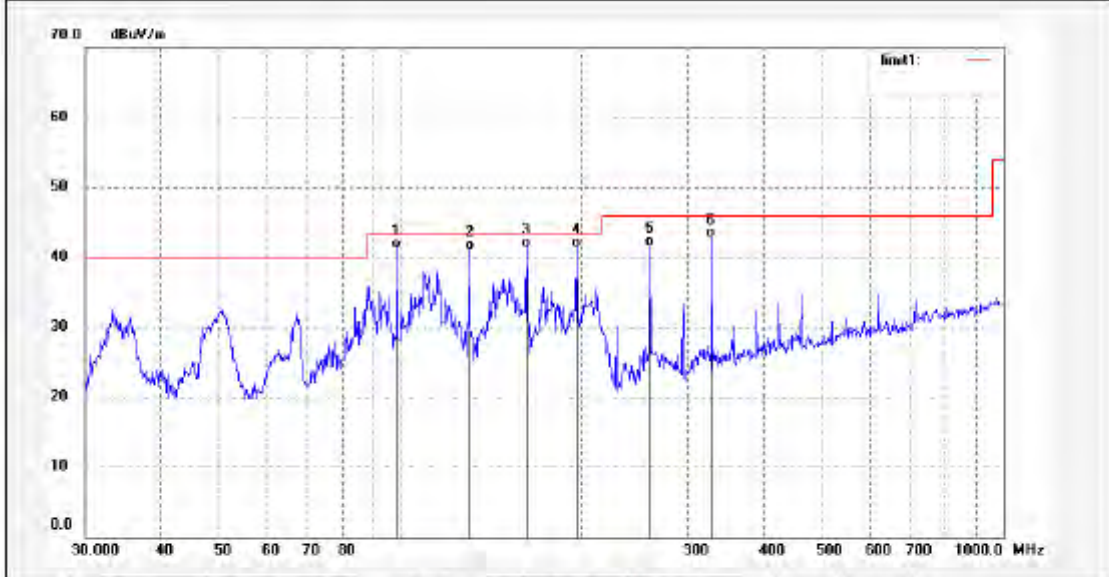
ACCURATE TECHNOLOGY CO., LTD.

F1,Bldg,A,Changyuan New Material Port Keyuan Rd,
Science & Industry Park,Nanshan Shenzhen,P.R.China

Site: 988 chamber
Tel:+86-0755-26503290
Fax:+86-0755-26503396

Job No.: Kai #1725	Polarization: Vertical
Standard: FCC Class B 3M Radiated	Power Source: AC 120V/60Hz
Test item: Radiation Test	Date: 12/01/10/
Temp.(C)/Hum.(%) 24 C / 48 %	Time: 9/14/19
EUT: Wimo	Engineer Signature: Kai
Mode: TX Channel 1 (802.11g)	Distance: 3m
Model: wimo wf	
Manufacturer: Itacom Group	

Note: Report No.:ATE20120041



No.	Freq. (MHz)	Reading (dBuV/m)	Factor (dB)	Result (dBuV/m)	Limit (dBuV/m)	Margin (dB)	Detector	Height (cm)	Degree (deg.)	Remark
1	98.7215	27.27	13.94	41.21	43.50	-2.29	QP			
2	130.3048	26.09	14.89	40.98	43.50	-2.52	QP			
3	162.0197	26.73	14.82	41.35	43.50	-2.15	QP			
4	195.8701	25.18	16.14	41.32	43.50	-2.18	QP			
5	259.4433	22.98	18.52	41.50	46.00	-4.50	QP			
6	328.3068	23.02	19.69	42.71	46.00	-3.29	QP			



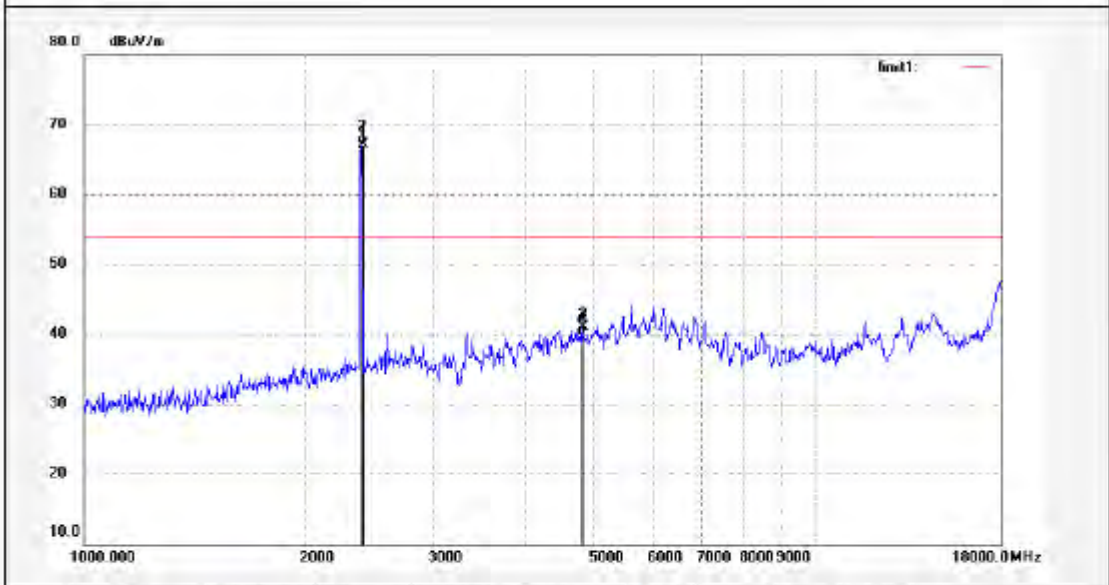
ACCURATE TECHNOLOGY CO., LTD.

F1,Bldg,A,Changyuan New Material Port Keyuan Rd,
Science & Industry Park,Nanshan Shenzhen,P.R.China

Site: 966 chamber
Tel:+86-0755-26503290
Fax:+86-0755-26503396

Job No.: Kai #1814	Polarization: Horizontal
Standard: FCC Class B 3M Radiated	Power Source: AC 120V/60Hz
Test item: Radiation Test	Date: 12/01/11/
Temp.(C)/Hum.(%) 24 C / 48 %	Time: 18:23:16
EUT: Wimo	Engineer Signature: Kai
Mode: TX Channel 1 (802.11g)	Distance: 3m
Model: wimo wf	
Manufacturer: Itacom Group	

Note: Report No.:ATE20120041



No.	Freq. (MHz)	Reading (dBuV/m)	Factor (dB)	Result (dBuV/m)	Limit (dBuV/m)	Margin (dB)	Detector	Height (cm)	Degree (deg.)	Remark
1	2412.000	79.58	-7.43	72.15	—	—	peak			
2	2412.000	74.55	-7.43	67.12	—	—	AVG			
3	4824.031	41.20	-0.19	41.01	74.00	-32.99	peak			
4	4824.031	40.00	-0.19	39.81	54.00	-14.19	AVG			



ACCURATE TECHNOLOGY CO., LTD.

F1,Bldg.A,Changyuan New Material Port Keyuan Rd,
Science & Industry Park,Nanshan Shenzhen,P.R.China

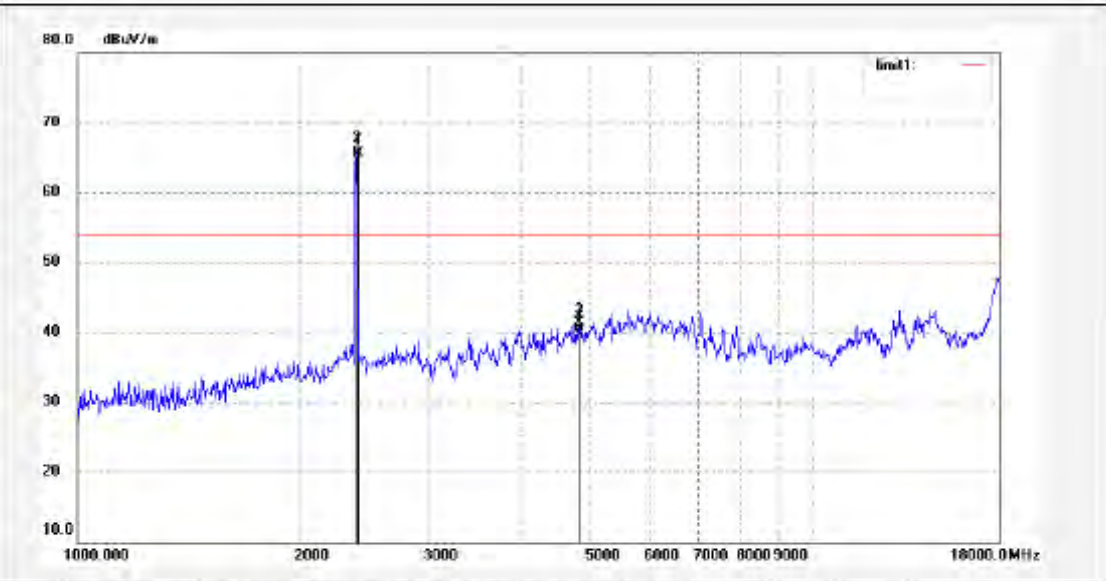
Site: 966 chamber

Tel:+86-0755-26503290

Fax:+86-0755-26503396

Job No.: Kai #1815	Polarization: Vertical
Standard: FCC Class B 3M Radiated	Power Source: AC 120V/60Hz
Test item: Radiation Test	Date: 12/01/11/
Temp.(C)/Hum.(%) 24 C / 48 %	Time: 18:24:19
EUT: Wimo	Engineer Signature: Kai
Mode: TX Channel 1 (802.11g)	Distance: 3m
Model: wimo wf	
Manufacturer: Itacom Group	

Note: Report No.:ATE20120041



No.	Freq. (MHz)	Reading (dBuV/m)	Factor (dB)	Result (dBuV/m)	Limit (dBuV/m)	Margin (dB)	Detector	Height (cm)	Degree (deg.)	Remark
1	2412.000	72.93	-7.43	65.50	--	--	peak			
2	2412.000	72.66	-7.43	65.23	--	--	AVG			
3	4824.031	41.62	-0.19	41.43	74.00	-32.57	peak			
4	4824.031	40.00	-0.19	39.81	54.00	-14.19	AVG			



ACCURATE TECHNOLOGY CO., LTD.

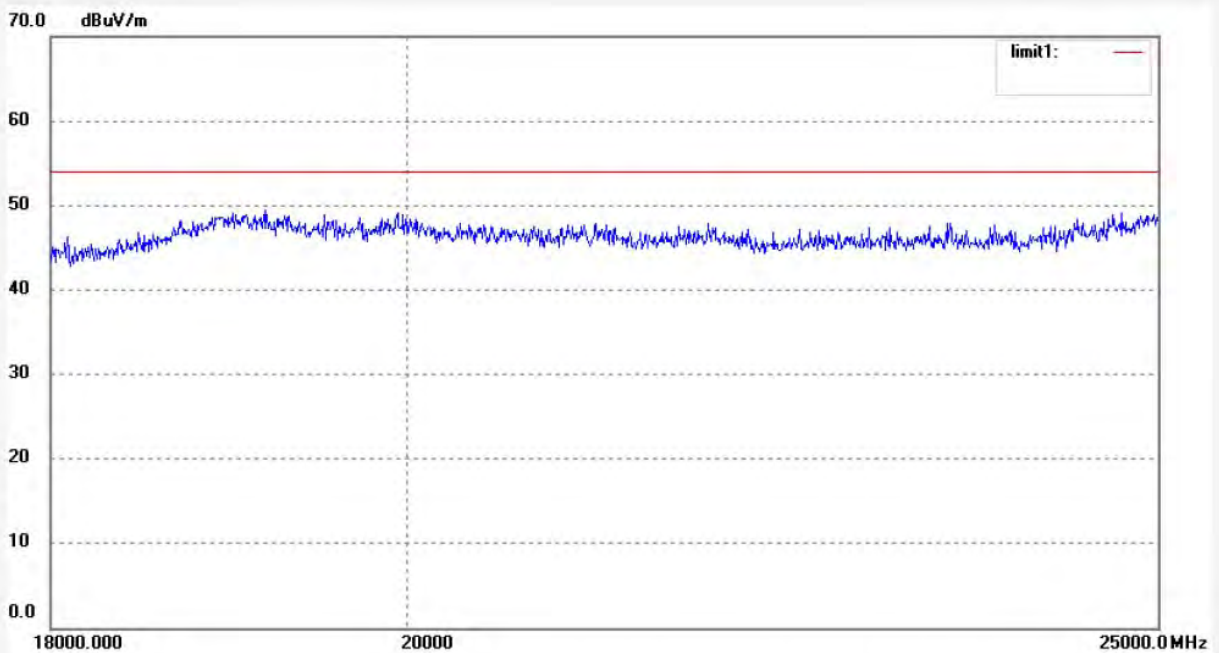
F1,Bldg,A,Changyuan New Material Port Keyuan Rd,
Science & Industry Park,Nanshan Shenzhen,P.R.China

Site: 966 chamber
Tel:+86-0755-26503290
Fax:+86-0755-26503396

Job No.: Kai #1856
Standard: FCC Class B 3M Radiated
Test item: Radiation Test
Temp.(C)/Hum.(%) 25 C / 50 %
EUT: Wimo
Mode: TX Channel 11 (802.11g)
Model: wimo wf
Manufacturer: Itacom Group

Polarization: Horizontal
Power Source: AC 120V/60Hz
Date: 12/01/12/
Time: 15:41:59
Engineer Signature: Kai
Distance: 3m

Note: Report No.:ATE20120041



No.	Freq. (MHz)	Reading (dBuV/m)	Factor (dB)	Result (dBuV/m)	Limit (dBuV/m)	Margin (dB)	Detector	Height (cm)	Degree (deg.)	Remark
-----	-------------	------------------	-------------	-----------------	----------------	-------------	----------	-------------	---------------	--------



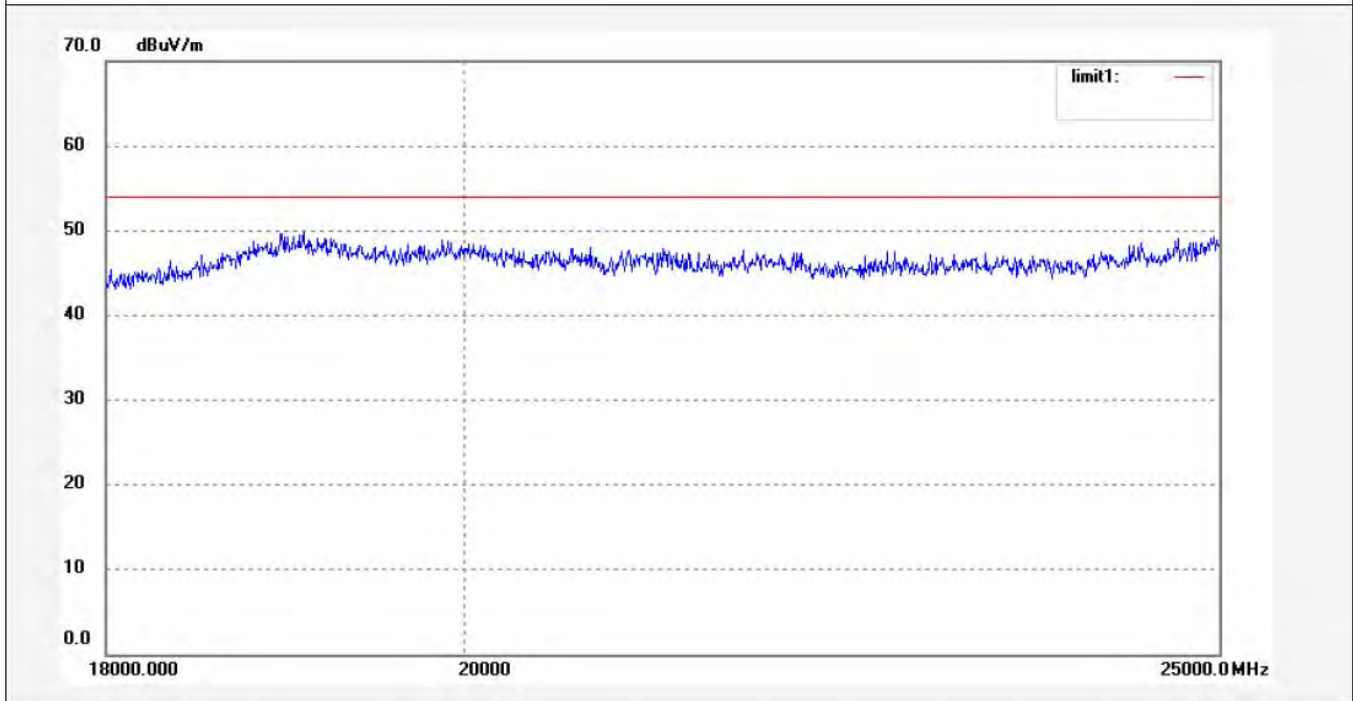
ACCURATE TECHNOLOGY CO., LTD.

F1,Bldg,A,Changyuan New Material Port Keyuan Rd,
Science & Industry Park,Nanshan Shenzhen,P.R.China

Site: 966 chamber
Tel:+86-0755-26503290
Fax:+86-0755-26503396

Job No.: Kai #1855	Polarization: Vertical
Standard: FCC Class B 3M Radiated	Power Source: AC 120V/60Hz
Test item: Radiation Test	Date: 12/01/12/
Temp.(C)/Hum.(%) 25 C / 50 %	Time: 15:38:24
EUT: Wimo	Engineer Signature: Kai
Mode: TX Channel 11 (802.11g)	Distance: 3m
Model: wimo wf	
Manufacturer: Itacom Group	

Note: Report No.:ATE20120041



No.	Freq. (MHz)	Reading (dBuV/m)	Factor (dB)	Result (dBuV/m)	Limit (dBuV/m)	Margin (dB)	Detector	Height (cm)	Degree (deg.)	Remark
-----	-------------	------------------	-------------	-----------------	----------------	-------------	----------	-------------	---------------	--------



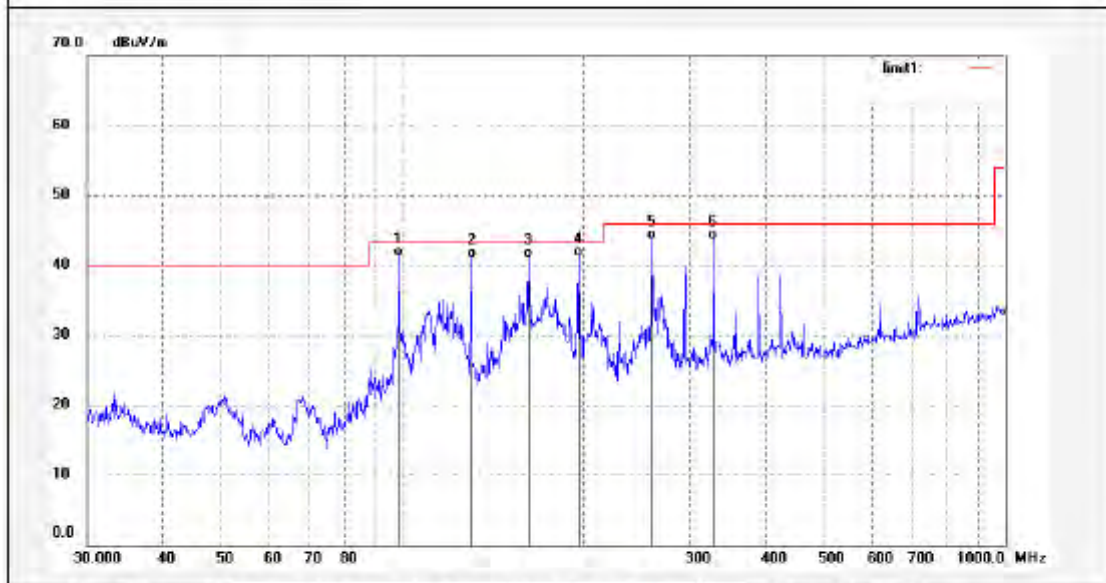
ACCURATE TECHNOLOGY CO., LTD.

F1,Bldg,A,Changyuan New Material Port Keyuan Rd,
Science & Industry Park,Nanshan Shenzhen,P.R.China

Site: 966 chamber
Tel:+86-0755-26503290
Fax:+86-0755-26503396

Job No.: Kai #1723	Polarization: Horizontal
Standard: FCC Class B 3M Radiated	Power Source: AC 120V/60Hz
Test item: Radiation Test	Date: 12/01/10/
Temp.(C)/Hum.(%) 24 C / 48 %	Time: 9/12/54
EUT: Wimo	Engineer Signature: Kai
Mode: TX Channel 6 (802.11g)	Distance: 3m
Model: wimo wf	
Manufacturer: Itacom Group	

Note: Report No.:ATE20120041



No.	Freq. (MHz)	Reading (dBuV/m)	Factor (dB)	Result (dBuV/m)	Limit (dBuV/m)	Margin (dB)	Detector	Height (cm)	Degree (deg.)	Remark
1	98.7215	27.23	14.01	41.24	43.50	-2.26	QP			
2	130.3048	26.19	14.89	41.08	43.50	-2.42	QP			
3	162.0197	26.41	14.62	41.03	43.50	-2.47	QP			
4	195.8701	25.20	16.02	41.22	43.50	-2.28	QP			
5	259.4433	25.14	18.52	43.66	46.00	-2.34	QP			
6	328.3088	24.01	19.69	43.70	46.00	-2.30	QP			



ACCURATE TECHNOLOGY CO., LTD.

F1,Bldg.A,Changyuan New Material Port Keyuan Rd,
Science & Industry Park,Nanshan Shenzhen,P.R.China

Site: 966 chamber

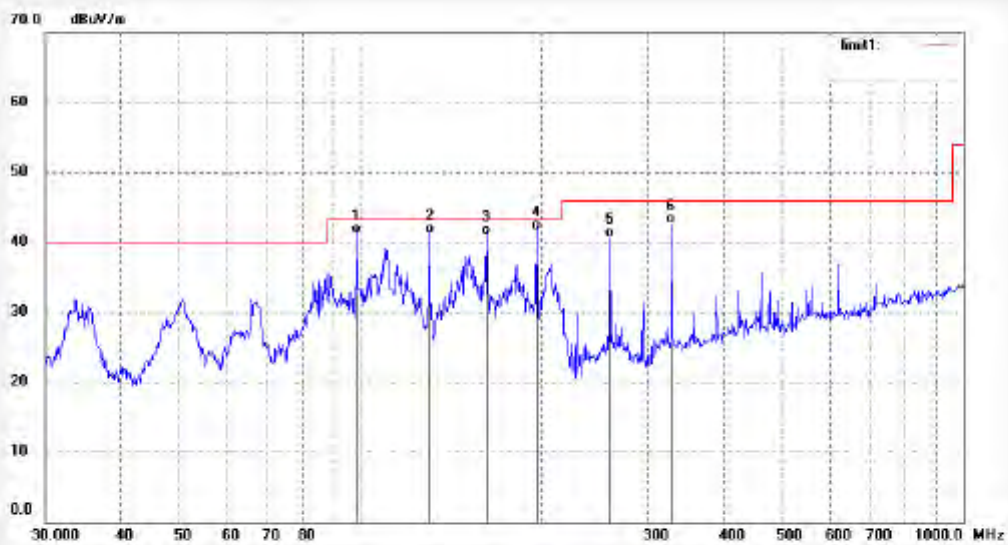
Tel:+86-0755-26503290

Fax:+86-0755-26503396

Job No.: Kai #1724
Standard: FCC Class B 3M Radiated
Test item: Radiation Test
Temp.(C)/Hum.(%) 24 C / 48 %
EUT: Wimo
Mode: TX Channel 8 (802.11g)
Model: wimo wf
Manufacturer: Italoorm Group

Polarization: Vertical
Power Source: AC 120V/60Hz
Date: 12/01/10/
Time: 9/13/33
Engineer Signature: Kai
Distance: 3m

Note: Report No.:ATE20120041



No.	Freq. (MHz)	Reading (dBuV/m)	Factor (dB)	Result (dBuV/m)	Limit (dBuV/m)	Margin (dB)	Detector	Height (cm)	Degree (deg.)	Remark
1	98.7215	27.28	13.94	41.22	43.50	-2.28	QP			
2	130.3048	26.32	14.89	41.21	43.50	-2.29	QP			
3	162.0197	26.45	14.62	41.07	43.50	-2.43	QP			
4	195.8701	25.59	16.14	41.73	43.50	-1.77	QP			
5	259.4433	22.17	18.52	40.69	48.00	-5.31	QP			
6	328.3068	22.87	19.89	42.56	48.00	-3.44	QP			

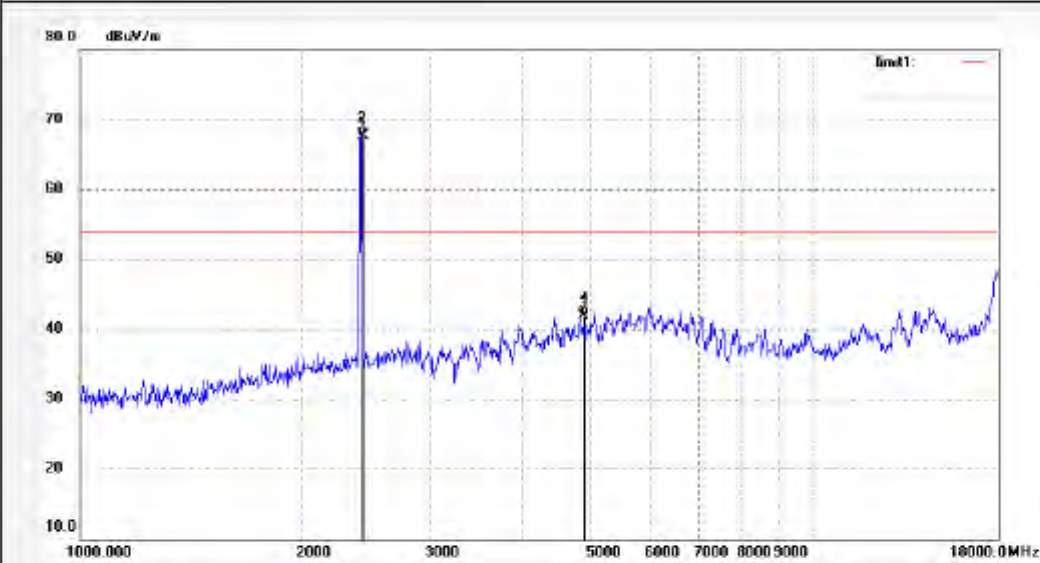


ACCURATE TECHNOLOGY CO., LTD.
 F1,Bldg,A,Changyuan New Material Port Keyuan Rd,
 Science & Industry Park,Nanshan Shenzhen,P.R.China

Site: 966 chamber
 Tel:+86-0755-26503290
 Fax:+86-0755-26503396

Job No.: Kai #1813	Polarization: Horizontal
Standard: FCC Class B 3M Radiated	Power Source: AC 120V/60Hz
Test item: Radiation Test	Date: 12/01/11/
Temp.(C)/Hum.(%) 24 C / 48 %	Time: 18:21:53
EUT: Wimo	Engineer Signature: Kai
Mode: TX Channel 6 (802.11g)	Distance: 3m
Model: wimo wf	
Manufacturer: Itacom Group	

Note: Report No.:ATE20120041



No.	Freq. (MHz)	Reading (dBuV/m)	Factor (dB)	Result (dBuV/m)	Limit (dBuV/m)	Margin (dB)	Detector	Height (cm)	Degree (deg.)	Remark
1	2437.000	81.23	-7.36	73.87	—	—	peak			
2	2437.000	75.06	-7.36	67.70	—	—	AVG			
3	4874.110	49.42	0.09	41.92	74.00	-24.49	peak			
4	4874.110	41.83	0.09	49.51	54.00	-12.08	AVG			



ACCURATE TECHNOLOGY CO., LTD.

F1,Bldg,A,Changyuan New Material Port Keyuan Rd,
Science & Industry Park,Nanshan Shenzhen,P.R.China

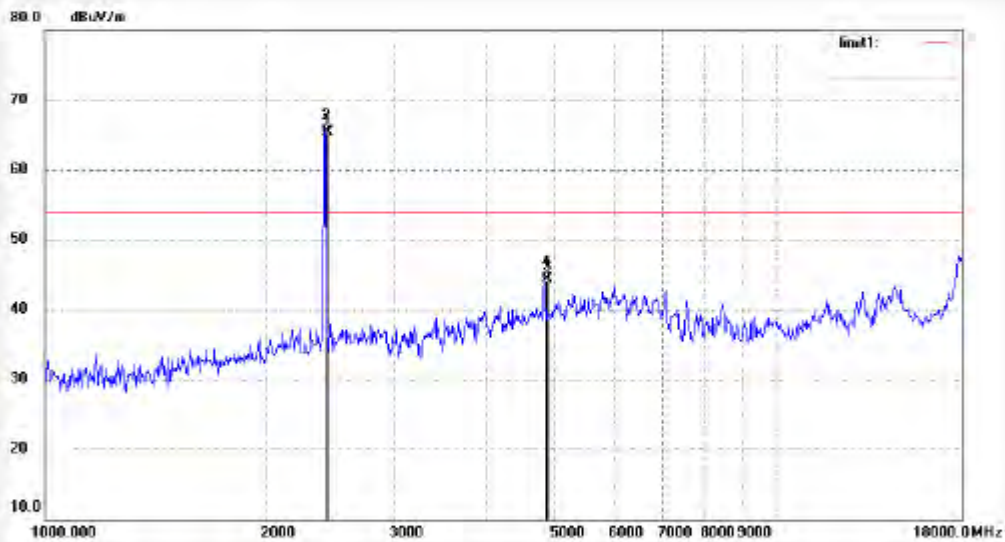
Site: 986 chamber

Tel:+86-0755-26503290

Fax:+86-0755-26503396

Job No.: Kai #1812	Polarization: Vertical
Standard: FCC Class B 3M Radiated	Power Source: AC 120V/60Hz
Test item: Radiation Test	Date: 12/01/11/
Temp.(C)/Hum.(%) 24 C / 48 %	Time: 18:20:45
EUT: Wimo	Engineer Signature: Kai
Mode: TX Channel 6 (802.11g)	Distance: 3m
Model: wimo wf	
Manufacturer: Itacom Group	

Note: Report No.:ATE20120041



No.	Freq. (MHz)	Reading (dBuV/m)	Factor (dB)	Result (dBuV/m)	Limit (dBuV/m)	Margin (dB)	Detector	Height (cm)	Degree (deg.)	Remark
1	2437.000	72.82	-7.36	65.46	—	—	peak			
2	2437.000	72.82	-7.36	65.28	—	—	AVG			
3	4874.110	44.31	0.09	44.40	74.00	-29.60	peak			
4	4874.110	44.17	0.09	44.28	54.00	-9.74	AVG			



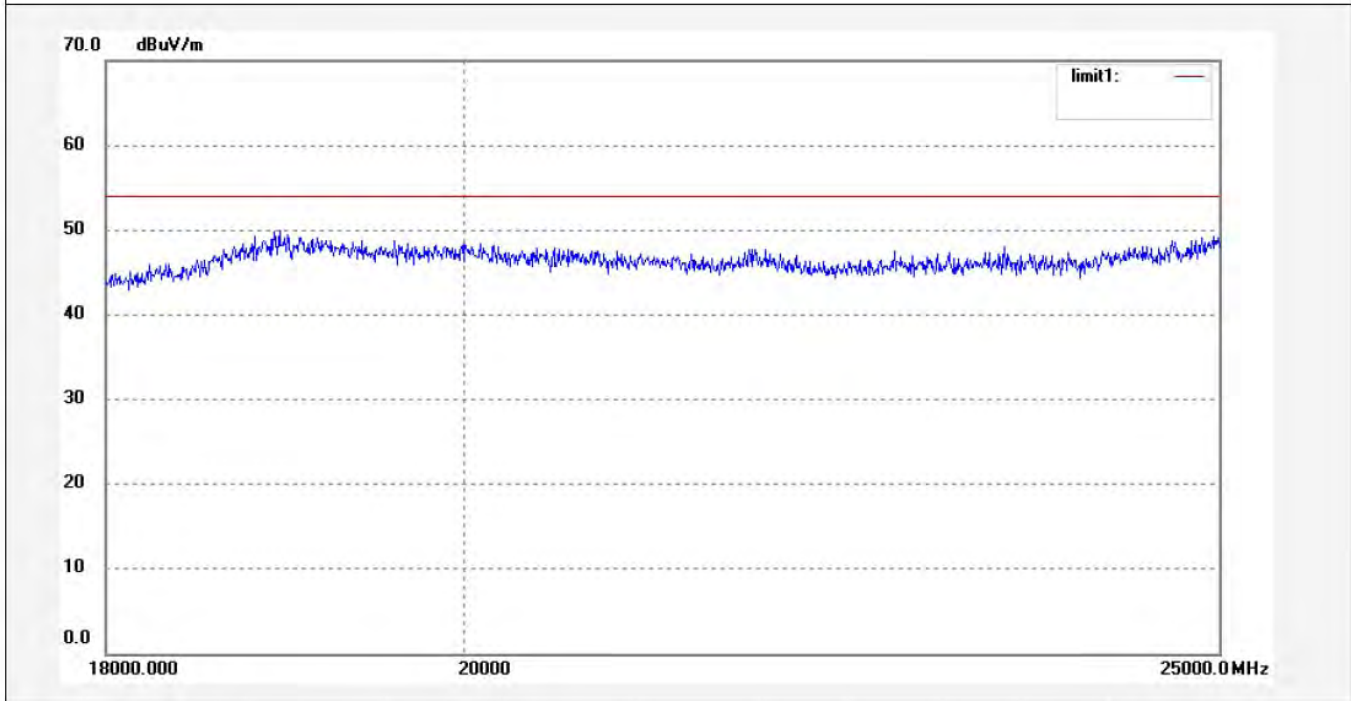
ACCURATE TECHNOLOGY CO., LTD.

F1,Bldg,A,Changyuan New Material Port Keyuan Rd,
Science & Industry Park,Nanshan Shenzhen,P.R.China

Site: 966 chamber
Tel:+86-0755-26503290
Fax:+86-0755-26503396

Job No.: Kai #1853	Polarization: Horizontal
Standard: FCC Class B 3M Radiated	Power Source: AC 120V/60Hz
Test item: Radiation Test	Date: 12/01/12/
Temp.(C)/Hum.(%) 25 C / 50 %	Time: 15:30:38
EUT: Wimo	Engineer Signature: Kai
Mode: TX Channel 6 (802.11g)	Distance: 3m
Model: wimo wf	
Manufacturer: Itacom Group	

Note: Report No.:ATE20120041



No.	Freq. (MHz)	Reading (dBuV/m)	Factor (dB)	Result (dBuV/m)	Limit (dBuV/m)	Margin (dB)	Detector	Height (cm)	Degree (deg.)	Remark
-----	-------------	------------------	-------------	-----------------	----------------	-------------	----------	-------------	---------------	--------



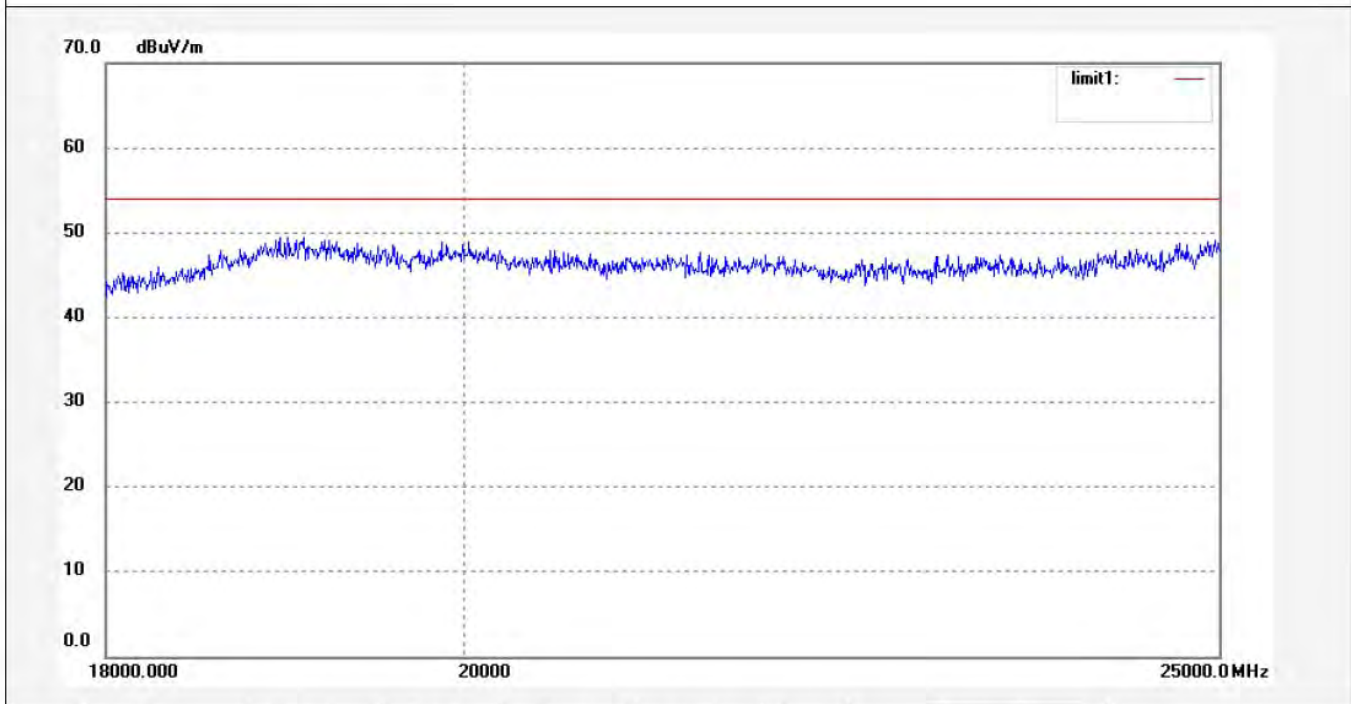
ACCURATE TECHNOLOGY CO., LTD.

F1,Bldg,A,Changyuan New Material Port Keyuan Rd,
Science & Industry Park,Nanshan Shenzhen,P.R.China

Site: 966 chamber
Tel:+86-0755-26503290
Fax:+86-0755-26503396

Job No.: Kai #1854	Polarization: Vertical
Standard: FCC Class B 3M Radiated	Power Source: AC 120V/60Hz
Test item: Radiation Test	Date: 12/01/12/
Temp.(C)/Hum.(%) 25 C / 50 %	Time: 15:34:11
EUT: Wimo	Engineer Signature: Kai
Mode: TX Channel 6 (802.11g)	Distance: 3m
Model: wimo wf	
Manufacturer: Itacom Group	

Note: Report No.:ATE20120041



No.	Freq. (MHz)	Reading (dBuV/m)	Factor (dB)	Result (dBuV/m)	Limit (dBuV/m)	Margin (dB)	Detector	Height (cm)	Degree (deg.)	Remark
-----	-------------	------------------	-------------	-----------------	----------------	-------------	----------	-------------	---------------	--------



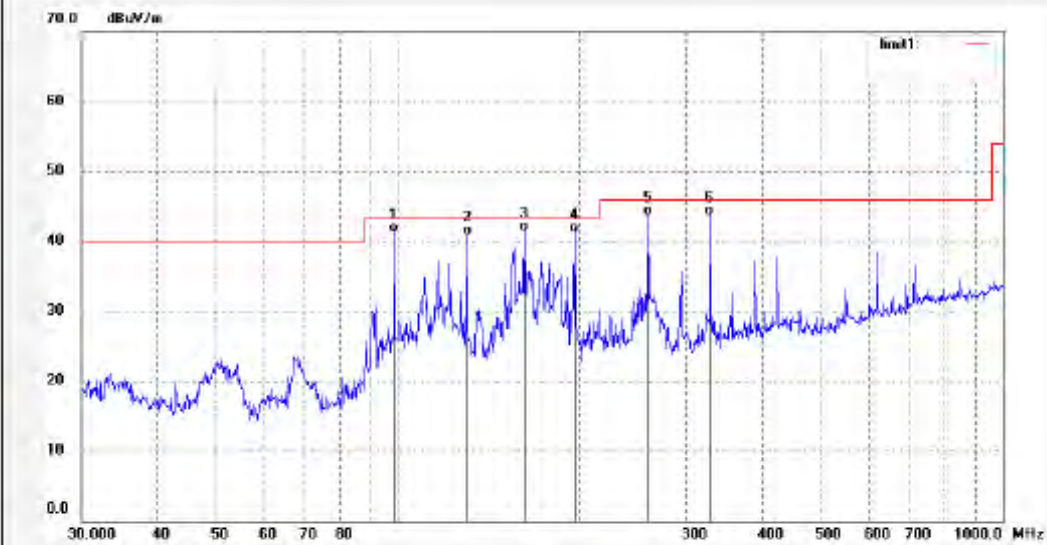
ACCURATE TECHNOLOGY CO., LTD.

F1,Bldg.A,Changyuan New Material Port Keyuan Rd,
Science & Industry Park,Nanshan Shenzhen,P.R.China

Site: 986 chamber
Tel:+86-0755-26503290
Fax:+86-0755-26503396

Job No.: Kai #1722	Polarization: Horizontal
Standard: FCC Class B 3M Radiated	Power Source: AC 120V/60Hz
Test item: Radiation Test	Date: 12/01/10/
Temp.(C)/Hum.(%) 24 C / 48 %	Time: 9/12/28
EUT: Wimo	Engineer Signature: Kai
Mode: TX Channel 11 (802.11g)	Distance: 3m
Model: wimo wf	
Manufacturer: Itacom Group	

Note: Report No.:ATE20120041



No.	Freq. (MHz)	Reading (dBuV/m)	Factor (dB)	Result (dBuV/m)	Limit (dBuV/m)	Margin (dB)	Detector	Height (cm)	Degree (deg.)	Remark
1	98.7215	27.20	14.01	41.21	43.50	-2.29	QP			
2	130.3048	26.04	14.89	40.93	43.50	-2.57	QP			
3	162.0197	26.73	14.62	41.35	43.50	-2.15	QP			
4	195.8701	25.23	16.02	41.25	43.50	-2.25	QP			
5	259.4433	25.13	18.52	43.65	46.00	-2.35	QP			
6	328.3068	24.04	19.69	43.73	46.00	-2.27	QP			

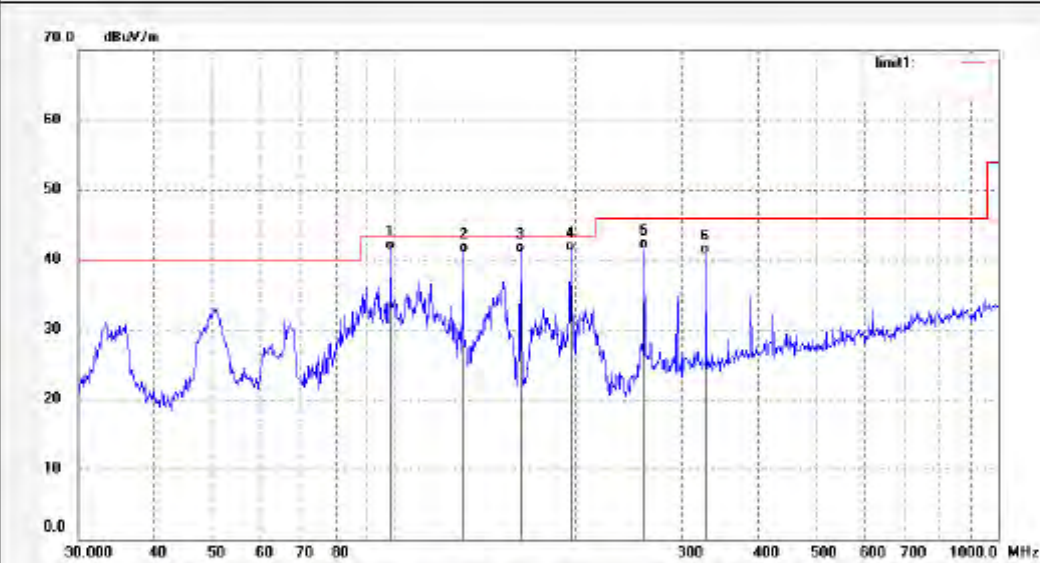


ACCURATE TECHNOLOGY CO., LTD.
 F1,Bldg,A,Changyuan New Material Port Keyuan Rd,
 Science & Industry Park,Nanshan Shenzhen,P.R.China

Site: 966 chamber
 Tel:+86-0755-26503290
 Fax:+86-0755-26503398

Job No.: Kai #1721	Polarization: Vertical
Standard: FCC Class B 3M Radiated	Power Source: AC 120V/60Hz
Test item: Radiation Test	Date: 12/01/10/
Temp.(C)/Hum.(%) 24 C / 48 %	Time: 9/11/32
EUT: Wimo	Engineer Signature: Kai
Mode: TX Channel 11 (802.11g)	Distance: 3m
Model: wimo wf	
Manufacturer: Itacom Group	

Note: Report No.:ATE20120041



No.	Freq. (MHz)	Reading (dBuV/m)	Factor (dB)	Result (dBuV/m)	Limit (dBuV/m)	Margin (dB)	Detector	Height (cm)	Degree (deg.)	Remark
1	98.7215	27.51	13.94	41.45	43.50	-2.05	QP			
2	130.3048	26.23	14.89	41.12	43.50	-2.38	QP			
3	162.0197	26.45	14.62	41.07	43.50	-2.43	QP			
4	195.8701	25.14	16.14	41.28	43.50	-2.22	QP			
5	259.4433	23.07	18.52	41.59	46.00	-4.41	QP			
6	328.3068	21.10	19.69	40.79	46.00	-5.21	QP			



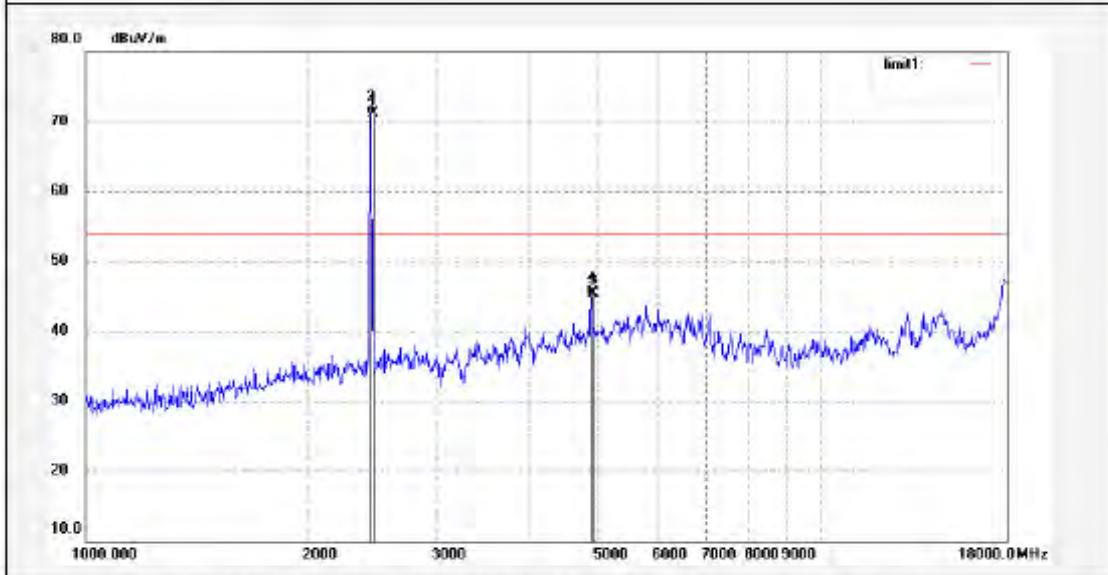
ACCURATE TECHNOLOGY CO., LTD.

F1,Bldg,A,Changyuan New Material Port Keyuan Rd,
Science & Industry Park,Nanshan Shenzhen,P.R.China

Site: 968 chamber
Tel:+86-0755-26503290
Fax:+86-0755-26503396

Job No.: Kai #1810	Polarization: Horizontal
Standard: FCC Class B 3M Radiated	Power Source: AC 120V/60Hz
Test item: Radiation Test	Date: 12/01/11/
Temp.(C)/Hum.(%) 24 C / 48 %	Time: 18:18:02
EUT: Wimo	Engineer Signature: Kai
Mode: TX Channel 11 (802.11g)	Distance: 3m
Model: wimo wf	
Manufacturer: Itacom Group	

Note: Report No.:ATE20120041



No.	Freq. (MHz)	Reading (dBuV/m)	Factor (dB)	Result (dBuV/m)	Limit (dBuV/m)	Margin (dB)	Detector	Height (cm)	Degree (deg.)	Remark
1	2462.000	78.60	-7.35	71.25	--	--	peak			
2	2462.000	78.42	-7.35	71.07	--	--	AVG			
3	4924.105	45.05	0.34	45.39	74.00	-28.61	peak			
4	4924.105	44.83	0.34	45.17	54.00	-8.83	AVG			



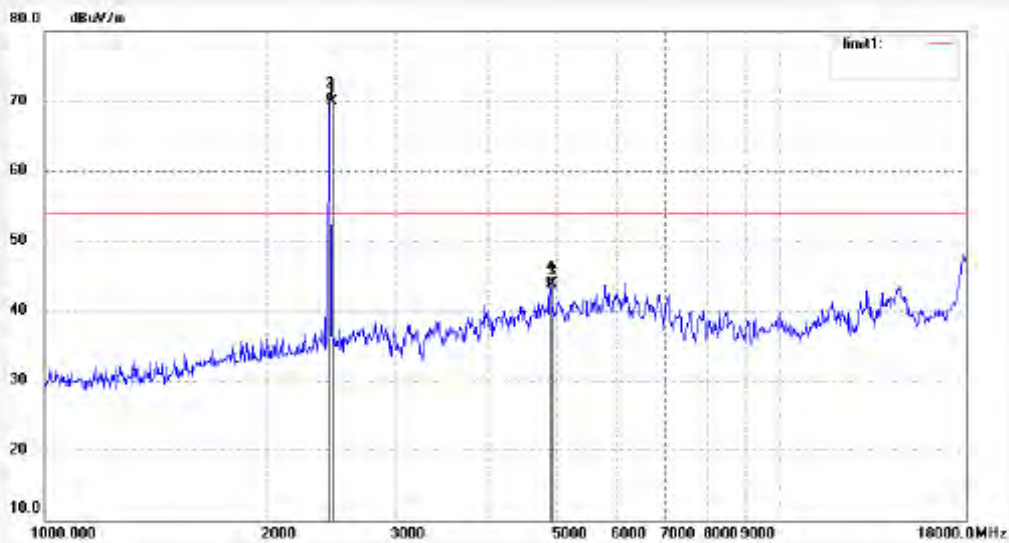
ACCURATE TECHNOLOGY CO., LTD.

F1,Bldg.A,Changyuan New Material Port Keyuan Rd,
Science & Industry Park,Nanshan Shenzhen,P.R.China

Site: 966 chamber
Tel:+86-0755-26503290
Fax:+86-0755-26503396

Job No.: Kai #1811	Polarization: Vertical
Standard: FCC Class B 3M Radiated	Power Source: AC 120V/60Hz
Test item: Radiation Test	Date: 12/01/11/
Temp.(C)/Hum.(%) 24 C / 48 %	Time: 18:19:00
EUT: Wimo	Engineer Signature: Kai
Mode: TX Channel 11 (802.11g)	Distance: 3m
Model: wimo wf	
Manufacturer: Itacom Group	

Note: Report No.:ATE20120041



No.	Freq. (MHz)	Reading (dBuV/m)	Factor (dB)	Result (dBuV/m)	Limit (dBuV/m)	Margin (dB)	Detector	Height (cm)	Degree (deg.)	Remark
1	2462.000	77.33	-7.35	69.98	-	-	peak			
2	2462.000	77.21	-7.35	69.86	-	-	AVG			
3	4924.105	43.47	0.34	43.81	74.00	-30.19	peak			
4	4924.105	43.29	0.34	43.63	54.00	-10.37	AVG			



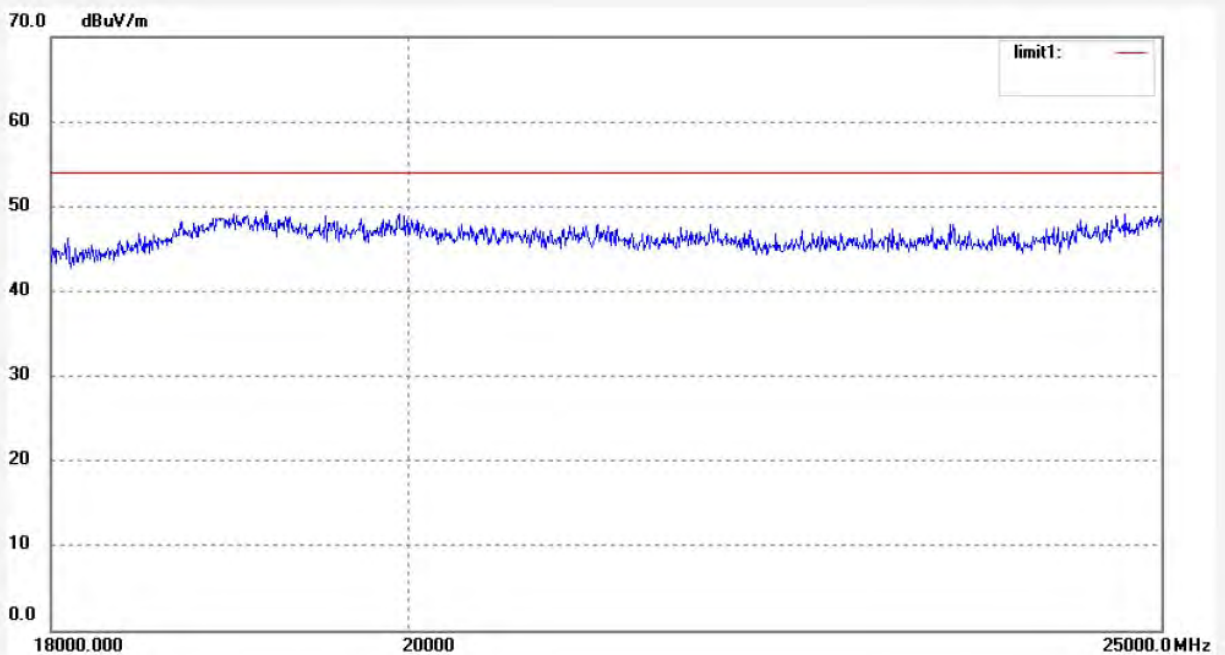
ACCURATE TECHNOLOGY CO., LTD.

F1,Bldg,A,Changyuan New Material Port Keyuan Rd,
Science & Industry Park,Nanshan Shenzhen,P.R.China

Site: 966 chamber
Tel:+86-0755-26503290
Fax:+86-0755-26503396

Job No.: Kai #1856	Polarization: Horizontal
Standard: FCC Class B 3M Radiated	Power Source: AC 120V/60Hz
Test item: Radiation Test	Date: 12/01/12/
Temp.(C)/Hum.(%) 25 C / 50 %	Time: 15:41:59
EUT: Wimo	Engineer Signature: Kai
Mode: TX Channel 11 (802.11g)	Distance: 3m
Model: wimo wf	
Manufacturer: Itacom Group	

Note: Report No.:ATE20120041



No.	Freq. (MHz)	Reading (dBuV/m)	Factor (dB)	Result (dBuV/m)	Limit (dBuV/m)	Margin (dB)	Detector	Height (cm)	Degree (deg.)	Remark
-----	-------------	------------------	-------------	-----------------	----------------	-------------	----------	-------------	---------------	--------



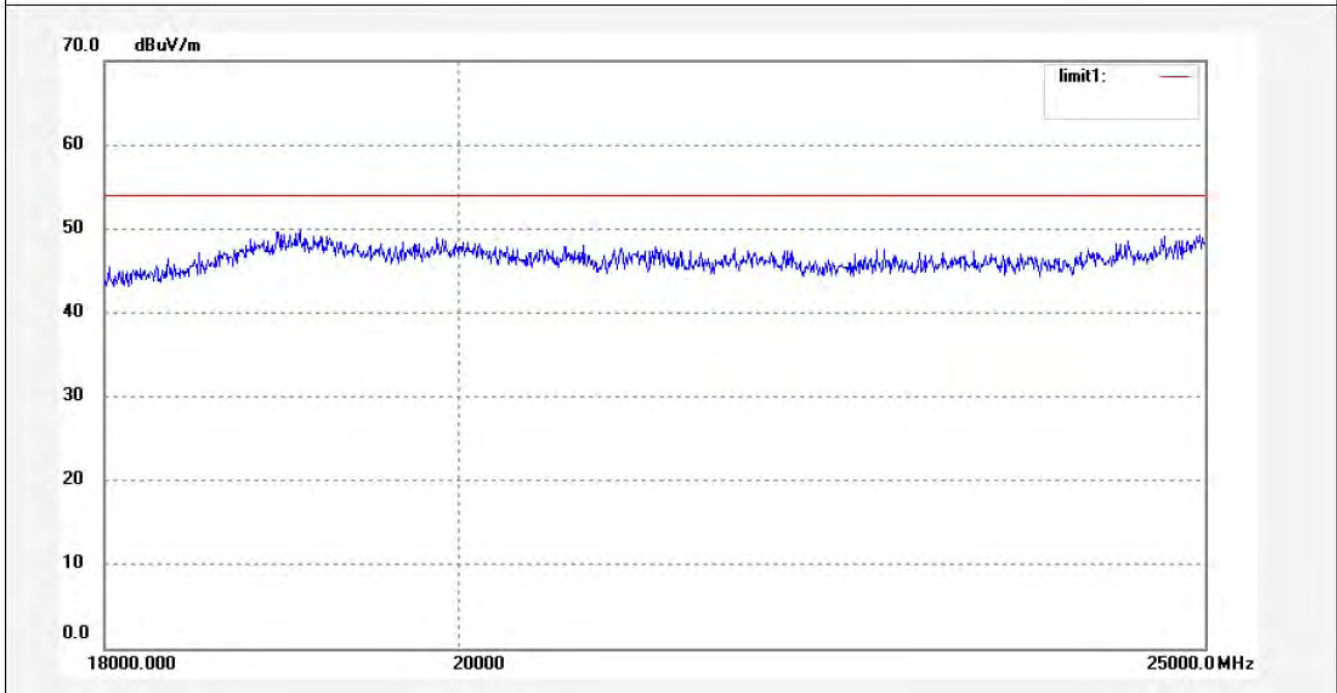
ACCURATE TECHNOLOGY CO., LTD.

F1,Bldg,A,Changyuan New Material Port Keyuan Rd,
Science & Industry Park,Nanshan Shenzhen,P.R.China

Site: 966 chamber
Tel:+86-0755-26503290
Fax:+86-0755-26503396

Job No.: Kai #1855	Polarization: Vertical
Standard: FCC Class B 3M Radiated	Power Source: AC 120V/60Hz
Test item: Radiation Test	Date: 12/01/12/
Temp.(C)/Hum.(%) 25 C / 50 %	Time: 15:38:24
EUT: Wimo	Engineer Signature: Kai
Mode: TX Channel 11 (802.11g)	Distance: 3m
Model: wimo wf	
Manufacturer: Itacom Group	

Note: Report No.:ATE20120041



No.	Freq. (MHz)	Reading (dBuV/m)	Factor (dB)	Result (dBuV/m)	Limit (dBuV/m)	Margin (dB)	Detector	Height (cm)	Degree (deg.)	Remark
-----	-------------	------------------	-------------	-----------------	----------------	-------------	----------	-------------	---------------	--------



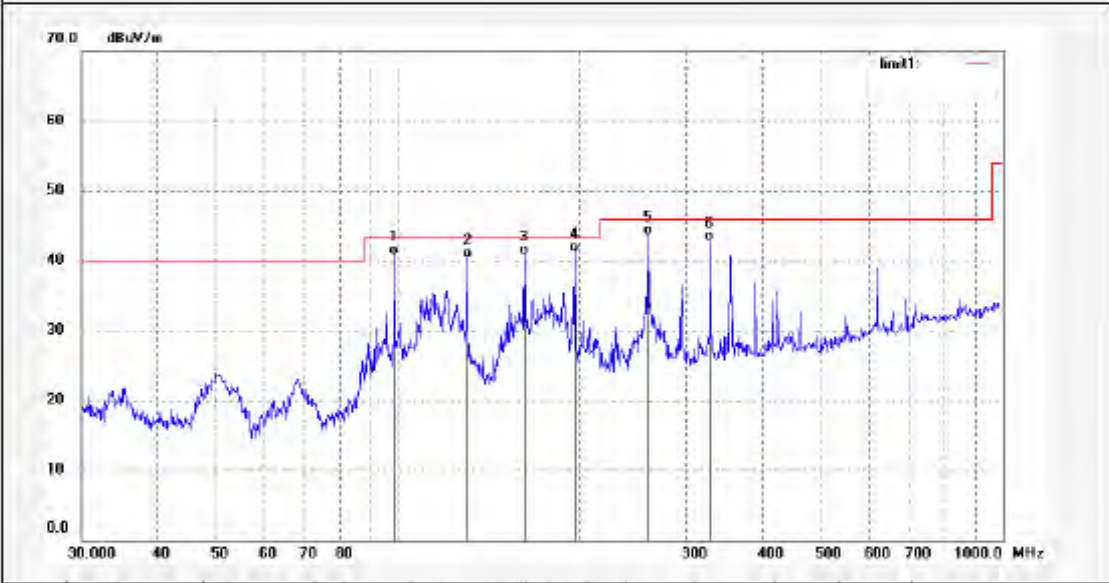
ACCURATE TECHNOLOGY CO., LTD.

F1,Bldg.A,Changyuan New Material Port Keyuan Rd,
Science & Industry Park,Nanshan Shenzhen,P.R.China

Site: 968 chamber
Tel:+86-0755-26503290
Fax:+86-0755-26503396

Job No.: Kai #1727	Polarization: Horizontal
Standard: FCC Class B 3M Radiated	Power Source: AC 120V/60Hz
Test item: Radiation Test	Date: 12/01/10/
Temp.(C)/Hum.(%) 24 C / 48 %	Time: 9/16/00
EUT: Wimo	Engineer Signature: Kai
Mode: TX Channel 1 (802.11n)	Distance: 3m
Model: wimo wf	
Manufacturer: Italtcom Group	

Note: Report No.:ATE20120041



No.	Freq. (MHz)	Reading (dBuV/m)	Factor (dB)	Result (dBuV/m)	Limit (dBuV/m)	Margin (dB)	Detector	Height (cm)	Degree (deg.)	Remark
1	98.7215	28.88	14.01	40.89	43.50	-2.61	QP			
2	130.3048	25.47	14.89	40.36	43.50	-3.14	QP			
3	162.0197	26.26	14.62	40.88	43.50	-2.62	QP			
4	195.8701	25.16	16.02	41.18	43.50	-2.32	QP			
5	259.4433	25.06	18.52	43.58	46.00	-2.42	QP			
6	328.3068	23.08	19.69	42.77	46.00	-3.23	QP			



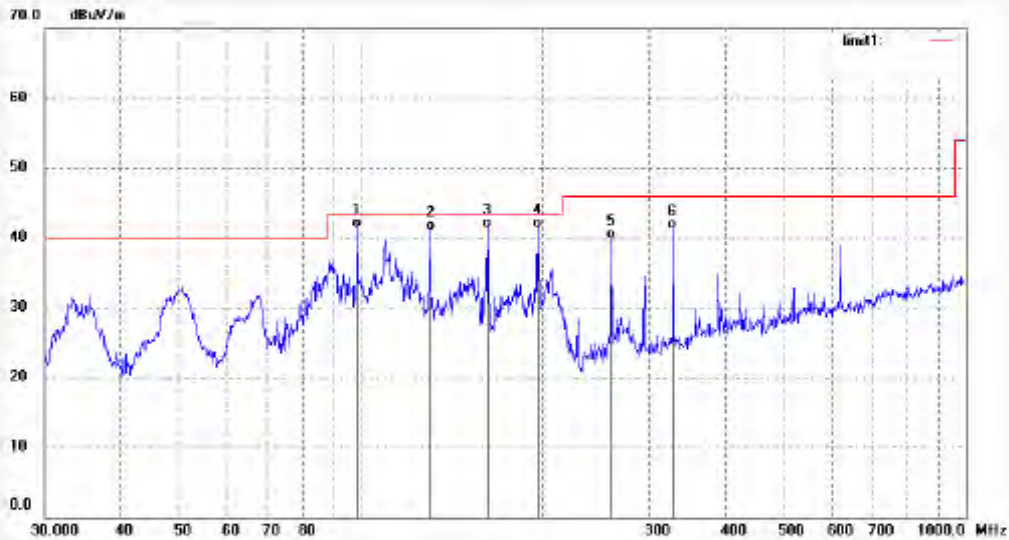
ACCURATE TECHNOLOGY CO., LTD.

F1,Bldg,A,Changyuan New Material Port Keyuan Rd,
Science & Industry Park,Nanshan Shenzhen,P.R.China

Site: 966 chamber
Tel:+86-0755-26503290
Fax:+86-0755-26503396

Job No.: Kai #1728	Polarization: Vertical
Standard: FCC Class B 3M Radiated	Power Source: AC 120V/60Hz
Test item: Radiation Test	Date: 12/01/10/
Temp.(C)/Hum.(%) 24 C / 48 %	Time: 9/18/44
EUT: Wimo	Engineer Signature: Kai
Mode: TX Channel 1 (802.11n)	Distance: 3m
Model: wimo wf	
Manufacturer: Itacom Group	

Note: Report No.:ATE20120041



No.	Freq. (MHz)	Reading (dBuV/m)	Factor (dB)	Result (dBuV/m)	Limit (dBuV/m)	Margin (dB)	Detector	Height (cm)	Degree (deg.)	Remark
1	98.7215	27.51	13.94	41.45	43.50	-2.05	QP			
2	130.3048	26.21	14.89	41.10	43.50	-2.40	QP			
3	162.0197	26.72	14.62	41.34	43.50	-2.16	QP			
4	195.8701	25.27	16.14	41.41	43.50	-2.09	QP			
5	259.4433	21.29	18.52	39.81	46.00	-6.19	QP			
6	328.3068	21.57	19.69	41.26	46.00	-4.74	QP			



ACCURATE TECHNOLOGY CO., LTD.

F1,Bldg,A,Changyuan New Material Port Keyuan Rd,
Science & Industry Park,Nanshan Shenzhen,P.R.China

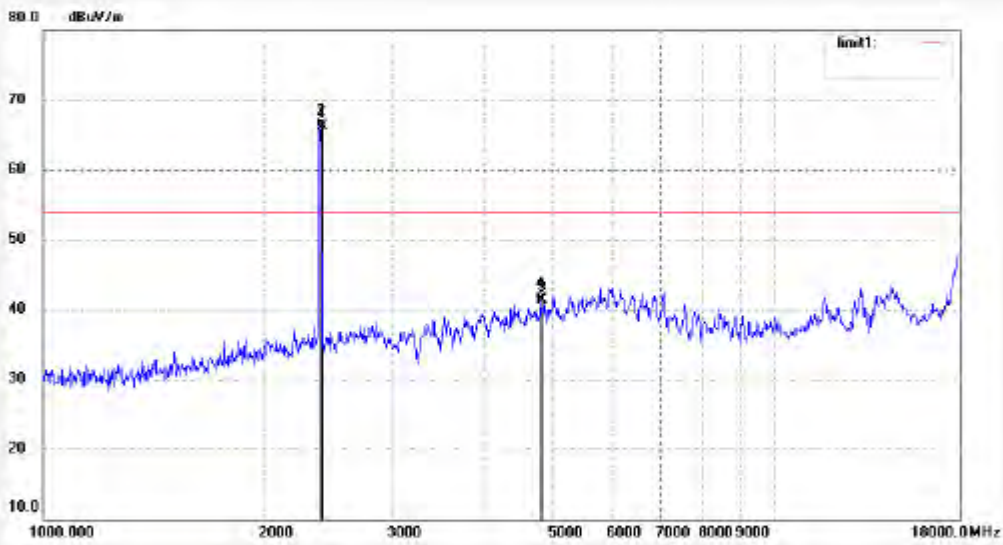
Site: 966 chamber

Tel:+86-0755-26503290

Fax:+86-0755-26503396

Job No.: Kai #1817	Polarization: Horizontal
Standard: FCC Class B 3M Radiated	Power Source: AC 120V/60Hz
Test item: Radiation Test	Date: 12/01/11/
Temp.(C)/Hum.(%) 24 C / 48 %	Time: 18:26:12
EUT: Wimo	Engineer Signature: Kai
Mode: TX Channel 1 (802.11n)	Distance: 3m
Model: wimo wf	
Manufacturer: Itacom Group	

Note: Report No.:ATE20120041



No.	Freq. (MHz)	Reading (dBuV/m)	Factor (dB)	Result (dBuV/m)	Limit (dBuV/m)	Margin (dB)	Detector	Height (cm)	Degree (deg.)	Remark
1	2412.000	73.63	-7.43	66.20	--	--	peak			
2	2412.000	73.34	-7.43	65.91	--	--	AVG			
3	4824.101	41.64	-0.19	41.45	74.00	-32.55	peak			
4	4824.101	41.40	-0.19	41.21	54.00	-12.79	AVG			



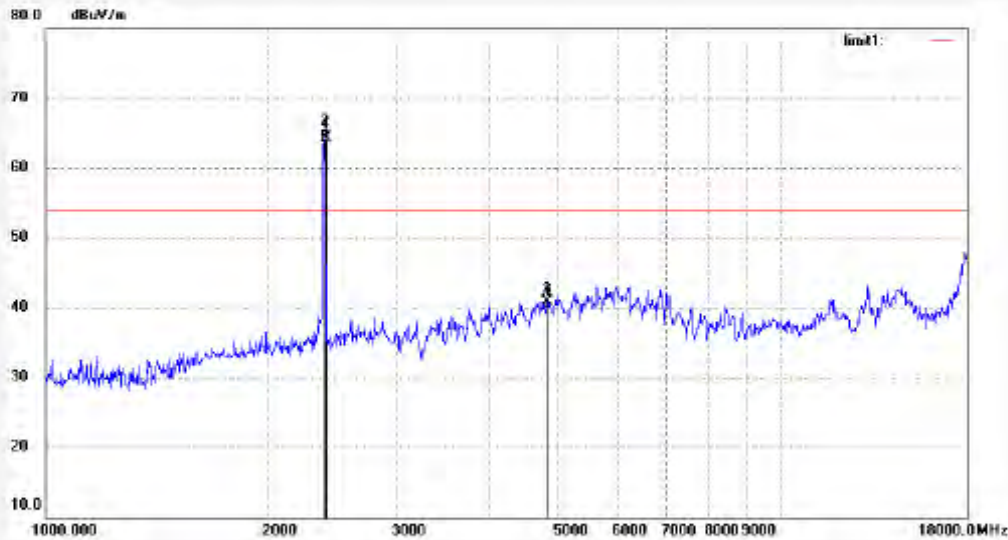
ACCURATE TECHNOLOGY CO., LTD.

F1,Bldg.A,Changyuan New Material Fort Keyuan Rd,
Science & Industry Park,Nanshan Shenzhen,P.R.China

Site: 986 chamber
Tel:+86-0755-26503290
Fax:+86-0755-26503396

Job No.: Kai #1818	Polarization: Vertical
Standard: FCC Class B 3M Radiated	Power Source: AC 120V/60Hz
Test item: Radiation Test	Date: 12/01/11/
Temp.(C)/Hum.(%) 24 C / 48 %	Time: 18:25:17
EUT: Wimo	Engineer Signature: Kai
Mode: TX Channel 1 (802.11n)	Distance: 3m
Model: wimo wf	
Manufacturer: Italtcom Group	

Note: Report No.:ATE20120041



No.	Freq. (MHz)	Reading (dBuV/m)	Factor (dB)	Result (dBuV/m)	Limit (dBuV/m)	Margin (dB)	Detector	Height (cm)	Degree (deg.)	Remark
1	2412.000	71.73	-7.43	84.30	--	--	peak			
2	2412.000	71.52	-7.43	84.09	--	--	AVG			
3	4824.101	41.01	-0.19	40.82	74.00	-33.18	peak			
4	4824.101	40.00	-0.19	39.81	54.00	-14.19	AVG			



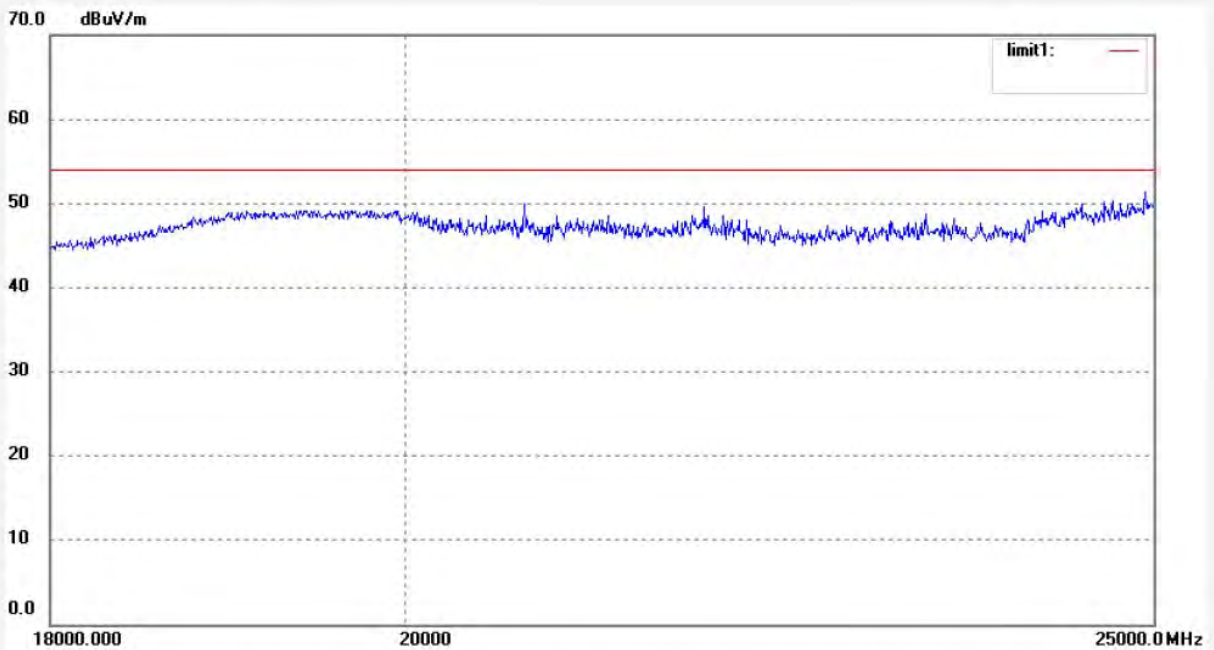
ACCURATE TECHNOLOGY CO., LTD.

F1,Bldg,A,Changyuan New Material Port Keyuan Rd,
Science & Industry Park,Nanshan Shenzhen,P.R.China

Site: 966 chamber
Tel:+86-0755-26503290
Fax:+86-0755-26503396

Job No.: Kai #1858	Polarization: Horizontal
Standard: FCC Class B 3M Radiated	Power Source: AC 120V/60Hz
Test item: Radiation Test	Date: 12/01/12/
Temp.(C)/Hum.(%) 24 C / 48 %	Time: 15:47:15
EUT: Wimo	Engineer Signature: Kai
Mode: TX Channel 11 (802.11n)	Distance:
Model: wimo wf	
Manufacturer: Itacom Group	

Note: Report No.:ATE20120041



No.	Freq. (MHz)	Reading (dBuV/m)	Factor (dB)	Result (dBuV/m)	Limit (dBuV/m)	Margin (dB)	Detector	Height (cm)	Degree (deg.)	Remark
-----	-------------	------------------	-------------	-----------------	----------------	-------------	----------	-------------	---------------	--------



ACCURATE TECHNOLOGY CO., LTD.

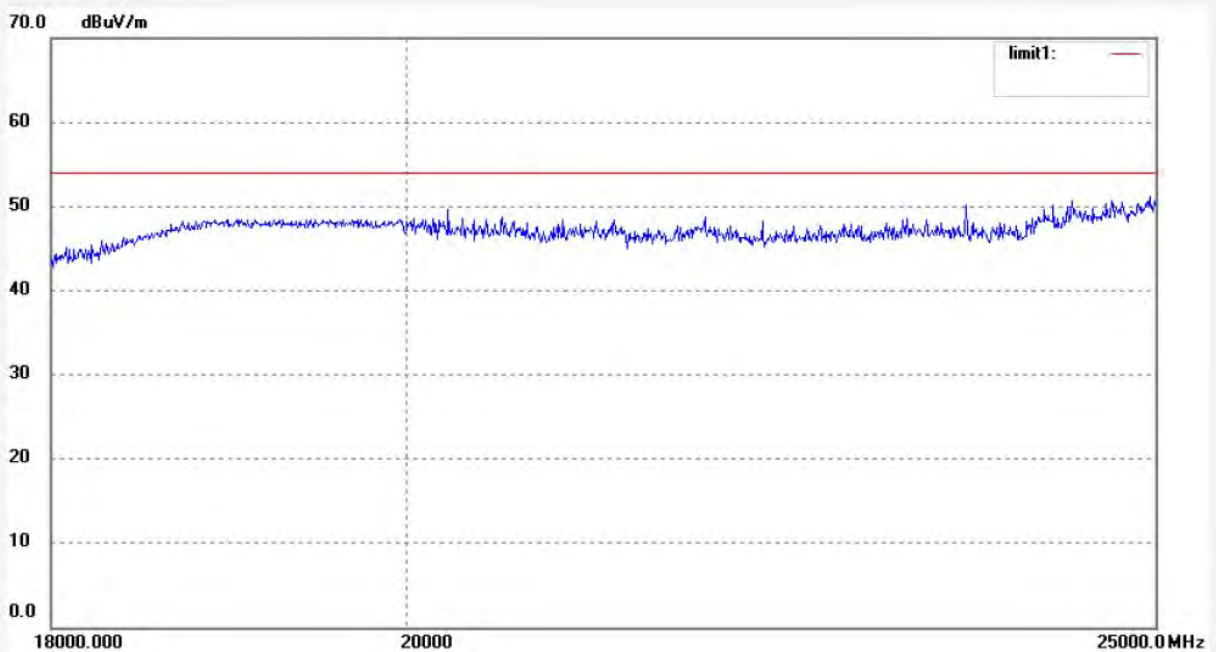
F1,Bldg,A,Changyuan New Material Port Keyuan Rd,
Science & Industry Park,Nanshan Shenzhen,P.R.China

Site: 966 chamber
Tel:+86-0755-26503290
Fax:+86-0755-26503396

Job No.: Kai #1859
Standard: FCC Class B 3M Radiated
Test item: Radiation Test
Temp.(C)/Hum.(%) 24 C / 48 %
EUT: Wimo
Mode: TX Channel 11 (802.11n)
Model: wimo wf
Manufacturer: Itacom Group

Polarization: Vertical
Power Source: AC 120V/60Hz
Date: 12/01/12/
Time: 15:49:05
Engineer Signature: Kai
Distance:

Note: Report No.:ATE20120041



No.	Freq. (MHz)	Reading (dBuV/m)	Factor (dB)	Result (dBuV/m)	Limit (dBuV/m)	Margin (dB)	Detector	Height (cm)	Degree (deg.)	Remark
-----	-------------	------------------	-------------	-----------------	----------------	-------------	----------	-------------	---------------	--------



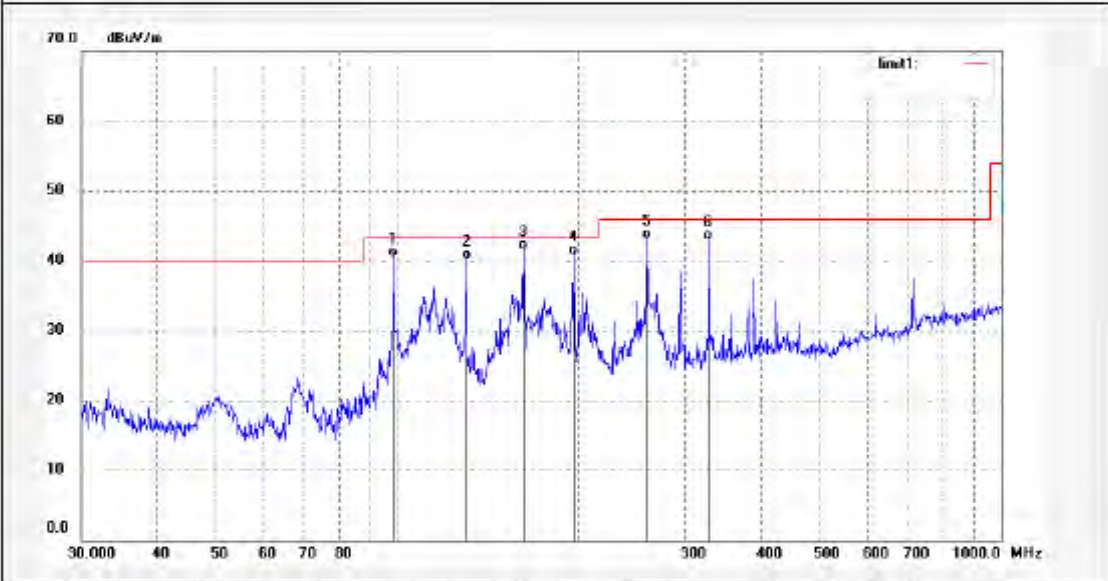
ACCURATE TECHNOLOGY CO., LTD.

F1,Bldg,A,Changyuan New Material Port Keyuan Rd,
Science & Industry Park,Nanshan Shenzhen,P.R.China

Site: 986 chamber
Tel:+86-0755-28503290
Fax:+86-0755-28503396

Job No.: Kai #1730	Polarization: Horizontal
Standard: FCC Class B 3M Radiated	Power Source: AC 120V/60Hz
Test item: Radiation Test	Date: 12/01/10/
Temp.(C)/Hum.(%) 24 C / 48 %	Time: 9/19/02
EUT: Wimo	Engineer Signature: Kai
Mode: TX Channel 6 (802.11n)	Distance: 3m
Model: wimo wf	
Manufacturer: Italtcom Group	

Note: Report No.:ATE20120041



No.	Freq. (MHz)	Reading (dBuV/m)	Factor (dB)	Result (dBuV/m)	Limit (dBuV/m)	Margin (dB)	Detector	Height (cm)	Degree (deg.)	Remark
1	98.7215	26.58	14.01	40.59	43.50	-2.91	QP			
2	130.3048	25.22	14.89	40.11	43.50	-3.39	QP			
3	162.0197	26.86	14.62	41.48	43.50	-2.02	QP			
4	195.8701	24.77	16.02	40.79	43.50	-2.71	QP			
5	259.4433	24.80	18.52	43.12	46.00	-2.88	QP			
6	328.3068	23.27	19.69	42.96	46.00	-3.04	QP			



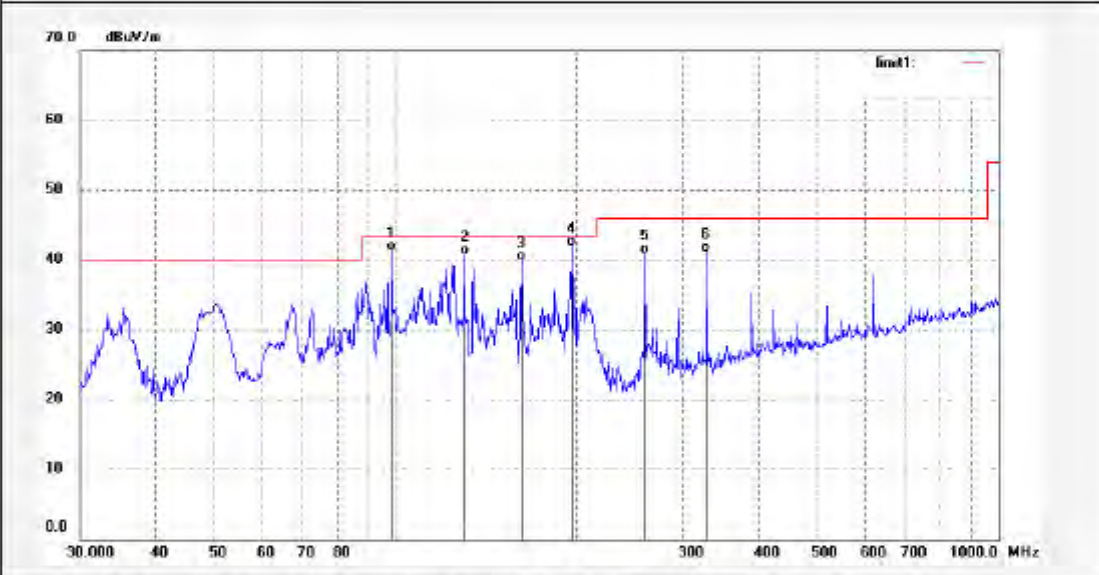
ACCURATE TECHNOLOGY CO., LTD.

F1,Bldg.A,Changyuan New Material Port Keyuan Rd,
Science & Industry Park,Nanshan Shenzhen,P.R.China

Site: 988 chamber
Tel:+86-0755-26503290
Fax:+86-0755-26503398

Job No.: Kai #1729	Polarization: Vertical
Standard: FCC Class B 3M Radiated	Power Source: AC 120V/60Hz
Test item: Radiation Test	Date: 12/01/10/
Temp.(C)/Hum.(%) 24 C / 48 %	Time: 9/17/17
EUT: Wimo	Engineer Signature: Kai
Mode: TX Channel 8 (802.11n)	Distance: 3m
Model: wimo wf	
Manufacturer: Itacom Group	

Note: Report No.:ATE20120041



No.	Freq. (MHz)	Reading (dBuV/m)	Factor (dB)	Result (dBuV/m)	Limit (dBuV/m)	Margin (dB)	Detector	Height (cm)	Degree (deg.)	Remark
1	98.7215	27.28	13.94	41.22	43.50	-2.28	QP			
2	130.3048	25.76	14.89	40.65	43.50	-2.85	QP			
3	162.0197	25.27	14.62	39.89	43.50	-3.61	QP			
4	195.8701	25.73	16.14	41.87	43.50	-1.63	QP			
5	259.4433	22.39	18.52	40.91	46.00	-5.09	QP			
6	329.3068	21.27	19.69	40.96	46.00	-5.04	QP			



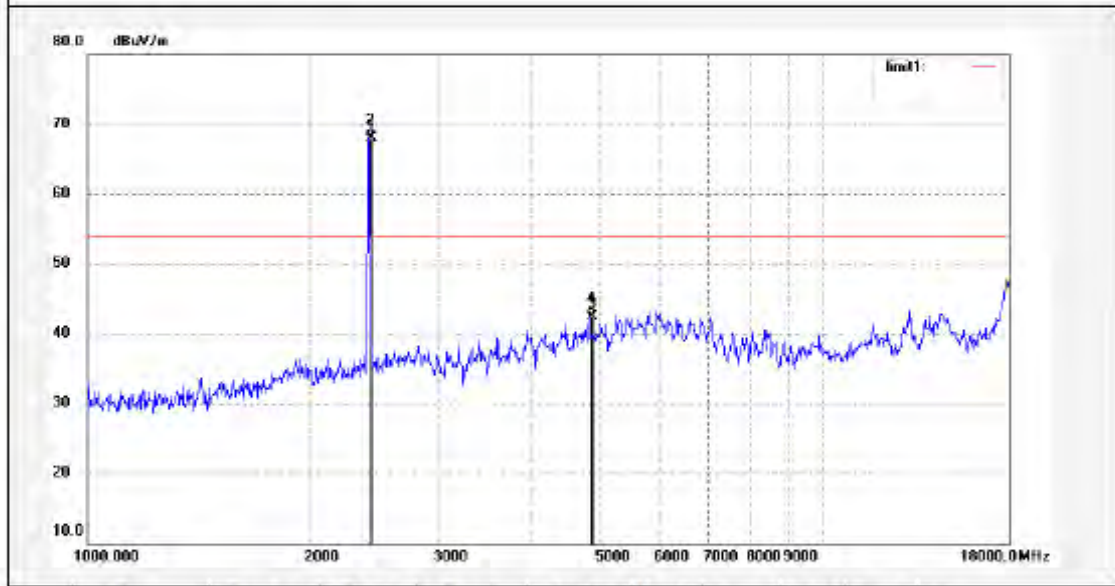
ACCURATE TECHNOLOGY CO., LTD.

F1,Bldg,A,Changyuan New Material Port Keyuan Rd,
Science & Industry Park,Nanshan Shenzhen,P.R.China

Site: 968 chamber
Tel:+86-0755-26503290
Fax:+86-0755-26503396

Job No.: Kai #1818	Polarization: Horizontal
Standard: FCC Class B 3M Radiated	Power Source: AC 120V/60Hz
Test item: Radiation Test	Date: 12/01/11/
Temp.(C)/Hum.(%) 24 C / 48 %	Time: 18:27:31
EUT: Wimo	Engineer Signature: Kai
Mode: TX Channel 6 (802.11n)	Distance: 3m
Model: wimo wf	
Manufacturer: Italcum Group	

Note: Report No.:ATE20120041



No.	Freq. (MHz)	Reading (dBuV/m)	Factor (dB)	Result (dBuV/m)	Limit (dBuV/m)	Margin (dB)	Detector	Height (cm)	Degree (deg.)	Remark
1	2437.000	78.92	-7.36	71.29	--	--	peak			
2	2437.000	75.45	-7.36	68.09	--	--	AVG			
3	4874.120	44.57	0.09	44.66	74.00	-29.34	peak			
4	4874.120	42.31	0.09	42.40	54.00	-11.60	AVG			



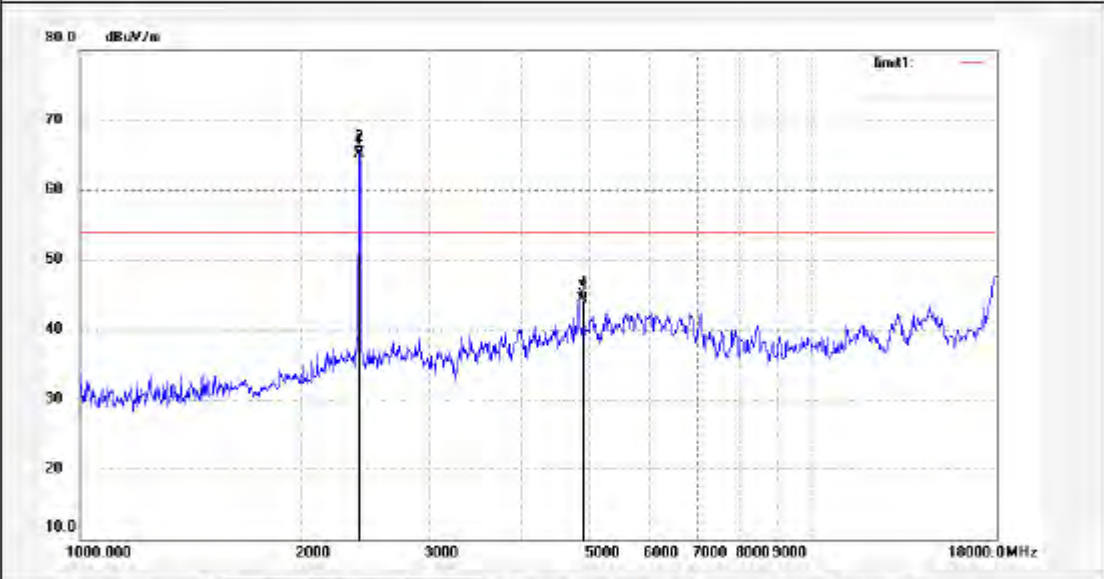
ACCURATE TECHNOLOGY CO., LTD.

F1,Bldg,A,Changyuan New Material Port Keyuan Rd,
Science & Industry Park,Nanshan Shenzhen,P.R.China

Site: 988 chamber
Tel:+86-0755-26503290
Fax:+86-0755-26503396

Job No.: Kai #1819	Polarization: Vertical
Standard: FCC Class B 3M Radiated	Power Source: AC 120V/60Hz
Test item: Radiation Test	Date: 12/01/11/
Temp.(C)/Hum.(%) 24 C / 48 %	Time: 18:28:35
EUT: Wimo	Engineer Signature: Kai
Mode: TX Channel 6 (802.11n)	Distance: 3m
Model: wimo wf	
Manufacturer: Itacom Group	

Note: Report No.:ATE20120041



No.	Freq. (MHz)	Reading (dBuV/m)	Factor (dB)	Result (dBuV/m)	Limit (dBuV/m)	Margin (dB)	Detector	Height (cm)	Degree (deg.)	Remark
1	2412.000	72.70	-7.43	65.27	—	—	peak			
2	2412.000	72.48	-7.43	65.05	—	—	AVG			
3	4873.000	44.28	0.09	44.37	74.00	-9.63	peak			
4	4873.000	44.15	0.09	44.24	54.00	-9.76	AVG			



ACCURATE TECHNOLOGY CO., LTD.

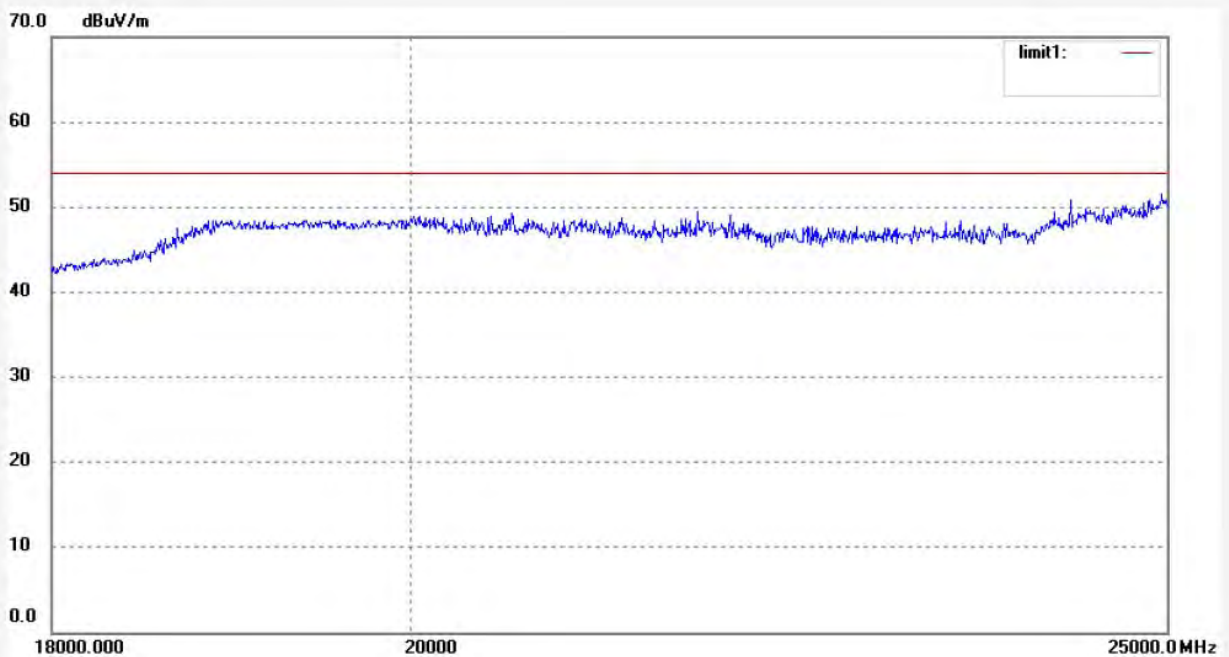
F1,Bldg,A,Changyuan New Material Port Keyuan Rd,
Science & Industry Park,Nanshan Shenzhen,P.R.China

Site: 966 chamber
Tel:+86-0755-26503290
Fax:+86-0755-26503396

Job No.: Kai #1861
Standard: FCC Class B 3M Radiated
Test item: Radiation Test
Temp.(C)/Hum.(%) 24 C / 48 %
EUT: Wimo
Mode: TX Channel 6 (802.11n)
Model: wimo wf
Manufacturer: Itacom Group

Polarization: Horizontal
Power Source: AC 120V/60Hz
Date: 12/01/12/
Time: 15:53:01
Engineer Signature: Kai
Distance:

Note: Report No.:ATE20120041



No.	Freq. (MHz)	Reading (dBuV/m)	Factor (dB)	Result (dBuV/m)	Limit (dBuV/m)	Margin (dB)	Detector	Height (cm)	Degree (deg.)	Remark
-----	-------------	------------------	-------------	-----------------	----------------	-------------	----------	-------------	---------------	--------



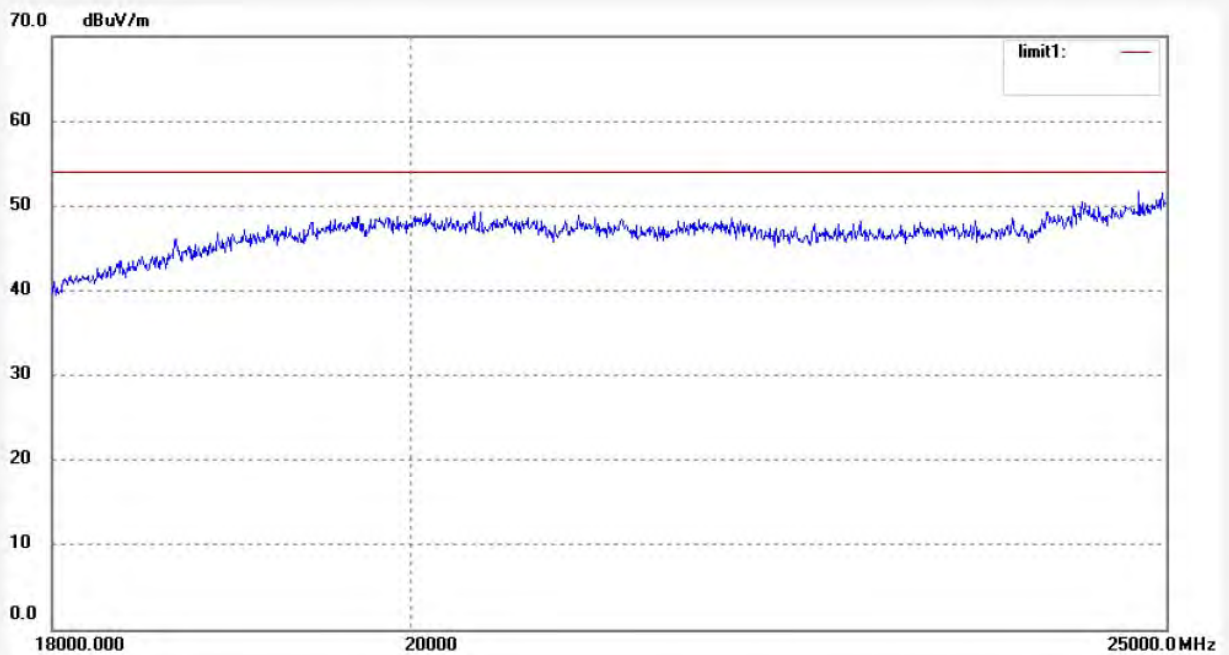
ACCURATE TECHNOLOGY CO., LTD.

F1,Bldg,A,Changyuan New Material Port Keyuan Rd,
Science & Industry Park,Nanshan Shenzhen,P.R.China

Site: 966 chamber
Tel:+86-0755-26503290
Fax:+86-0755-26503396

Job No.: Kai #1860	Polarization: Vertical
Standard: FCC Class B 3M Radiated	Power Source: AC 120V/60Hz
Test item: Radiation Test	Date: 12/01/12/
Temp.(C)/Hum.(%) 24 C / 48 %	Time: 15:51:02
EUT: Wimo	Engineer Signature: Kai
Mode: TX Channel 6 (802.11n)	Distance:
Model: wimo wf	
Manufacturer: Itacom Group	

Note: Report No.:ATE20120041



No.	Freq. (MHz)	Reading (dBuV/m)	Factor (dB)	Result (dBuV/m)	Limit (dBuV/m)	Margin (dB)	Detector	Height (cm)	Degree (deg.)	Remark
-----	-------------	------------------	-------------	-----------------	----------------	-------------	----------	-------------	---------------	--------



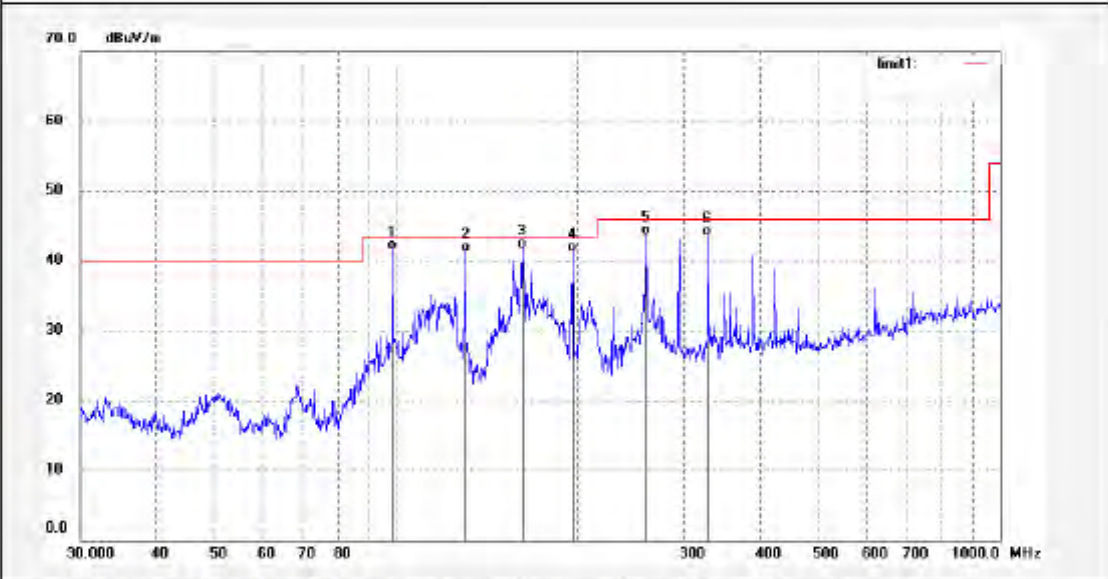
ACCURATE TECHNOLOGY CO., LTD.

F1,Bldg,A,Changyuan New Material Port Keyuan Rd,
Science & Industry Park,Nanshan Shenzhen,P.R.China

Site: 966 chamber
Tel:+86-0755-26503290
Fax:+86-0755-26503396

Job No.: Kai #1731	Polarization: Horizontal
Standard: FCC Class B 3M Radiated	Power Source: AC 120V/60Hz
Test item: Radiation Test	Date: 12/01/10/
Temp.(C)/Hum.(%) 24 C / 48 %	Time: 9/19/31
EUT: Wimo	Engineer Signature: Kai
Mode: TX Channel 11 (802.11n)	Distance: 3m
Model: wimo wf	
Manufacturer: Itacom Group	

Note: Report No.:ATE20120041



No.	Freq. (MHz)	Reading (dBuV/m)	Factor (dB)	Result (dBuV/m)	Limit (dBuV/m)	Margin (dB)	Detector	Height (cm)	Degree (deg.)	Remark
1	98.7215	27.47	14.01	41.48	43.50	-2.02	QP			
2	130.3048	26.27	14.89	41.16	43.50	-2.34	QP			
3	162.0197	27.20	14.62	41.82	43.50	-1.68	QP			
4	195.8701	25.17	16.02	41.19	43.50	-2.31	QP			
5	259.4433	25.06	18.52	43.58	46.00	-2.42	QP			
6	328.3068	23.78	19.69	43.47	46.00	-2.53	QP			



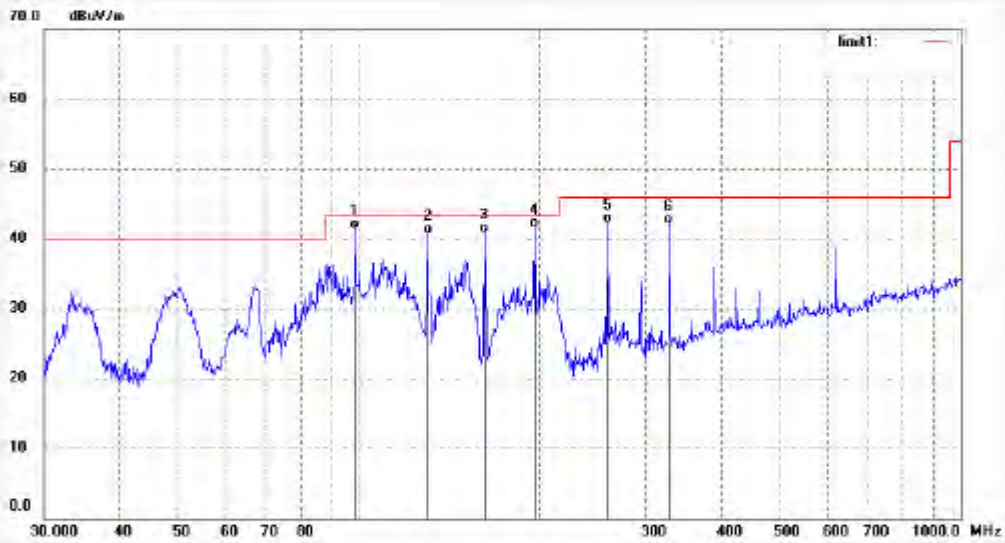
ACCURATE TECHNOLOGY CO., LTD.

F1,Bldg.A,Changyuan New Material Port Keyuan Rd,
Science & Industry Park,Nanshan Shenzhen,P.R.China

Site: 986 chamber
Tel:+86-0755-26503290
Fax:+86-0755-26503396

Job No.: Kai #1732	Polarization: Vertical
Standard: FCC Class B 3M Radiated	Power Source: AC 120V/60Hz
Test item: Radiation Test	Date: 12/01/10/
Temp.(C)/Hum.(%) 24 C / 48 %	Time: 9/20/09
EUT: Wimo	Engineer Signature: Kai
Mode: TX Channel 11 (802.11n)	Distance: 3m
Model: wimo wf	
Manufacturer: Itacom Group	

Note: Report No.:ATE20120041



No.	Freq. (MHz)	Reading (dBuV/m)	Factor (dB)	Result (dBuV/m)	Limit (dBuV/m)	Margin (dB)	Detector	Height (cm)	Degree (deg.)	Remark
1	98.7215	27.40	13.94	41.34	43.50	-2.16	QP			
2	130.3048	25.87	14.89	40.76	43.50	-2.74	QP			
3	162.0197	26.19	14.62	40.81	43.50	-2.69	QP			
4	195.8701	25.35	16.14	41.49	43.50	-2.01	QP			
5	259.4433	23.76	18.52	42.28	46.00	-3.72	QP			
6	328.3068	22.45	19.69	42.14	46.00	-3.86	QP			



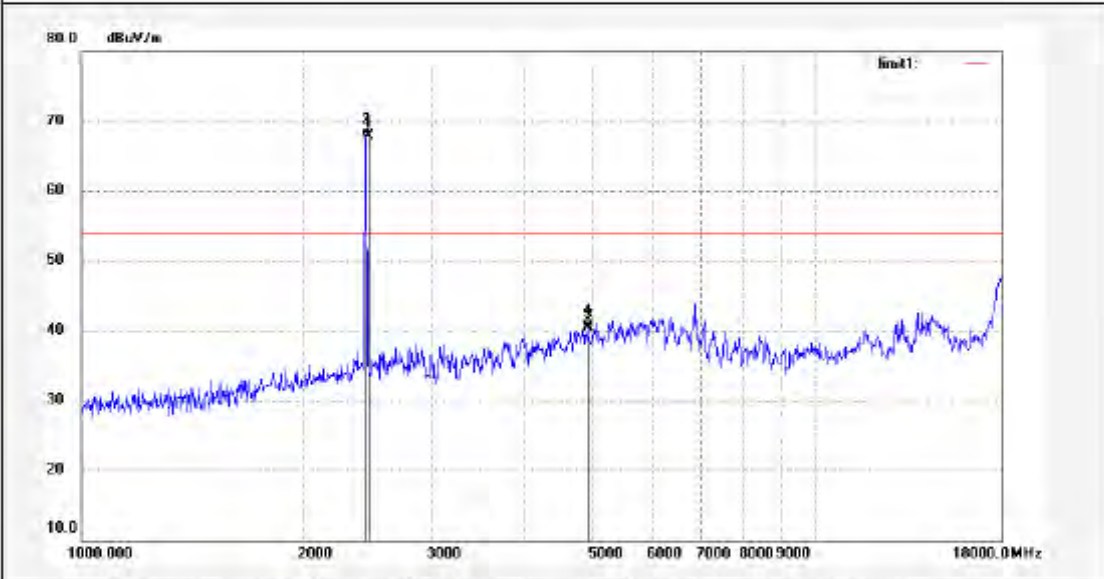
ACCURATE TECHNOLOGY CO., LTD.

F1,Bldg.A,Changyuan New Material Port Keyuan Rd,
Science & Industry Park,Nanshan Shenzhen,P.R.China

Site: 988 chamber
Tel:+86-0755-26503290
Fax:+86-0755-26503396

Job No.: Kai #1821	Polarization: Horizontal
Standard: FCC Class B 3M Radiated	Power Source: AC 120V/60Hz
Test item: Radiation Test	Date: 12/01/11/
Temp.(C)/Hum.(%) 24 C / 48 %	Time: 18:30:10
EUT: Wimo	Engineer Signature: Kai
Mode: TX Channel 11 (802.11n)	Distance: 3m
Model: wimo wf	
Manufacturer: Itacom Group	

Note: Report No.:ATE20120041



No.	Freq. (MHz)	Reading (dBuV/m)	Factor (dB)	Result (dBuV/m)	Limit (dBuV/m)	Margin (dB)	Detector	Height (cm)	Degree (deg.)	Remark
1	2482.000	75.25	-7.35	87.90	--	--	peak			
2	2482.000	75.08	-7.35	87.73	--	--	AVG			
3	4924.121	40.16	0.34	40.50	74.00	-33.50	peak			
4	4924.121	40.00	0.34	40.34	54.00	-13.66	AVG			



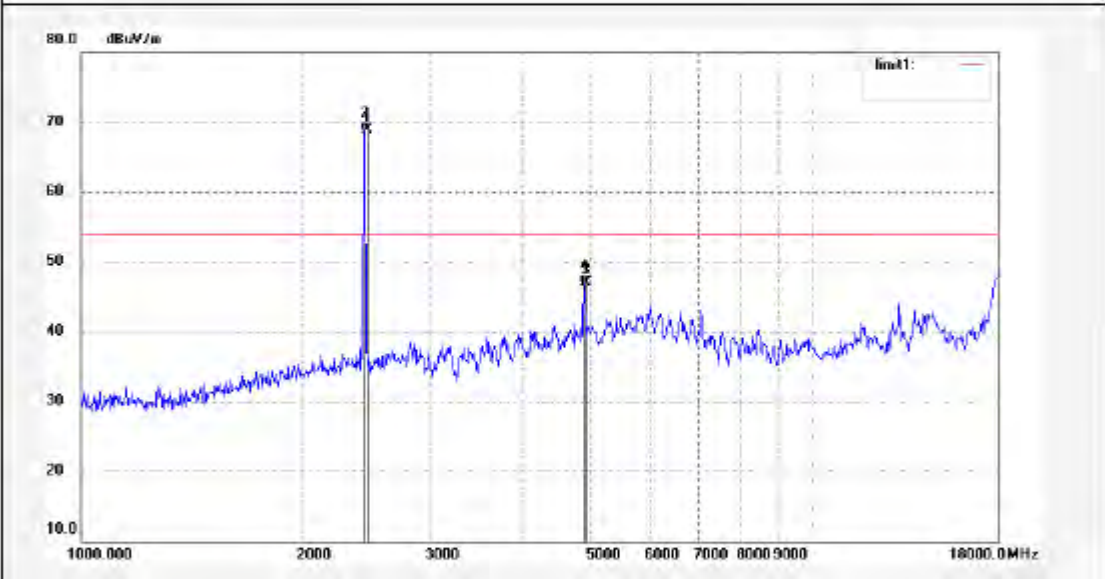
ACCURATE TECHNOLOGY CO., LTD.

F1,Bldg.A,Changyuan New Material Port Keyuan Rd,
Science & Industry Park,Nanshan Shenzhen,P.R.China

Site: 988 chamber
Tel:+86-0755-26503290
Fax:+86-0755-26503396

Job No.: Kai #1820	Polarization: Vertical
Standard: FCC Class B 3M Radiated	Power Source: AC 120V/60Hz
Test item: Radiation Test	Date: 12/01/11/
Temp.(C)/Hum.(%) 24 C / 48 %	Time: 18:29:40
EUT: Wimo	Engineer Signature: Kai
Mode: TX Channel 11 (802.11n)	Distance: 3m
Model: wimo wf	
Manufacturer: Itacom Group	

Note: Report No.:ATE20120041



No.	Freq. (MHz)	Reading (dBuV/m)	Factor (dB)	Result (dBuV/m)	Limit (dBuV/m)	Margin (dB)	Detector	Height (cm)	Degree (deg.)	Remark
1	2462.000	76.29	-7.35	68.94	--	--	peak			
2	2462.000	76.11	-7.35	68.76	--	--	AVG			
3	4924.121	46.75	0.34	47.09	74.00	-26.91	peak			
4	4924.121	46.42	0.34	46.76	54.00	-7.24	AVG			



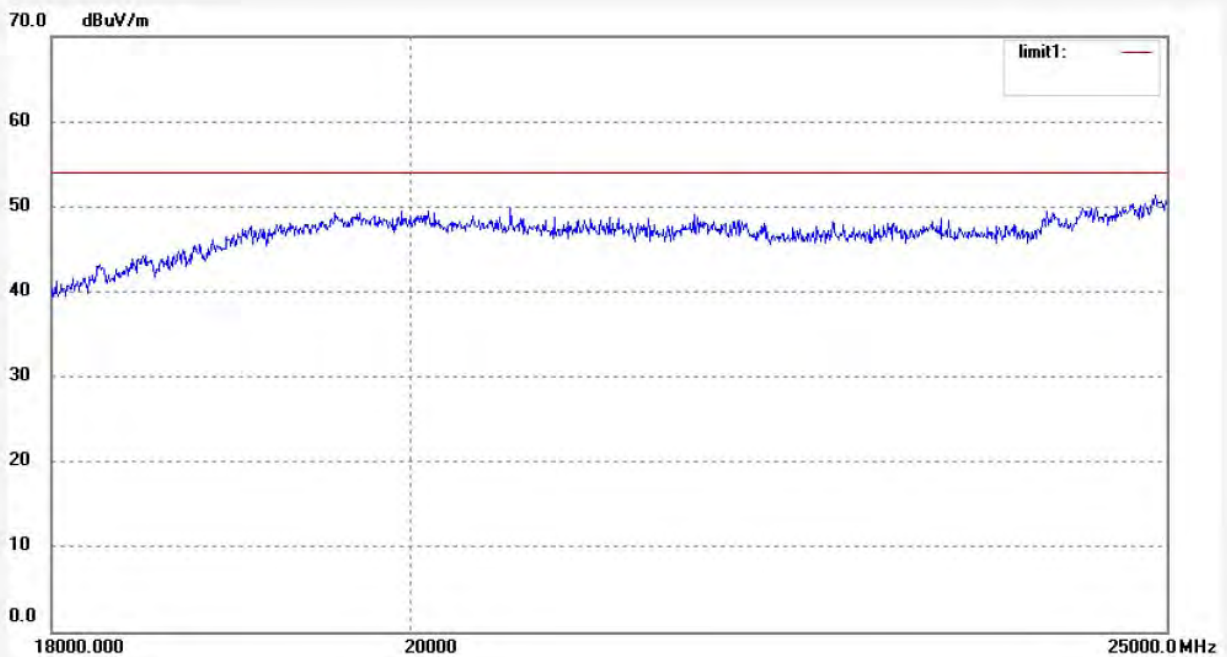
ACCURATE TECHNOLOGY CO., LTD.

F1,Bldg,A,Changyuan New Material Port Keyuan Rd,
Science & Industry Park,Nanshan Shenzhen,P.R.China

Site: 966 chamber
Tel:+86-0755-26503290
Fax:+86-0755-26503396

Job No.: Kai #1862	Polarization: Horizontal
Standard: FCC Class B 3M Radiated	Power Source: AC 120V/60Hz
Test item: Radiation Test	Date: 12/01/12/
Temp.(C)/Hum.(%) 24 C / 48 %	Time: 15:55:57
EUT: Wimo	Engineer Signature: Kai
Mode: TX Channel 1 (802.11n)	Distance:
Model: wimo wf	
Manufacturer: Itacom Group	

Note: Report No.:ATE20120041



No.	Freq. (MHz)	Reading (dBuV/m)	Factor (dB)	Result (dBuV/m)	Limit (dBuV/m)	Margin (dB)	Detector	Height (cm)	Degree (deg.)	Remark
-----	-------------	------------------	-------------	-----------------	----------------	-------------	----------	-------------	---------------	--------



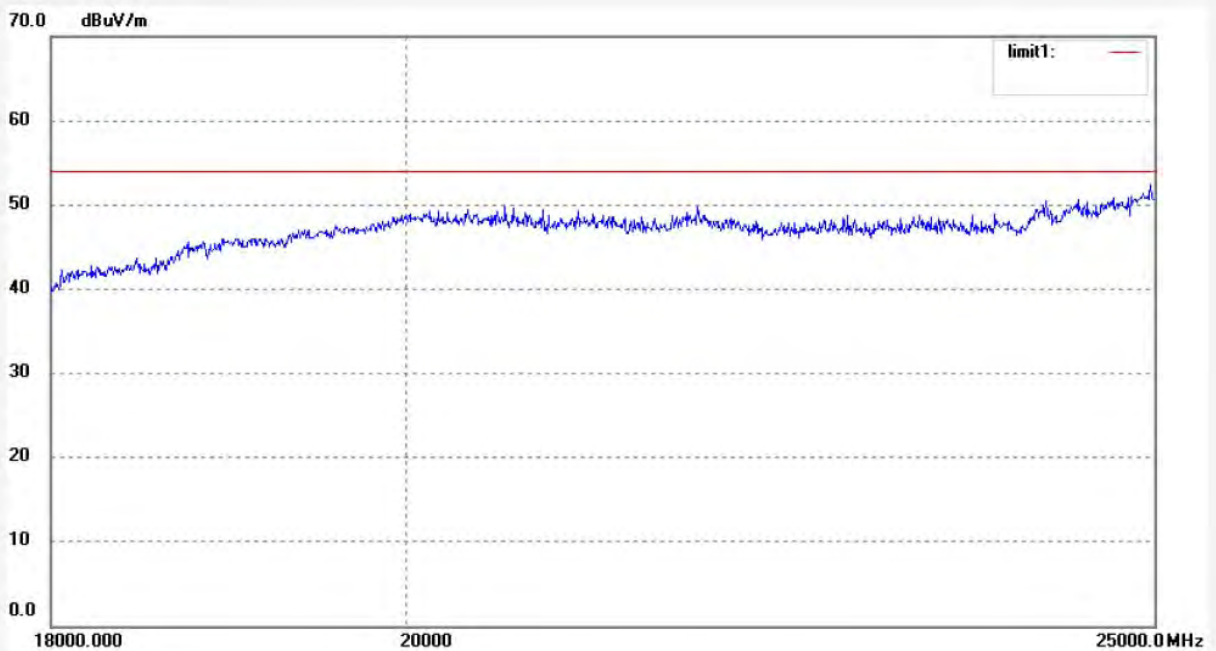
ACCURATE TECHNOLOGY CO., LTD.

F1,Bldg,A,Changyuan New Material Port Keyuan Rd,
Science & Industry Park,Nanshan Shenzhen,P.R.China

Site: 966 chamber
Tel:+86-0755-26503290
Fax:+86-0755-26503396

Job No.: Kai #1863	Polarization: Vertical
Standard: FCC Class B 3M Radiated	Power Source: AC 120V/60Hz
Test item: Radiation Test	Date: 12/01/12/
Temp.(C)/Hum.(%) 24 C / 48 %	Time: 15:57:43
EUT: Wimo	Engineer Signature: Kai
Mode: TX Channel 1 (802.11n)	Distance:
Model: wimo wf	
Manufacturer: Itacom Group	

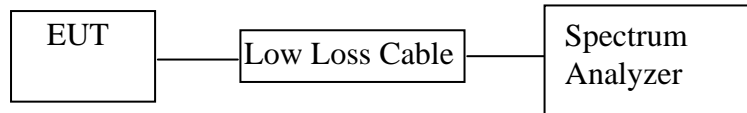
Note: Report No.:ATE20120041



No.	Freq. (MHz)	Reading (dBuV/m)	Factor (dB)	Result (dBuV/m)	Limit (dBuV/m)	Margin (dB)	Detector	Height (cm)	Degree (deg.)	Remark
-----	-------------	------------------	-------------	-----------------	----------------	-------------	----------	-------------	---------------	--------

10. CONDUCTED SPURIOUS EMISSION COMPLIANCE TEST

10.1. Block Diagram of Test Setup



(EUT: Wimo)

10.2. The Requirement For Section 15.247(d)

Section 15.247(d): In any 100 kHz bandwidth outside the frequency band in which the spread spectrum or digitally modulated intentional radiator is operating, the radio frequency power that is produced by the intentional radiator shall be at least 20 dB below that in the 100 kHz bandwidth within the band that contains the highest level of the desired power, based on either an RF conducted or a radiated measurement, provided the transmitter demonstrates compliance with the peak conducted power limits. If the transmitter complies with the conducted power limits based on the use of RMS averaging over a time interval, as permitted under paragraph (b)(3) of this section, the attenuation required under this paragraph shall be 30 dB instead of 20 dB. Attenuation below the general limits specified in Section 15.209(a) is not required. In addition, radiated emissions which fall in the restricted bands, as defined in Section 15.205(a), must also comply with the radiated emission limits specified in Section 15.209(a).

10.3. EUT Configuration on Measurement

The following equipment is installed on the emission measurement to meet the commission requirements and operating regulations in a manner which tends to maximize its emission characteristics in normal application.

10.3.1. Wimo (EUT)

Model Number	:	wimo wf
Serial Number	:	N/A
Manufacturer	:	ITALCOM GROUP

10.4. Operating Condition of EUT

10.4.1. Setup the EUT and simulator as shown as Section 10.1.

10.4.2. Turn on the power of all equipment.

10.4.3. Let the EUT work in TX modes measure it. The transmit frequency are 2412-2462MHz. We select 2412MHz, 2437MHz, 2462MHz TX frequency to transmit.

10.5. Test Procedure

10.5.1. The transmitter output was connected to the spectrum analyzer via a low loss cable.

10.5.2. Set RBW of spectrum analyzer to 100kHz and VBW to 300kHz.

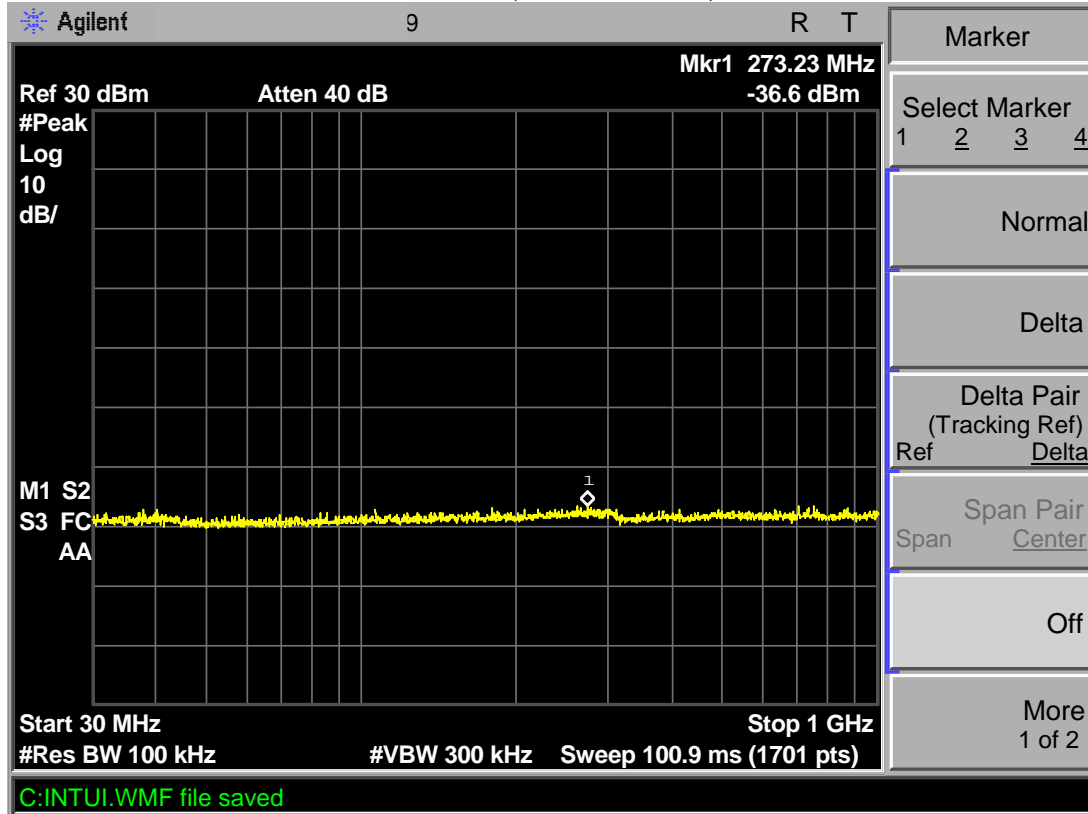
10.5.3. The Conducted Spurious Emission was measured and recorded.

10.6. Test Result

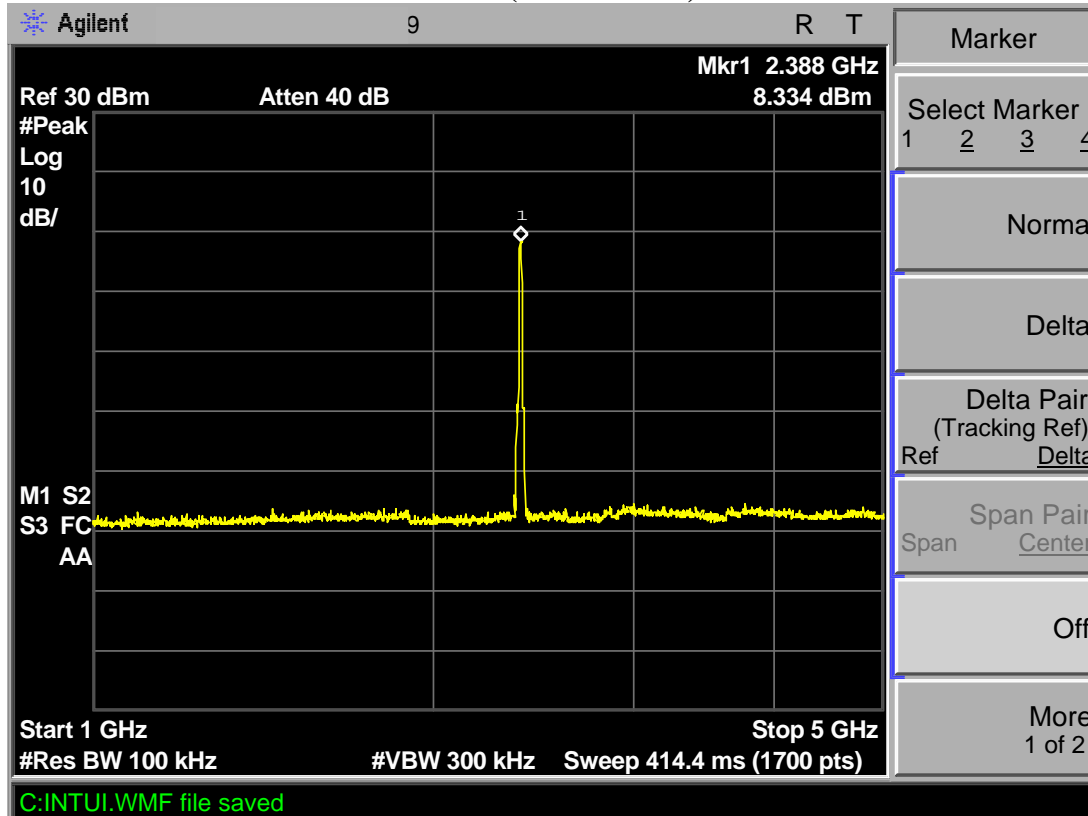
Pass.

The spectrum analyzer plots are attached as below.

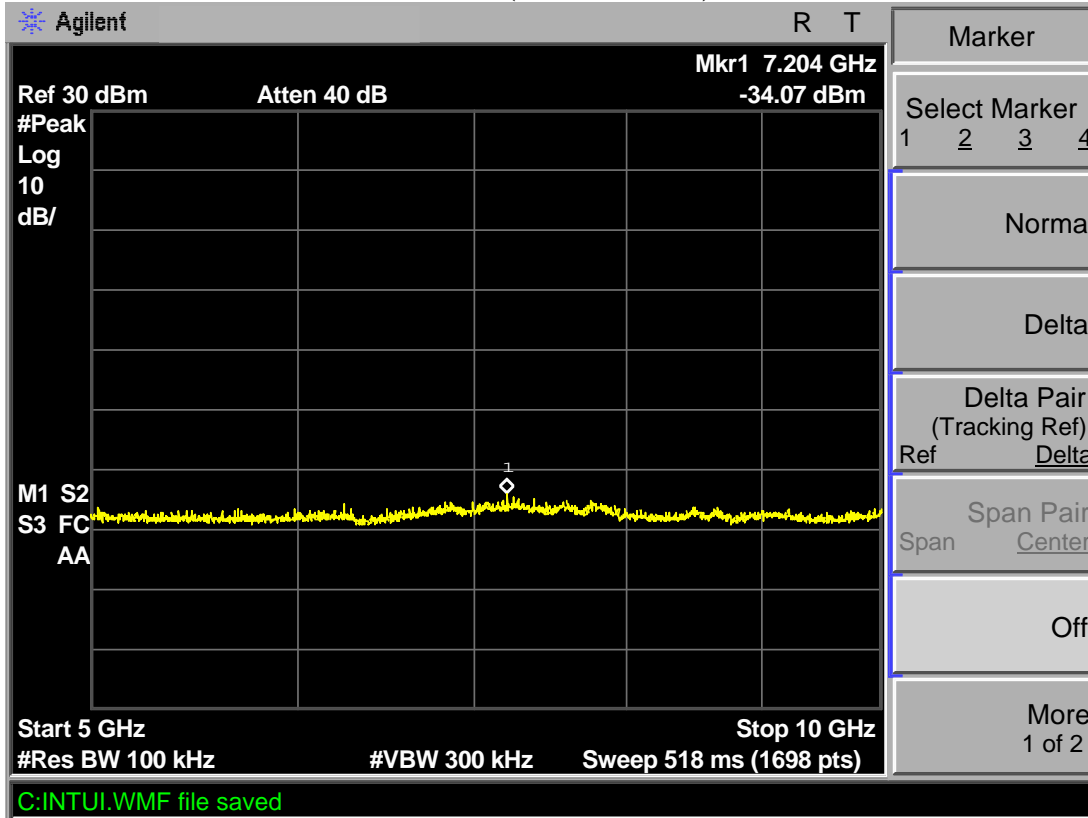
TX 802.11b Channel Low 2412MHz (30MHz-1GHz)



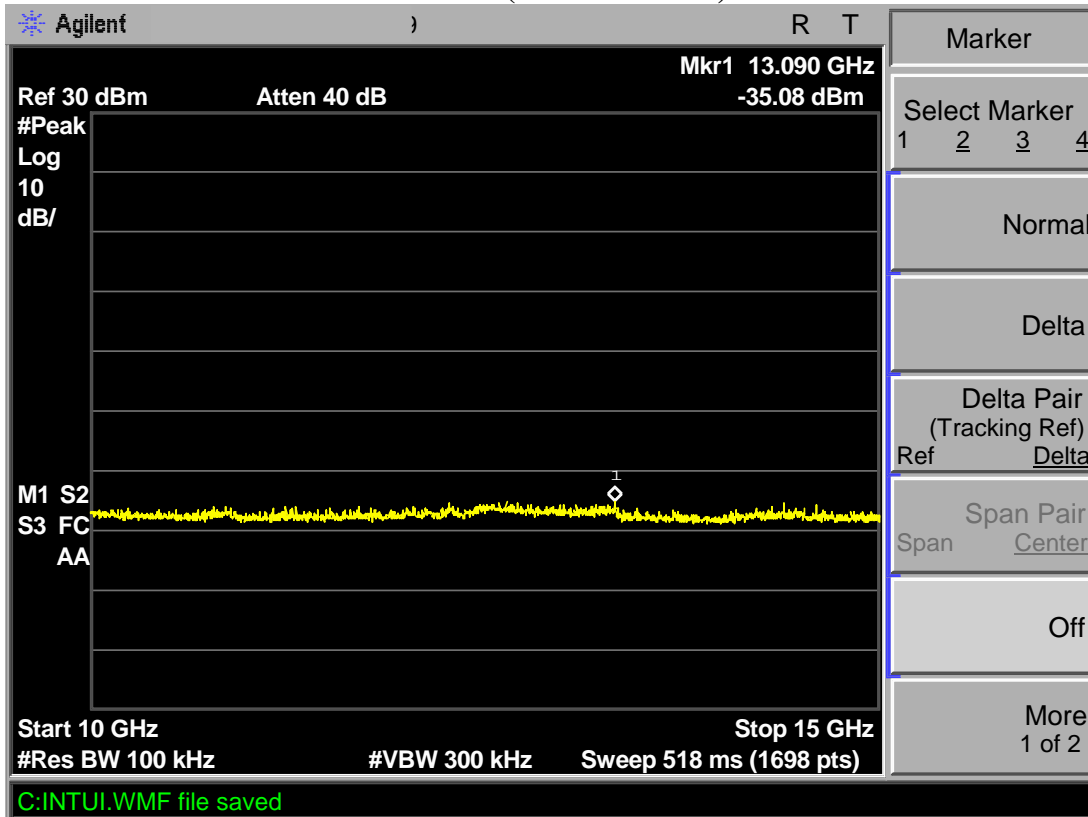
TX 802.11b Channel Low 2412MHz (1GHz-5GHz)



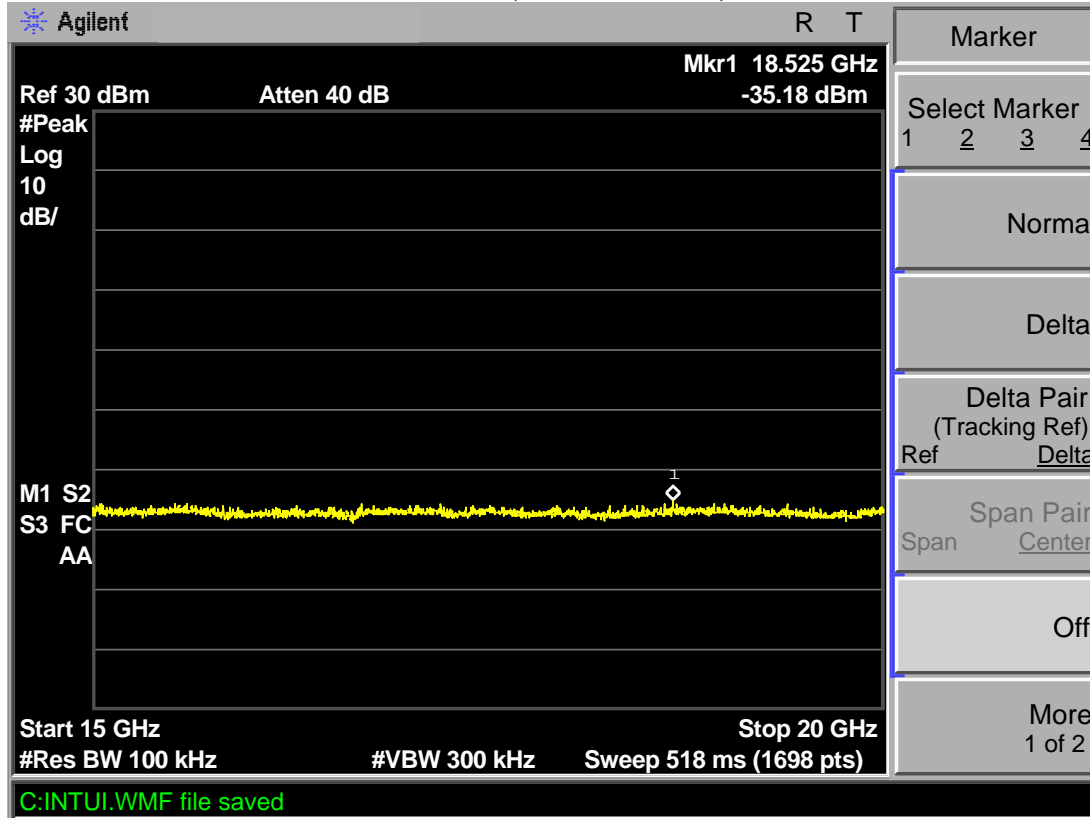
TX 802.11b Channel Low 2412MHz (5GHz-10GHz)



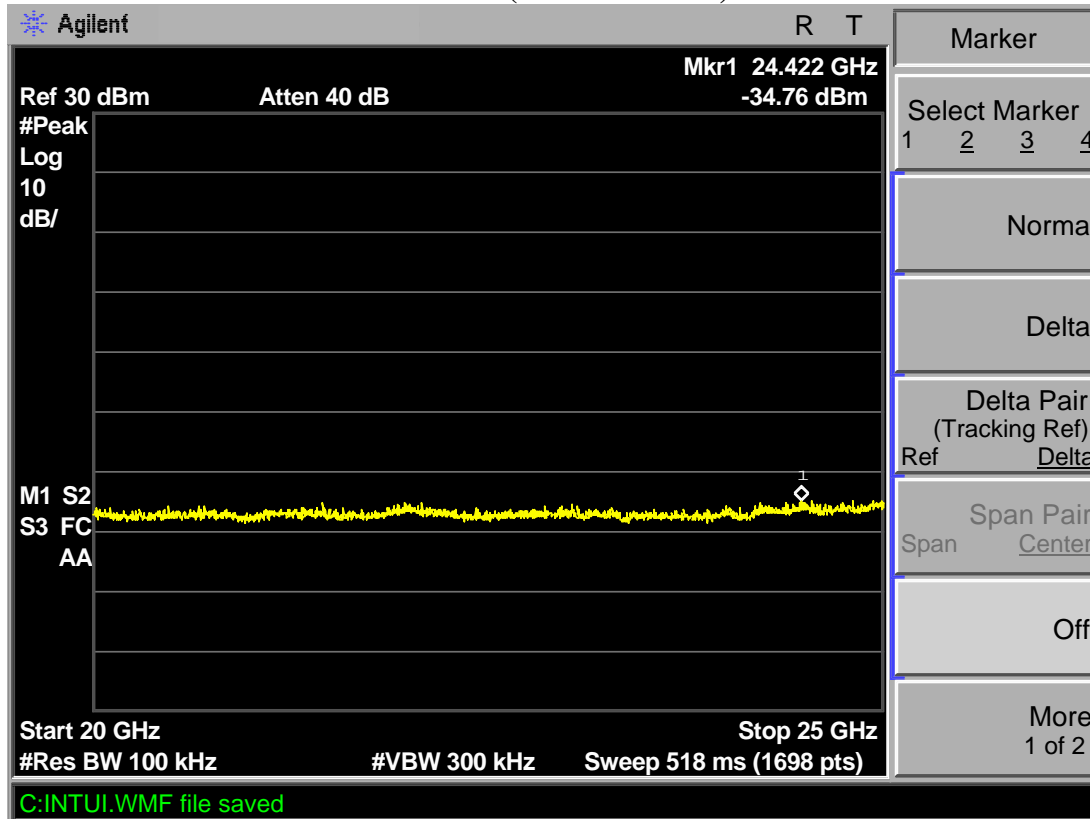
TX 802.11b Channel Low 2412MHz (10GHz-15GHz)



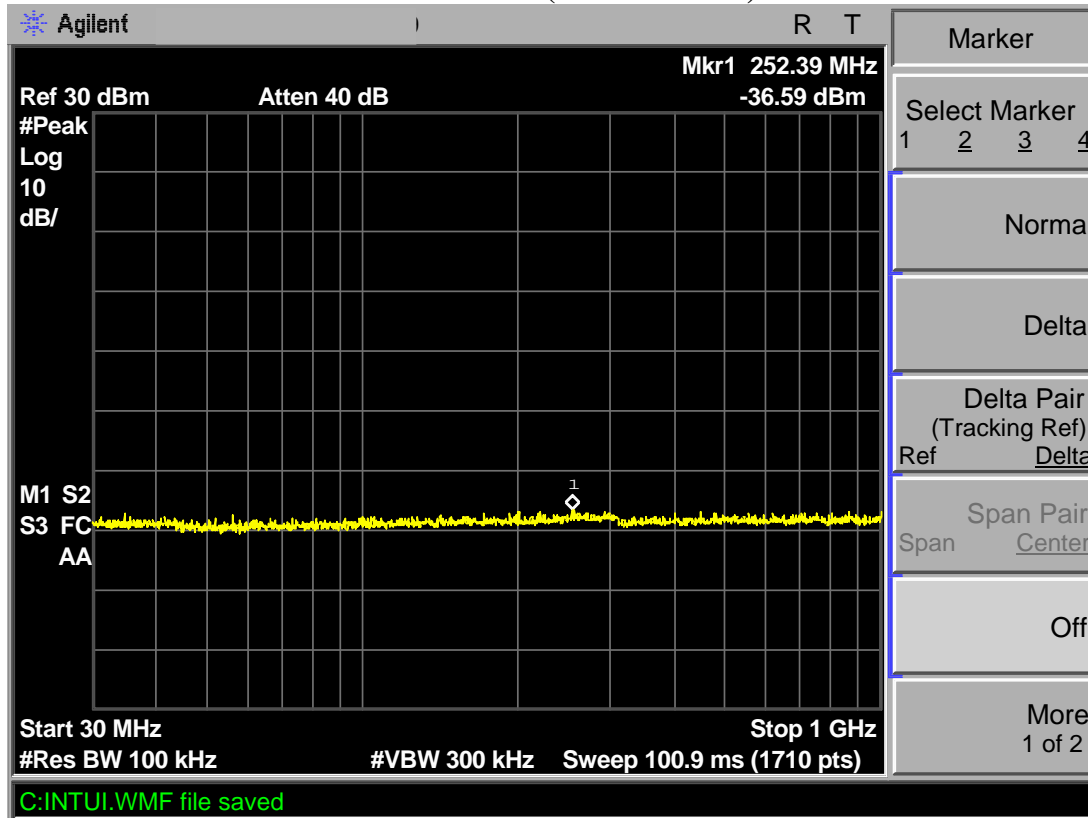
TX 802.11b Channel Low 2412MHz (15GHz-20GHz)



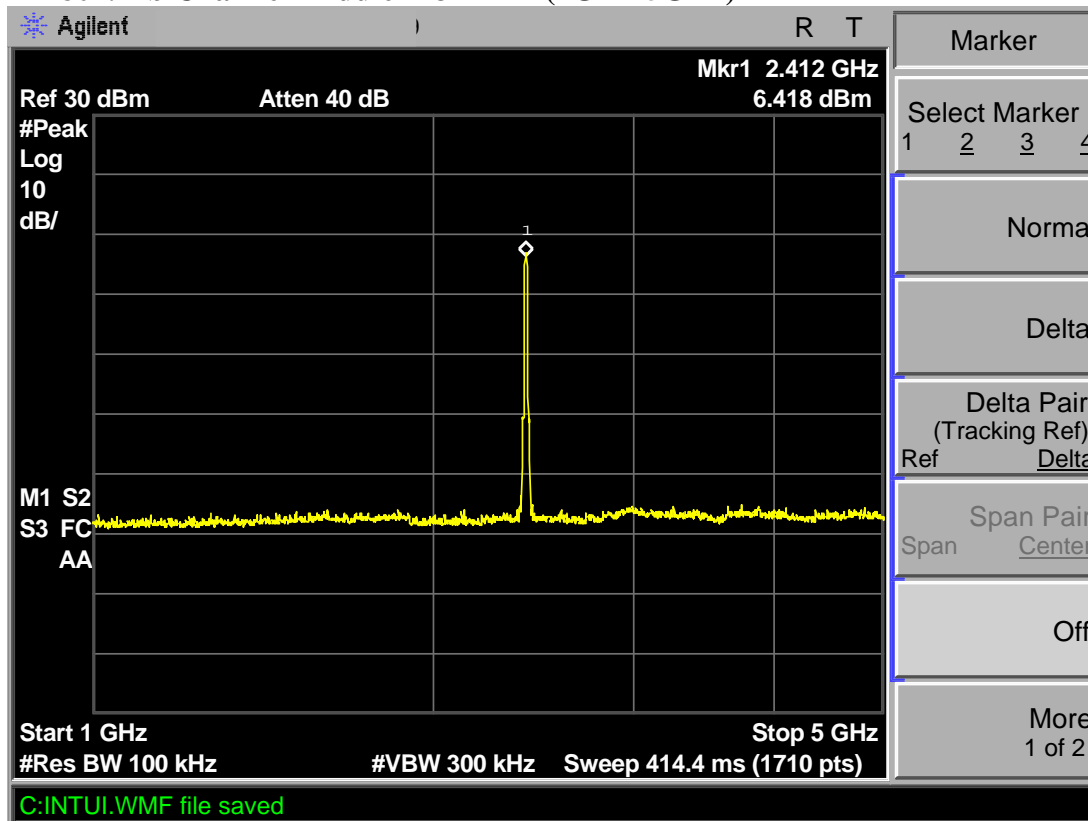
TX 802.11b Channel Low 2412MHz (20GHz-25GHz)



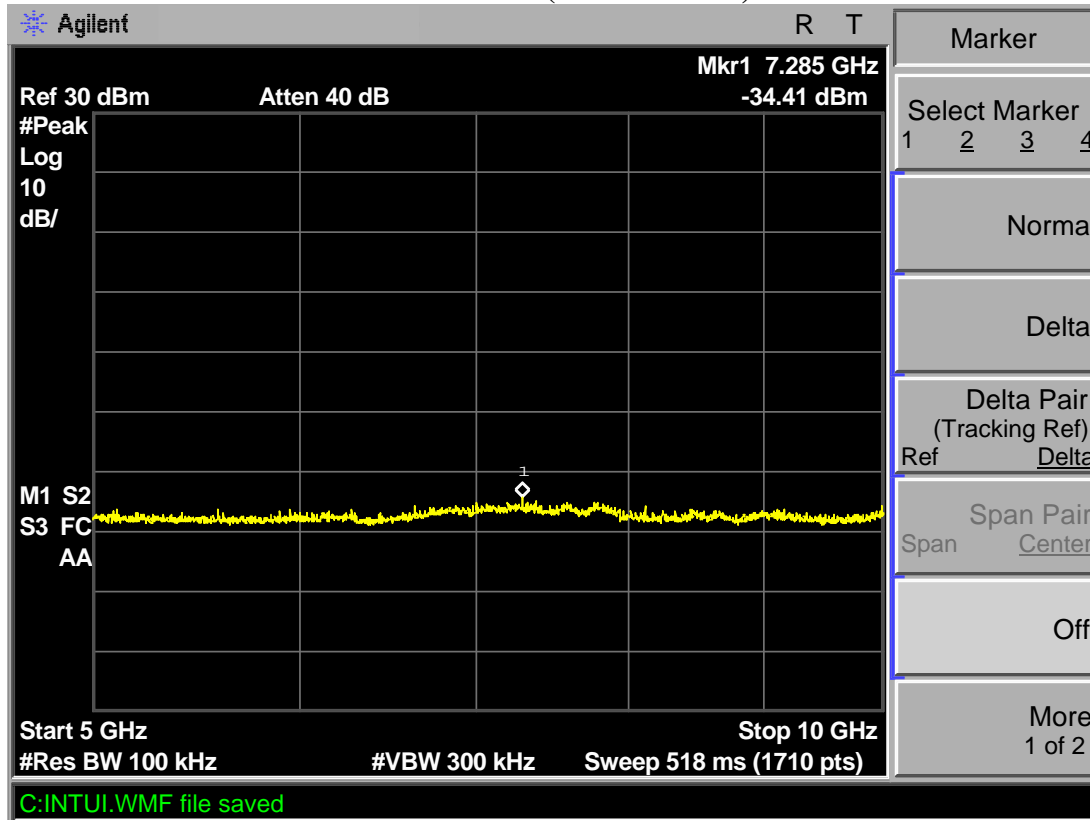
TX 802.11b Channel Middle 2437MHz (30MHz-1GHz)



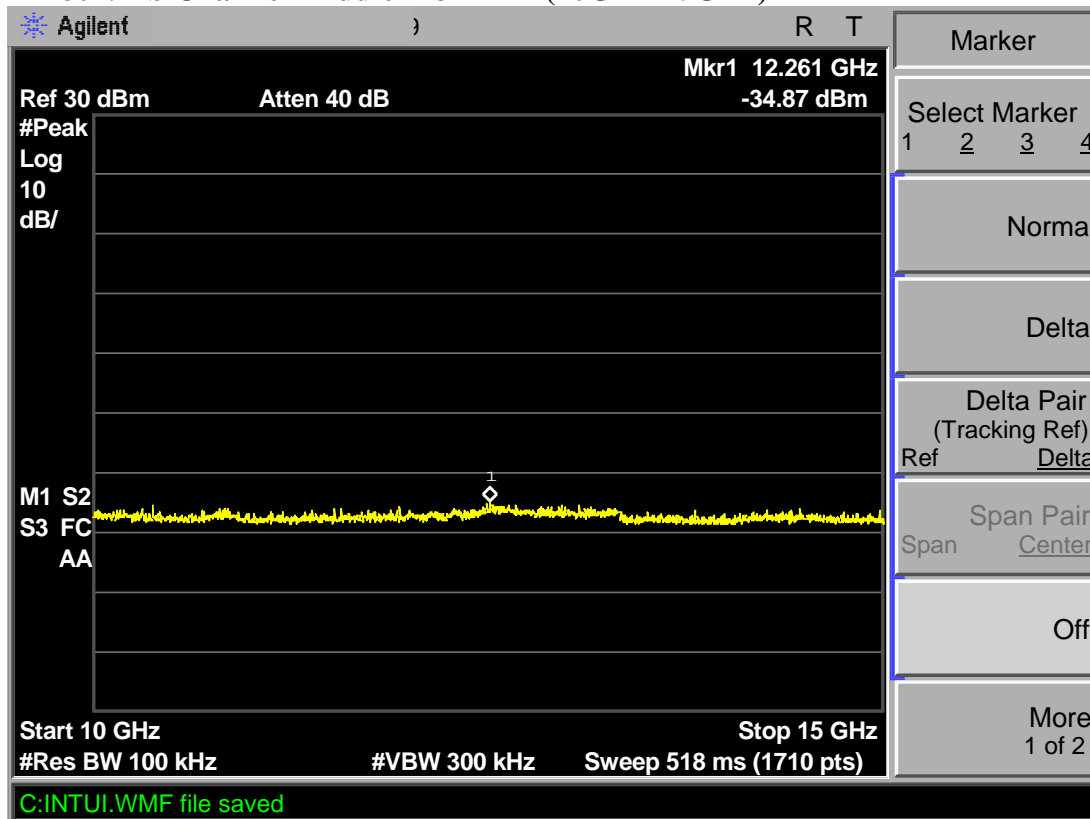
TX 802.11b Channel Middle 2437MHz (1GHz-5GHz)



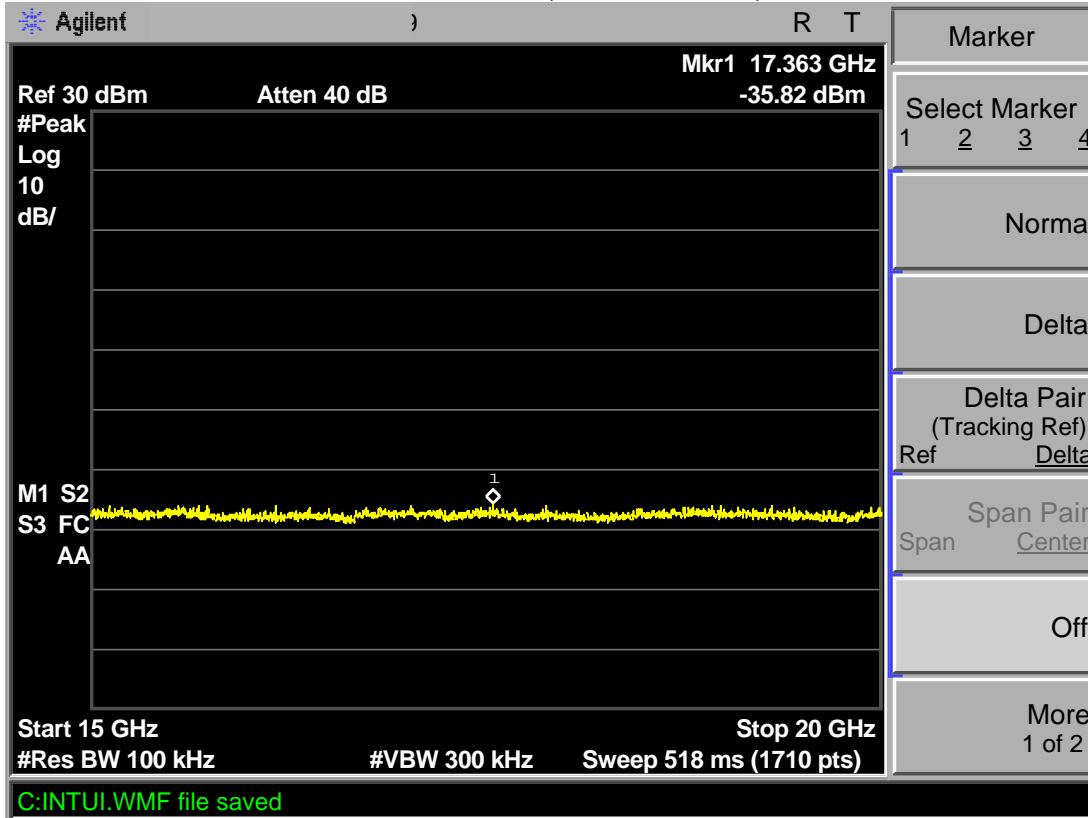
TX 802.11b Channel Middle 2437MHz (5GHz-10GHz)



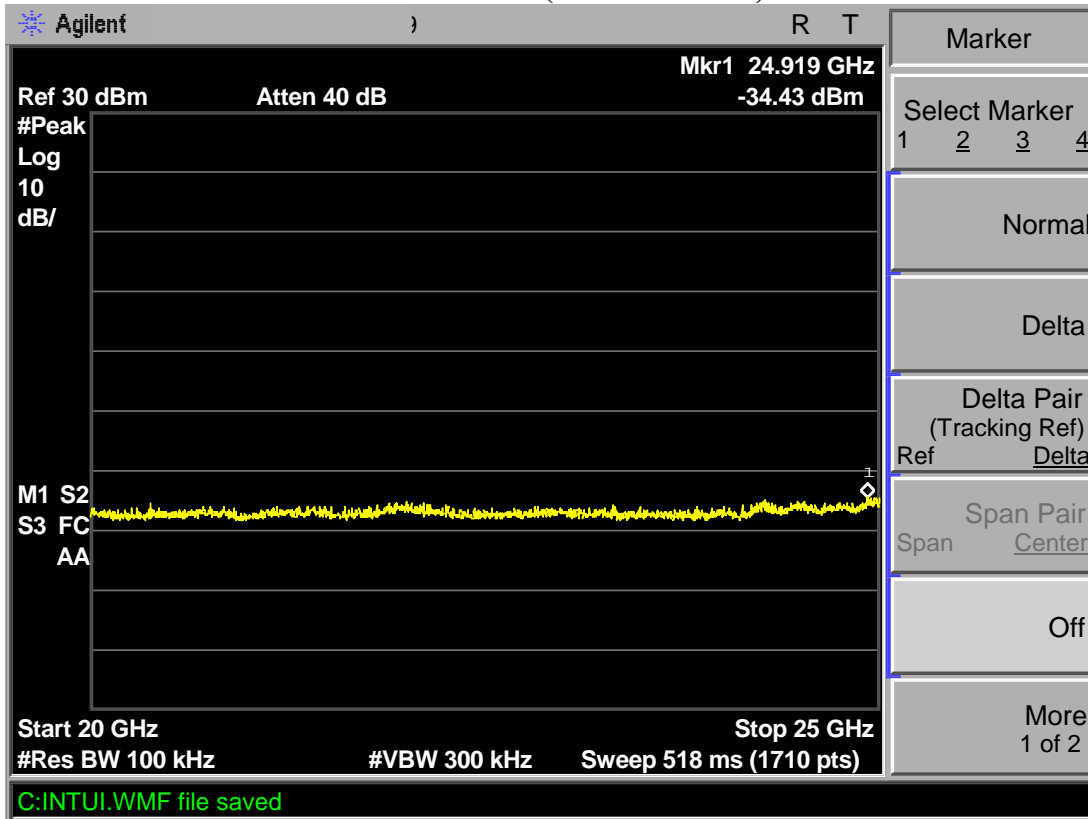
TX 802.11b Channel Middle 2437MHz (10GHz-15GHz)



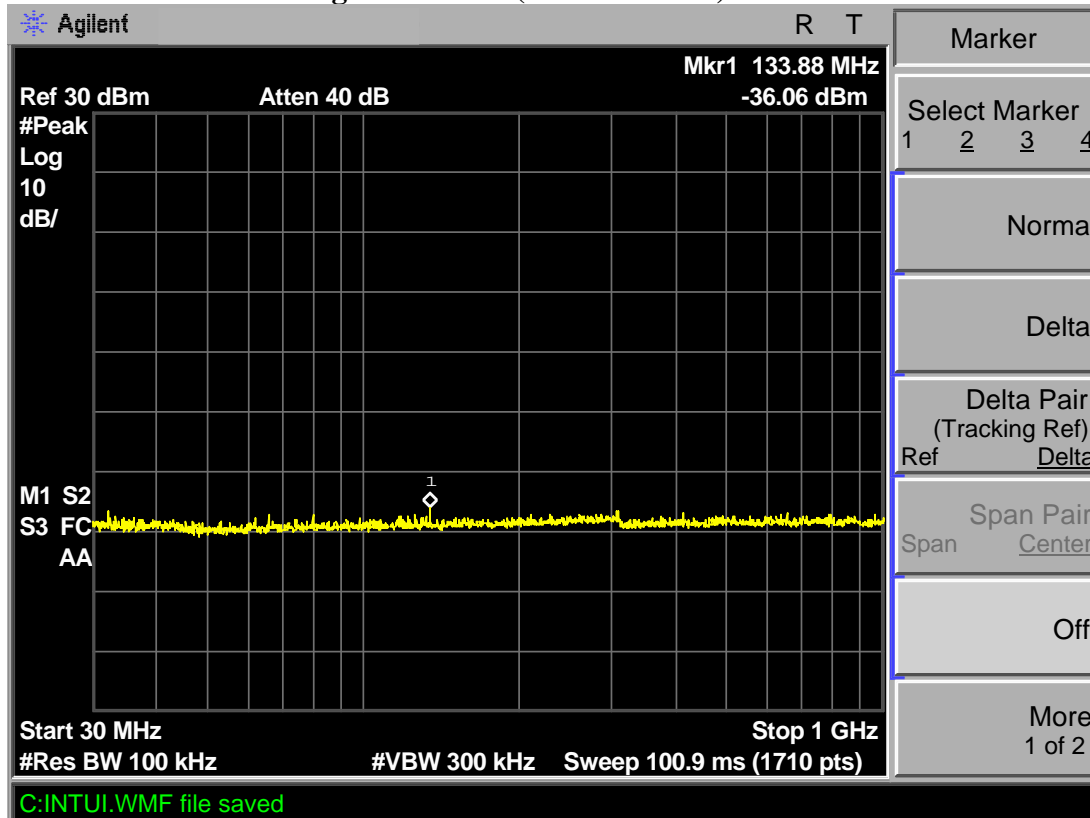
TX 802.11b Channel Middle 2437MHz (15GHz-20GHz)



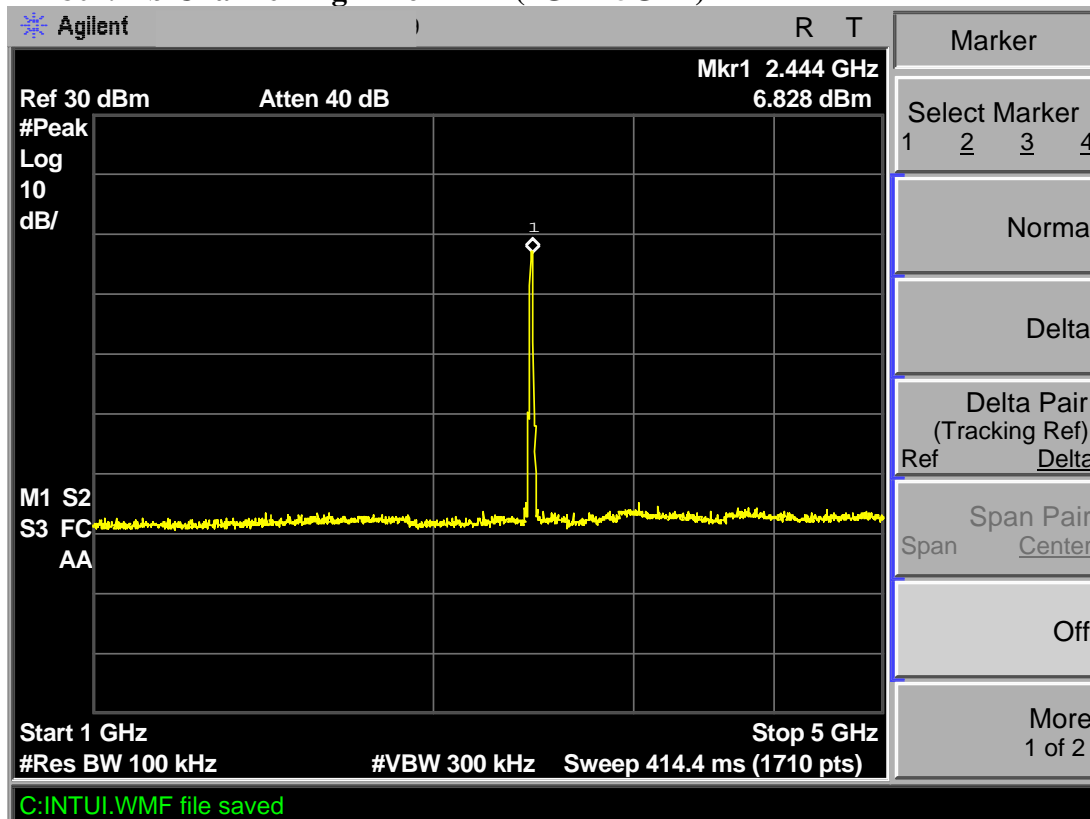
TX 802.11b Channel Middle 2437MHz (20GHz-25GHz)



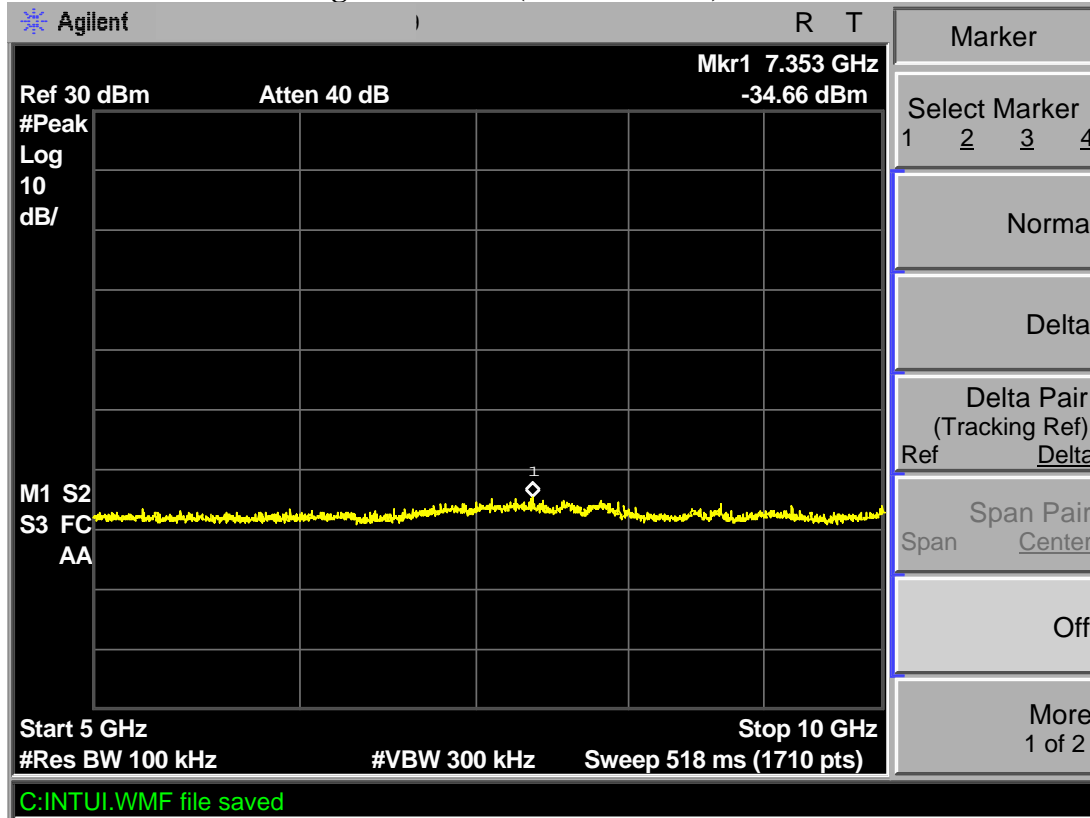
TX 802.11b Channel High 2462MHz (30MHz-1GHz)



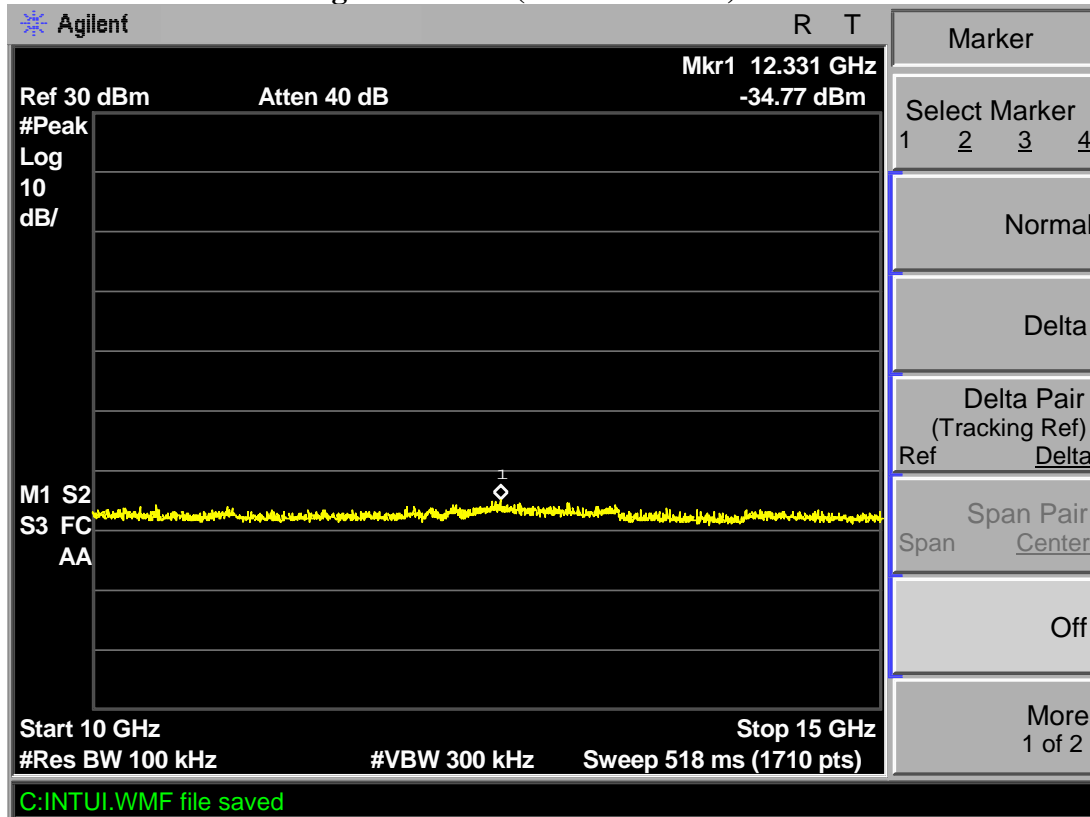
TX 802.11b Channel High 2462MHz (1GHz-5GHz)



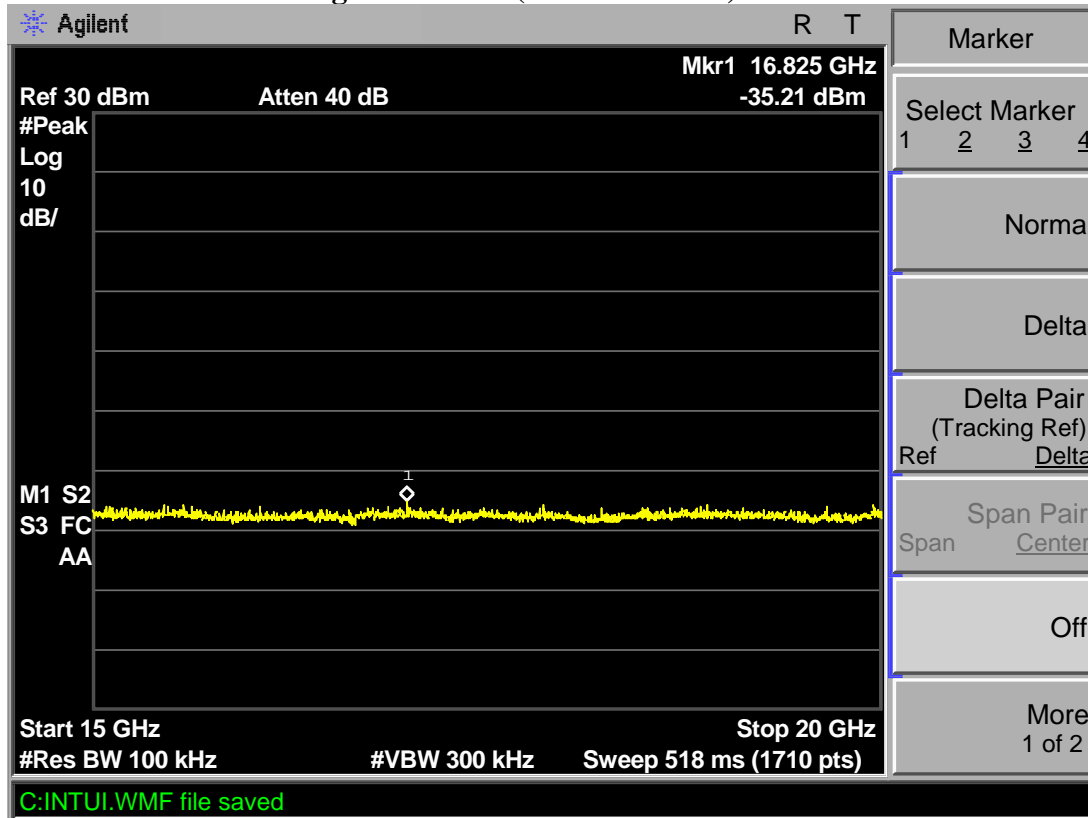
TX 802.11b Channel High 2462MHz (5GHz-10GHz)



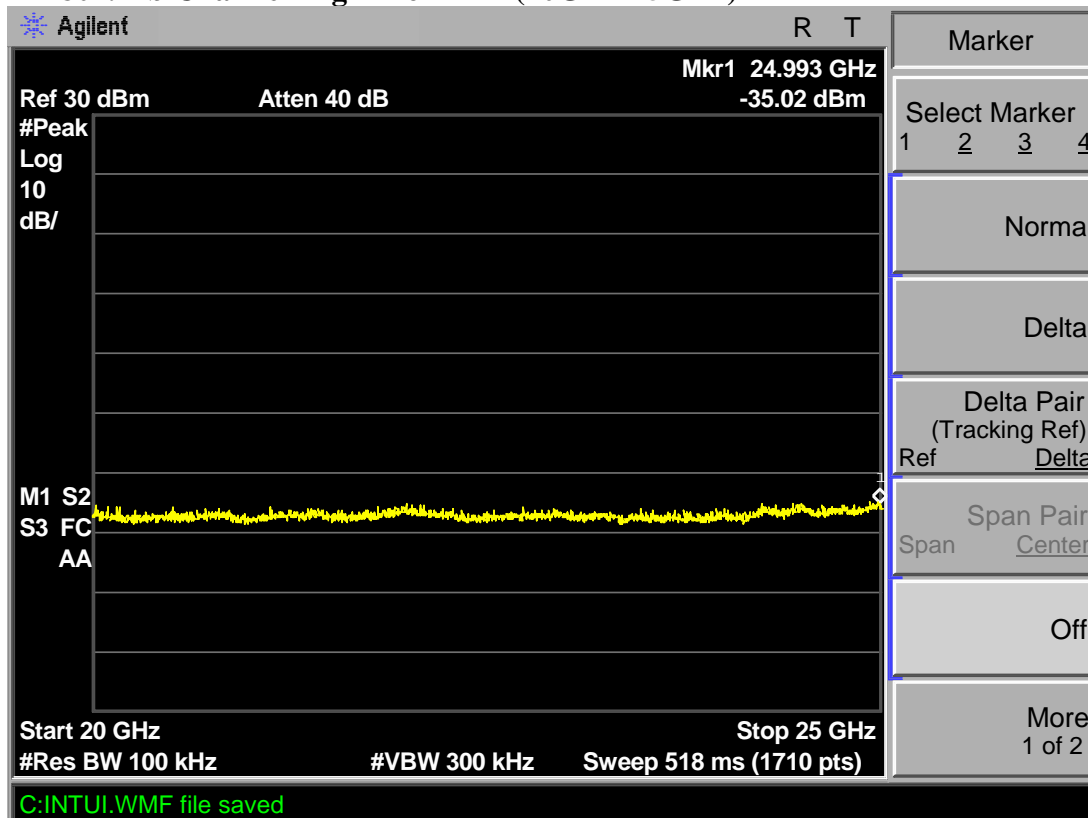
TX 802.11b Channel High 2462MHz (10GHz-15GHz)



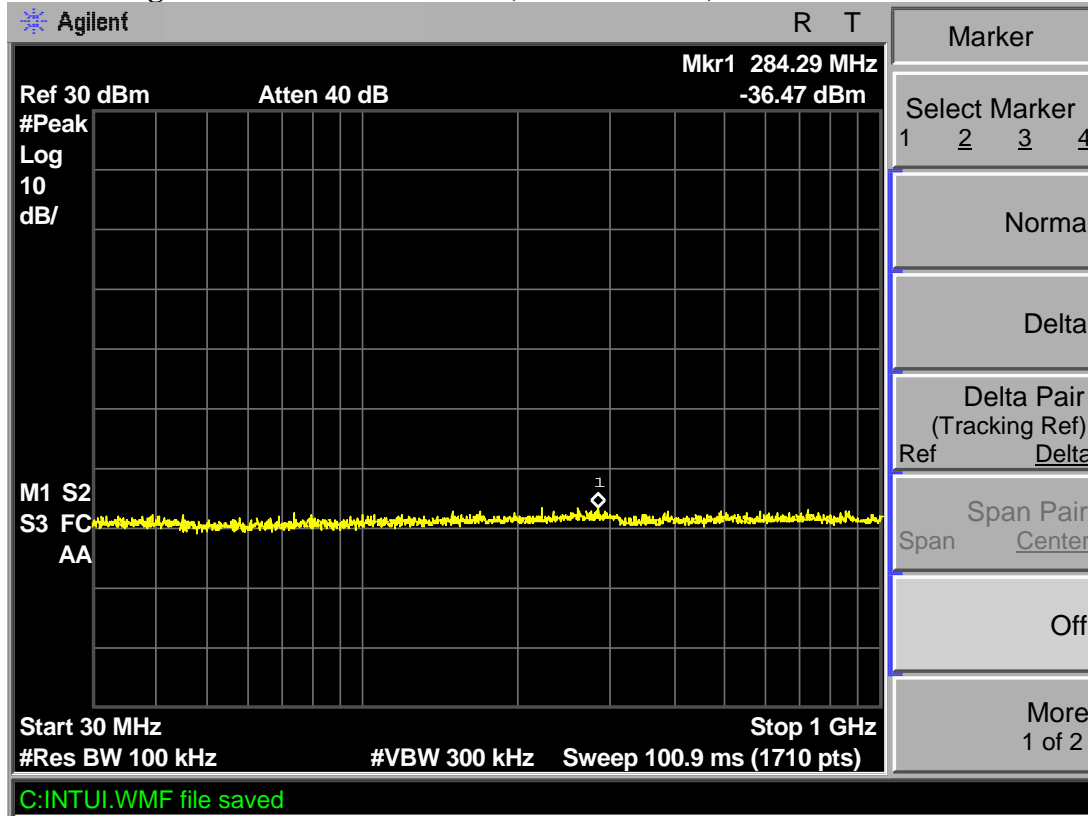
TX 802.11b Channel High 2462MHz (15GHz-20GHz)



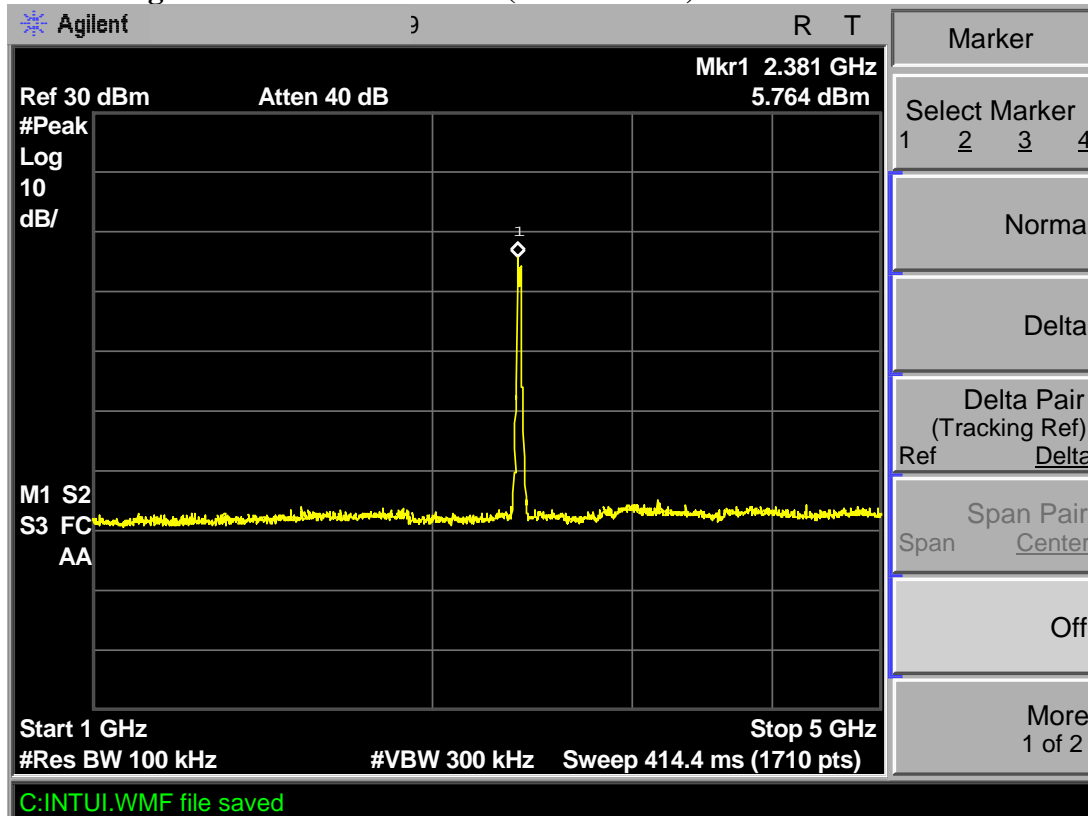
TX 802.11b Channel High 2462MHz (20GHz-25GHz)



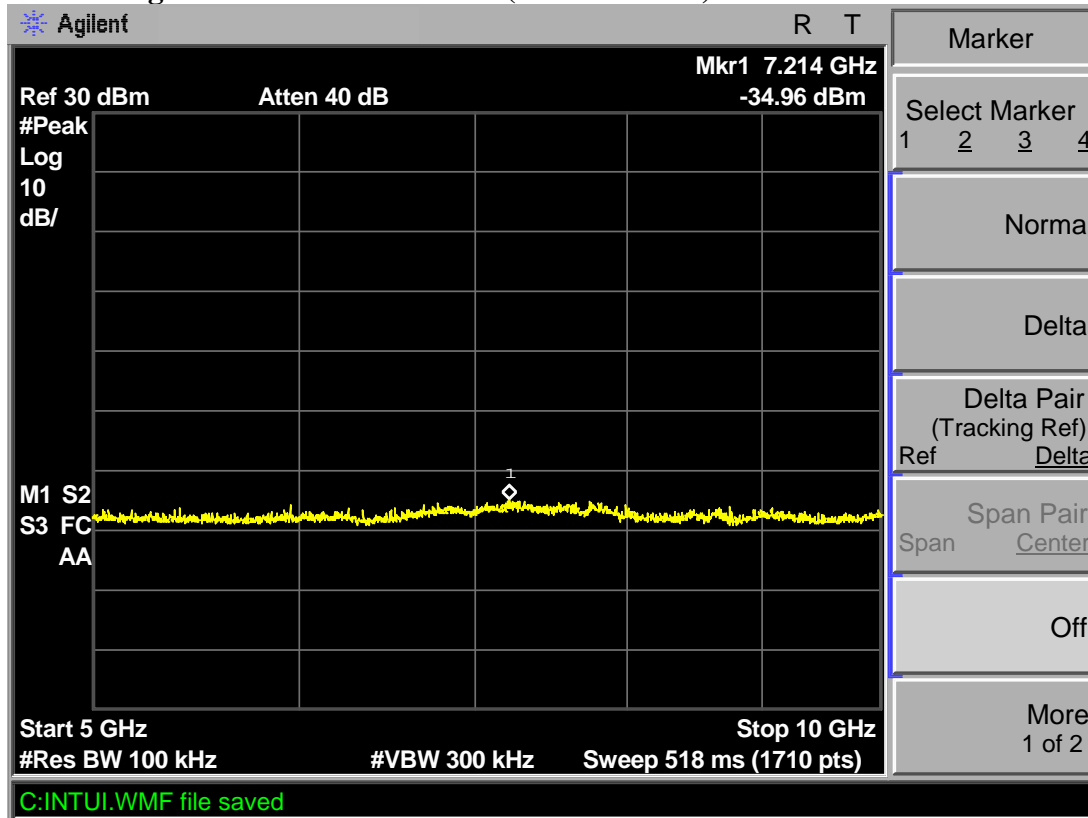
TX 802.11g Channel Low 2412MHz (30MHz-1GHz)



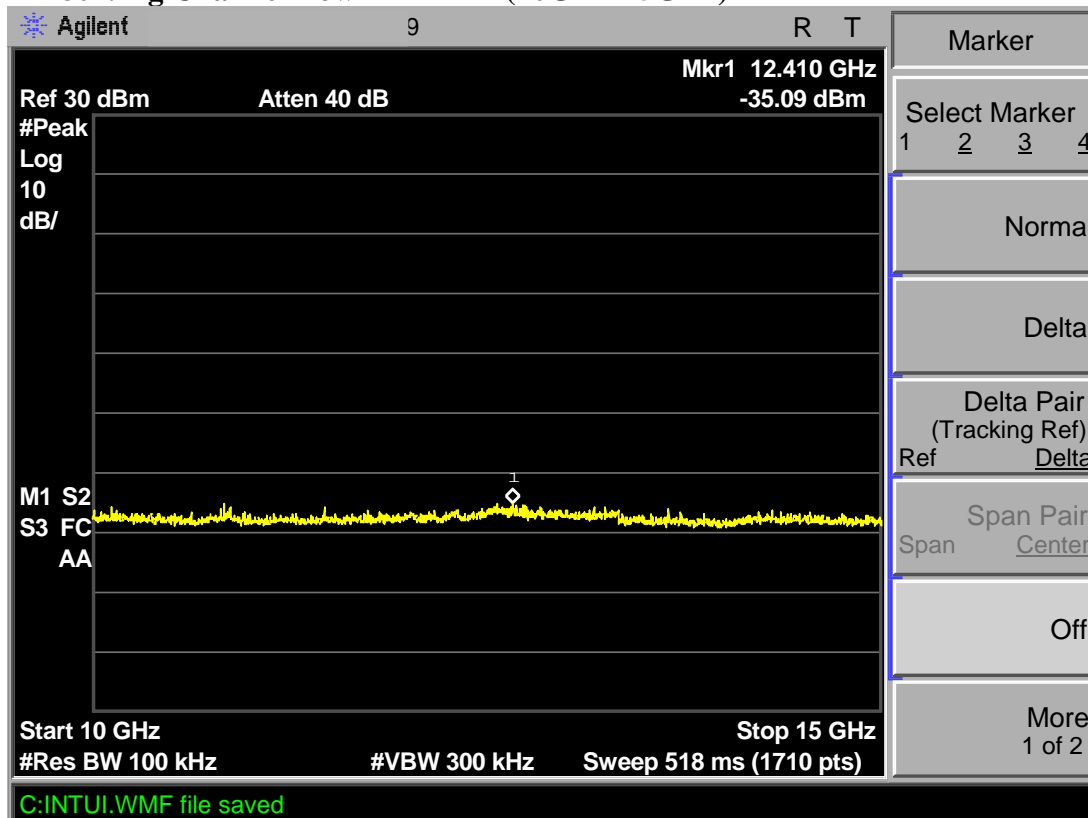
TX 802.11g Channel Low 2412MHz (1GHz-5GHz)



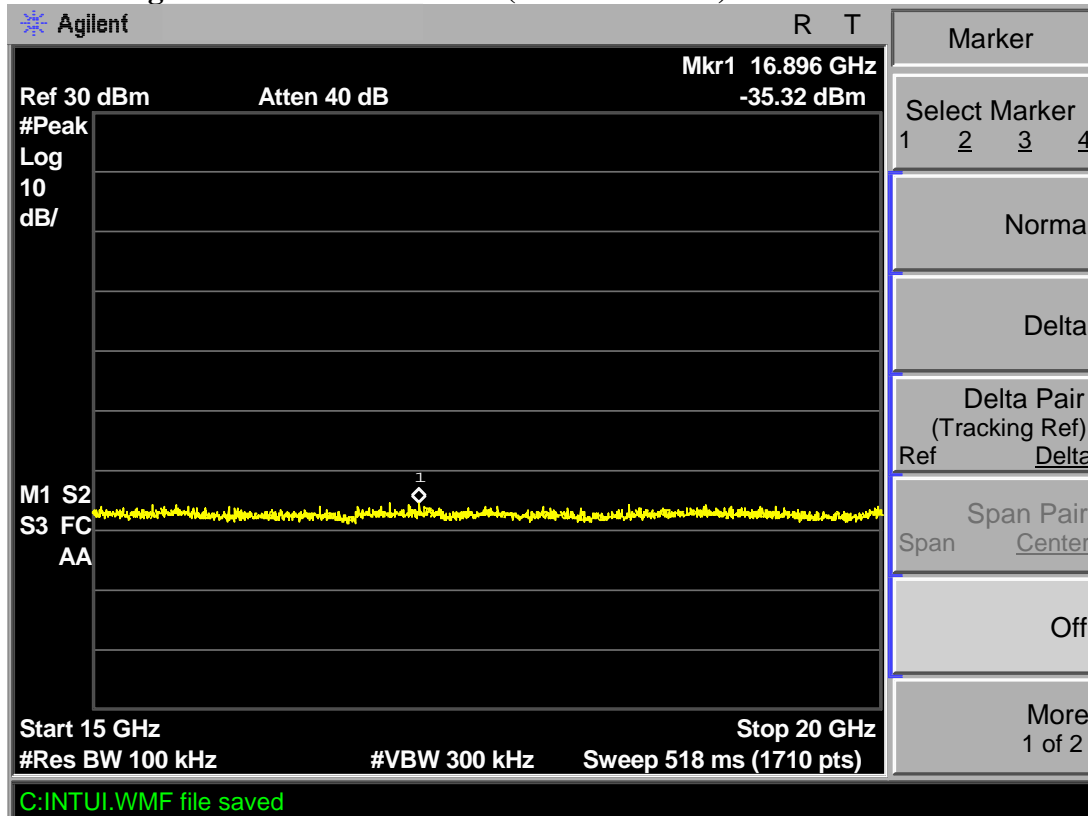
TX 802.11g Channel Low 2412MHz (5GHz-10GHz)



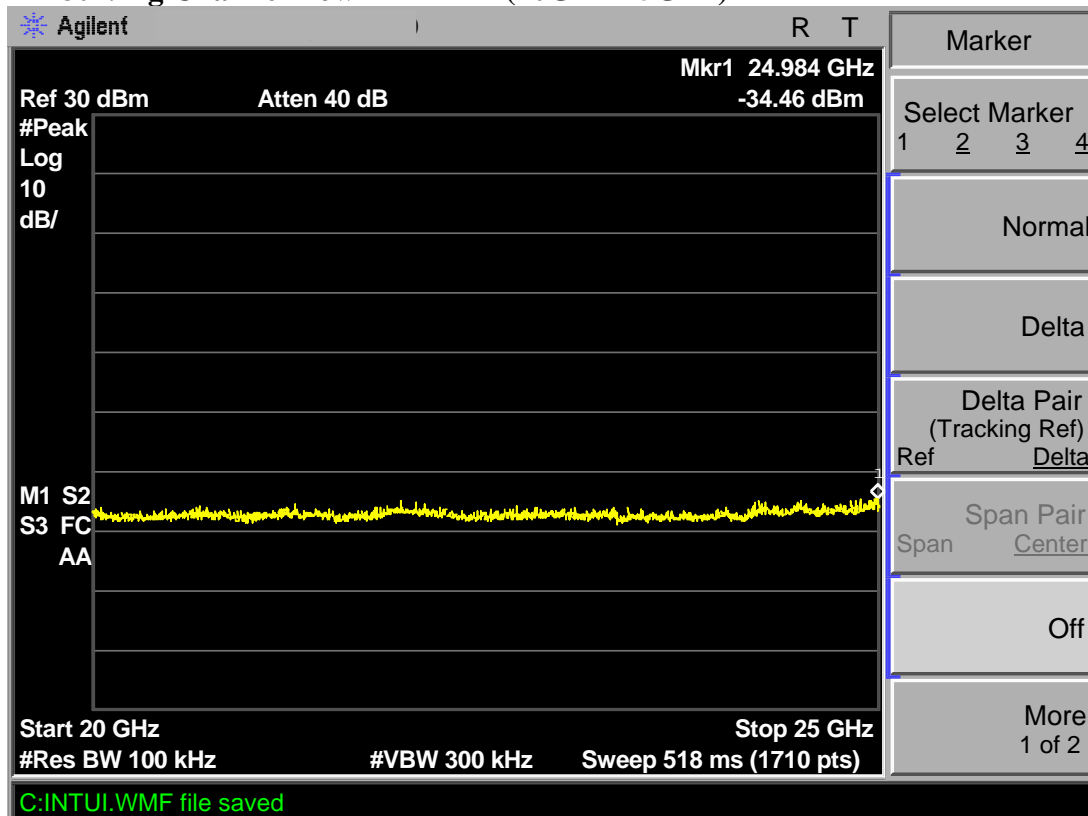
TX 802.11g Channel Low 2412MHz (10GHz-15GHz)



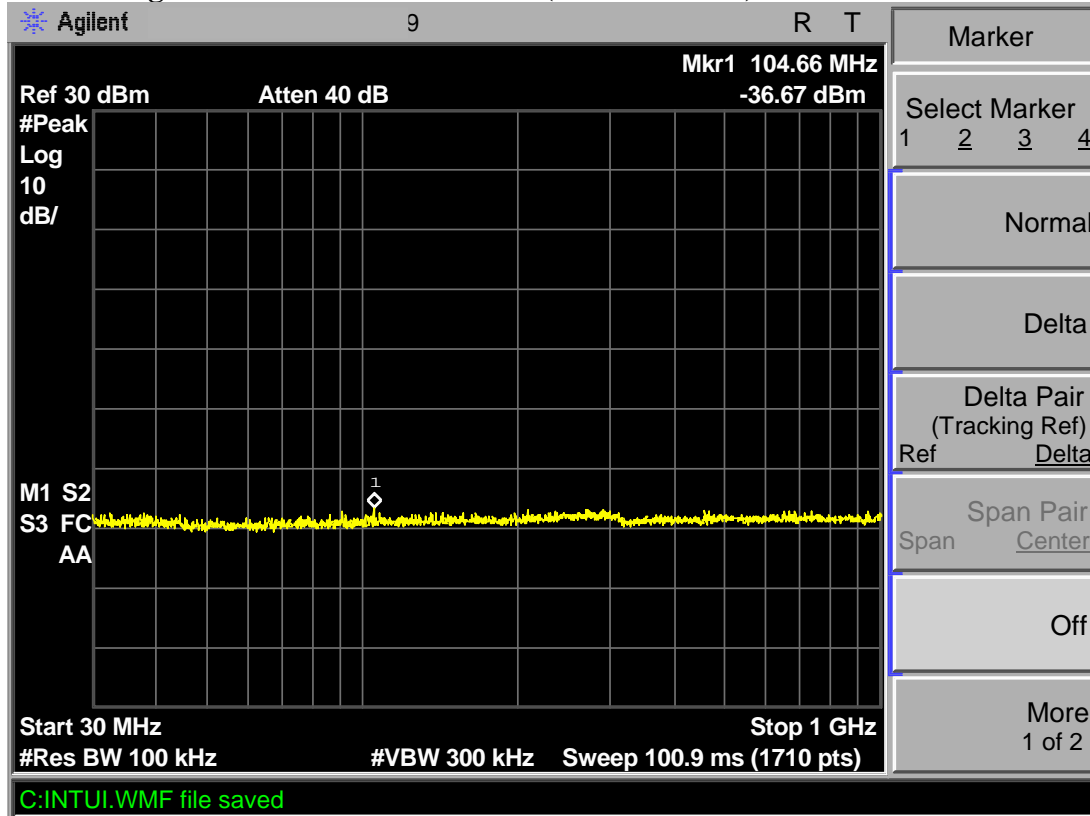
TX 802.11g Channel Low 2412MHz (15GHz-20GHz)



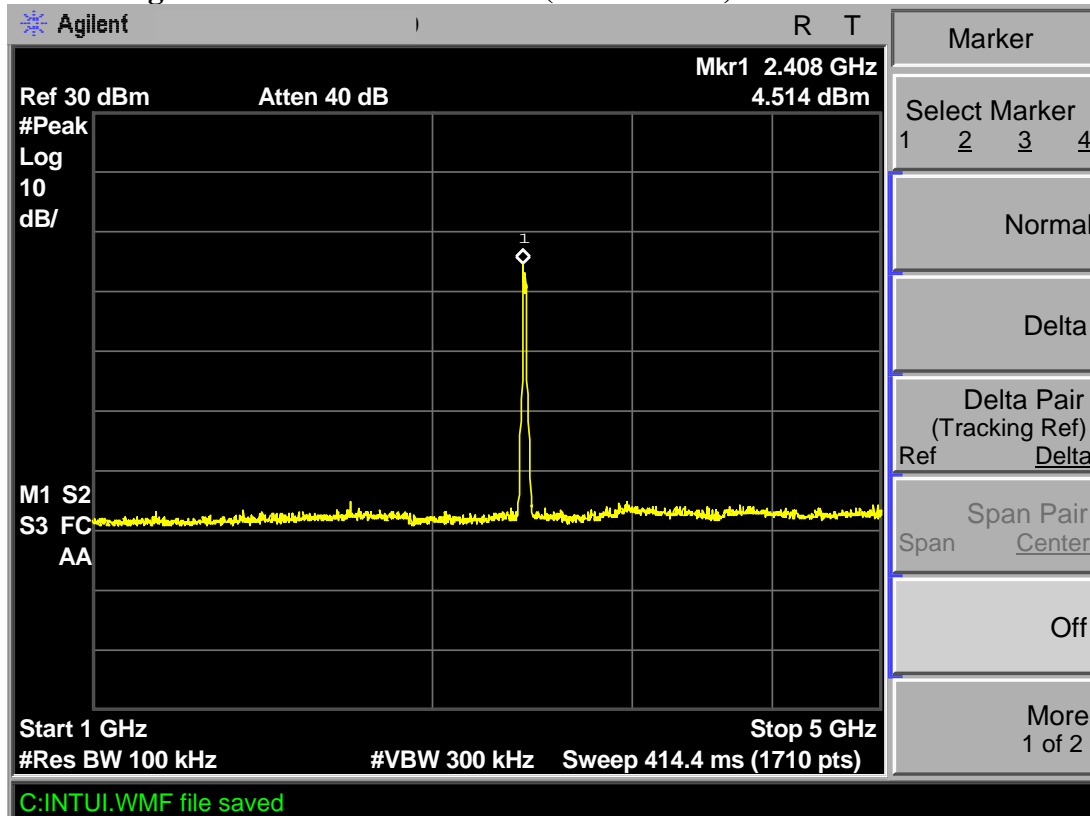
TX 802.11g Channel Low 2412MHz (20GHz-25GHz)



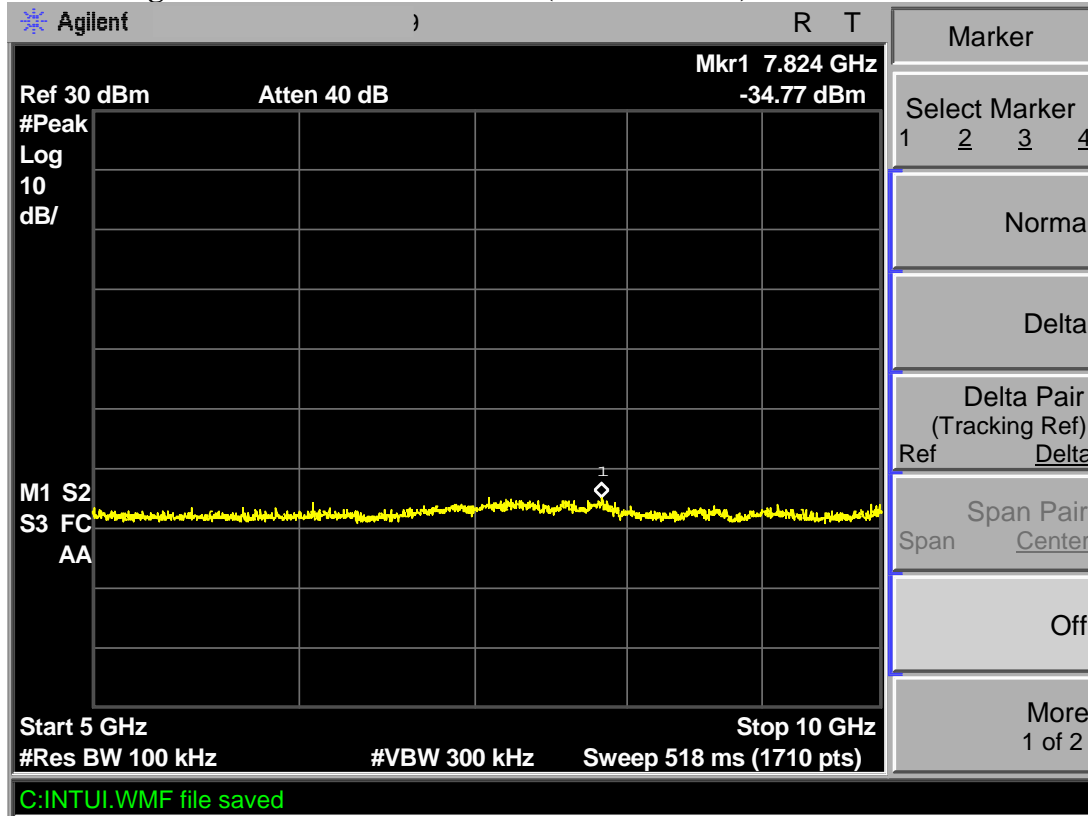
TX 802.11g Channel Middle 2437MHz (30MHz-1GHz)



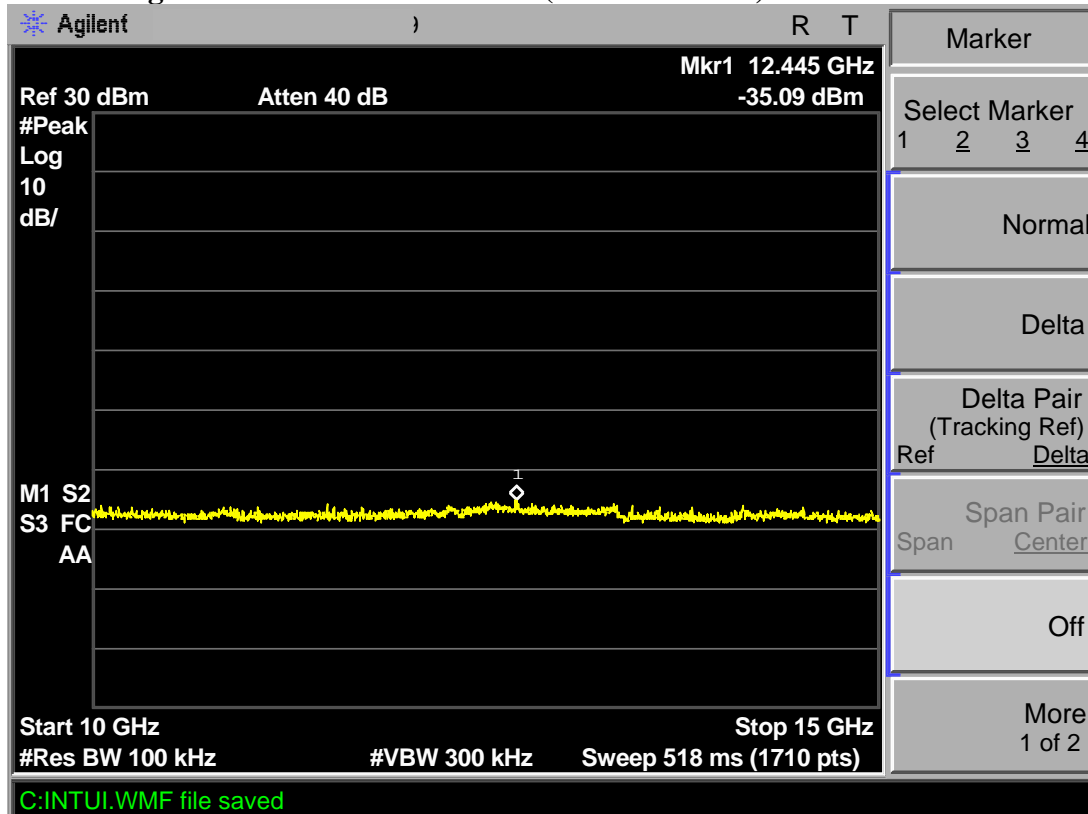
TX 802.11g Channel Middle 2437MHz (1GHz-5GHz)



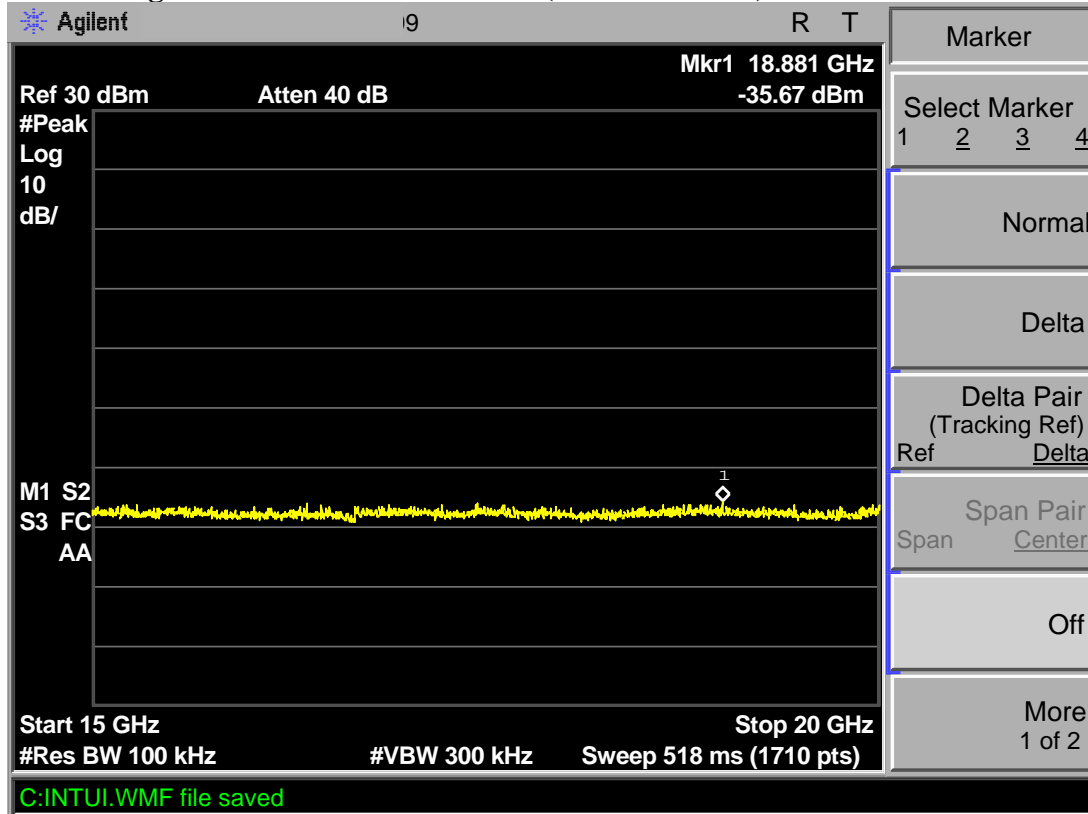
TX 802.11g Channel Middle 2437MHz (5GHz-10GHz)



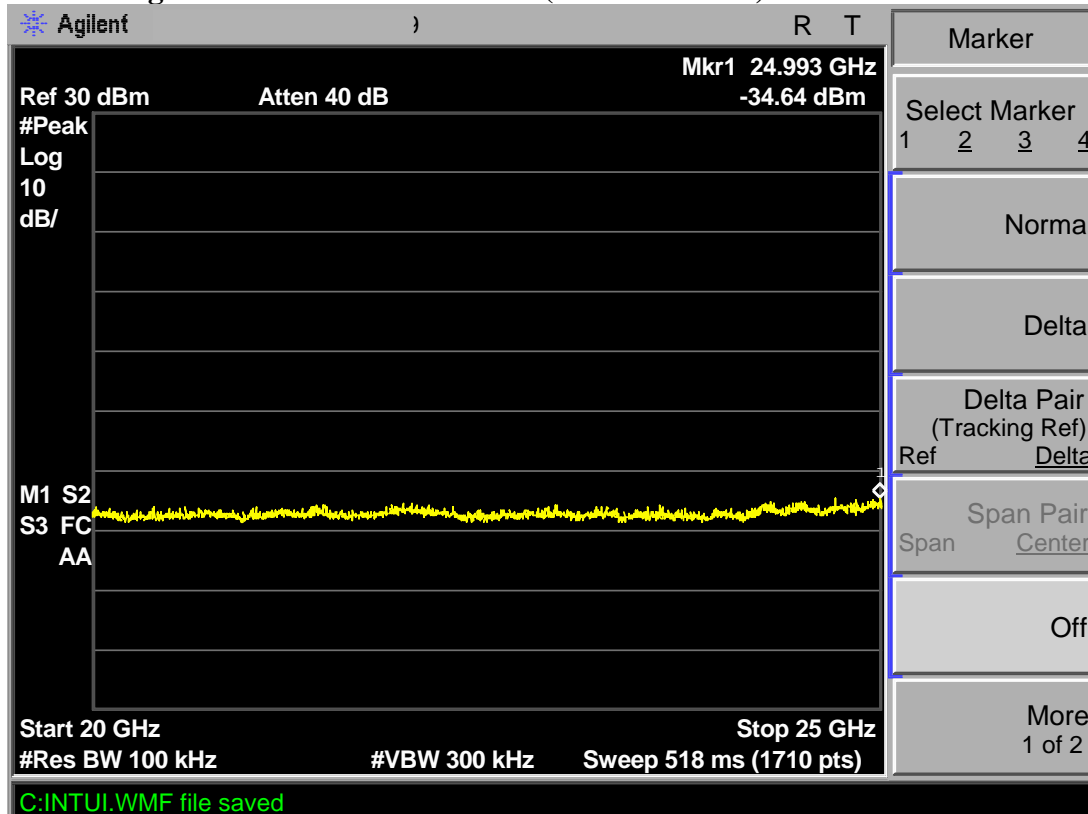
TX 802.11g Channel Middle 2437MHz (10GHz-15GHz)



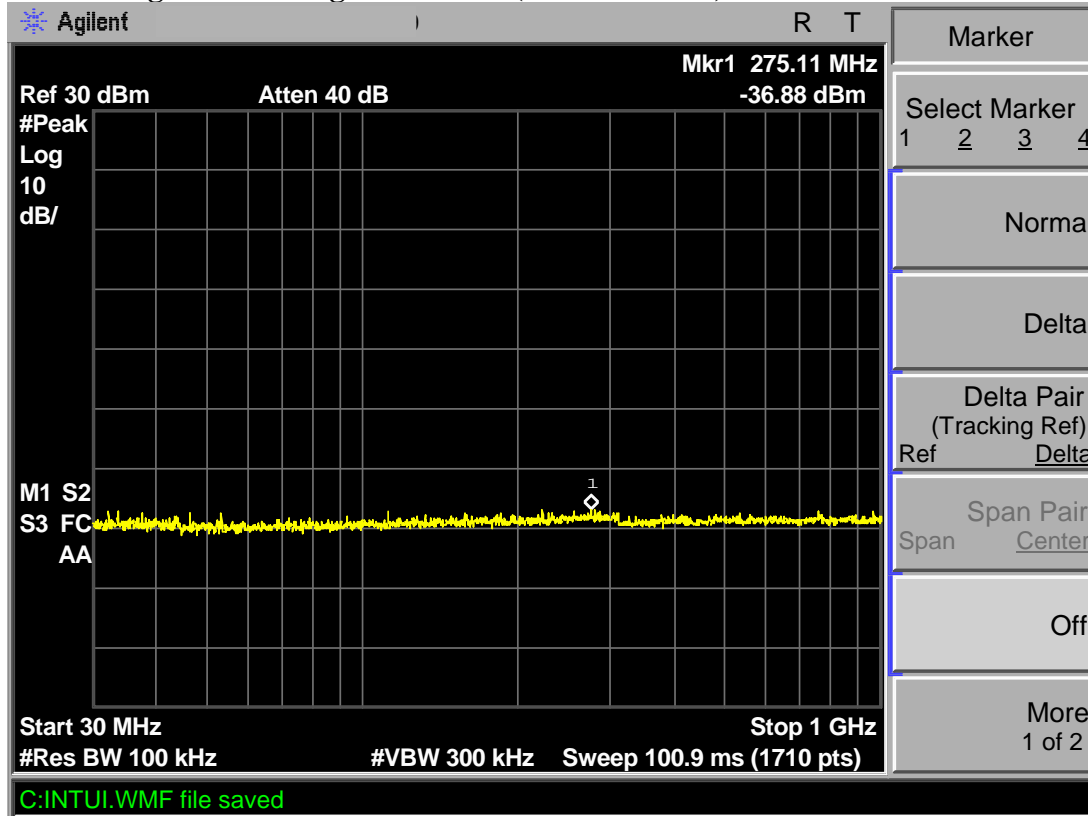
TX 802.11g Channel Middle 2437MHz (15GHz-20GHz)



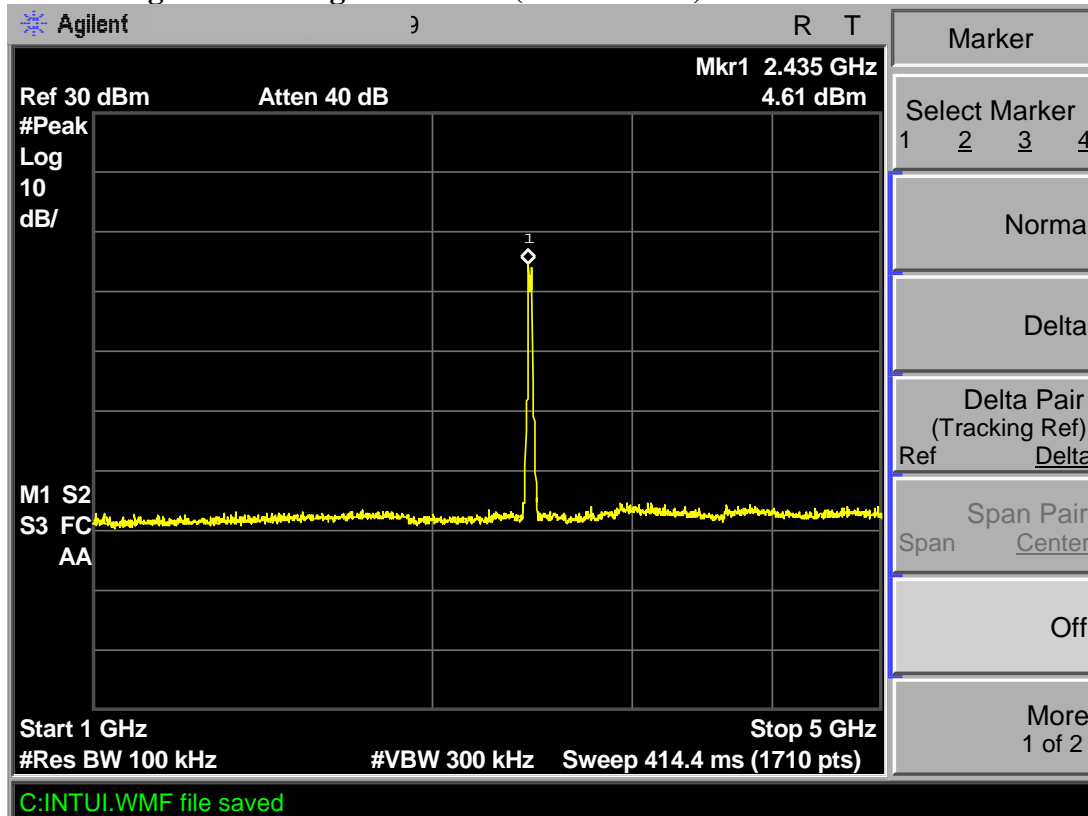
TX 802.11g Channel Middle 2437MHz (20GHz-25GHz)



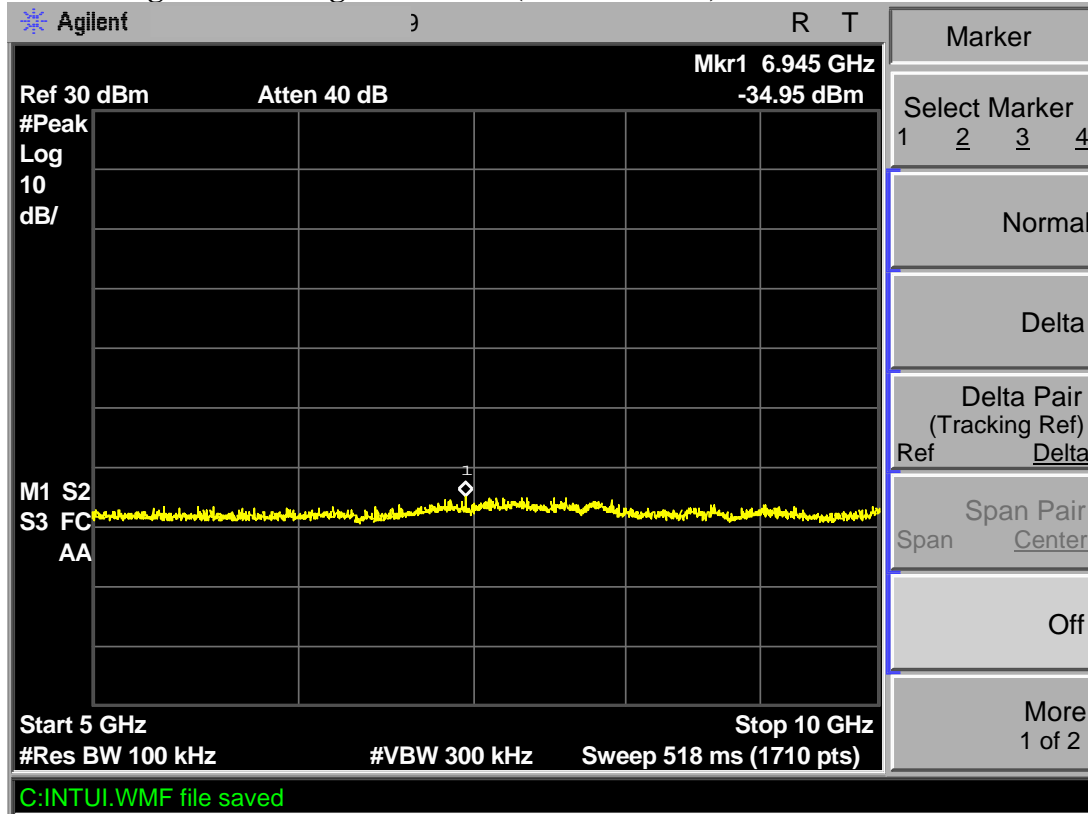
TX 802.11g Channel High 2462MHz (30MHz-1GHz)



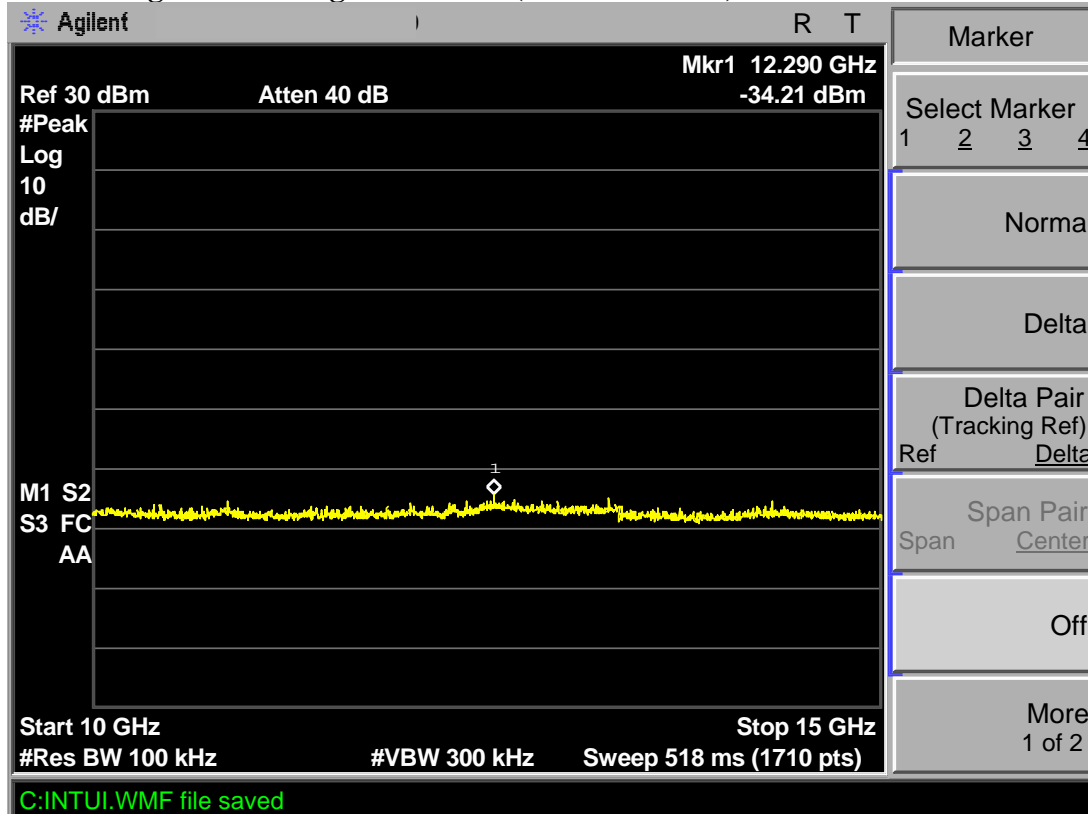
TX 802.11g Channel High 2462MHz (1GHz-5GHz)



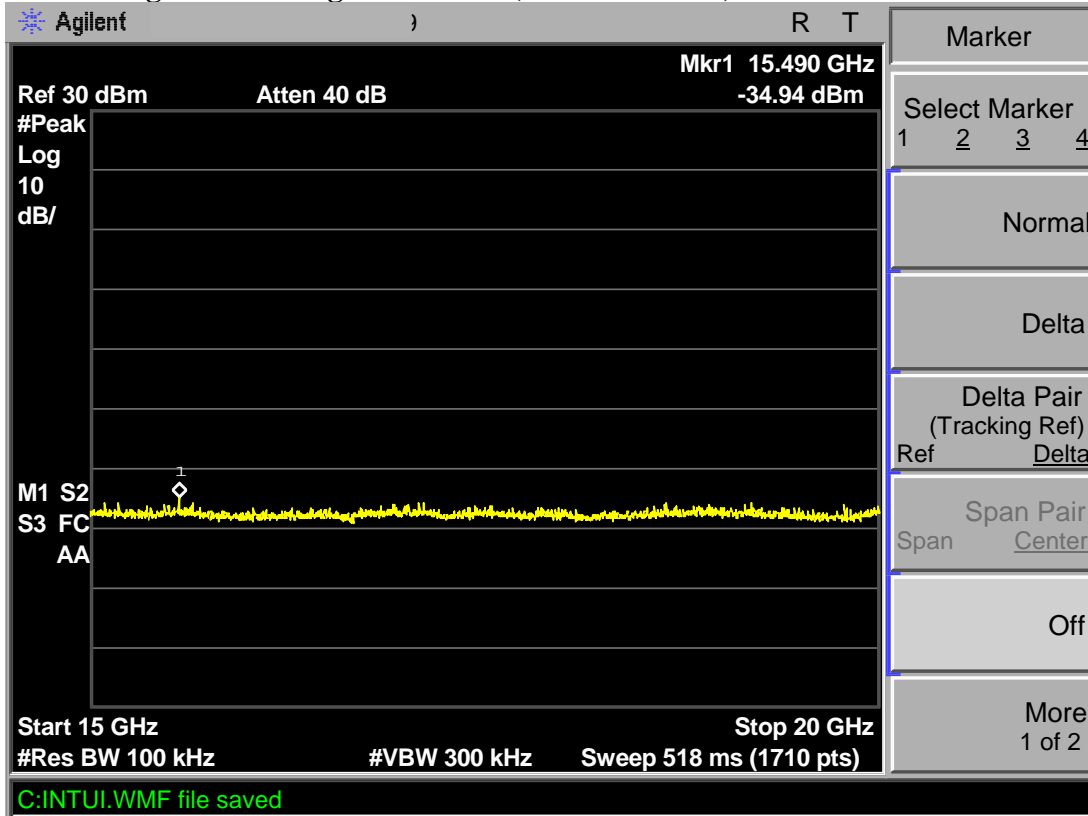
TX 802.11g Channel High 2462MHz (5GHz-10GHz)



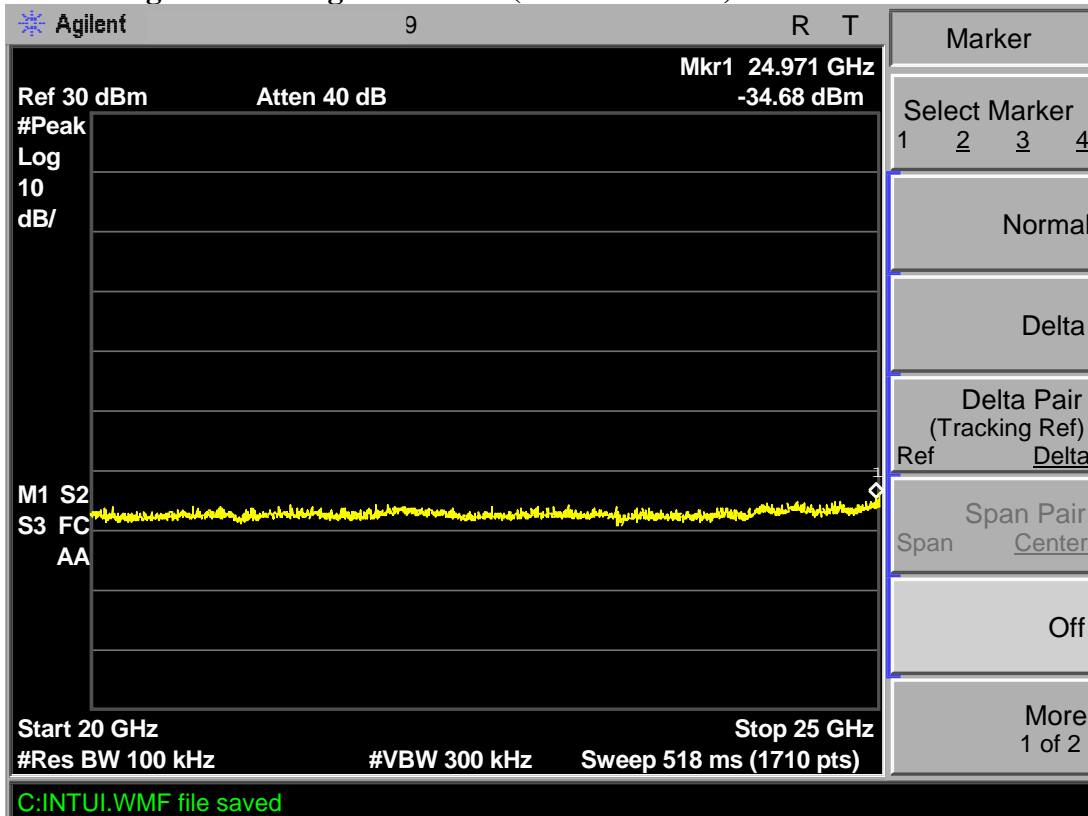
TX 802.11g Channel High 2462MHz (10GHz-15GHz)



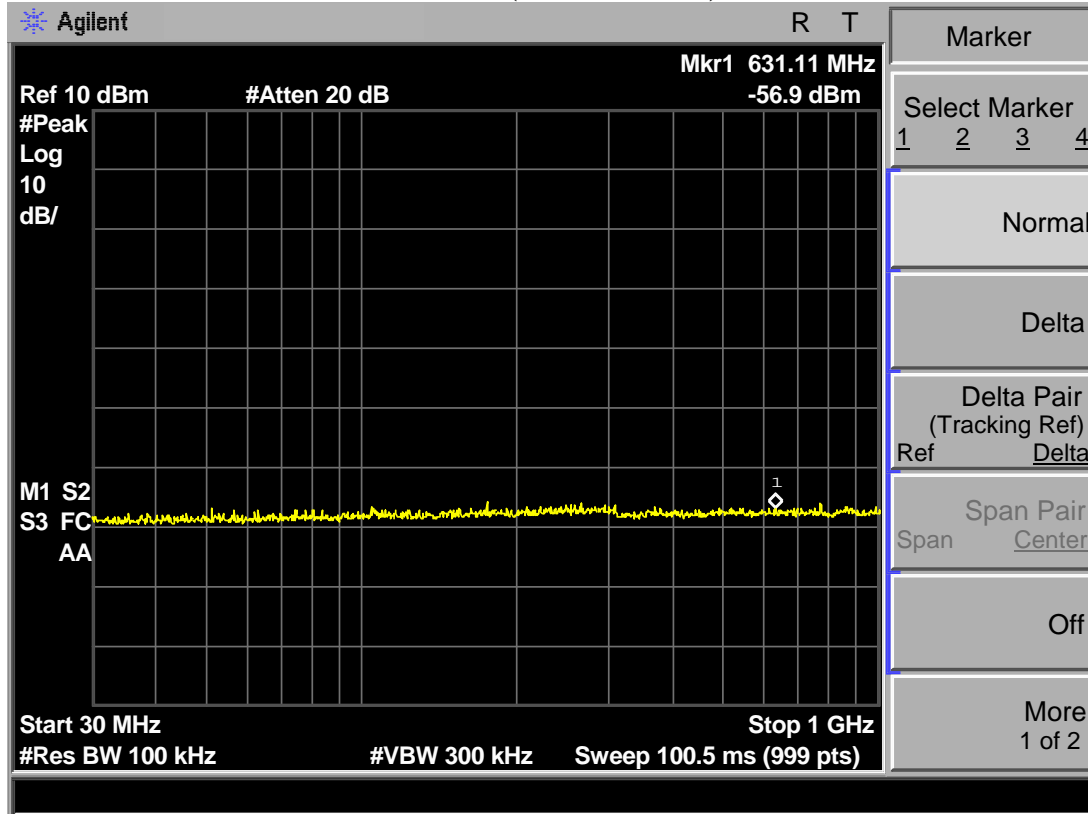
TX 802.11g Channel High 2462MHz (15GHz-20GHz)



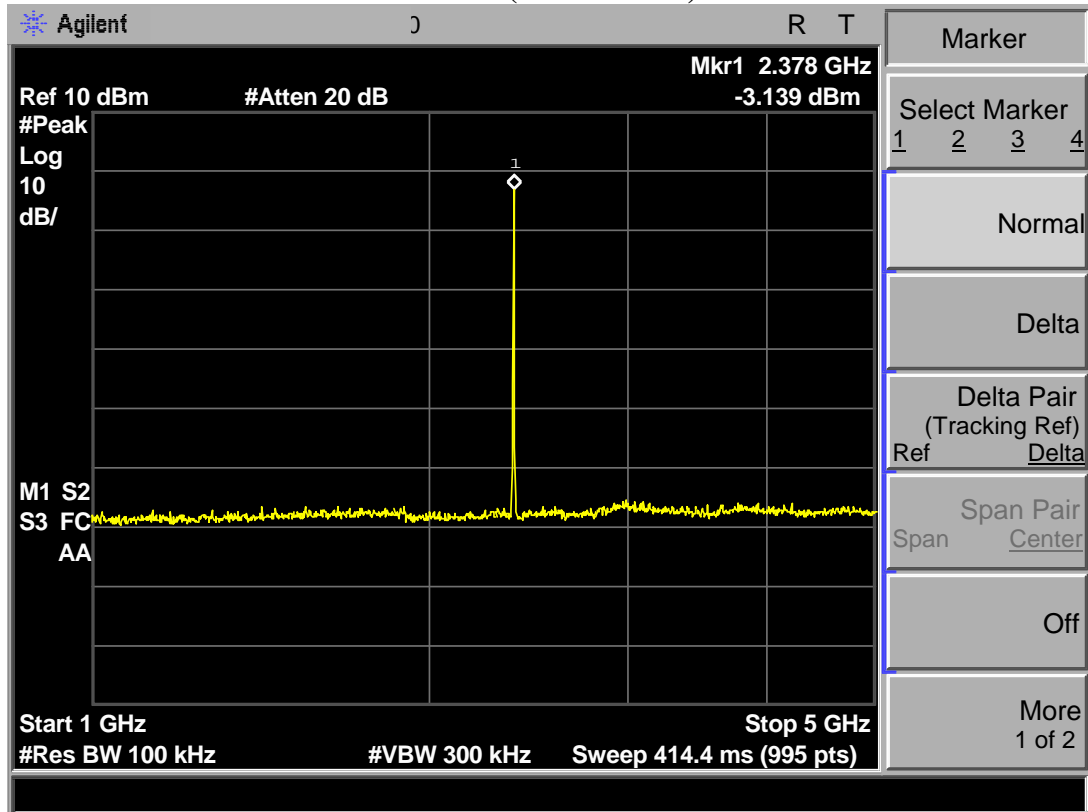
TX 802.11g Channel High 2462MHz (20GHz-25GHz)



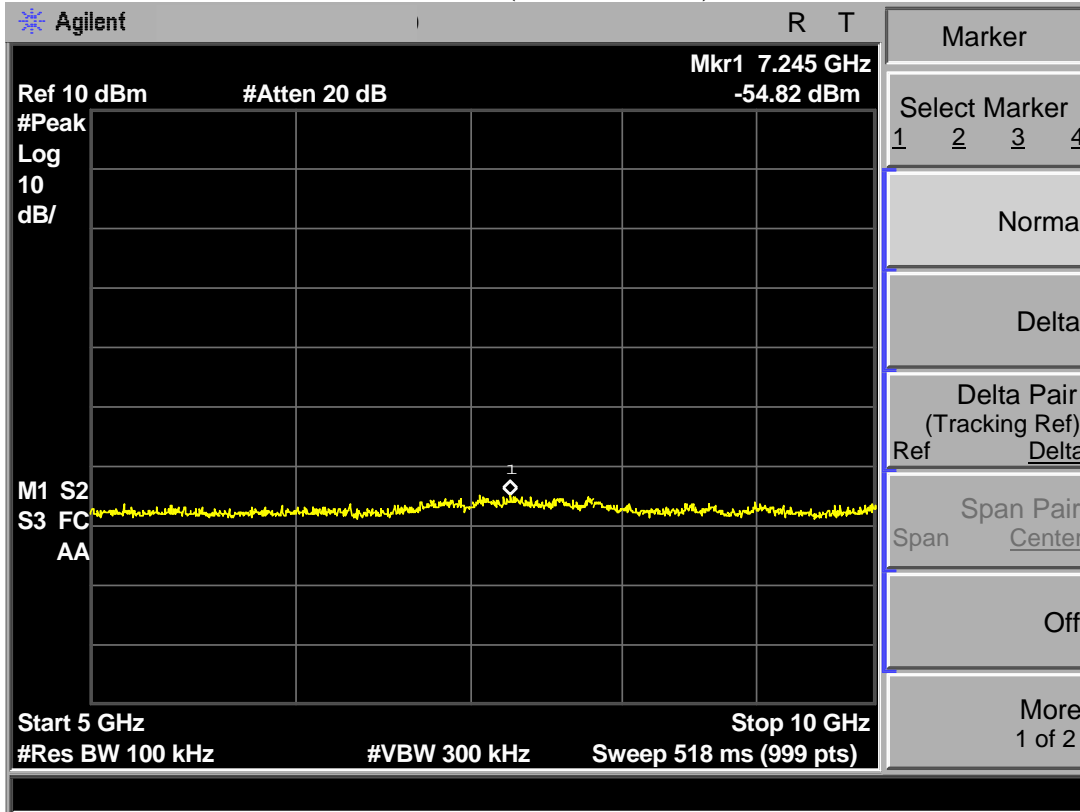
TX 802.11n Channel Low 2412MHz (30MHz-1GHz)



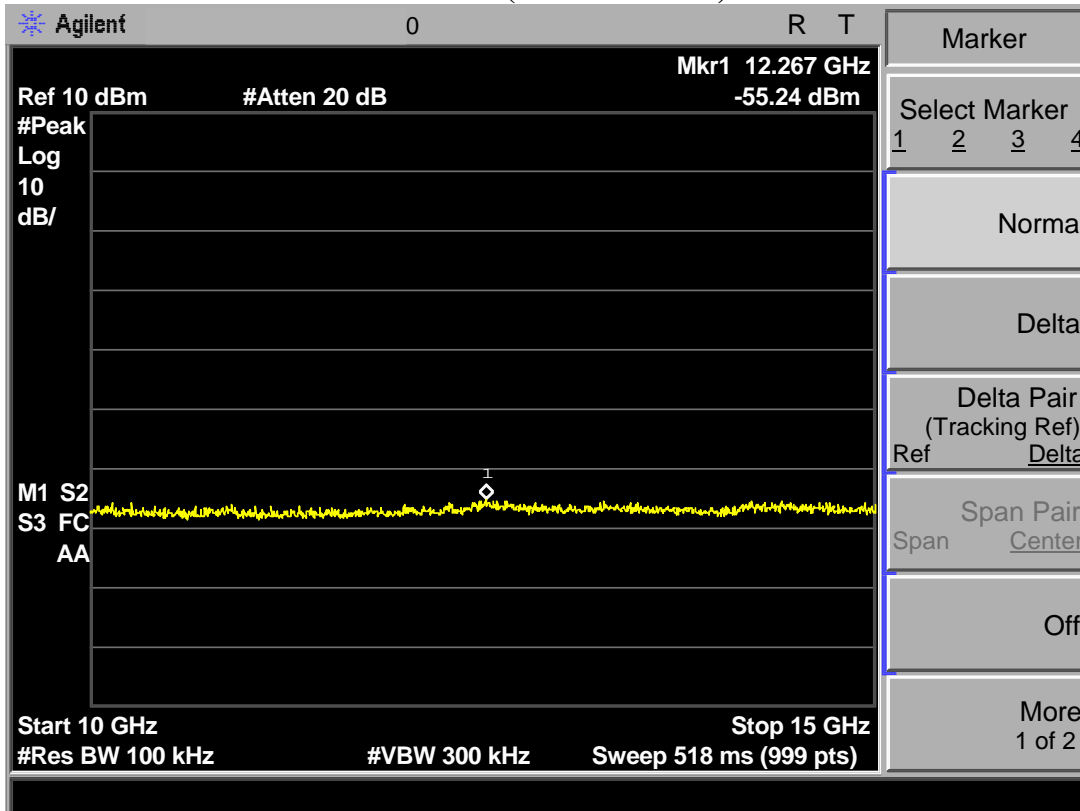
TX 802.11n Channel Low 2412MHz (1GHz-5GHz)



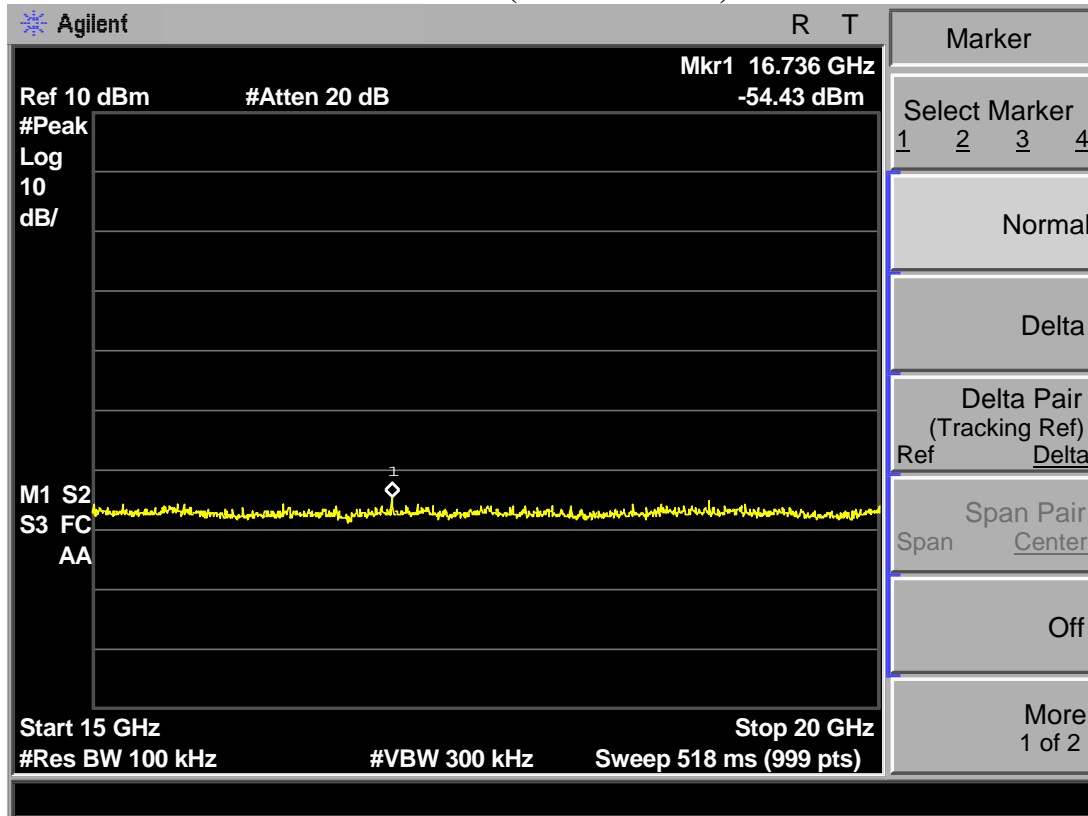
TX 802.11n Channel Low 2412MHz (5GHz-10GHz)



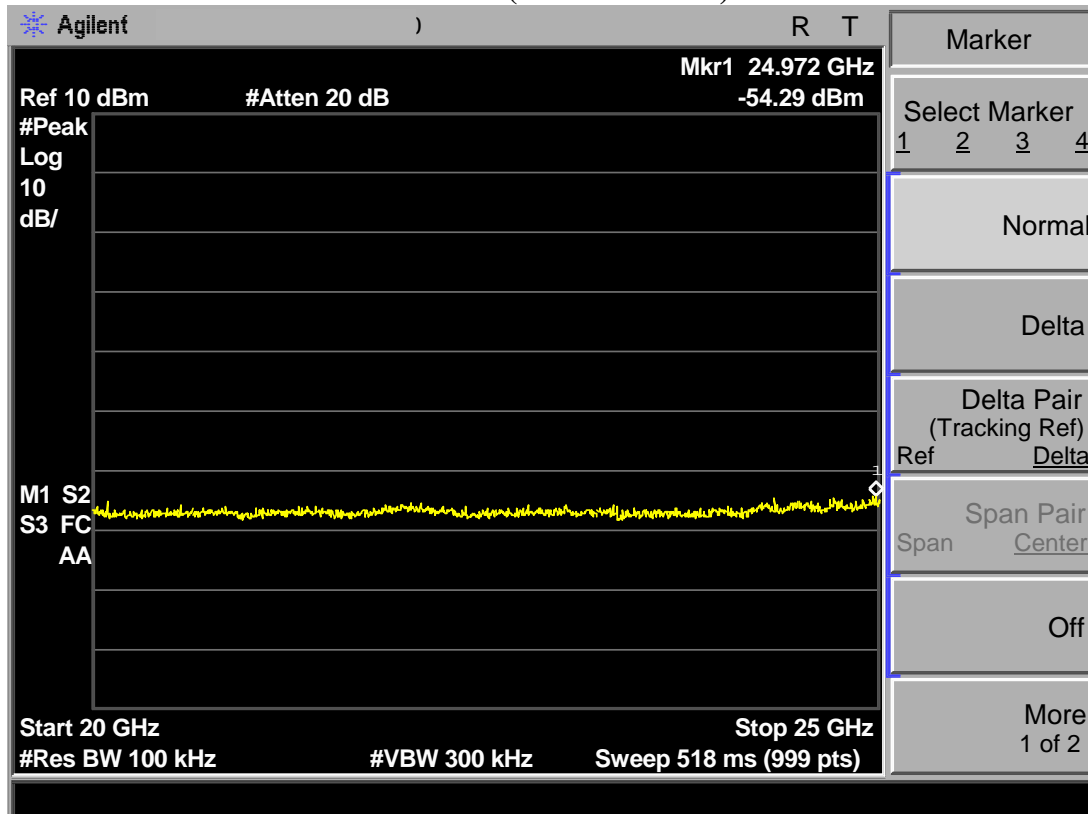
TX 802.11n Channel Low 2412MHz (10GHz-15GHz)



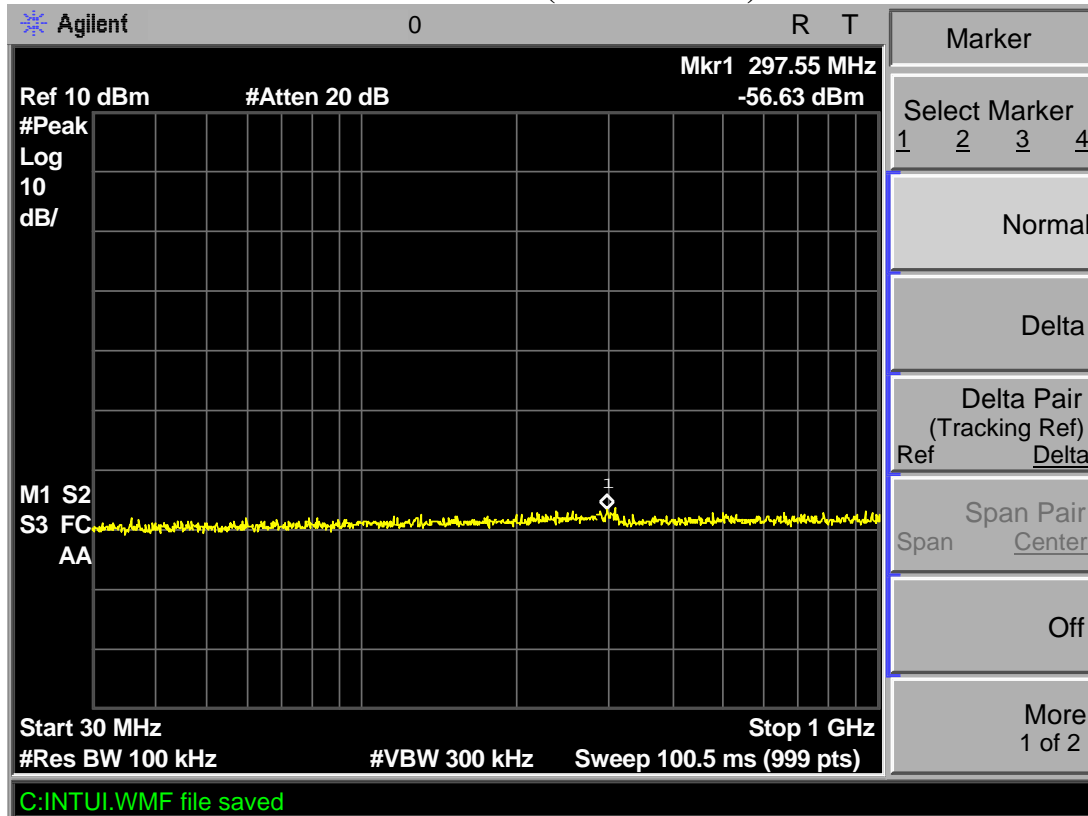
TX 802.11n Channel Low 2412MHz (15GHz-20GHz)



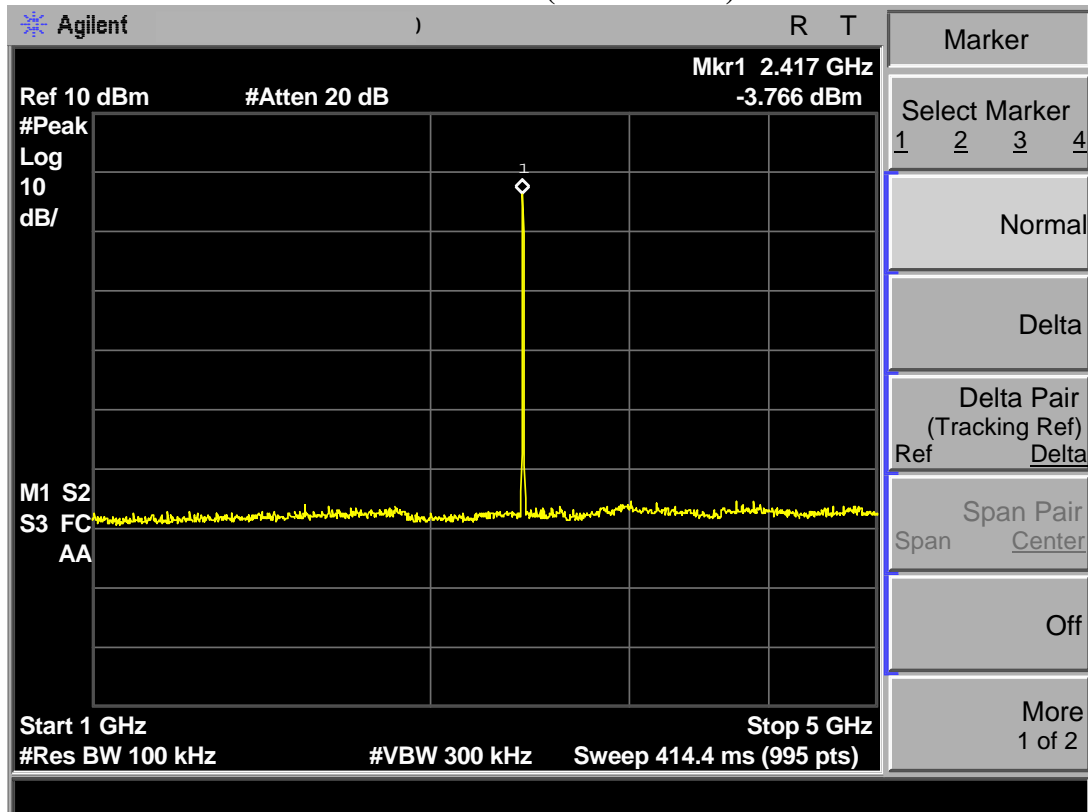
TX 802.11n Channel Low 2412MHz (20GHz-25GHz)



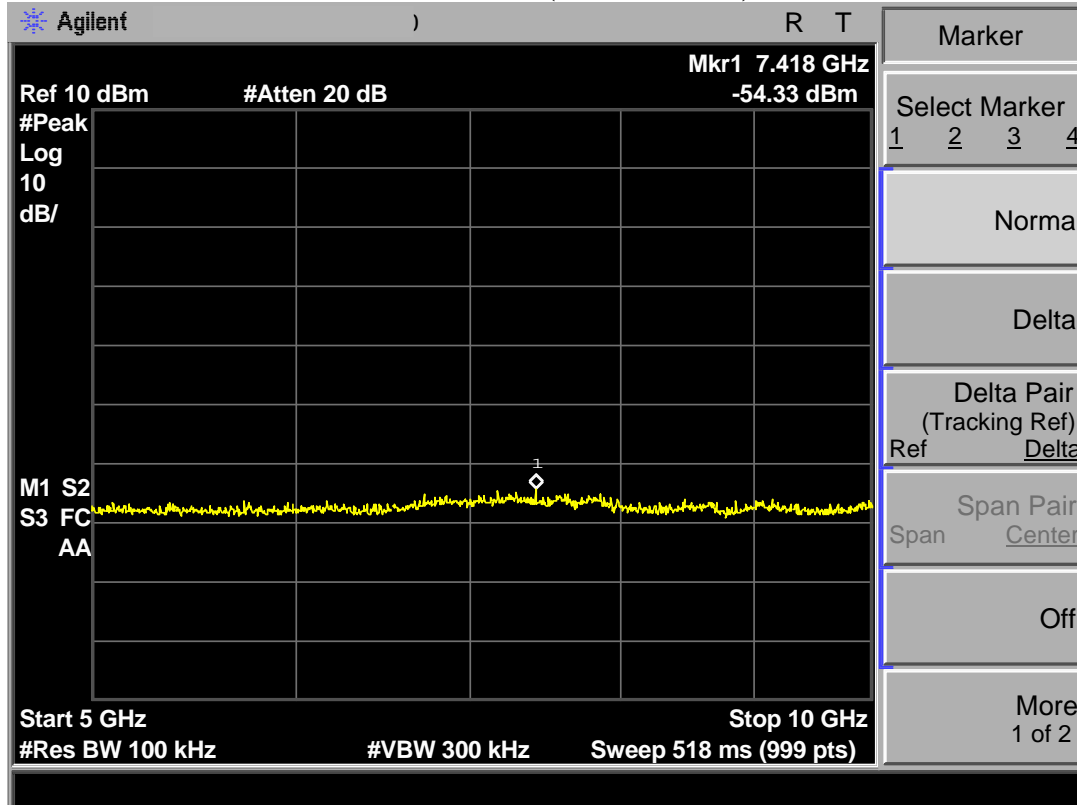
TX 802.11n Channel Middle 2437MHz (30MHz-1GHz)



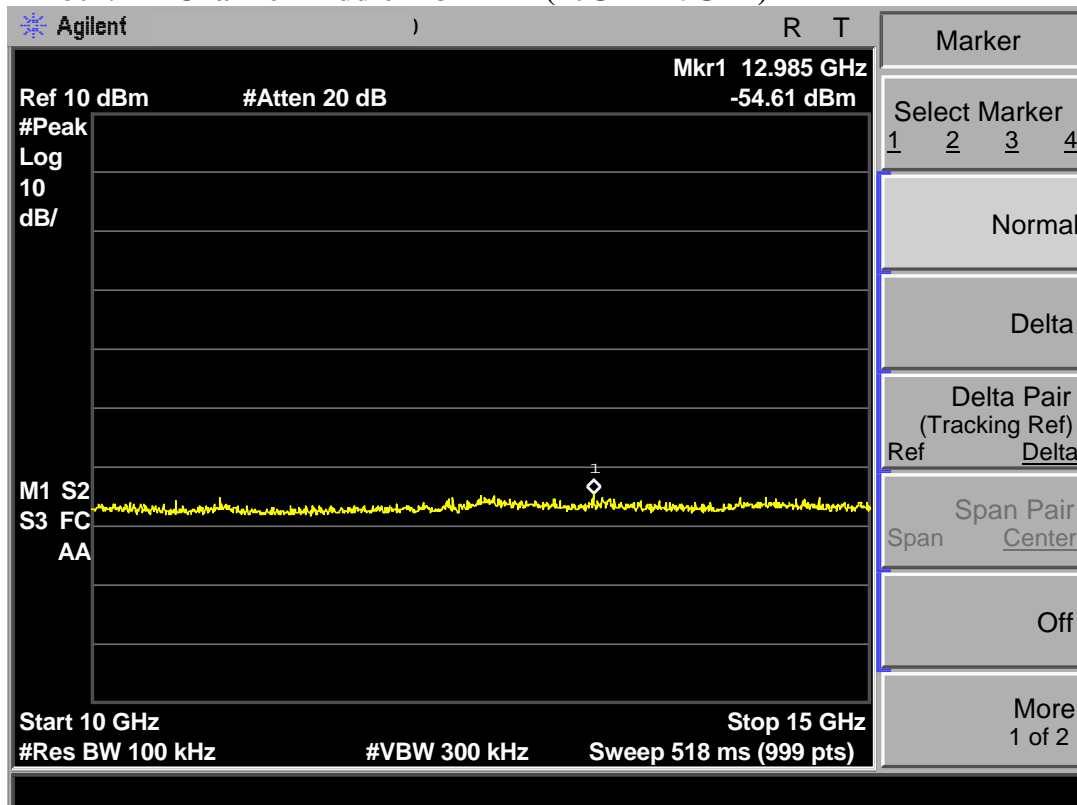
TX 802.11n Channel Middle 2437MHz (1GHz-5GHz)



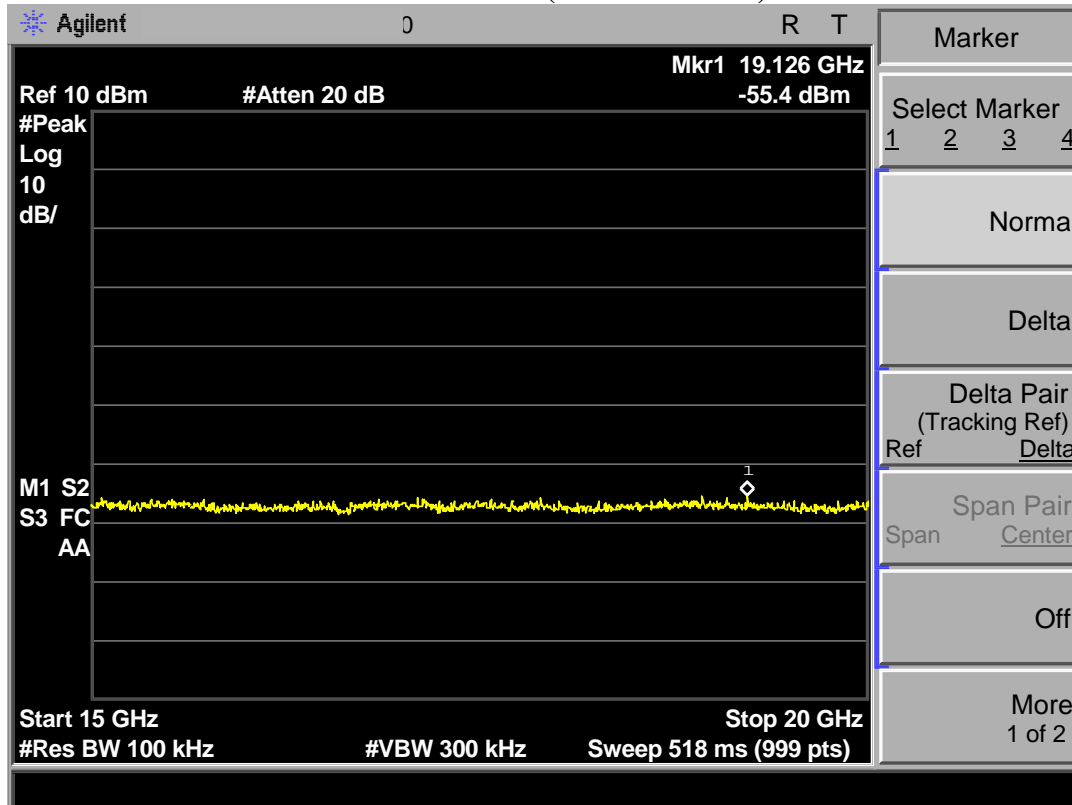
TX 802.11n Channel Middle 2437MHz (5GHz-10GHz)



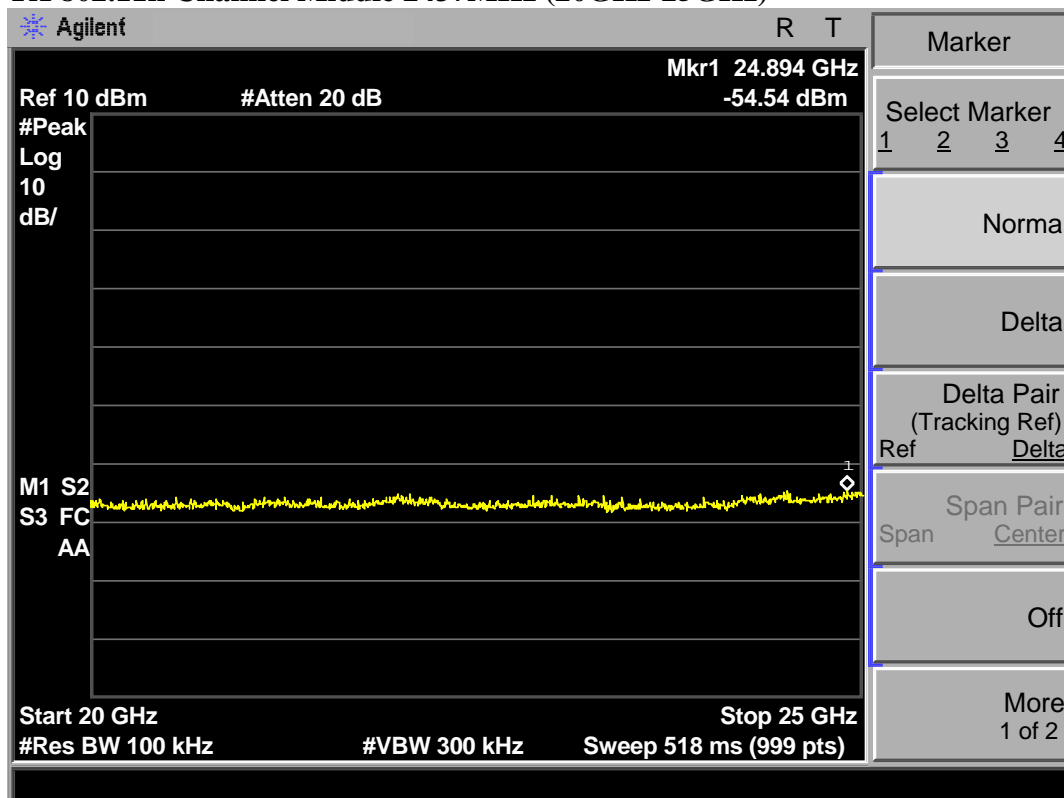
TX 802.11n Channel Middle 2437MHz (10GHz-15GHz)



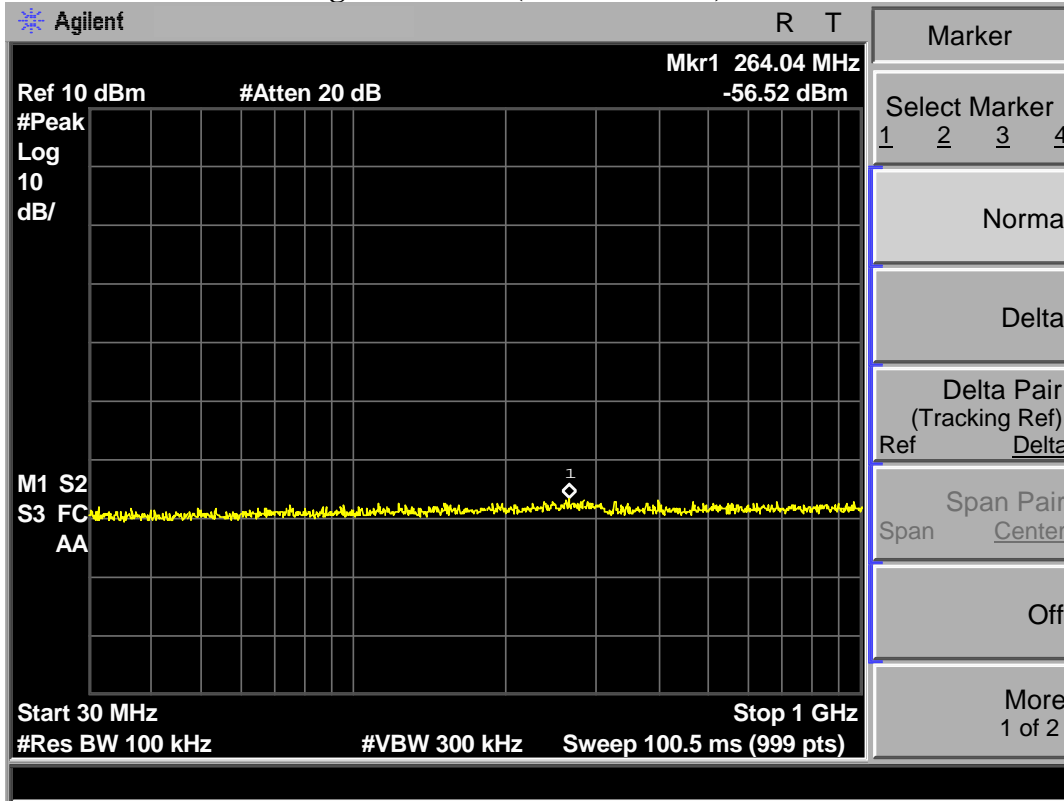
TX 802.11n Channel Middle 2437MHz (15GHz-20GHz)



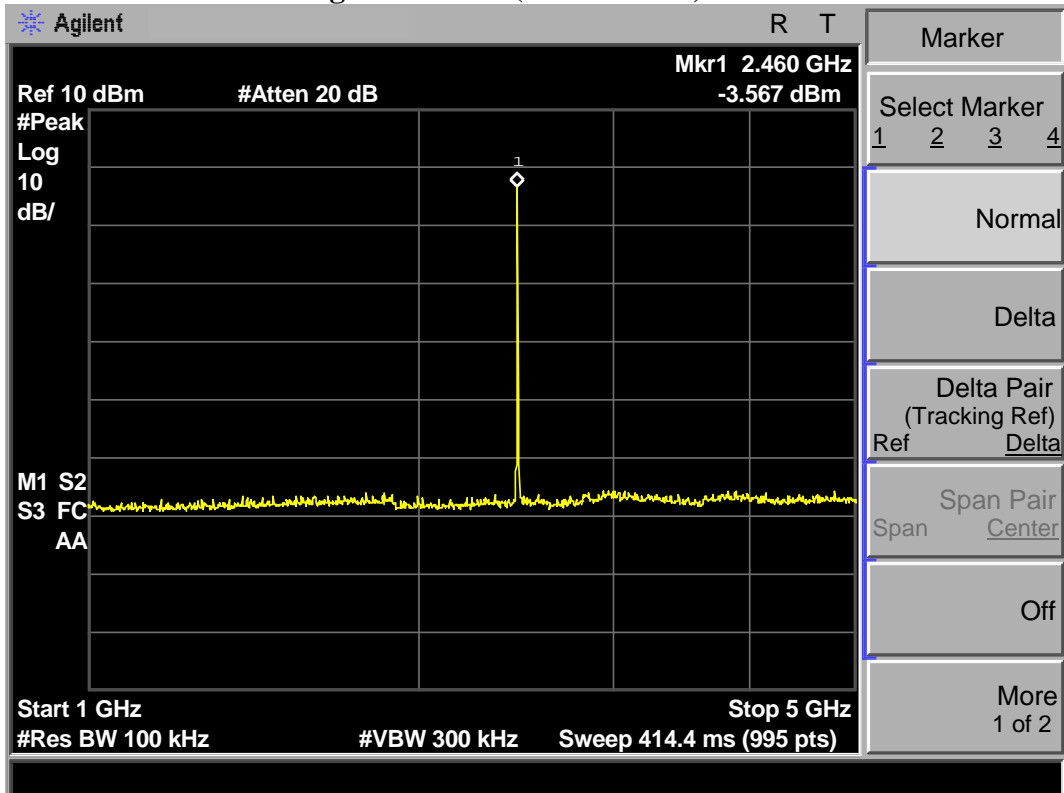
TX 802.11n Channel Middle 2437MHz (20GHz-25GHz)



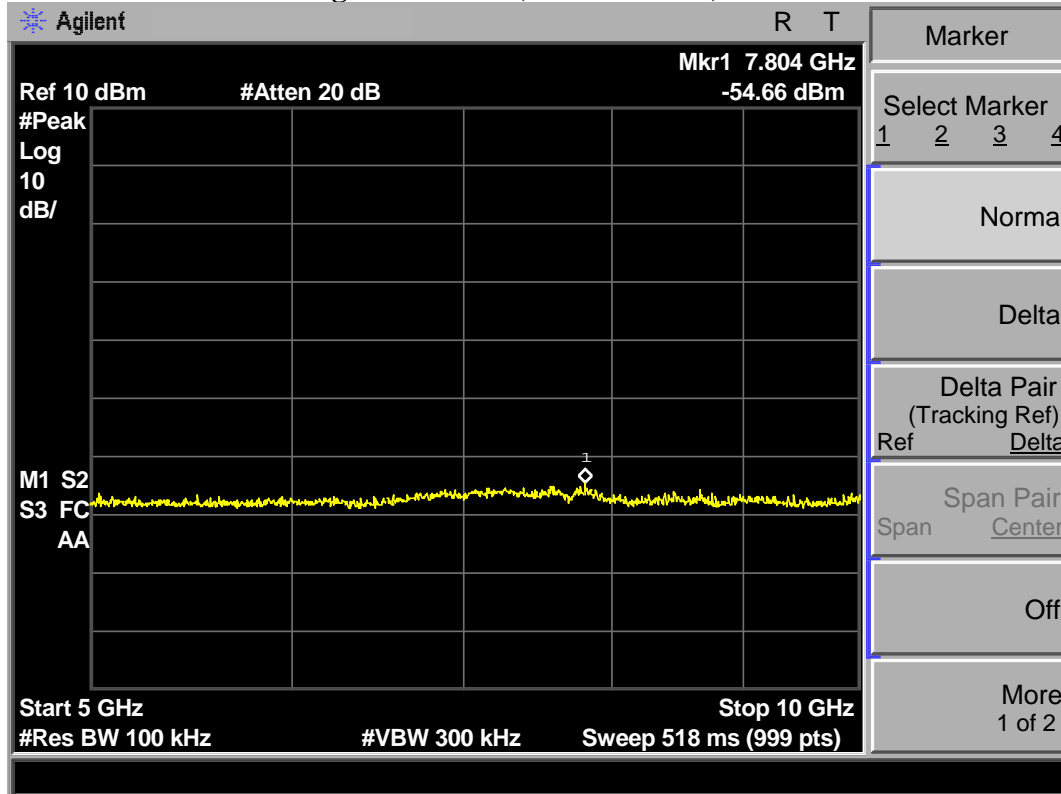
TX 802.11n Channel High 2462MHz (30MHz-1GHz)



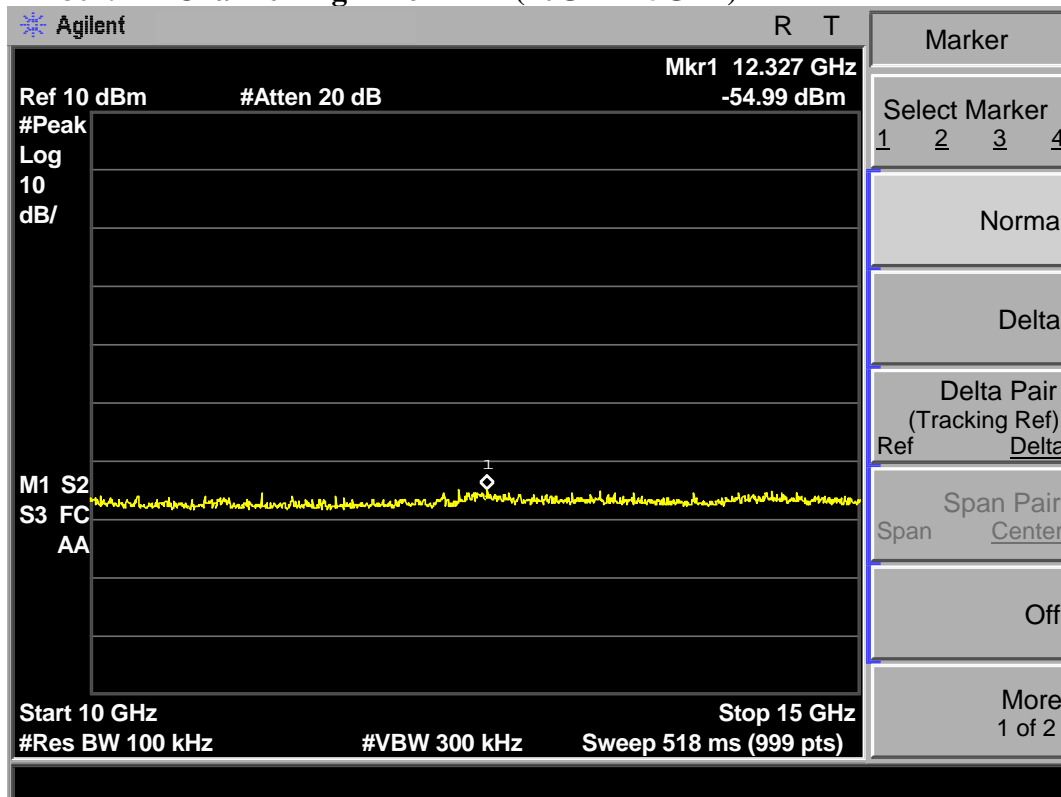
TX 802.11n Channel High 2462MHz (1GHz-5GHz)



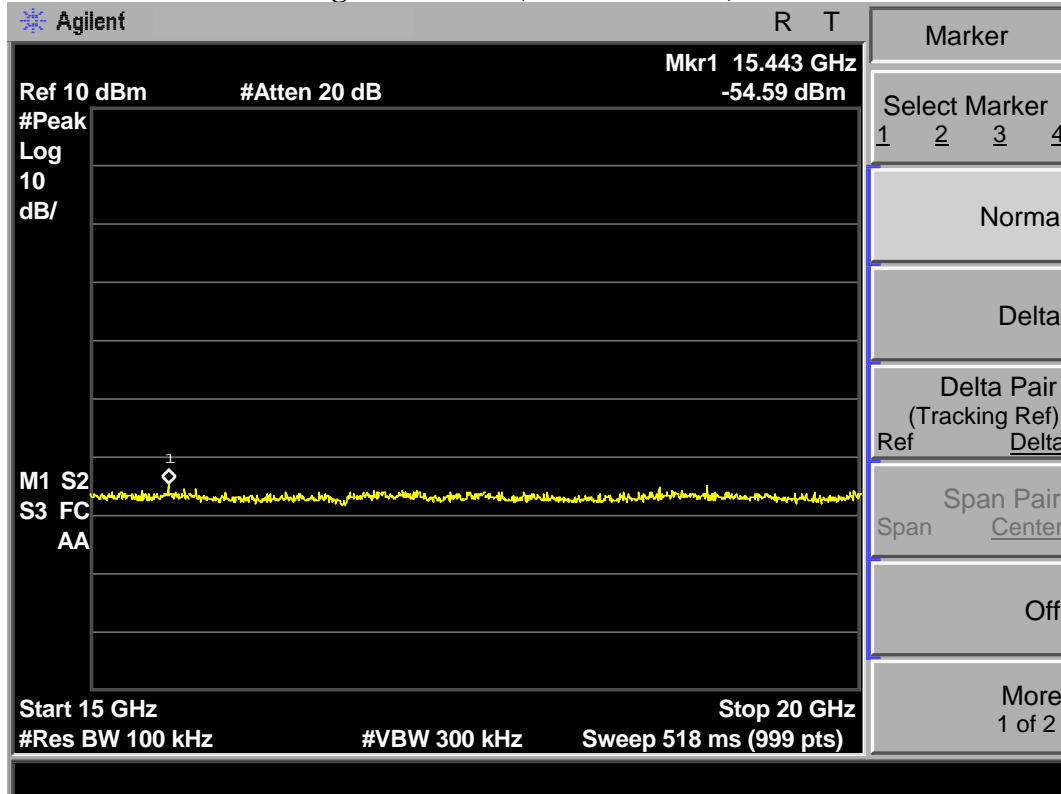
TX 802.11n Channel High 2462MHz (5GHz-10GHz)



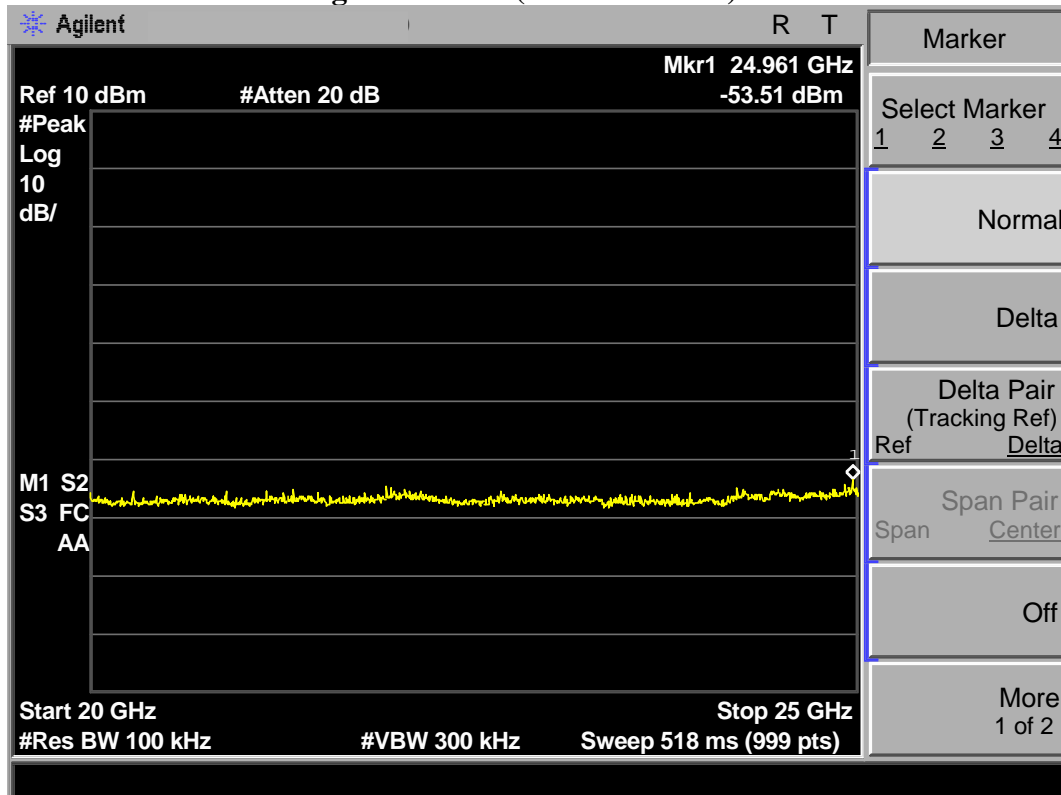
TX 802.11n Channel High 2462MHz (10GHz-15GHz)



TX 802.11n Channel High 2462MHz (15GHz-20GHz)



TX 802.11n Channel High 2462MHz (20GHz-25GHz)

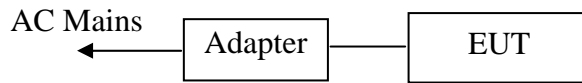


11.AC POWER LINE CONDUCTED EMISSION FOR FCC PART

15 SECTION 15.207(A)

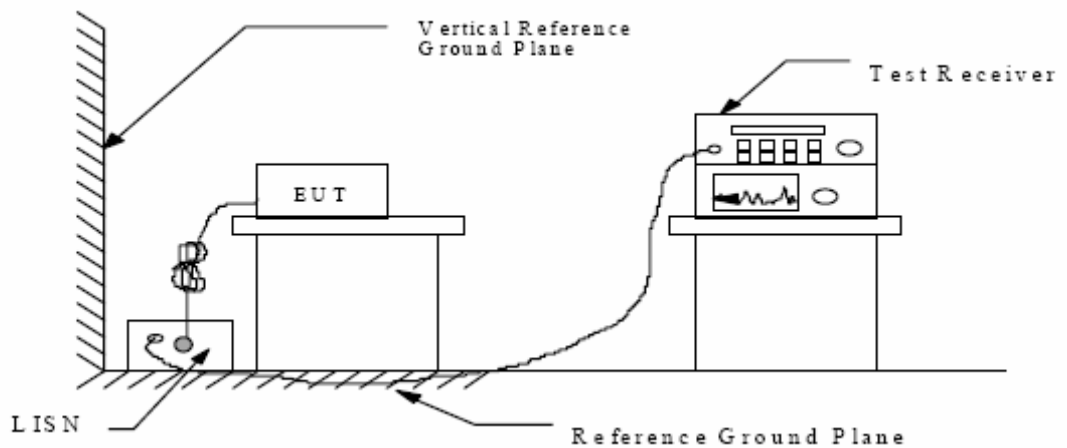
11.1.Block Diagram of Test Setup

11.1.1.Block diagram of connection between the EUT and simulators



(EUT: Wimo)

11.1.2.Shielding Room Test Setup Diagram



(EUT: Wimo)

11.2.The Emission Limit

11.2.1.Conducted Emission Measurement Limits According to Section 15.207(a)

Frequency (MHz)	Limit dB(μV)	
	Quasi-peak Level	Average Level
0.15 - 0.50	66.0 – 56.0 *	56.0 – 46.0 *
0.50 - 5.00	56.0	46.0
5.00 - 30.00	60.0	50.0

* Decreases with the logarithm of the frequency.

11.3. Configuration of EUT on Measurement

The following equipment are installed on the Conducted Emission Measurement to meet the commission requirements and operating regulations in a manner which tends to maximize its emission characteristics in normal application.

11.3.1. Wimo (EUT)

Model Number : wimo wf
Serial Number : N/A
Manufacturer : ITALCOM GROUP

11.4. Operating Condition of EUT

11.4.1. Setup the EUT and simulator as shown as Section 11.1.

11.4.2. Turn on the power of all equipment.

11.4.3. Let the EUT work in TX (802.11b Channel Middle, 802.11g Channel Middle, 802.11n Channel Middle) mode measure it.

11.5. Test Procedure

The EUT is put on the plane 0.8m high above the ground by insulating support and is connected to the power mains through a line impedance stabilization network (L.I.S.N.). This provides a 50ohm coupling impedance for the EUT system. Please refer the block diagram of the test setup and photographs. Both sides of AC lines are checked to find out the maximum conducted emission. In order to find the maximum emission levels, the relative positions of equipment and all of the interface cables shall be changed according to ANSI C63.4: 2003 on Conducted Emission Measurement.

The bandwidth of test receiver (R & S ESCS30) is set at 9kHz.

The frequency range from 150kHz to 30MHz is checked.

11.6. Power Line Conducted Emission Measurement Results

PASS.

The frequency range from 150kHz to 30MHz is checked.

Date of Test:	January 11, 2012	Temperature:	25°C
EUT:	Wimo	Humidity:	50%
Model No.:	wimo wf	Power Supply:	AC 120V/60Hz
Test Mode:	TX 802.11b Channel Middle	Test Engineer:	Pei

Frequency (MHz)	Result (dB μ V)	Limit (dB μ V)	Margin (dB)	Detector	Line	
0.198359	57.30	63.7	-6.4	QP	Neutral	
0.500809	47.90	56	-8.1	QP		
2.099304	40.00	56	-16.0	QP		
2.193544	34.30	56	-21.7	QP		
8.489359	32.70	60	-27.3	QP		
16.273093	28.00	60	-32.0	QP		
0.199949	46.70	53.6	-6.9	AV		
0.498814	39.00	46	-7.0	AV		
2.099304	36.70	46	-9.3	AV		
2.193544	31.80	46	-14.2	AV		
8.48359	26.40	50	-23.6	AV		
16.079367	35.70	50	-14.3	AV		
0.198359	59.00	63.7	-4.7	QP		Live
0.299243	51.80	60.3	-8.5	QP		
0.398888	45.80	27.9	-12.1	QP		
1.899908	40.10	56	-15.9	QP		
3.295983	35.40	56	-20.6	QP		
15.887948	31.60	60	-28.4	QP		
0.198359	48.30	53.7	-5.4	AV		
0.498814	37.40	46	-8.6	AV		
2.099304	36.20	46	-9.8	AV		
2.394903	31.20	46	-14.8	AV		
7.995934	22.00	50	-18.0	AV		
15.887948	32.50	50	-17.5	AV		

Emissions attenuated more than 20 dB below the permissible value are not reported.

The spectral diagrams are attached as below.

Date of Test:	January 11, 2012	Temperature:	25°C
EUT:	Wimo	Humidity:	50%
Model No.:	wimo wf	Power Supply:	AC 120V/60Hz
Test Mode:	TX 802.11g Channel Middle	Test Engineer:	Pei

Frequency (MHz)	Result (dBμV)	Limit (dBμV)	Margin (dB)	Detector	Line
0.199949	56.70	63.6	-6.9	QP	Neutral
0.498814	48.30	56	-7.7	QP	
2.001110	42.10	56	-13.9	QP	
2.202318	37.70	56	-18.3	QP	
8.905934	33.30	60	-26.7	QP	
16.015306	38.80	60	-21.2	QP	
0.199949	46.00	53.6	-7.6	AV	
0.500809	38.90	46	-7.1	AV	
2.001110	38.80	46	-7.2	AV	
2.202318	35.10	46	-10.9	AV	
7.806690	25.40	50	-24.6	AV	
16.015306	38.90	50	-11.1	AV	
0.199152	58.90	63.6	-4.7	QP	
0.398888	45.60	57.9	-12.3	QP	
2.001110	41.10	56	-14.9	QP	
2.202318	37.40	56	-18.6	QP	
7.900746	28.70	60	-31.3	QP	
16.208260	35.70	60	-24.3	QP	
0.200748	48.10	53.6	-5.5	AV	
0.500809	37.30	46	-8.7	AV	
2.001110	37.40	46	-8.6	AV	
2.202318	33.30	46	-12.7	AV	
10.200600	18.80	50	-31.2	AV	
16.403538	27.30	50	-22.7	AV	

Emissions attenuated more than 20 dB below the permissible value are not reported.
The spectral diagrams are attached as below.

Date of Test:	January 11, 2012	Temperature:	25°C
EUT:	Wimo	Humidity:	50%
Model No.:	wimo wf	Power Supply:	AC 120V/60Hz
Test Mode:	TX 802.11n Channel Middle	Test Engineer:	Pei

Frequency (MHz)	Result (dBμV)	Limit (dBμV)	Margin (dB)	Detector	Line	
0.199152	56.70	63.6	-6.9	QP	Neutral	
0.5008090	48.40	56	-7.6	QP		
2.001110	42.00	56	-14.0	QP		
2.202318	37.90	56	-18.1	QP		
9.013233	34.00	60	-26.0	QP		
15.824650	37.80	60	-22.2	QP		
0.199949	45.80	53.6	-7.8	AV		
0.500809	39.00	46	-7.0	AV		
2.001110	38.60	46	-7.4	AV		
2.202318	35.20	46	-10.8	AV		
9.013233	26.20	50	-23.8	AV		
15.824650	38.40	50	-11.6	AV		
0.199152	58.60	63.6	-5.0	QP		Live
0.299243	51.30	60.3	-9.0	QP		
0.500809	42.90	56	-13.1	QP		
2.001110	40.60	56	-15.4	QP		
2.202318	38.00	56	-18.0	QP		
15.824650	36.50	60	-23.5	QP		
0.199949	48.50	53.6	-5.1	AV		
0.498814	37.40	46	-8.6	AV		
2.001110	37.20	46	-8.8	AV		
2.202318	33.80	46	-12.2	AV		
9.013233	23.60	50	-26.4	AV		
15.824650	34.10	50	-15.9	AV		

Emissions attenuated more than 20 dB below the permissible value are not reported.
The spectral diagrams are attached as below.

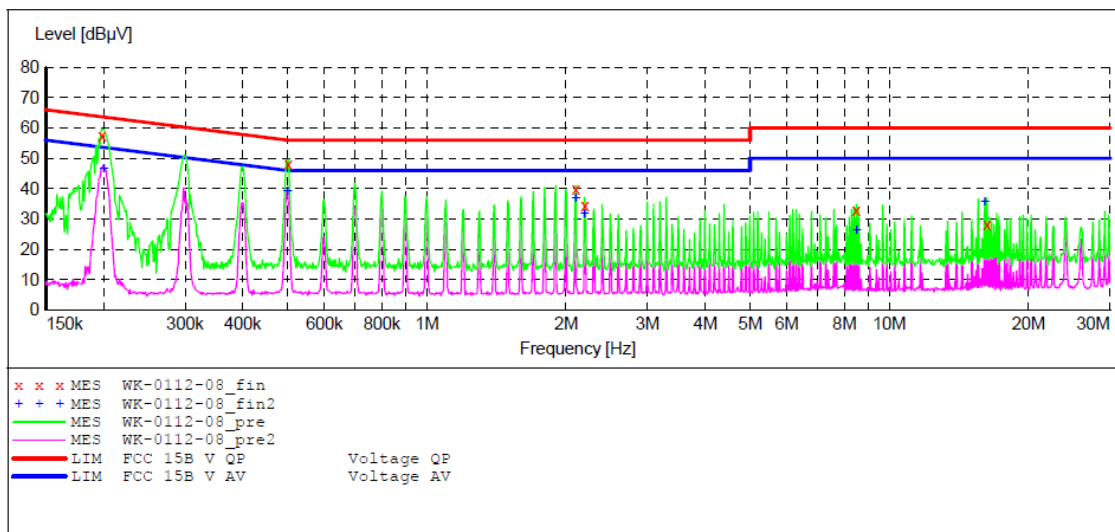
ACCURATE TECHNOLOGY CO.,LTD

CONDUCTED EMISSION STANDARD FCC PART 15B

EUT: Wimo M/N:wimo wf
 Manufacturer: litalcom Group
 Operating Condition: TX Channel 6 (802.11b)
 Test Site: 1#Shielding Room
 Operator: Kai
 Test Specification: N 120V/60Hz
 Comment: Mains port
 Report No.:ATE20120041

SCAN TABLE: "V 150K-30MHz fin"

Short Description: _SUB_STD_VTERM2 1.70
 Start Stop Step Detector Meas. IF Transducer
 Frequency Frequency Width Time Bandw.
 150.0 kHz 30.0 MHz 0.8 % QuasiPeak 1.0 s 9 kHz NSLK8126 2008
 Average



MEASUREMENT RESULT: "WK-0112-08_fin"

1/12/2012 9:36AM

Frequency MHz	Level dBµV	Transd dB	Limit dBµV	Margin dB	Detector	Line	PE
0.198359	57.30	11.2	63.7	6.4	QP	N	GND
0.500809	47.90	12.0	56	8.1	QP	N	GND
2.099304	40.00	11.6	56	16.0	QP	N	GND
2.193544	34.30	11.6	56	21.7	QP	N	GND
8.489359	32.70	11.3	60	27.3	QP	N	GND
16.273093	28.00	11.1	60	32.0	QP	N	GND

MEASUREMENT RESULT: "WK-0112-08_fin2"

1/12/2012 9:36AM

Frequency MHz	Level dBµV	Transd dB	Limit dBµV	Margin dB	Detector	Line	PE
0.199949	46.70	11.2	53.6	6.9	AV	N	GND
0.498814	39.00	12.0	46	7.0	AV	N	GND
2.099304	36.70	11.6	46	9.3	AV	N	GND
2.193544	31.80	11.6	46	14.2	AV	N	GND
8.489359	26.40	11.3	50	23.6	AV	N	GND
16.079367	35.70	11.2	50	14.3	AV	N	GND

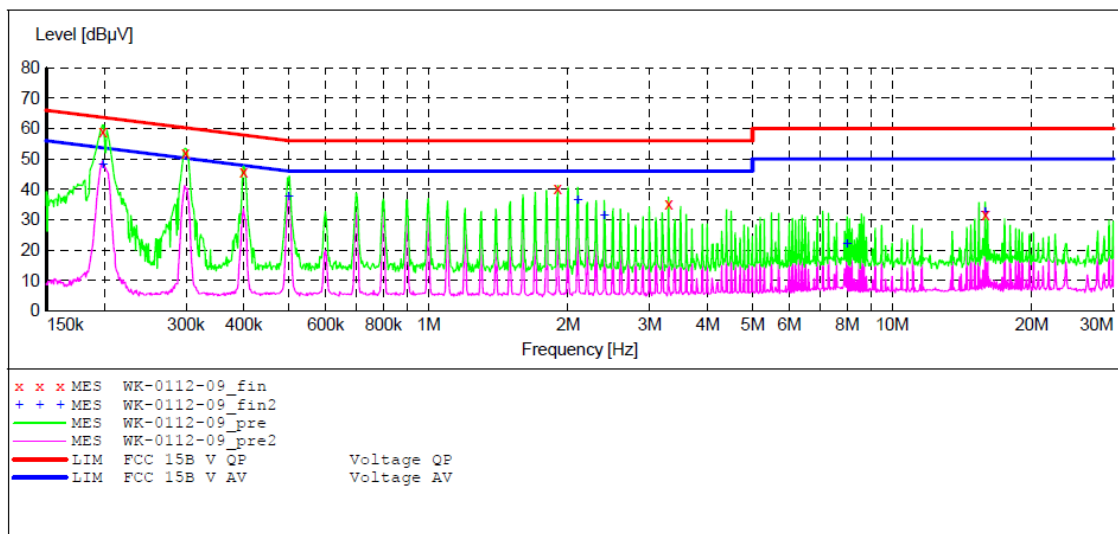
ACCURATE TECHNOLOGY CO.,LTD

CONDUCTED EMISSION STANDARD FCC PART 15B

EUT: Wimo M/N:wimo wf
 Manufacturer: litalcom Group
 Operating Condition: TX Channel 6 (802.11b)
 Test Site: 1#Shielding Room
 Operator: Kai
 Test Specification: L 120V/60Hz
 Comment: Mains port
 Report No.: ATE20120041

SCAN TABLE: "V 150K-30MHz fin"

Short Description: _SUB_STD_VTERM2 1.70
 Start Stop Step Detector Meas. IF Transducer
 Frequency Frequency Width Time Bandw.
 150.0 kHz 30.0 MHz 0.8 % QuasiPeak 1.0 s 9 kHz NSLK8126 2008
 Average



MEASUREMENT RESULT: "WK-0112-09_fin"

1/12/2012 9:39AM

Frequency MHz	Level dBµV	Transd dB	Limit dBµV	Margin dB	Detector	Line	PE
0.198359	59.00	11.2	63.7	4.7	QP	L1	GND
0.299243	51.80	11.6	60.3	8.5	QP	L1	GND
0.398888	45.80	11.8	57.9	12.1	QP	L1	GND
1.899908	40.10	11.7	56	15.9	QP	L1	GND
3.295983	35.40	11.5	56	20.6	QP	L1	GND
15.887948	31.60	11.2	60	28.4	QP	L1	GND

MEASUREMENT RESULT: "WK-0112-09_fin2"

1/12/2012 9:39AM

Frequency MHz	Level dBµV	Transd dB	Limit dBµV	Margin dB	Detector	Line	PE
0.198359	48.30	11.2	53.7	5.4	AV	L1	GND
0.498814	37.40	12.0	46	8.6	AV	L1	GND
2.099304	36.20	11.6	46	9.8	AV	L1	GND
2.394903	31.20	11.6	46	14.8	AV	L1	GND
7.995934	22.00	11.3	50	28.0	AV	L1	GND
15.887948	32.50	11.2	50	17.5	AV	L1	GND

ACCURATE TECHNOLOGY CO.,LTD

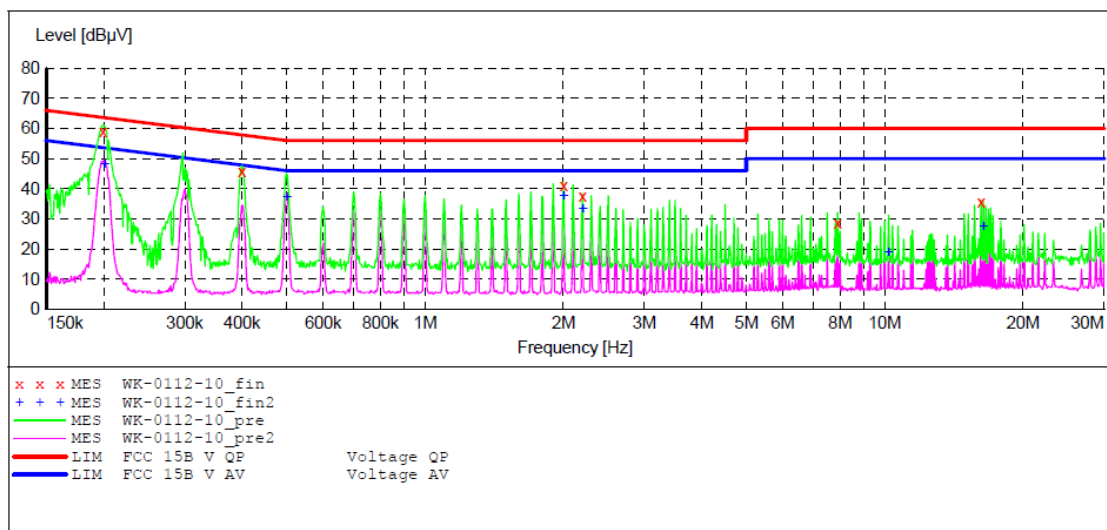
CONDUCTED EMISSION STANDARD FCC PART 15B

EUT: Wimo M/N:wimo wf
 Manufacturer: litalcom Group
 Operating Condition: TX Channel 6 (802.11g)
 Test Site: 1#Shielding Room
 Operator: Kai
 Test Specification: L 120V/60Hz
 Comment: Mains port
 Report No.:ATE20120041

SCAN TABLE: "V 150K-30MHz fin"

Short Description: _SUB_STD_VTERM2 1.70

Start Frequency	Stop Frequency	Step Width	Detector	Meas. Time	IF Bandw.	Transducer
150.0 kHz	30.0 MHz	0.8 %	QuasiPeak	1.0 s	9 kHz	NSLK8126 2008
Average						



MEASUREMENT RESULT: "WK-0112-10_fin"

1/12/2012 9:42AM

Frequency MHz	Level dBµV	Transd dB	Limit dBµV	Margin dB	Detector	Line	PE
0.199152	58.90	11.2	63.6	4.7	QP	L1	GND
0.398888	45.60	11.8	57.9	12.3	QP	L1	GND
2.001110	41.10	11.7	56	14.9	QP	L1	GND
2.202318	37.40	11.6	56	18.6	QP	L1	GND
7.900746	28.70	11.3	60	31.3	QP	L1	GND
16.208260	35.70	11.2	60	24.3	QP	L1	GND

MEASUREMENT RESULT: "WK-0112-10_fin2"

1/12/2012 9:42AM

Frequency MHz	Level dBµV	Transd dB	Limit dBµV	Margin dB	Detector	Line	PE
0.200748	48.10	11.2	53.6	5.5	AV	L1	GND
0.500809	37.30	12.0	46	8.7	AV	L1	GND
2.001110	37.40	11.7	46	8.6	AV	L1	GND
2.202318	33.30	11.6	46	12.7	AV	L1	GND
10.200600	18.80	11.3	50	31.2	AV	L1	GND
16.403538	27.30	11.1	50	22.7	AV	L1	GND

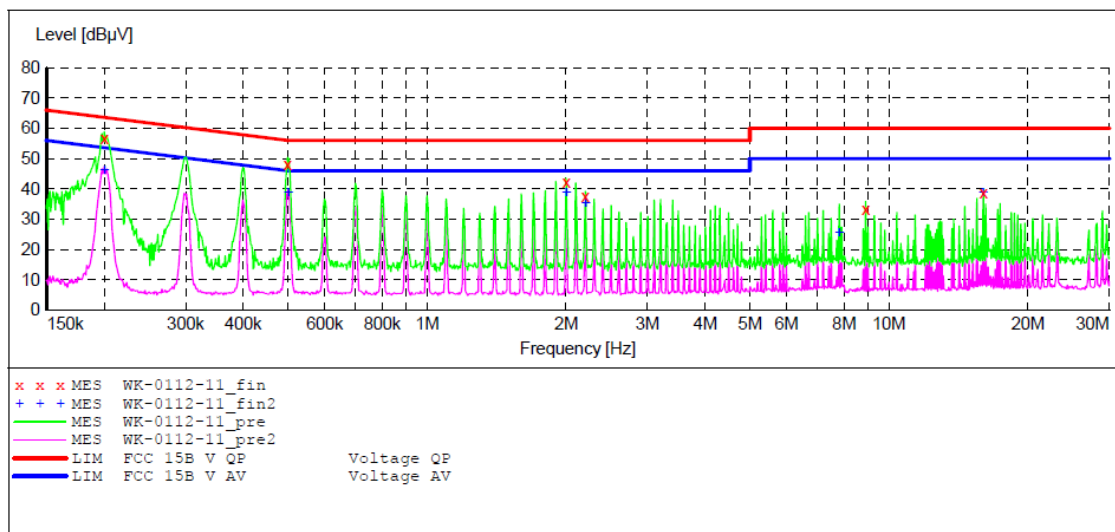
ACCURATE TECHNOLOGY CO.,LTD

CONDUCTED EMISSION STANDARD FCC PART 15B

EUT: Wimo M/N:wimo wf
 Manufacturer: litalcom Group
 Operating Condition: TX Channel 6 (802.11g)
 Test Site: 1#Shielding Room
 Operator: Kai
 Test Specification: N 120V/60Hz
 Comment: Mains port
 Report No.: ATE20120041

SCAN TABLE: "V 150K-30MHz fin"

Short Description:		_SUB_STD_VTERM2 1.70					
Start	Stop	Step	Detector	Meas.	IF	Transducer	
Frequency	Frequency	Width		Time	Bandw.		
150.0 kHz	30.0 MHz	0.8 %	QuasiPeak	1.0 s	9 kHz	NSLK8126 2008	
			Average				



MEASUREMENT RESULT: "WK-0112-11_fin"

1/12/2012 9:45AM

Frequency MHz	Level dBµV	Transd dB	Limit dBµV	Margin dB	Detector	Line	PE
0.199949	56.70	11.2	63.6	6.9	QP	N	GND
0.498814	48.30	12.0	56	7.7	QP	N	GND
2.001110	42.10	11.7	56	13.9	QP	N	GND
2.202318	37.70	11.6	56	18.3	QP	N	GND
8.905934	33.30	11.3	60	26.7	QP	N	GND
16.015306	38.80	11.2	60	21.2	QP	N	GND

MEASUREMENT RESULT: "WK-0112-11_fin2"

1/12/2012 9:45AM

Frequency MHz	Level dBµV	Transd dB	Limit dBµV	Margin dB	Detector	Line	PE
0.199949	46.00	11.2	53.6	7.6	AV	N	GND
0.500809	38.90	12.0	46	7.1	AV	N	GND
2.001110	38.80	11.7	46	7.2	AV	N	GND
2.202318	35.10	11.6	46	10.9	AV	N	GND
7.806690	25.40	11.3	50	24.6	AV	N	GND
16.015306	38.90	11.2	50	11.1	AV	N	GND

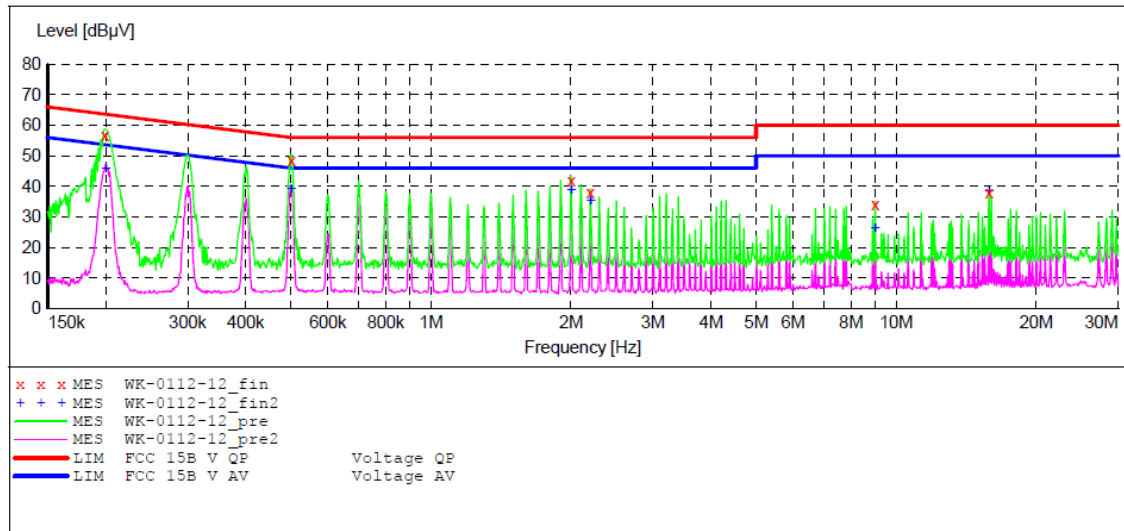
ACCURATE TECHNOLOGY CO., LTD

CONDUCTED EMISSION STANDARD FCC PART 15B

EUT: Wimo M/N:wimo wf
 Manufacturer: ltalcom Group
 Operating Condition: TX Channel 6 (802.11n)
 Test Site: 1#Shielding Room
 Operator: Kai
 Test Specification: N 120V/60Hz
 Comment: Mains port
 Report No.: ATE20120041

SCAN TABLE: "V 150K-30MHz fin"

Short Description: _SUB_STD_VTERM2 1.70
 Start Stop Step Detector Meas. IF Transducer
 Frequency Frequency Width Time Bandw.
 150.0 kHz 30.0 MHz 0.8 % QuasiPeak 1.0 s 9 kHz NSLK8126 2008
 Average



MEASUREMENT RESULT: "WK-0112-12_fin"

1/12/2012 9:47AM

Frequency MHz	Level dBµV	Transd dB	Limit dBµV	Margin dB	Detector	Line	PE
0.199152	56.70	11.2	63.6	6.9	QP	N	GND
0.500809	48.40	12.0	56	7.6	QP	N	GND
2.001110	42.00	11.7	56	14.0	QP	N	GND
2.202318	37.90	11.6	56	18.1	QP	N	GND
9.013233	34.00	11.3	60	26.0	QP	N	GND
15.824650	37.80	11.2	60	22.2	QP	N	GND

MEASUREMENT RESULT: "WK-0112-12_fin2"

1/12/2012 9:47AM

Frequency MHz	Level dBµV	Transd dB	Limit dBµV	Margin dB	Detector	Line	PE
0.199949	45.80	11.2	53.6	7.8	AV	N	GND
0.500809	39.00	12.0	46	7.0	AV	N	GND
2.001110	38.60	11.7	46	7.4	AV	N	GND
2.202318	35.20	11.6	46	10.8	AV	N	GND
9.013233	26.20	11.3	50	23.8	AV	N	GND
15.824650	38.40	11.2	50	11.6	AV	N	GND

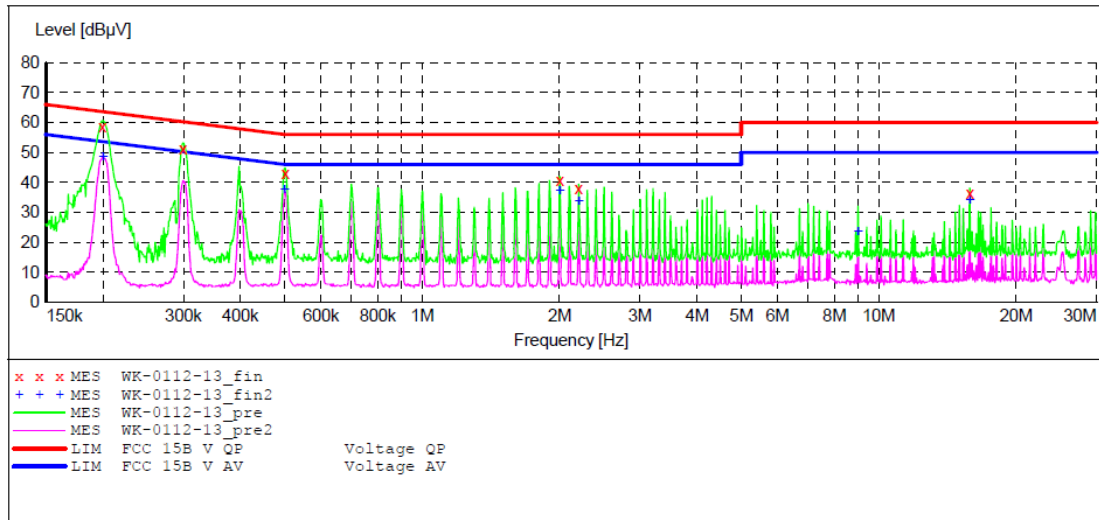
ACCURATE TECHNOLOGY CO., LTD

CONDUCTED EMISSION STANDARD FCC PART 15B

EUT: Wimo M/N:wimo wf
 Manufacturer: litalcom Group
 Operating Condition: TX Channel 6 (802.11n)
 Test Site: 1#Shielding Room
 Operator: Kai
 Test Specification: L 120V/60Hz
 Comment: Mains port
 Report No.: ATE20120041

SCAN TABLE: "V 150K-30MHz fin"

Short Description: _SUB_STD_VTERM2 1.70
 Start Stop Step Detector Meas. IF Transducer
 Frequency Frequency Width Time Bandw.
 150.0 kHz 30.0 MHz 0.8 % QuasiPeak 1.0 s 9 kHz NSLK8126 2008
 Average



MEASUREMENT RESULT: "WK-0112-13_fin"

1/12/2012 9:50AM

Frequency MHz	Level dBµV	Transd dB	Limit dBµV	Margin dB	Detector	Line	PE
0.199152	58.60	11.2	63.6	5.0	QP	L1	GND
0.299243	51.30	11.6	60.3	9.0	QP	L1	GND
0.500809	42.90	12.0	56	13.1	QP	L1	GND
2.001110	40.60	11.7	56	15.4	QP	L1	GND
2.202318	38.00	11.6	56	18.0	QP	L1	GND
15.824650	36.50	11.2	60	23.5	QP	L1	GND

MEASUREMENT RESULT: "WK-0112-13_fin2"

1/12/2012 9:50AM

Frequency MHz	Level dBµV	Transd dB	Limit dBµV	Margin dB	Detector	Line	PE
0.199949	48.50	11.2	53.6	5.1	AV	L1	GND
0.498814	37.40	12.0	46	8.6	AV	L1	GND
2.001110	37.20	11.7	46	8.8	AV	L1	GND
2.202318	33.80	11.6	46	12.2	AV	L1	GND
9.013233	23.60	11.3	50	26.4	AV	L1	GND
15.824650	34.10	11.2	50	15.9	AV	L1	GND

12.ANTENNA REQUIREMENT

12.1.The Requirement

According to Section 15.203, an intentional radiator shall be designed to ensure that no antenna other than that furnished by the responsible party shall be used with the device.

12.2.Antenna Construction

Device is equipped with unique antenna, which isn't displaced by other antenna. Therefore, the equipment complies with the antenna requirement of Section 15.203.



Antenna