


## 7 Exhibit B – Test Setup Photographs


### 7.1 Radiated Emission below 1 GHz Front View at 3m – EUT with PCB Antenna



### 7.2 Radiated Emission below 1 GHz Rear View at 3m – EUT with PCB Antenna



**7.3 Radiated Emission above 1 GHz Rear View at 3m – EUT with PCB Antenna**




**7.4 Radiated Emission above 1 GHz Front View at 3m – EUT with PCB Antenna**



**7.5 Radiated Emission below 1 GHz Rear View at 3m – EUT with Dipole Antenna**



**7.6 Radiated Emission below 1 GHz Front View at 3m – EUT with Dipole Antenna**



**7.7 Radiated Emission above 1 GHz Rear View at 3m – EUT with Dipole Antenna**



**7.8 Radiated Emission above 1 GHz Front View at 3m – EUT with Dipole Antenna**

