

15 Exhibit B – Test Setup Photographs


15.1 Conducted Emissions - AC/DC Adapter Powered Front View




15.2 Conducted Emissions AC/DC Adapter Powered Side View




15.3 Radiated Emission Below 1 GHz Front View at 3 Meter For Dipole Antenna




15.4 Radiated Emission Below 1 GHz Rear View at 3 Meter For Dipole Antenna



15.5 Radiated Emission Below 1 GHz Front View at 3 Meter For PCB Antenna



15.6 Radiated Emission Below 1 GHz Rear View at 3 Meter For PCB Antenna




15.7 Radiated Emission Above 1 GHz Front View at 3 Meter For Dipole Antenna



15.8 Radiated Emission Above 1 GHz Rear View at 3 Meter For Dipole Antenna



15.9 Radiated Emission Above 1 GHz Front View at 3 Meter For PCB Antenna



15.10 Radiated Emission Above 1 GHz Rear View at 3 Meter For PCB Antenna

