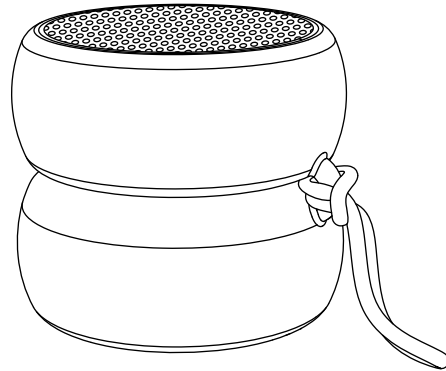


User Manual
YOYO
 Mini Speaker
 Model : XP81024



Compatible with all smart devices!

Specification and appearance subject to change without notice.
 All trademarks and registered trademarks are the property of their respective owners © 2019 Xoopar Ltd.



- 100 Super small size with unexpected sound. Built-in silicone band for easy carry. Catch your good moments with selfie shutter.
- 101 Extra klein mit unerwartetem Klang. Integrierter Silikonriemen zum bequemen Tragen. Fangen Sie schöne Augenblicke ein mit dem Selfie-Auslöser.
- 102 Super klein formaat met onverwacht geluid. Geïntegreerd siliconen band om eenvoudig te dragen. Houd je goede momenten vast met de selfie-ontspanner.
- 103 Super petit en taille offrant un son inattendu. Bande de silicone intégrée pour un transport facile. Capturez vos bons moments avec la fonction selfie.
- 104 Tamaño súper pequeño con increíble sonido. Banda de silicona integrada para transportarlo con facilidad. Capture sus buenos momentos con el obturador selfie.
- 105 Super pequeno com som inesperado. Banda de silicone incorporada para um transporte fácil. Registe os momentos especiais com o obturador de selfies.
- 106 Dimensioni super ridotte con un suono che non ti aspetti. Banda integrata in silicone per trasportarlo facilmente. Immortala i tuoi momenti migliori con il pulsante per selfie.

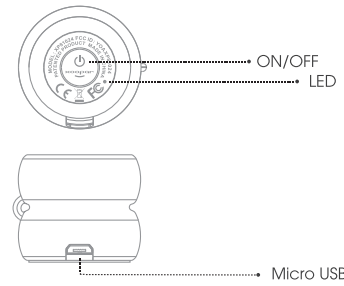
Specifications:

Wireless transmission distance: Up to 10m
 Speaker music play time: up to 2 hours
 Battery Capacity: 180mAh
 Battery Type: Rechargeable Li-Polymer
 Support iPhone, iPad, most smartphones & tablets
Patented Product

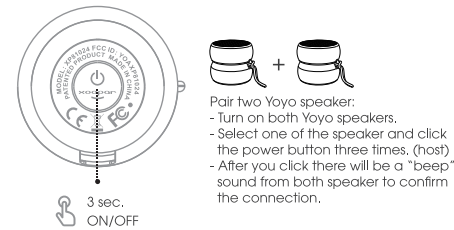
Caution:

Each tablet and smartphone may apply different default volume-level setting. This is not a defect. After connecting wirelessly simply use physical volume setting to adjust volume level.

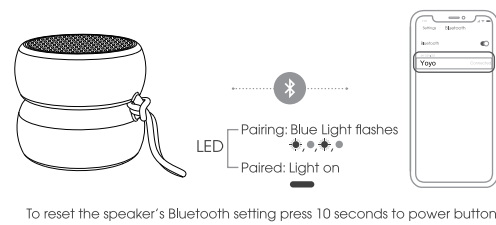
① Configuration



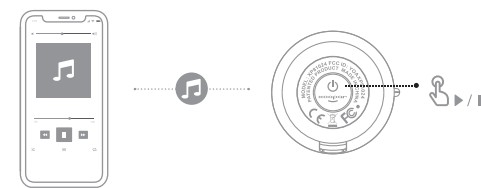
② Power ON/OFF



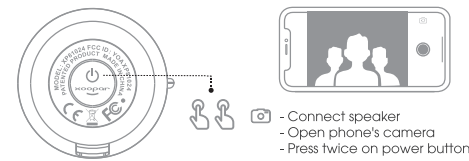
③ Connection



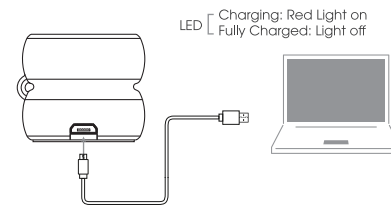
④ Play music



⑤ Selfie Shutter



⑥ Charging



FCC Warning :

Any Changes or modifications not expressly approved by the party responsible for compliance could void the user's authority to operate the equipment.

This device complies with part 15 of the FCC Rules. Operation is subject to the following two conditions: (1) This device may not cause harmful interference, and (2) this device must accept any interference received, including interference that may cause undesired operation.

This equipment complies with FCC radiation exposure limits set forth for an uncontrolled environment .

Note: This equipment has been tested and found to comply with the limits for a Class B digital device, pursuant to part 15 of the FCC Rules. These limits are designed to provide reasonable protection against harmful interference in a residential installation. This equipment generates, uses and can radiate radio frequency energy and, if not installed and used in accordance with the instructions, may cause harmful interference to radio communications. However, there is no guarantee that interference will not occur in a particular installation. If this equipment does cause harmful interference to radio or television reception, which can be determined by turning the equipment off and on, the user is encouraged to try to correct the interference by one or more of the following measures:

- Reorient or relocate the receiving antenna.
- Increase the separation between the equipment and receiver.
- Connect the equipment into an outlet on a circuit different from that to which the receiver is connected.
- Consult the dealer or an experienced radio/TV technician for help.