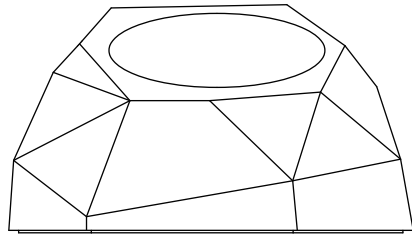


User Manual

Model : XP61063



Specification and appearance subject to change without notice.
All trademarks and registered trademarks are the property of their respective owners © 2018 Xoopar Ltd.

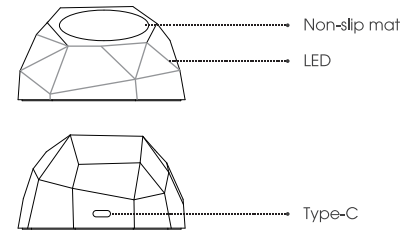


- EN Instant charging on contact, compatible with Qi smartphones. Ultra-High Speed Charging (up to 10W). Breathing lighting animation for charging indication.
- DE Lädt sofort bei Kontakt, kompatibel mit Qi Smartphones. Ultra-schnelle Ladegeschwindigkeit (up to 10W). Ladestandsanzeige mit langsam heller und dunkler werdendem Licht.
- NL Onmiddellijk laden bij contact, compatibel met Qi smartphones. Laden tegen zeer hoge snelheid (up to 10W). Knipperende verlichting voor laadaanduiding.
- FR Charge instantanée par contact, compatible avec les smartphones Qi. Charge ultra-rapide (up to 10W). Voyant lumineux clignotant pour indiquer la charge.
- ES Carga instantánea por contacto, compatible con teléfonos Qi. Ultra-Alta Velocidad de Carga (up to 10W). Animación de luz intermitente como indicador de carga.
- PT Carregamento imediato ao contacto, compatível com Smartphones Qi. Carregamento de velocidade ultra elevada (up to 10W). Animação com iluminação rítmada para indicação de carregamento.
- IT Ricarica istantanea a contatto, compatibile con smartphone Qi. Ricarica ultra rapida (up to 10W). Indicatore di ricarica con illuminazione animata.
- JP 触れると急速充電。Qi スマートフォンに対応。ウルトラ高速充電 (up to 10W)。充電中を示す、呼吸のように明滅するライティング・アニメーション。
- KR 접촉식 급속 충전. Qi 스마트폰과 호환. 초고속 충전 (up to 10W). 충전 상태를 알려 주는 은은한 조명 효과.
- AR شحن فوري بمجرد التوصل، متوافق مع الهواتف الذكية المزودة بخاصية الشحن اللاسلكي (Qi). شحن فائق السرعة (up to 10W). ضوء لطيف متحرك للتعبير عن عملية الشحن.
- SVB Omedelbar laddning vid kontakt, kompatibel med Qi-smartphones. Ultrarabb laddningshastighet (up to 10W). Animerad andringsbelysning som indikerar laddning.
- CHN 接触式即时充电，兼容Qi智能手机。超高速充电 (up to 10W)。闪烁的灯光动画用于指示充电状态。
- CHN 即插即充，支援符合Qi智能手机。极速充电 (up to 10W)。充电时会显示的灯光效果。
- RO Încărcare instantanee la contact, compatibilă cu smartphone-uri Qi. Încărcare cu viteză ultra-rapidă (up to 10W). Animație luminoasă care respiră pentru indicația de încărcare.
- THB ชาร์จทันทีเพียงสัมผัส ใช้ได้กับสมาร์ตโฟนมาตรฐาน Qi. ชาร์จด้วยความเร็วสูง (up to 10W). ไฟกะพริบเรียงแสงสำหรับระบุการชาร์จ.

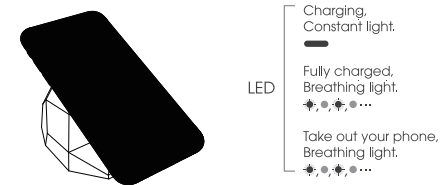
Specifications:

Input Power: 5V / 2A, 9V / 1.8A
Output Power: 10W (max)
Induction Distance: ≤8mm
Interface Type: Type-C
Accessories Included: USB to Type-C Charging Cable
Support Qi Smartphones.
Patented Product

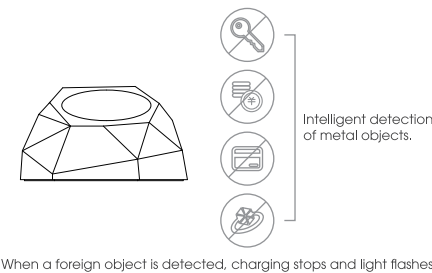
① Configuration



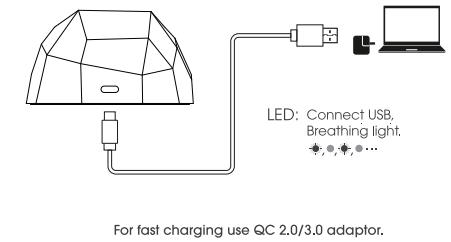
③ Charging



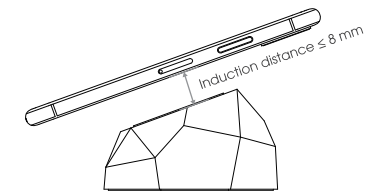
⑤ FOD Safe Charging



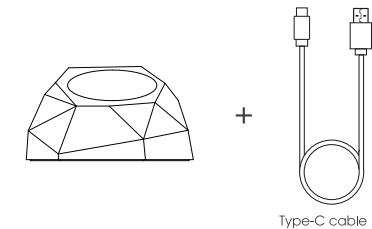
② Power ON



④ Induction Distance



⑥ Accessories



FCC warning

Any Changes or modifications not expressly approved by the party responsible for compliance could void the user's authority to operate the equipment.

This device complies with part 15 of the FCC Rules. Operation is subject to the following two conditions: (1) This device may not cause harmful interference, and (2) this device must accept any interference received, including interference that may cause undesired operation.

This equipment complies with FCC radiation exposure limits set forth

Note: This equipment has been tested and found to comply with the limits for a Class B digital device, pursuant to part 15 of the FCC Rules. These limits are designed to provide reasonable protection against harmful interference in a residential installation. This equipment generates, uses and can radiate radio frequency energy and, if not installed and used in accordance with the instructions, may cause harmful interference to radio communications. However, there is no guarantee that interference will not occur in a particular installation.

If this equipment does cause harmful interference to radio or television reception, which can be determined by turning the equipment off and on, the user is encouraged to try to correct the interference by one or more of the following measures:

- Reorient or relocate the receiving antenna.
- Increase the separation between the equipment and receiver.
- Connect the equipment into an outlet on a circuit different from that to which the receiver is connected.
- Consult the dealer or an experienced radio/TV technician for help.

FCC Radiation Exposure Statement:

This equipment complies with FCC radiation exposure limits set forth for an uncontrolled environment .

This transmitter must not be co-located or operating in conjunction with any other antenna or transmitter

This equipment should be installed and operated with minimum distance 20cm between the radiator & you body