




## Appendix B: Photographs



**Figure B1.** Front View of DUT




**Figure B2.** Rear View of DUT



**Figure B3.** Detail view of the DUT (Opened)



**Figure B4.** Radiated Emission Low Range test setup



**Figure B5.** Radiated Emission High Range test setup 1-18GHz



**Figure B6.** Conducted Emission test setup