

Notes:

1. Do not scale label image.
2. Label text for part number, and revision are Arial (Bold) 4PT, uppercase (capital letter(s)).
Label text for serial number, model number, FCC ID number, and IC ID number are Arial (Bold) 3PT, uppercase (capital letter(s)).



Blank label must meet label drawing (find number 1) requirement.

4. For barcode and text location, refer to table below:

Dimensions (inches)	
X1	= 0.030
X2	= 0.230
Y1	= 0.030
Y2	= 0.223
Y3	= 0.276
Y4	= 0.329
Y5	= 0.382
Y6	= 0.070



Title: LABEL, PART NUMBER, REVISION, SERIAL NUMBER, MODEL NUMBER, FCC ID, IC ID, 2D BAR CODE

Document No: XXXXXXX

Rev No: X

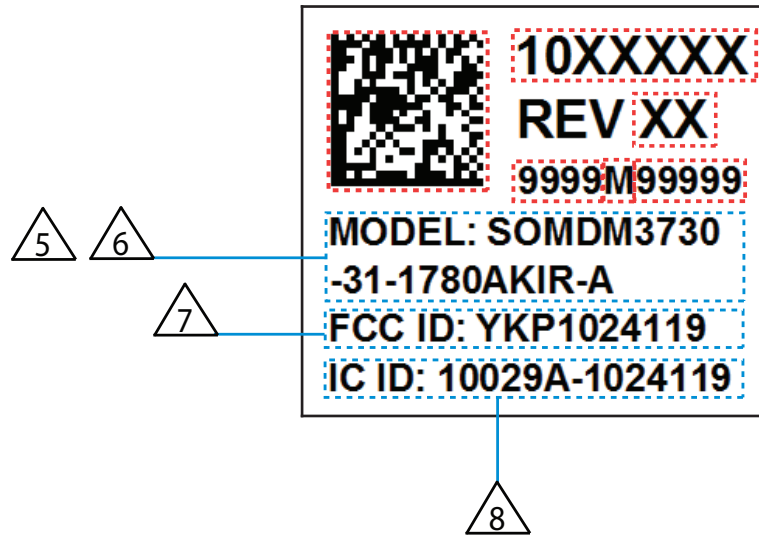
Date: 05.29.13

Sheet: 1 of 2

embedded product solutions

411 N. Washington Ave. Suite 400 Minneapolis, MN 55401

T : 612.672.9495 F : 612.672.9489 I : www.logicpd.com



5 1st Half of Model Number content:
 5.1 Enter the 1st half of Model Number:
 MODEL: SOMDM3730

6 Last Half of Model Number content:
 6.1 Enter the last half of Model Number:
 -31-1780AKIR-A

7 FCC Compliance Declaration Text:
 7.1 Enter the FCC compliance declaration text number.
 FCC ID: YKP1024119

8 Industry Canada IC Compliance Declaration Text:
 8.1 Enter the Industry Canada IC compliance declaration text number.
 IC ID: 10029A-1024119




Title: LABEL, PART NUMBER, REVISION, SERIAL NUMBER, MODEL NUMBER, FCC ID, IC ID, 2D BAR CODE


Document No: XXXXXXXX
 Rev No: X


Date: 05.29.13
 Sheet: 2 of 2


embedded product solutions
 411 N. Washington Ave. Suite 400 Minneapolis, MN 55401
 T : 612.672.9495 F : 612.672.9489 I : www.logicpd.com


The following label is applied to the packaging of the 37x Torpedo + Wireless SOM, therefore the FCC and IC warning will be provided for each device. This warning is also contained in the User Manual.


(1P) MPN: SOMDM3XXX-XX-XXXXXXXXX-X



(1T) LOT: LOXXXXXXA


(9D) DTE: XXXX


ASSY. PN: 1XXXXXX REV X


(Q) ASSY. Qty: 50 EA.


(4L) COUNTRY OF ORGIN: TW


PbFree = Y
RoHS = Y 

This device complies with part 15 of the FCC Rules and Industry Canada license-exempt RSS standard(s).
 Operation is subject to the following two conditions. (1) This device may not cause harmful interference, and
 (2) this device must accept any interference received., including intererence that may cause undesired operation.



Notes:

1. Do not scale label image.



2. Fonts:
 - FCC compliance text: use Arial (Regular) 5PT.
 - All others: use Arial Black 7PT.



3. Blank label must meet label drawing (find number 2) requirements.

4. Barcode Specification:
 4.1 Encoding (symbology): use Code 128.
 4.2 Code height: 0.200".
 4.3 Use lowest possible density while ensuring proper quiet zones between individual barcodes.



5. Use image file (find number 1) to create a 0.350" X 0.350" marking and place it as shown on the design above.
Ensure to preserve image aspect ratio, when reconfiguring or sizing image file.

6. For barcode, text, and image location, refer to table below:

Dimensions (inches)	
X1	= 0.22
X2	= 2.00
X3	= 2.16
X4	= 3.20
X5	= 3.40
Y1	= 1.69
Y2	= 1.42
Y3	= 1.02
Y4	= 0.62
Y5	= 0.22
Y6	= 0.13
Y7	= 0.97