

909996612137-路审[书发版] #
 (号位原中置) 号尔豪 (型版4) 丰源航号与-测基 #
 1星号生版版"上"时器器"分版版信" 口器
 18/21/9102# [] [] []

TURBO TWISTER 49MHz

CATAPULT

R/C STUNT ACTION JUMPING VEHICLE



TURBO TWISTER 49MHz

CATAPULT

R/C STUNT ACTION JUMPING VEHICLE

Tested & Safe For
Ages: 3+
 Fun For
Ages: 5+



Jumping Feature



Remote Control



LED Lights



Spinning Stunts



WARNING:
 CHOKING HAZARD - Small parts
 Not for children under 3 years.



STUNT R/C

Tested & Safe For
Ages: 3+
 Fun For
Ages: 5+



Jumping Feature



Remote Control



LED Lights



Spinning Stunts

TURBO TWISTER 49MHz

CATAPULT

R/C STUNT ACTION JUMPING VEHICLE



CAUTION:

- Remove old batteries and replace with new batteries. Be sure to insert batteries correctly according to (+) and (-) symbols located in the battery compartment.
- Be sure to insert batteries correctly with adult supervision and always follow the toy and battery manufacturer's instructions.
- Do not mix old and new batteries.
- Do not mix alkaline, standard (carbon-zinc), or rechargeable (nickel-cadmium) batteries.
- Rechargeable batteries are to be removed from the toy before being charged.
- Non-rechargeable batteries are not to be recharged.
- Do not dispose of batteries in fire.
- Batteries should be recycled or disposed of as per state and local guidelines.
- Rechargeable batteries are only to be charged under adult supervision.
- Only batteries of the same equivalent type as recommended are to be used.
- The supply terminals are not to be short-circuited.
- Always remove weak or dead batteries from the product.
- Remove batteries if the product will be stored for an extended period of time.
- Please retain these instructions for future reference.
- For best results use alkaline batteries.

This device has been tested and found to comply with the limits for class II digital devices, pursuant to part 15 of the FCC rules. These limits are designed to provide reasonable protection against harmful interference in residential installations. However, there is no guarantee that interference will not occur in a particular installation. If the equipment does cause harmful interference, to radio or TV reception, which is determined by turning the equipment off and on, the user is encouraged to try to correct the interference.

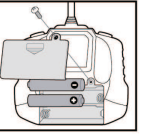
1. This device must not cause harmful interference.
 2. This device must accept any interference received, including interference that may cause undesired operation.

TTJUMP



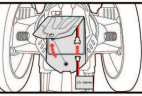
Connect with us:
 pinterest.com/mindscope
 facebook.com/mindscopeproducts
 youtube.com/mindscope

Controller Battery Installation:
 Remove battery box cover (Phillips head screwdriver not included). Install 2 "AA" 1.5 volt batteries.

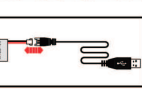


Batteries Not Included:
 Requires 2 "AA" (1.5 volt)
Controller:
 2 "AA" (1.5 volt)
 2 "AA" (1.5 volt)

Vehicle Battery Installation:
 Open battery box cover (Phillips head screwdriver not included). Install 3 x 1.5 volt 230 mA-hr batteries. Battery must be recycled or disposed properly.



Charging: connect battery interface to USB interface. Vehicle is charged via USB cable (included).



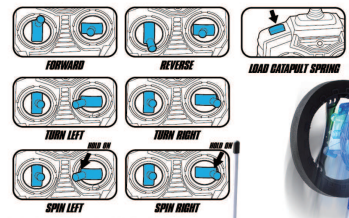
Manufactured for:
 MINDSCOPE PRODUCTS
 PO BOX 9525
 GLENDALE, CA 91206
 Tested & safe for 3+ Fun for 5+
 Product and color may vary.
 Made in Shenzhen, Guangdong, China
 ITEM NO.: TTJUMP
 BATCH NUMBER: Q072617
 DOM: 07/2017



TURBO TWISTER 49MHz

CATAPULT

R/C STUNT ACTION JUMPING VEHICLE



When the power is turned on the indicator light starts sparkling. Three minutes later, the vehicle starts working when the indicator light is on without sparkling.



JUMPS ON OR OVER OBSTACLES



Jumping Feature



Remote Control



LED Lights



Spinning Stunts

