




MINDSCOPE  

Manufactured for: MINDSCOPE PRODUCTS
 PO BOX 9525
 GLENDALE, CA 91226
 (626)398-2000

Ages 3 to Adult
 Product and color may vary.
 Made in Shantou, Guangdong, China
 BATCH NUMBER: 51010
 05/10/2010
 Item # TT2

NOTE: This equipment has been tested and found to comply with the limits for a Class B digital device, pursuant to Part 15 of the FCC Rules. These limits are designed to provide reasonable protection against harmful interference in a residential installation. This equipment generates, uses and can radiate radio frequency energy and, if not installed and used in accordance with the instructions, may cause harmful interference to radio communications. However, there is no guarantee that interference will not occur in a particular installation. If this equipment causes harmful interference to other radio or television reception, which can be determined by turning the equipment off and on, the user is encouraged to try to correct the interference by one or more of the following measures:

- Reorient or relocate the receiving antenna.
- Increase the separation between the equipment and receiver.
- Connect the equipment into an outlet on a circuit different from that to which the receiver is connected.
- Consult the dealer or an experienced radio/TV technician for help.

WARNING: Changes or modifications to this unit not expressly approved by the party responsible for compliance could void the user's authority to operate the equipment.


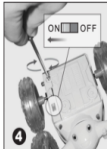
CAUTION:

- Remove old batteries and replace with new batteries. Be sure to insert batteries correctly according to (+) and (-) symbols located in the battery compartment.
- Be sure to insert batteries correctly with adult supervision and always follow the toy and battery manufacturer's instructions.
- Do not mix old and new batteries.
- Do not mix alkaline (standard (zinc-carbon)) or rechargeable (nickel-cadmium) batteries.
- Rechargeable batteries are to be removed from the toy before being charged.
- Non-rechargeable batteries are not to be recharged.
- Rechargeable batteries are only to be charged under adult supervision.
- Only batteries of the same equipment type as recommended are to be used.
- The supply terminals are not to be short-circuited.
- Always remove weak or dead batteries from the product.
- Remove batteries if the product will be stored for an extended period of time.

Please retain these instructions for future reference.

USE 3 "AA" SIZE BATTERIES

1  **2** 

3  **4** 


This device complies with Part 15 of the FCC Rules. Operation is subject to the following two conditions:
 (1) This device may not cause harmful interference, and
 (2) this device must accept any interference received, including interference that may cause undesired operation.



6 03623 91738 0

for class B digital
 designed to provide
 essential installation,
 r in a particular

MINDSCOPE



Manufactured for:
MINDSCOPE PRODUCTS
PO BOX 9525
GLENDALE, CA 91226
(626)398-2000

Ages 3 to Adult
Product and color may vary.
Made in Shantou, Guangdong, China
BATCH NUMBER: 51010
05/10/2010
Item # TT2

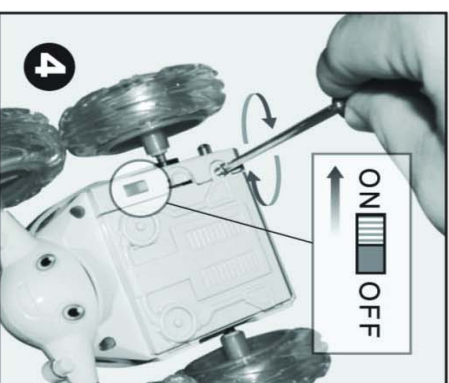
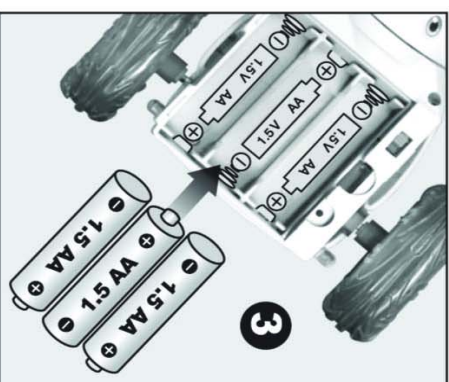
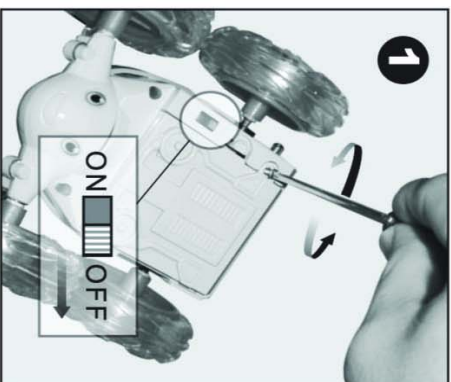
NOTE: This equipment has been tested and found to comply with the limits for a Class B digital device, pursuant to Part 15 of the FCC Rules. These limits are designed to provide reasonable protection against harmful interference in a residential installation. This equipment generates, uses and can radiate radio frequency energy and, if not installed and used in accordance with the instructions, may cause harmful interference to radio communications. However, there is no guarantee that interference will not occur in a particular installation. If this equipment causes harmful interference to radio or television reception, which can be determined by turning the equipment off and on, the user is encouraged to try to correct the interference by one or more of the following measures:

- Reorient or relocate the receiving antenna.
- Increase the separation between the equipment and receiver.
- Connect the equipment into an outlet on a circuit different from that to which the receiver is connected.
- Consult the dealer or an experienced radio/TV technician for help.

WARNING: Changes or modifications to this unit not expressly approved by the party responsible for compliance could void the user's authority to operate the equipment.

CAUTION:

- Remove old batteries and replace with new batteries. Be sure to insert batteries correctly according to (+) and (-) symbols located in the battery compartment.
 - Be sure to insert batteries correctly with adult supervision and always follow the toy and battery manufacturer's instructions.
 - Do not mix old and new batteries.
 - Do not mix alkaline, standard (carbo-zinc), or rechargeable (nickel-cadmium) batteries.
 - Rechargeable batteries are to be removed from the toy before being charged.
 - Non-rechargeable batteries are not to be recharged.
 - Rechargeable batteries are only to be charged under adult supervision.
 - Only batteries of the same equivalent type as recommended are to be used.
 - The supply terminals are not to be short-circuited.
 - Always remove weak or dead batteries from the product.
 - Remove batteries if the product will be stored for an extended period of time.
- Please retain these instructions for future reference.



USE 3 "AA" SIZE BATTERIES

This device complies with Part 15 of the FCC Rules. Operation is subject to the following two conditions:

- (1) this device may not cause harmful interference, and
- (2) this device must accept any interference received, including interference that may cause undesired operation.

