



FCC ID: YKB751BD001

IC: 9095A-WD650BDN

AUDIX Technology (Shenzhen) Co., Ltd.

FCC PART 15C and RSS-210 TEST REPORT FOR CERTIFICATION
On Behalf of

Audio Partnership PLC

150Mbps Wireless Lite N USB Adapter

Model No.: WD650-BD-N

FCC ID: YKB751BD001

IC: 9095A-WD650BDN

Prepared for : Audio Partnership PLC
Gallery Court, Hankey Place, London, SE1 4BB U.K.

Prepared By : Audix Technology (Shenzhen) Co., Ltd.
No. 6, Ke Feng Rd., 52 Block,
Shenzhen Science & Industrial Park,
Nantou, Shenzhen, Guangdong, China

Tel: (0755) 26639496

Report Number : ACS-F11071
Date of Test : Feb.21~Mar.28, 2011
Date of Report : Apr.25, 2011

TABLE OF CONTENTS

| <u>Description</u> | <u>Page</u> |
|--|-------------|
| 1. SUMMARY OF STANDARDS AND RESULTS..... | 1-1 |
| 1.1. Description of Standards and Results | 1-1 |
| 2. GENERAL INFORMATION | 2-1 |
| 2.1. Description of Device (EUT) | 2-1 |
| 2.2. Test Information..... | 2-2 |
| 2.3. Data VS Power..... | 2-3 |
| 2.4. Tested Supporting System Details | 2-5 |
| 2.5. Block diagram of connection between the EUT and simulators..... | 2-6 |
| 2.6. Test Facility | 2-6 |
| 2.7. Measurement Uncertainty (95% confidence levels, k=2) | 2-7 |
| 3. POWER LINE CONDUCTED EMISSION TEST | 3-1 |
| 3.1. Test Equipment | 3-1 |
| 3.2. Block Diagram of Test Setup..... | 3-1 |
| 3.3. Power Line Conducted Emission Test Limits..... | 3-1 |
| 3.4. Configuration of EUT on Test | 3-2 |
| 3.5. Operating Condition of EUT..... | 3-2 |
| 3.6. Test Procedure..... | 3-2 |
| 3.7. Power Line Conducted Emission Test Results | 3-2 |
| 4. RADIATED EMISSION TEST | 4-1 |
| 4.1. Test Equipment | 4-1 |
| 4.2. Block Diagram of Test Setup..... | 4-1 |
| 4.3. Radiated Emission Limit..... | 4-2 |
| 4.4. EUT Configuration on Test..... | 4-3 |
| 4.5. Operating Condition of EUT..... | 4-3 |
| 4.6. Test Procedure..... | 4-3 |
| 4.7. Radiated Emission Test Results | 4-4 |
| 5. CONDUCTED SPURIOUS EMISSIONS..... | 5-1 |
| 5.1. Test Equipment | 5-1 |
| 5.2. Limit..... | 5-1 |
| 5.3. Test Procedure..... | 5-1 |
| 5.4. Test result..... | 5-1 |
| 6. BAND EDGE COMPLIANCE TEST | 6-1 |
| 6.1. Test Equipment | 6-1 |
| 6.2. Limit..... | 6-1 |
| 6.3. Test Produce | 6-1 |
| 6.4. Test Results | 6-1 |
| 7. 6dB and 99% Bandwidth Test | 7-1 |
| 7.1. Test Equipment | 7-1 |
| 7.2. Limit..... | 7-1 |
| 7.3. Test Procedure..... | 7-1 |
| 7.4. Test Results | 7-1 |
| 8. OUTPUT POWER TEST..... | 8-1 |
| 8.1. Test Equipment | 8-1 |
| 8.2. Limit (FCC Part 15C 15.247 b(3))..... | 8-1 |
| 8.3. Test Procedure..... | 8-1 |
| 8.4. Test Results | 8-2 |

| | | |
|------------|---|-------------|
| 9. | POWER SPECTRAL DENSITY TEST | 9-1 |
| 9.1. | Test Equipment | 9-1 |
| 9.2. | Limit..... | 9-1 |
| 9.3. | Test Procedure..... | 9-1 |
| 9.4. | Test Results | 9-2 |
| 10. | ANTENNA REQUIREMENT | 10-1 |
| 10.1. | STANDARD APPLICABLE..... | 10-1 |
| 10.2. | ANTENNA CONNECTED CONSTRUCTION | 10-1 |
| 11. | DEVIATION TO TEST SPECIFICATIONS..... | 11-1 |
| 12. | PHOTOGRAPH OF TEST | 12-1 |
| 12.1. | Photos of Power Line Conducted Emission Test..... | 12-1 |
| 12.2. | Photos of Radiated Emission Test..... | 12-2 |
| 13. | PHOTOGRAPH OF EUT | 13-1 |



FCC ID: YKB751BD001

IC: 9095A-WD650BDN

AUDIX Technology (Shenzhen) Co., Ltd.

TEST REPORT CERTIFICATION

Applicant : Audio Partnership PLC
 Manufacturer : Audio Partnership PLC
 EUT Description : 150Mbps Wireless Lite N USB Adapter
 FCC ID : YKB751BD001
 IC : 9095A-WD650BDN
 (A) MODEL NO. : WD650-BD-N
 (B) SERIAL NO. : N/A
 (C) POWER SUPPLY : DC 5V From PC
 (D) TEST VOLTAGE : DC 5V From PC Input AC 120V/60Hz

Tested for comply with:
 FCC Rules and Regulations Part 15 Subpart C:2008, ANSI C63.10:2009
 RSS-210, ISSUE 8, December 2010
 RSS-Gen, ISSUE 3, December 2010

The device described above is tested by AUDIX TECHNOLOGY (SHENZHEN) CO., LTD. to confirm comply with all the FCC Part 15 Subpart C and RSS-210, RSS-GEN requirements.

The test results are contained in this test report and AUDIX TECHNOLOGY (SHENZHEN) CO., LTD. is assumed full responsibility for the accuracy and completeness of these tests. Also, this report shows that the Equipment Under Test (EUT) is to be technically compliant with the FCC and IC requirements.

This Report is made under FCC Part 2.1075. No modifications were required during testing to bring this product into compliance.

This report applies to above tested sample only. This report shall not be reproduced in part without written approval of AUDIX TECHNOLOGY (SHENZHEN) CO., LTD.

Date of Test : Feb.21~ Mar.28, 2011 Report of date: Apr.25, 2011

Prepared by : Blove Ye Reviewer by : Sunny Lu
 Blove Ye / Assistant Sunny Lu / Senior Assistant

信華科技 (深圳) 有限公司
 Audix Technology (Shenzhen) Co., Ltd.
 EMC 部門 報告 專用章
 Stamp only for EMC Dept. Report
 Signature: Ken Lu

Approved & Authorized Signer : Ken Lu / Manager

1. SUMMARY OF STANDARDS AND RESULTS

1.1. Description of Standards and Results

The EUT have been tested according to the applicable standards as referenced below.

| EMISSION | | |
|-------------------------------|---|---------|
| Description of Test Item | Standard | Results |
| Power Line Conducted Emission | FCC Part 15: 15.207 ANSI C63.10: 2009 RSS-210 ISSUE 8 | PASS |
| Radiated Emission | FCC Part 15: 15.209 ANSI C63.10: 2009 RSS-210 ISSUE 8 | PASS |
| Band Edge Compliance | FCC Part 15: 15.247 ANSI C63.10: 2009 RSS-210 ISSUE 8 | PASS |
| Conducted spurious emissions | FCC Part 15: 15.247 ANSI C63.10: 2009 RSS-210 ISSUE 8 | PASS |
| 6dB Bandwidth | FCC Part 15: 15.247 ANSI C63.10: 2009 RSS-210 ISSUE 8 | PASS |
| Peak Output Power | FCC Part 15: 15.247 ANSI C63.10: 2009 RSS-210 ISSUE 8 | PASS |
| Power Spectral Density | FCC Part 15: 15.247 ANSI C63.10: 2009 RSS-210 ISSUE 8 | PASS |
| 99% bandwidth | RSS-210 ISSUE 8 | PASS |
| Antenna requirement | FCC Part 15: 15.203 RSS-210 ISSUE 8 | PASS |

2. GENERAL INFORMATION

2.1. Description of Device (EUT)

| | | |
|-----------------------|---|--|
| Product Name | : | 150Mbps Wireless Lite N USB Adapter |
| Model Number | : | WD650-BD-N |
| FCC ID | : | YKB751BD001 |
| IC | : | 9095A-WD650BDN |
| Operation Frequency | : | IEEE 802.11b: 2412MHz—2462MHz IEEE 802.11g: 2412MHz—2462MHz IEEE 802.11n HT20: 2412MHz—2462MHz IEEE 802.11n HT40: 2422MHz—2452MHz |
| Channel Number | : | IEEE 802.11b/g, IEEE 802.11n HT20: 11 Channels IEEE 802.11n HT40: 7Channels |
| Modulation Technology | : | IEEE 802.11b: DSSS(CCK,DQPSK,DBPSK) IEEE 802.11g: OFDM(64QAM, 16QAM, QPSK, BPSK) IEEE 802.11n HT20, HT40: OFDM (64QAM, 16QAM, QPSK,BPSK) |
| Antenna Assembly Gain | : | Integrated PCB antenna, 1TX2R 2.12dBi (maximum) |
| Applicant | : | Audio Partnership PLC Gallery Court, Hankey Place, London, SE1 4BB U.K. |
| Manufacturer | : | Audio Partnership PLC Gallery Court, Hankey Place, London, SE1 4BB U.K. |
| Date of Test | : | Feb.21~Mar.28, 2011 |
| Date of Receipt | : | Feb.20, 2011 |
| Sample Type | : | Prototype production |

2.2. Test Information

A special test software was used to control EUT work in Continuous TX mode(100% duty cycle), and select test channel, wireless mode and data rate.

| Tested mode, channel, and data rate information | | | |
|---|-------------------------------|-------------|--------------------|
| Mode | data rate (Mbps)(see Note) | Channel | Frequency (MHz) |
| IEEE 802.11b | 11 | Low :CH1 | 2412 |
| | 11 | Middle: CH6 | 2437 |
| | 11 | High: CH11 | 2462 |
| IEEE 802.11g | 54 | Low :CH1 | 2412 |
| | 54 | Middle: CH6 | 2437 |
| | 54 | High: CH11 | 2462 |
| IEEE 802.11n HT20 | 65 | Low :CH1 | 2412 |
| | 65 | Middle: CH6 | 2437 |
| | 65 | High: CH11 | 2462 |
| IEEE 802.11n HT40 | 162 | Low :CH1 | 2422 |
| | 162 | Middle: CH4 | 2437 |
| | 162 | High: CH7 | 2452 |

Note: According exploratory test, EUT will have maximum output power in those data rate, so those data rate were used for all test.

2.3.Data VS Power

| Mode | Data rate (Mbps) | CH | AV Power (dBm) | PK Power (dBm) |
|-------------|------------------|-----|----------------|----------------|
| 11b | 1 | CH1 | 16.95 | 18.40 |
| | 2 | CH1 | 16.90 | 18.42 |
| | 5.5 | CH1 | 16.89 | 18.47 |
| | 11 | CH1 | 16.88 | 18.49 |
| 11g | 6 | CH1 | 15.42 | 23.49 |
| | 9 | CH1 | 15.39 | 23.51 |
| | 12 | CH1 | 15.38 | 23.53 |
| | 18 | CH1 | 15.34 | 23.55 |
| | 24 | CH1 | 15.35 | 23.57 |
| | 36 | CH1 | 15.30 | 23.59 |
| | 48 | CH1 | 15.29 | 23.60 |
| | 54 | CH1 | 15.27 | 23.62 |
| 11n HT20 | 6.5 | CH1 | 14.99 | 23.67 |
| | 13 | CH1 | 14.95 | 23.65 |
| | 19.5 | CH1 | 14.96 | 23.69 |
| | 26 | CH1 | 14.92 | 23.71 |
| | 39 | CH1 | 14.94 | 23.74 |
| | 52 | CH1 | 14.91 | 23.76 |
| | 58.5 | CH1 | 14.92 | 23.74 |
| | 65 | CH1 | 14.89 | 23.80 |
| 11n HT40 | 13.5 | CH1 | 8.76 | 16.10 |
| | 27 | CH1 | 8.72 | 16.14 |
| | 40.5 | CH1 | 8.70 | 16.18 |
| | 54 | CH1 | 8.69 | 16.17 |
| | 81 | CH1 | 8.67 | 16.13 |
| | 108 | CH1 | 8.64 | 16.19 |
| | 121.5 | CH1 | 8.60 | 16.09 |
| | 135 | CH1 | 8.55 | 16.20 |
| | 162 | CH1 | 8.53 | 16.21 |

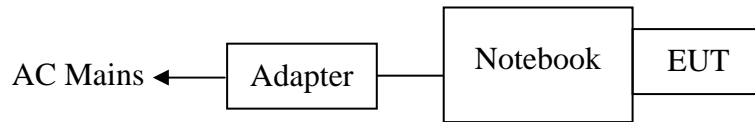
| Mode | Data rate (Mbps) | CH | AV Power (dBm) | PK Power (dBm) |
|-------------|------------------|-----|----------------|----------------|
| 11b | 1 | CH6 | 17.56 | 18.79 |
| | 2 | CH6 | 17.52 | 18.82 |
| | 5.5 | CH6 | 17.49 | 18.84 |
| | 11 | CH6 | 17.45 | 18.86 |
| 11g | 6 | CH6 | 17.68 | 24.89 |
| | 9 | CH6 | 17.69 | 24.87 |
| | 12 | CH6 | 17.59 | 24.96 |
| | 18 | CH6 | 17.62 | 24.98 |
| | 24 | CH6 | 17.54 | 25.00 |
| | 36 | CH6 | 17.53 | 24.97 |
| | 48 | CH6 | 17.50 | 25.01 |
| | 54 | CH6 | 17.49 | 25.04 |
| 11n HT20 | 6.5 | CH6 | 17.64 | 25.06 |
| | 13 | CH6 | 17.60 | 25.10 |
| | 19.5 | CH6 | 17.56 | 25.14 |
| | 26 | CH6 | 17.54 | 25.18 |
| | 39 | CH6 | 17.50 | 25.20 |
| | 52 | CH6 | 17.52 | 25.19 |
| | 58.5 | CH6 | 17.46 | 25.24 |
| | 65 | CH6 | 17.41 | 25.26 |
| 11n HT40 | 13.5 | CH4 | 13.59 | 21.20 |
| | 27 | CH4 | 13.54 | 21.26 |
| | 40.5 | CH4 | 13.49 | 21.29 |
| | 54 | CH4 | 13.45 | 21.27 |
| | 81 | CH4 | 13.39 | 21.34 |
| | 108 | CH4 | 13.34 | 21.39 |
| | 121.5 | CH4 | 13.30 | 21.30 |
| | 135 | CH4 | 13.46 | 21.23 |
| | 162 | CH4 | 13.37 | 21.38 |

| Mode | Data rate (Mbps) | CH | AV Power (dBm) | PK Power (dBm) |
|----------|------------------|------|----------------|----------------|
| 11b | 1 | CH11 | 17.95 | 19.15 |
| | 2 | CH11 | 17.92 | 19.18 |
| | 5.5 | CH11 | 17.86 | 19.21 |
| | 11 | CH11 | 17.82 | 19.24 |
| 11g | 6 | CH11 | 17.21 | 24.59 |
| | 9 | CH11 | 17.19 | 24.46 |
| | 12 | CH11 | 17.20 | 24.62 |
| | 18 | CH11 | 17.15 | 24.63 |
| | 24 | CH11 | 17.13 | 24.74 |
| | 36 | CH11 | 17.10 | 24.68 |
| | 48 | CH11 | 17.06 | 24.73 |
| | 54 | CH11 | 16.99 | 24.78 |
| 11n HT20 | 6.5 | CH11 | 16.68 | 24.26 |
| | 13 | CH11 | 16.64 | 24.30 |
| | 19.5 | CH11 | 16.61 | 24.35 |
| | 26 | CH11 | 16.59 | 24.39 |
| | 39 | CH11 | 16.54 | 24.42 |
| | 52 | CH11 | 16.50 | 24.40 |
| | 58.5 | CH11 | 16.48 | 24.43 |
| | 65 | CH11 | 16.44 | 24.49 |
| 11n HT40 | 13.5 | CH7 | 9.89 | 17.58 |
| | 27 | CH7 | 9.85 | 17.62 |
| | 40.5 | CH7 | 9.81 | 17.65 |
| | 54 | CH7 | 9.78 | 17.60 |
| | 81 | CH7 | 9.80 | 17.69 |
| | 108 | CH7 | 9.73 | 17.75 |
| | 121.5 | CH7 | 9.70 | 17.79 |
| | 135 | CH7 | 9.68 | 17.84 |
| | 162 | CH7 | 9.74 | 17.73 |

2.4. Tested Supporting System Details

| No. | Description | ACS No. | Manufacturer | Model | Serial Number | Approved type |
|--|-------------|---------|--------------|-------|---------------|--|
| 1 | Notebook | - | DELL | PP09S | N/A | <input checked="" type="checkbox"/> FCC DoC <input checked="" type="checkbox"/> BSMI ID: R41108 |
| Power Cord: Unshielded, Detachable, 1.8m Power Adapter: Manufacturer: DELL, M/N: LA65NS1-00 Cable: Unshielded, Detachable, 4.0m(Bond one ferrite core) | | | | | | |

2.5. Block diagram of connection between the EUT and simulators



(EUT: 150Mbps Wireless Lite N USB Adapter)

2.6. Test Facility

Site Description

Name of Firm : Audix Technology (Shenzhen) Co., Ltd.
No. 6, Ke Feng Rd., 52 Block, Shenzhen
Science & Industrial Park, Nantou,
Shenzhen, Guangdong, China

3m Anechoic Chamber : Mar.31, 2009 File on Federal
Communication Commission
Registration Number: 90454

3m & 10m Anechoic Chamber : Dec. 30, 2009 File on Federal
Communication Commission
Registration Number: 794232

EMC Lab. : Certificated by Industry Canada
Registration Number: IC 5183A-1
Jul. 03, 2009

: Accredited by DATech, German
Registration Number: DAT-P-091/99-01
Feb. 02, 2009

Accredited by NVLAP, USA
NVLAP Code: 200372-0
Mar.31, 2012

2.7.Measurement Uncertainty (95% confidence levels, k=2)

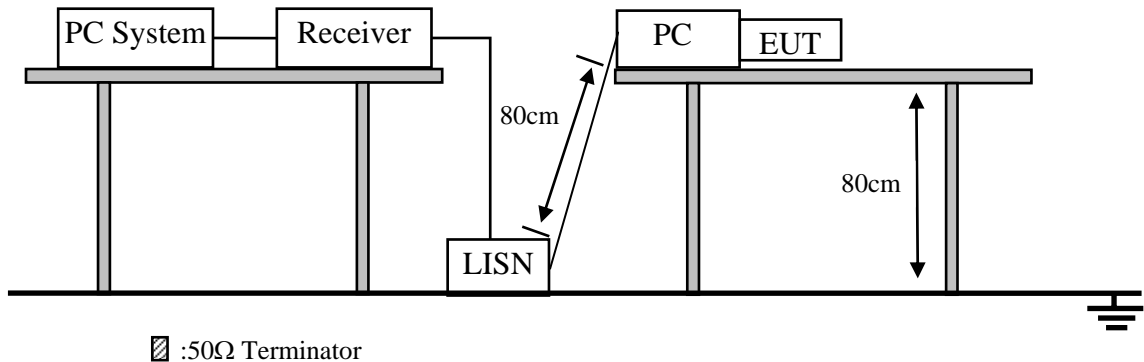
| Test Item | Uncertainty |
|---|--------------------------------------|
| Uncertainty for Conduction emission test in No. 1 Conduction | 3.22 dB(150kHz to 30MHz) |
| Uncertainty for Radiation Emission test in 3m chamber | 4.20 dB (Polarize: V) |
| | 4.66 dB (Polarize: H) |
| Uncertainty for Radiated Spurious Emission test in RF chamber | 2.70 dB(Bilog antenna 30M~1000MHz) |
| | 2.27 dB(Horn antenna 1000M~12750MHz) |
| Uncertainty for Conduction Spurious emission test | 2.12 dB |
| Uncertainty for Output power test | 0.97 dB |
| Uncertainty for Power density test | 2.21 dB |
| Uncertainty for Frequency range test | 1×10^{-9} |
| Uncertainty for Bandwidth test | 1×10^{-9} |
| Uncertainty for DC power test | 0.038 % |
| Uncertainty for test site temperature and humidity | 0.3°C |
| | 2% |

3. POWER LINE CONDUCTED EMISSION TEST

3.1. Test Equipment

| Item | Equipment | Manufacturer | Model No. | Serial No. | Last Cal. | Cal. Interval |
|------|----------------|-----------------|-----------|---------------|------------|---------------|
| 1. | Test Receiver | Rohde & Schwarz | ESHS10 | 838693/001 | Nov.05, 10 | 1 Year |
| 2. | L.I.S.N.#1 | Rohde & Schwarz | ESH2-Z5 | 834066/011 | Nov.05, 10 | 1 Year |
| 3. | Terminator | Hubersuhner | 50Ω | No. 1 | May.08, 10 | 1 Year |
| 4. | Terminator | Hubersuhner | 50Ω | No. 2 | May.08, 10 | 1 Year |
| 5. | RF Cable | Fujikura | 3D-2W | LISN Cable 1# | May.08, 10 | 1Year |
| 6. | Coaxial Switch | Anritsu | MP59B | M55367 | May.08, 10 | 1 Year |
| 7. | Passive Probe | Rohde & Schwarz | ESH2-Z3 | 299.7810.52 | May.08, 10 | 1 Year |
| 8. | Pulse Limiter | Rohde & Schwarz | ESH3-Z2 | 100341 | May.08, 10 | 1 Year |
| 9. | Oscilloscope | Tektronix | TDS3052B | B026036 | May.08, 10 | 1 Year |

3.2. Block Diagram of Test Setup



3.3. Power Line Conducted Emission Test Limits

| Frequency | Maximum RF Line Voltage | |
|-----------------|----------------------------|-------------------------|
| | Quasi-Peak Level dB(μV) | Average Level dB(μV) |
| 150kHz ~ 500kHz | 66 ~ 56* | 56 ~ 46* |
| 500kHz ~ 5MHz | 56 | 46 |
| 5MHz ~ 30MHz | 60 | 50 |

Notes: 1. * Decreasing linearly with logarithm of frequency.

2. The lower limit shall apply at the transition frequencies.

3.4. Configuration of EUT on Test

The following equipment are installed on Power Line Conducted Emission Test to meet the commission requirement and operating regulations in a manner which tends to maximize its emission characteristics in a normal application.

3.4.1. 150Mbps Wireless Lite N USB Adapter (EUT)

Model Number : WD650-BD-N
Serial Number : N/A

3.4.2. Support Equipment: As Tested Supporting System Details, in Section 2.3.

3.5. Operating Condition of EUT

3.5.1. Setup the EUT and simulator as shown as Section 2.4.

3.5.2. Turned on the power of all equipment.

3.5.3. PC run test software to control EUT work in Tx mode.

3.6. Test Procedure

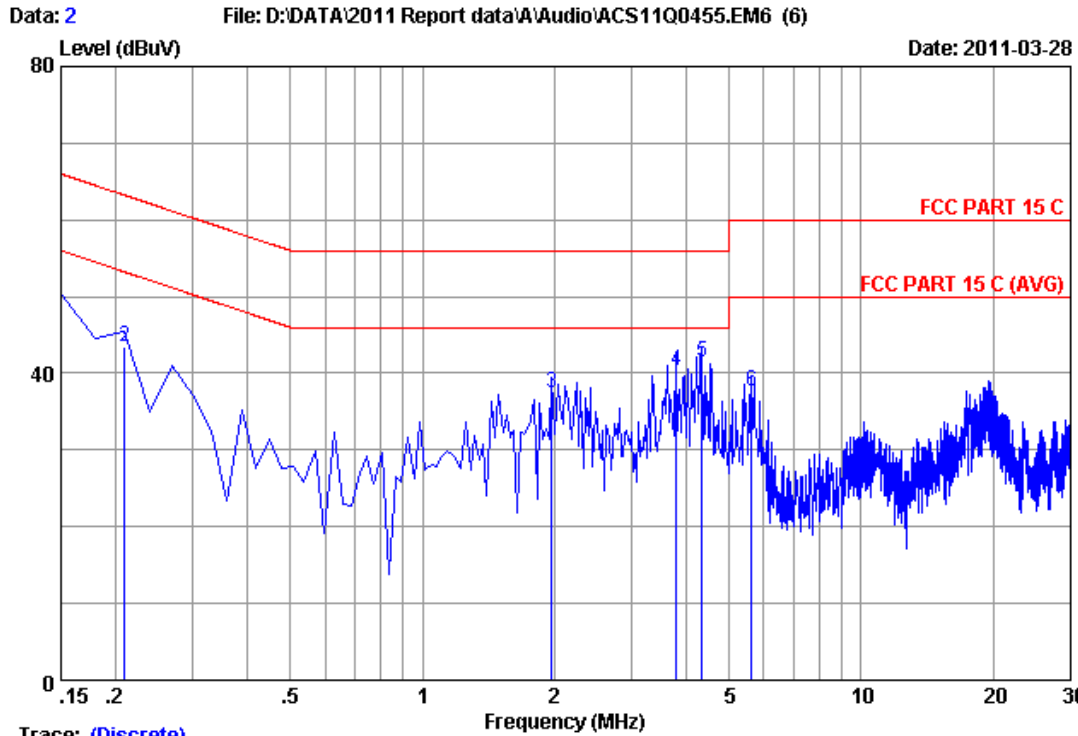
The EUT was placed on a non-metallic table, 80cm above the ground plane. The EUT Power Via Notebook connected to the power mains through a line impedance stabilization network (L.I.S.N. 1#). This provides a 50 ohm coupling impedance for the EUT (Please refer the block diagram of the test setup and photographs). The AC line are checked to find out the maximum conducted emission. In order to find the maximum emission levels, the relative positions of equipment and all of the interface cables shall be changed according to ANSI C63.10: 2009 on Conducted Emission Test.

The bandwidth of test receiver (R & S ESHS10) is set at 10kHz.

The frequency range from 150kHz to 30MHz is checked.

3.7. Power Line Conducted Emission Test Results

PASS. (All emissions not reported below are too low against the prescribed limits.)

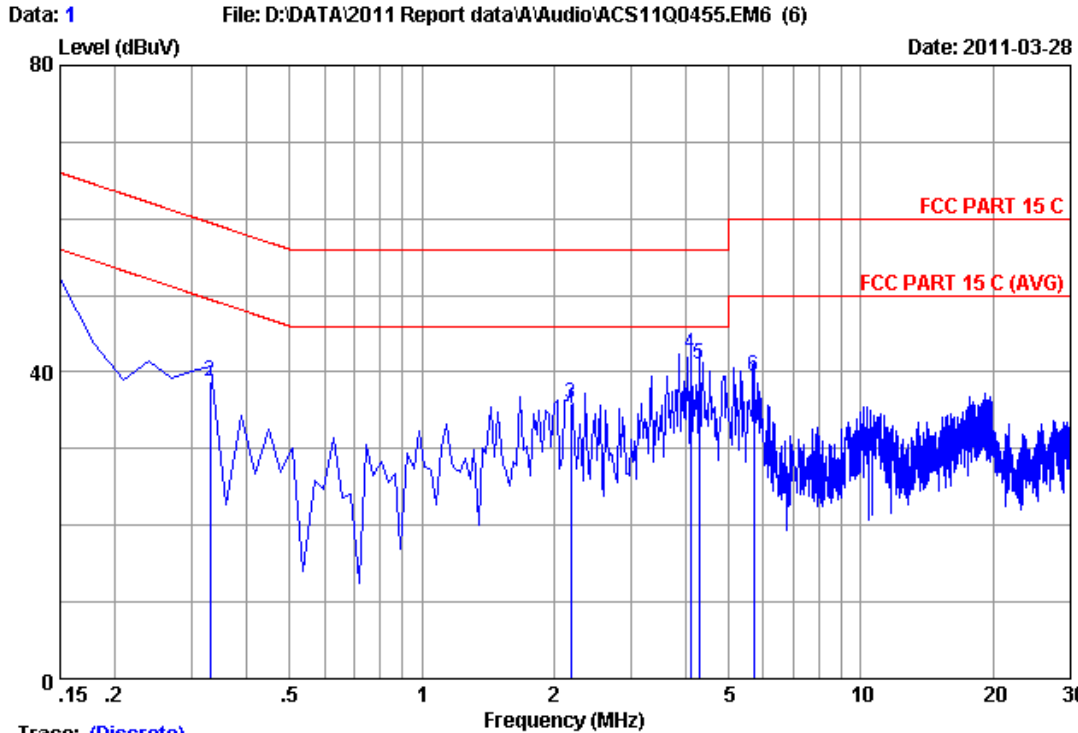


Trace: (Discrete)

Site no :1#conduction Data No :2
 Dis./Ant. **: 2011 ESH2-25 LINE
 Limit :FCC PART 15 C
 Env./Ins. :29.5*C/55% Engineer :Leo-Li
 EUT :150Mbps Wireless Lite N USB Adapter
 Power Rating :DC 5V From PC Input AC 120V/60Hz
 Test Mode :Tx Mode
 M/N:WD650-BD-N

| No | Freq (MHz) | LISN Factor (dB) | Cable Loss (dB) | Reading (dBuV) | Emission Level (dBuV) | Limits (dBuV) | Margin (dB) | Remark |
|----|------------|------------------|-----------------|----------------|-----------------------|---------------|-------------|--------|
| 1 | 0.15000 | 0.17 | 9.88 | 38.35 | 48.40 | 66.00 | 17.60 | QP |
| 2 | 0.20970 | 0.17 | 9.88 | 33.43 | 43.48 | 63.22 | 19.74 | QP |
| 3 | 1.971 | 0.31 | 9.90 | 27.32 | 37.53 | 56.00 | 18.47 | QP |
| 4 | 3.792 | 0.35 | 9.94 | 29.98 | 40.27 | 56.00 | 15.73 | QP |
| 5 | 4.329 | 0.36 | 9.94 | 31.04 | 41.34 | 56.00 | 14.66 | QP |
| 6 | 5.613 | 0.40 | 9.94 | 27.33 | 37.67 | 60.00 | 22.33 | QP |

Remarks: 1. Emission Level=LISN Factor+Cable Loss(Include 10dB pulse limit)+Reading.
 2. If the average limit is met when using a quasi-peak detector, the EUT shall be deemed to meet both limits and measurement with average detector is unnecessary.



Trace: (Discrete)

Site no :1#conduction Data No :1
 Dis./Ant. **: 2011 ESH2-25 NEUTRAL
 Limit :FCC PART 15 C
 Env./Ins. :29.5*C/55% Engineer :Leo-Li
 EUT :150Mbps Wireless Lite N USB Adapter
 Power Rating :DC 5V From PC Input AC 120V/60Hz
 Test Mode :Tx Mode
 M/N:WD650-BD-N

| No | Freq (MHz) | LISN Factor (dB) | Cable Loss (dB) | Reading (dBUV) | Emission Level (dBUV) | Limits (dBUV) | Margin (dB) | Remark |
|----|------------|------------------|-----------------|----------------|-----------------------|---------------|-------------|--------|
| 1 | 0.15000 | 0.21 | 9.88 | 40.09 | 50.18 | 66.00 | 15.82 | QP |
| 2 | 0.32910 | 0.22 | 9.88 | 28.74 | 38.84 | 59.47 | 20.63 | QP |
| 3 | 2.180 | 0.27 | 9.91 | 25.71 | 35.89 | 56.00 | 20.11 | QP |
| 4 | 4.090 | 0.31 | 9.94 | 32.08 | 42.33 | 56.00 | 13.67 | QP |
| 5 | 4.269 | 0.32 | 9.94 | 30.72 | 40.98 | 56.00 | 15.02 | QP |
| 6 | 5.702 | 0.35 | 9.95 | 29.15 | 39.45 | 60.00 | 20.55 | QP |

Remarks: 1.Emission Level=LISN Factor+Cable Loss(Include 10dB pulse limit)+Reading.
 2.If the average limit is met when using a quasi-peak detector, the EUT shall be deemed to meet both limits and measurement with average detector is unnecessary.

4. RADIATED EMISSION TEST

4.1. Test Equipment

Frequency rang: 30~1000MHz

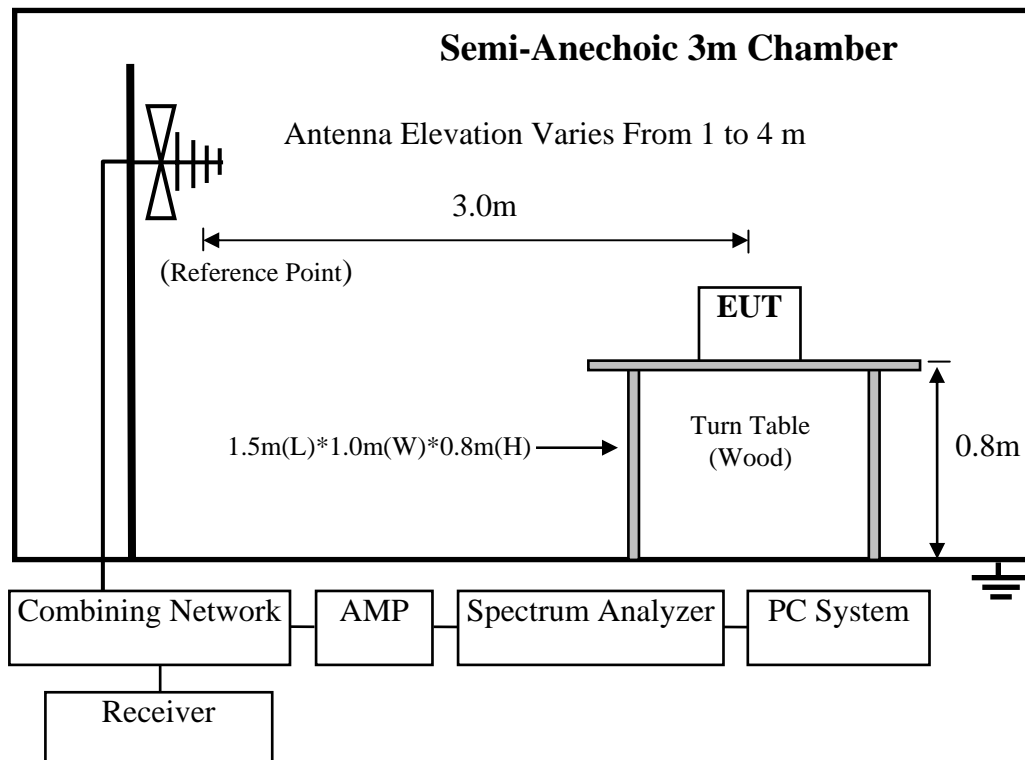
| Item | Equipment | Manufacturer | Model No. | Serial No. | Last Cal. | Cal. Interval |
|------|----------------|-----------------|-----------|-----------------|------------|---------------|
| 1 | 3#Chamber | AUDIX | N/A | N/A | Dec.05,10 | 1 Year |
| 2 | EMI Spectrum | Agilent | E4407B | MY41440292 | May.08, 10 | 1 Year |
| 3 | Test Receiver | Rohde & Schwarz | ESVS10 | 834468/011 | May.08, 10 | 1 Year |
| 4 | Amplifier | HP | 8447D | 2648A04738 | May.08, 10 | 1 Year |
| 5 | Bilog Antenna | Schaffner | CBL6111C | 2598 | Oct.26, 10 | 1 Year |
| 6 | RF Cable | MIYAZAKI | 8D-FB | 3# Chamber No.1 | May.08, 10 | 1 Year |
| 7 | Coaxial Switch | Anritsu | MP59B | M73989 | May.08, 10 | 1 Year |

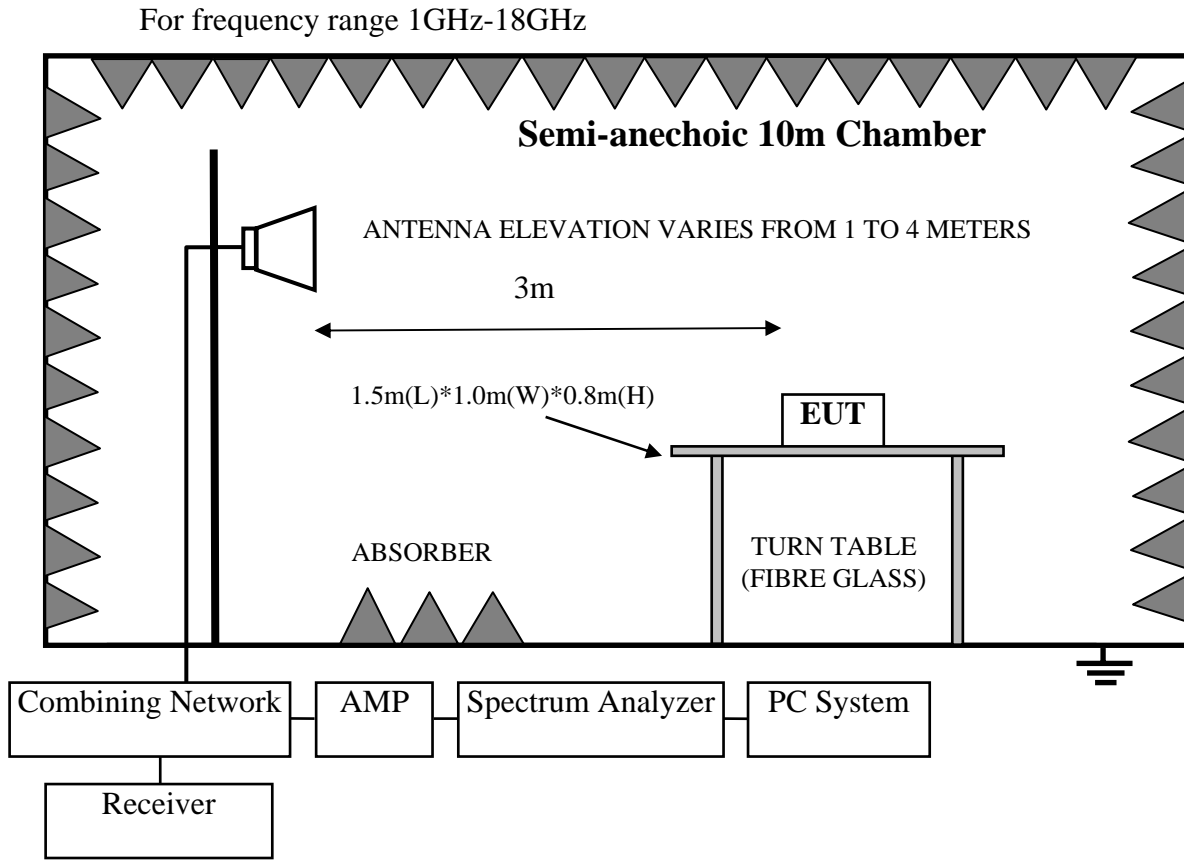
Frequency rang: above 1000MHz

| Item | Equipment | Manufacturer | Model No. | Serial No. | Last Cal. | Cal. Interval |
|------|-------------------|--------------|-------------|------------|------------|---------------|
| 1 | Spectrum Analyzer | Agilent | E4446A | US44300459 | May.08, 10 | 1 Year |
| 2 | Horn Antenna | EMCO | 3115 | 9607-4877 | Nov.25, 09 | 1.5 Year |
| 3 | Horn Antenna | EMCO | 3116 | 00060089 | Nov.25, 09 | 1.5 Year |
| 4 | Amplifier | Agilent | 8449B | 3008A00863 | May.08, 10 | 1 Year |
| 5 | RF Cable | Hubersuhner | SUCOFLEX102 | 28620/2 | May.08, 10 | 1 Year |
| 6 | RF Cable | Hubersuhner | SUCOFLEX102 | 29091/2 | May.08, 10 | 1 Year |

4.2. Block Diagram of Test Setup

For frequency range 30MHz-1000MHz





4.3. Radiated Emission Limit

4.3.1.15.209 limits

| FREQUENCY MHz | DISTANCE Meters | FIELD STRENGTHS LIMIT | |
|------------------|--------------------|---|-----------------------------------|
| | | $\mu\text{V}/\text{m}$ | $\text{dB}(\mu\text{V})/\text{m}$ |
| 30 ~ 88 | 3 | 100 | 40.0 |
| 88 ~ 216 | 3 | 150 | 43.5 |
| 216 ~ 960 | 3 | 200 | 46.0 |
| 960 ~ 1000 | 3 | 500 | 54.0 |
| Above 1000 | 3 | 74.0 $\text{dB}(\mu\text{V})/\text{m}$ (Peak) 54.0 $\text{dB}(\mu\text{V})/\text{m}$ (Average) | |

- Remark :
- (1) Emission level $\text{dB}\mu\text{V} = 20 \log$ Emission level $\mu\text{V}/\text{m}$
 - (2) The smaller limit shall apply at the cross point between two frequency bands.
 - (3) Distance is the distance in meters between the measuring instrument, antenna and the closest point of any part of the device or system.

4.3.2.15.205 Restricted bands of operation

| MHz | MHz | MHz | GHz |
|----------------------------|-----------------------|-----------------|------------------|
| 0.090 - 0.110 | 16.42 - 16.423 | 399.9 - 410 | 4.5 - 5.15 |
| ¹ 0.495 - 0.505 | 16.69475 - 16.69525 | 608 - 614 | 5.35 - 5.46 |
| 2.1735 - 2.1905 | 16.80425 - 16.80475 | 960 - 1240 | 7.25 - 7.75 |
| 4.125 - 4.128 | 25.5 - 25.67 | 1300 - 1427 | 8.025 - 8.5 |
| 4.17725 - 4.17775 | 37.5 - 38.25 | 1435 - 1626.5 | 9.0 - 9.2 |
| 4.20725 - 4.20775 | 73 - 74.6 | 1645.5 - 1646.5 | 9.3 - 9.5 |
| 6.215 - 6.218 | 74.8 - 75.2 | 1660 - 1710 | 10.6 - 12.7 |
| 6.26775 - 6.26825 | 108 - 121.94 | 1718.8 - 1722.2 | 13.25 - 13.4 |
| 6.31175 - 6.31225 | 123 - 138 | 2200 - 2300 | 14.47 - 14.5 |
| 8.291 - 8.294 | 149.9 - 150.05 | 2310 - 2390 | 15.35 - 16.2 |
| 8.362 - 8.366 | 156.52475 - 156.52525 | 2483.5 - 2500 | 17.7 - 21.4 |
| 8.37625 - 8.38675 | 156.7 - 156.9 | 2690 - 2900 | 22.01 - 23.12 |
| 8.41425 - 8.41475 | 162.0125 - 167.17 | 3260 - 3267 | 23.6 - 24.0 |
| 12.29 - 12.293 | 167.72 - 173.2 | 3332 - 3339 | 31.2 - 31.8 |
| 12.51975 - 12.52025 | 240 - 285 | 3345.8 - 3358 | 36.43 - 36.5 |
| 12.57675 - 12.57725 | 322 - 335.4 | 3600 - 4400 | (²) |

All the emissions appearing within 15.205 restricted frequency bands shall not exceed the limits shown in 15.209, all the other emissions shall be at least 20dB below the fundamental emissions, or comply with 15.209 limits.

4.4.EUT Configuration on Test

The configurations of EUT are listed in Section 3.5.

4.5.Operating Condition of EUT

Same as Conducted Emission test that is listed in Section 3.6. except the test set up replaced by Section 4.2.

4.6.Test Procedure

EUT and its simulators are placed on a turn table, which is 0.8 meter high above ground. The turn table can rotate 360 degrees to determine the position of the maximum emission level. Power on the EUT and let it working in test mode, then test it. EUT is set 3 meters away from the receiving antenna, which is mounted on a antenna tower. The antenna can be moved up and down between 1 meter and 4 meters to find out the maximum emission level. Broadband antenna (calibrated bilog antenna) is used as receiving antenna. Both horizontal and vertical polarization of the antenna are set on test.

The bandwidth of the EMI test receiver (R&S ESVS10) is set at 120kHz for frequency range from 30MHz to 1000 MHz.

The bandwidth of the Spectrum's VBW is set at 3MHz and RBW is set at 1MHz for peak emissions measurement above 1GHz and 1MHz RBW, 10Hz VBW for average emissions measure above 1GHz

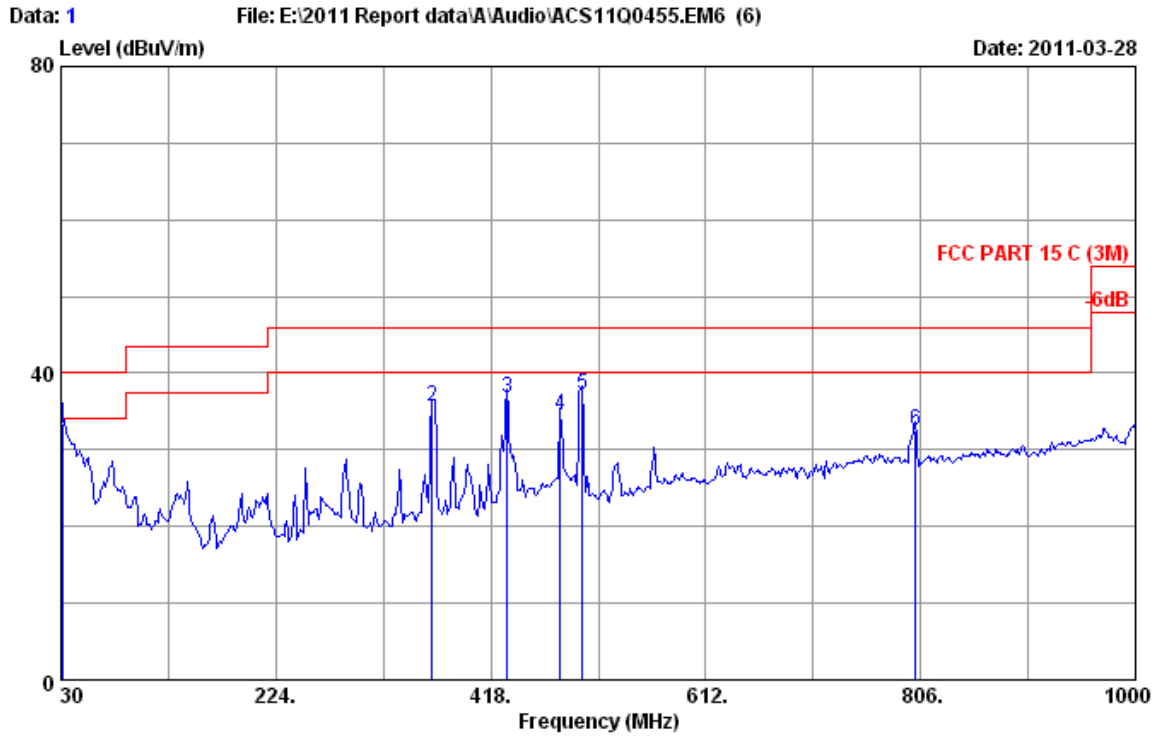
The frequency range from 30MHz to 10th harmonic (25GHz) are checked. and no any emissions were found from 18GHz to 25 GHz, So the radiated emissions from 18GHz to 25GHz were not record.

4.7. Radiated Emission Test Results

PASS.

All the emissions from 30MHz to 25 GHz were comply with 15.209 limits.

Note: For emissions above 1GHz, if peak level comply with average limit, then the average level is deemed to comply with average limit.



Site no. : 3m Chamber Data no. : 1
 Dis. / Ant. : 3m 2010 CBL6111C Ant. pol. : VERTICAL
 Limit : FCC PART 15 C (3M)
 Env. / Ins. : 24°C/56% Engineer : Sunny-lu
 EUT : 150Mbps Wireless Lite N USB Adapter
 Power rating : DC 5V From PC input AC 120V/60Hz
 Test Mode : Tx Mode
 WD650-BD-N

| No. | Freq. (MHz) | Ant. Factor (dB/m) | Cable Loss (dB) | Reading (dBuV) | Emission Level (dBuV/m) | Limits (dBuV/m) | Margin (dB) | Remark |
|-----|-------------|--------------------|-----------------|----------------|-------------------------|-----------------|-------------|--------|
| 1 | 31.940 | 18.88 | 0.63 | 13.83 | 33.34 | 40.00 | 6.66 | QP |
| 2 | 364.650 | 15.55 | 2.76 | 17.27 | 35.58 | 46.00 | 10.42 | QP |
| 3 | 432.550 | 17.42 | 3.12 | 16.28 | 36.82 | 46.00 | 9.18 | QP |
| 4 | 481.050 | 18.11 | 3.43 | 12.92 | 34.46 | 46.00 | 11.54 | QP |
| 5 | 500.450 | 18.30 | 3.55 | 15.46 | 37.31 | 46.00 | 8.69 | QP |
| 6 | 801.150 | 22.00 | 4.90 | 5.73 | 32.63 | 46.00 | 13.37 | QP |

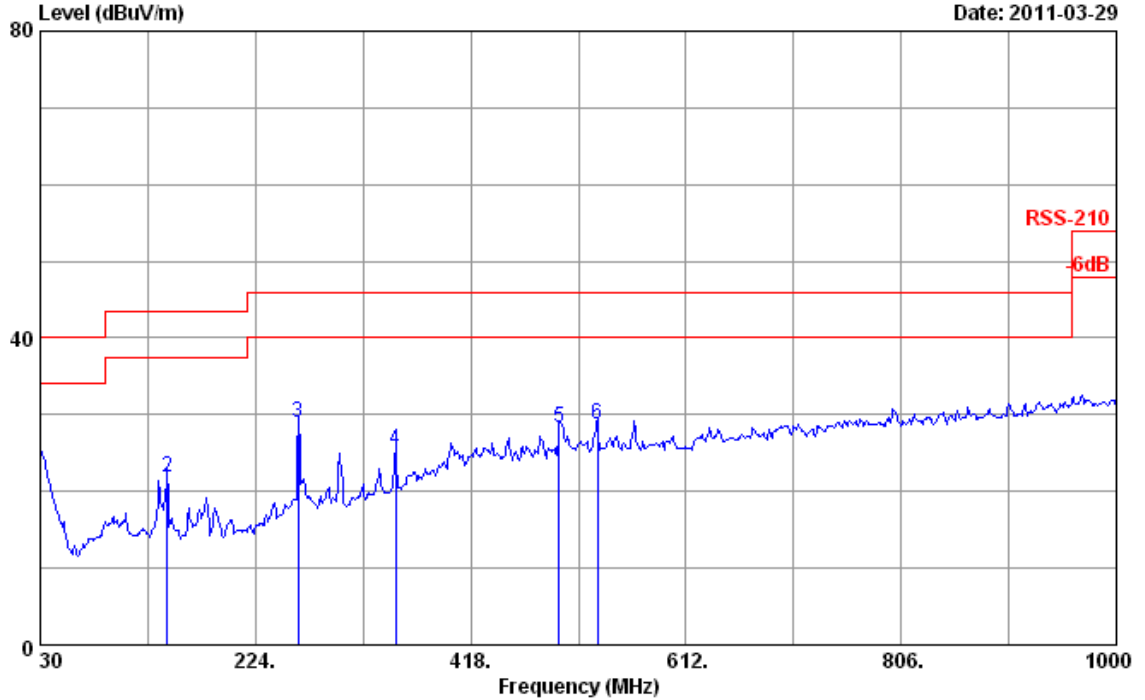
Remarks: 1. Emission Level= Antenna Factor + Cable Loss + Reading.
 2. The emission levels that are 20dB below the official limit are not reported.

RX

Data: 6

File: E:\2011 Report data\A\Audio\ACS11Q0455.EM6 (6)

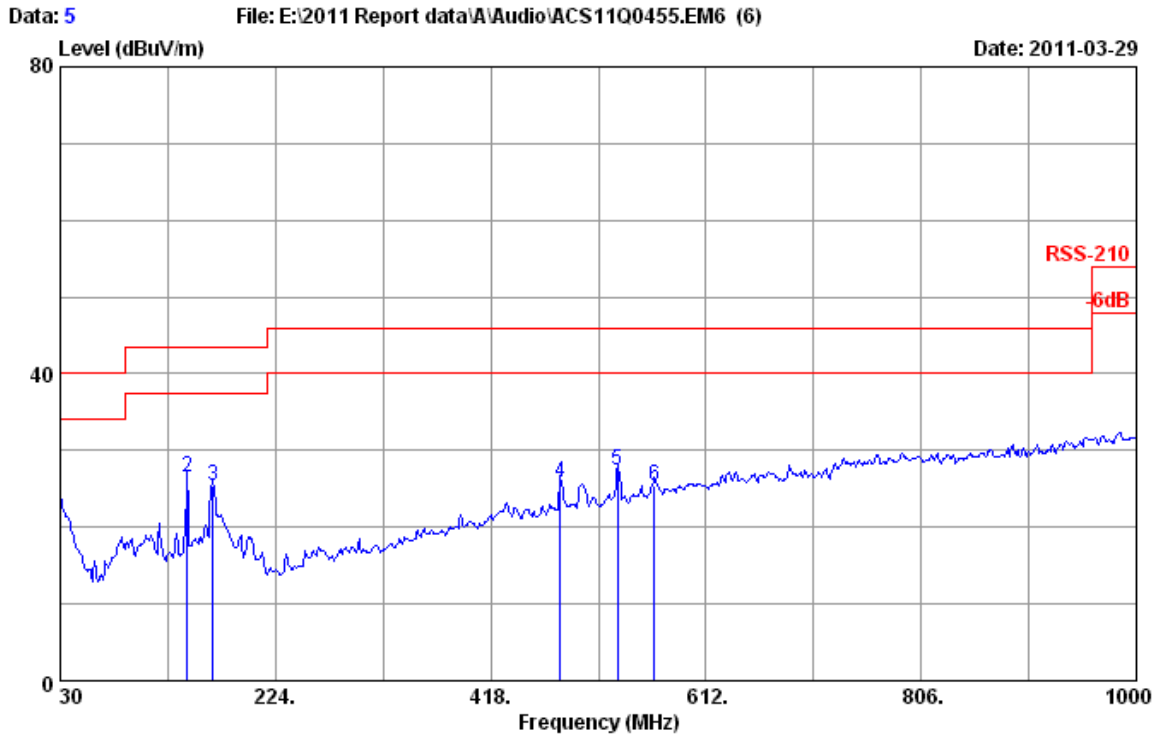
Date: 2011-03-29



Site no. : 3m Chamber Data no. : 6
 Dis. / Ant. : 3m 2010 CBL6111C Ant. pol. : HORIZONTAL
 Limit : RSS-210
 Env. / Ins. : 24°C/56% Engineer : Sunny-lu
 EUT : 150Mbps Wireless Lite N USB Adapter
 Power rating : DC 5V From PC input AC 120V/60Hz
 Test Mode : Rx Mode
 WD650-BD-N

| No. | Freq. (MHz) | Ant. Factor (dB/m) | Cable Loss (dB) | Reading (dBuV) | Emission Level (dBuV/m) | Limits (dBuV/m) | Margin (dB) | Remark |
|-----|-------------|--------------------|-----------------|----------------|-------------------------|-----------------|-------------|--------|
| 1 | 30.000 | 20.00 | 0.61 | 3.81 | 24.42 | 40.00 | 15.58 | QP |
| 2 | 144.460 | 11.92 | 1.14 | 8.81 | 21.87 | 43.50 | 21.63 | QP |
| 3 | 262.800 | 13.80 | 2.25 | 12.84 | 28.89 | 46.00 | 17.11 | QP |
| 4 | 350.100 | 15.10 | 2.70 | 7.62 | 25.42 | 46.00 | 20.58 | QP |
| 5 | 497.540 | 18.27 | 3.53 | 6.50 | 28.30 | 46.00 | 17.70 | QP |
| 6 | 532.460 | 18.27 | 3.73 | 6.74 | 28.74 | 46.00 | 17.26 | QP |

Remarks: 1. Emission Level= Antenna Factor + Cable Loss + Reading.
 2. The emission levels that are 20dB below the official limit are not reported.

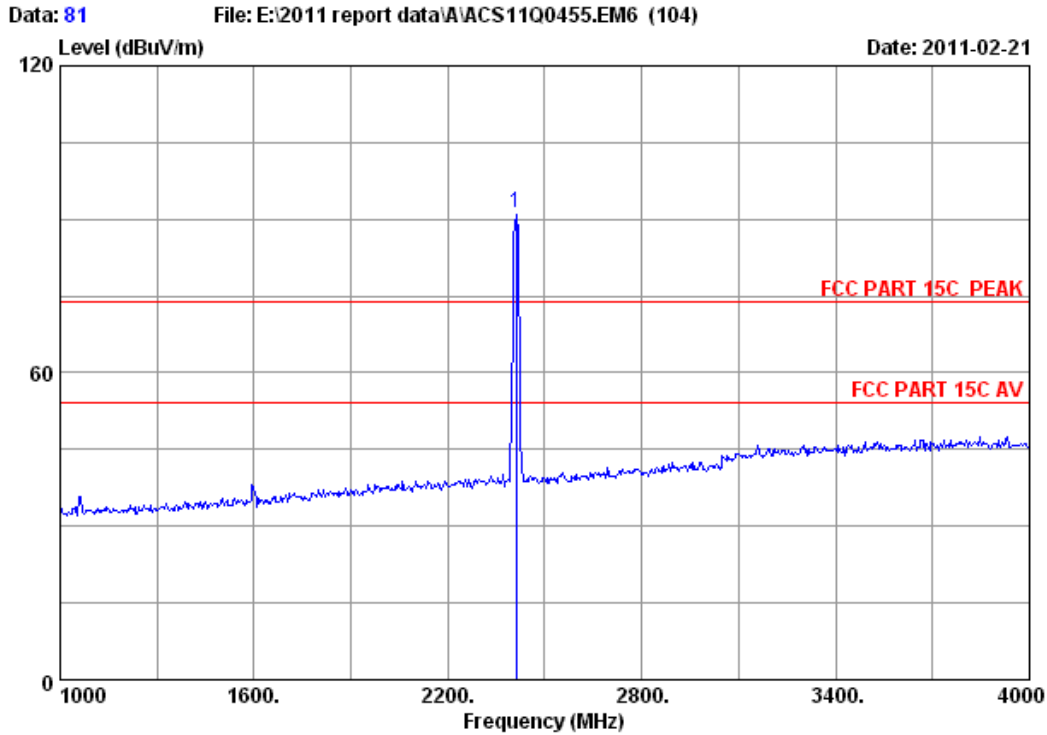


Site no. : 3m Chamber Data no. : 5
 Dis. / Ant. : 3m 2010 CBL6111C Ant. pol. : VERTICAL
 Limit : RSS-210
 Env. / Ins. : 24°C/56% Engineer : Sunny-lu
 EUT : 150Mbps Wireless Lite N USB Adapter
 Power rating : DC 5V From PC input AC 120V/60Hz
 Test Mode : Rx Mode
 WD650-BD-N

| No. | Freq. (MHz) | Ant. Factor (dB/m) | Cable Loss (dB) | Reading (dBuV) | Emission Level (dBuV/m) | Limits (dBuV/m) | Margin (dB) | Remark |
|-----|-------------|--------------------|-----------------|----------------|-------------------------|-----------------|-------------|--------|
| 1 | 30.000 | 20.00 | 0.61 | 2.49 | 23.10 | 40.00 | 16.90 | QP |
| 2 | 144.460 | 11.92 | 1.14 | 13.39 | 26.45 | 43.50 | 17.05 | QP |
| 3 | 167.740 | 10.40 | 1.34 | 13.60 | 25.34 | 43.50 | 18.16 | QP |
| 4 | 481.050 | 18.11 | 3.43 | 4.24 | 25.78 | 46.00 | 20.22 | QP |
| 5 | 532.460 | 18.27 | 3.73 | 5.40 | 27.40 | 46.00 | 18.60 | QP |
| 6 | 565.440 | 19.61 | 3.92 | 1.99 | 25.52 | 46.00 | 20.48 | QP |

Remarks: 1. Emission Level= Antenna Factor + Cable Loss + Reading.
 2. The emission levels that are 20dB below the official limit are not reported.

Frequency: 1GHz~4GHz



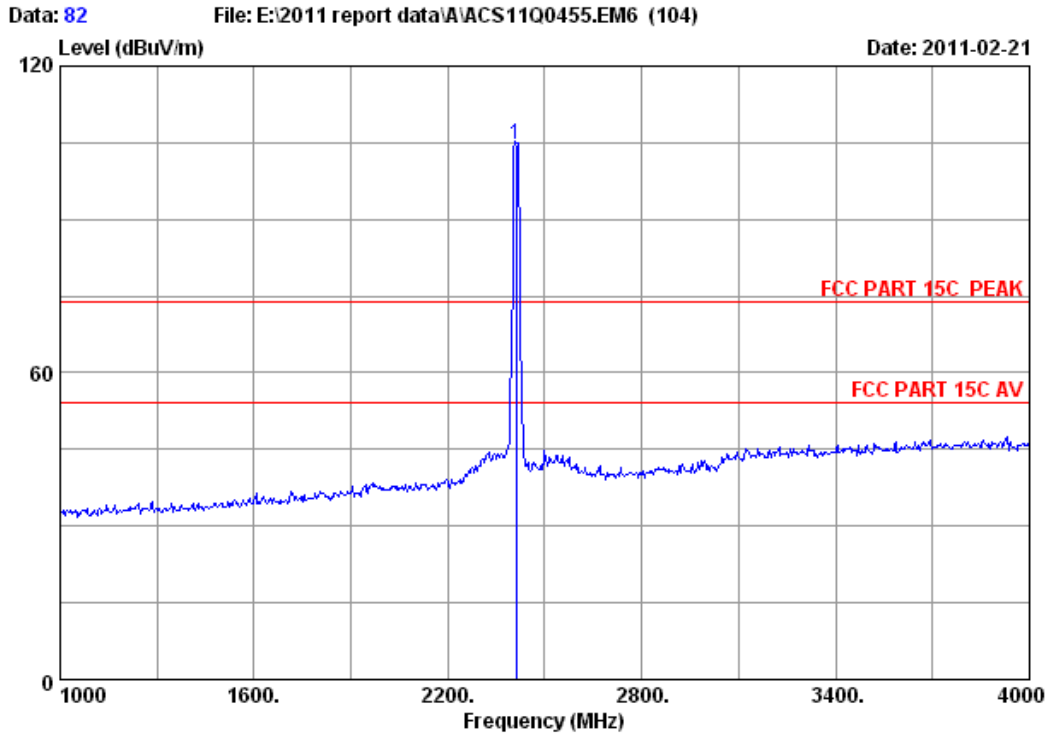
```

Site no.      : 3m Chamber           Data no. : 81
Dis. / Ant.  : 3m 3115(0905)       Ant. pol.: VERTICAL
Limit        : FCC PART 15C PEAK
Env. / Ins.  : 23°C/54%           Engineer : Alan Geng
EUT          : 150Mbps Wireless Lite N USB Adapter
Power        : DC 5V From PC input AC 120V/60Hz
Test mode    : IEEE802.11b CH1 2412MHz
M/N         : WD650-BD-N
    
```

| | Ant. | Cable | Amp. | Emission | | | | | |
|------------|--------|-------|--------|----------|----------|----------|--------|--------|--|
| Freq. | Factor | loss | Factor | Reading | Level | Limits | Margin | Remark | |
| (MHz) | (dB/m) | (dB) | (dB) | (dBuV) | (dBuV/m) | (dBuV/m) | (dB) | | |
| 1 2412.000 | 28.48 | 8.60 | 35.95 | 90.19 | 91.32 | 74.00 | -17.32 | Peak | |

Remarks:

1. Emission Level= Antenna Factor + Cable Loss -Amp Factor + Reading.
2. The emission levels that are 20dB below the official limit are not reported.

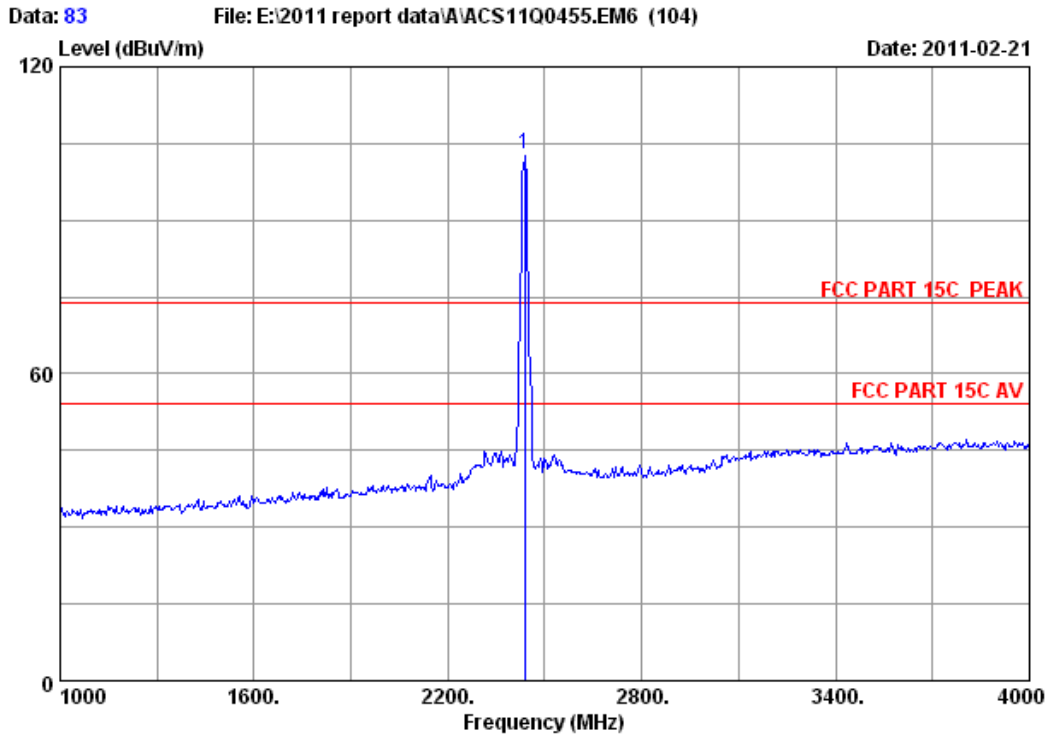


Site no. : 3m Chamber Data no. : 82
 Dis. / Ant. : 3m 3115(0905) Ant. pol. : HORIZONTAL
 Limit : FCC PART 15C PEAK
 Env. / Ins. : 23°C/54% Engineer : Alan Geng
 EUT : 150Mbps Wireless Lite N USB Adapter
 Power : DC 5V From PC input AC 120V/60Hz
 Test mode : IEEE802.11b CH1 2412MHz
 M/N : WD650-BD-N

| | Ant. | Cable | Amp. | Emission | | | | |
|------------|--------|-------|--------|----------|----------|----------|--------|--------|
| Freq. | Factor | loss | Factor | Reading | Level | Limits | Margin | Remark |
| (MHz) | (dB/m) | (dB) | (dB) | (dBuV) | (dBuV/m) | (dBuV/m) | (dB) | |
| 1 2412.000 | 28.48 | 8.60 | 35.95 | 103.49 | 104.62 | 74.00 | -30.62 | Peak |

Remarks:

1. Emission Level= Antenna Factor + Cable Loss -Amp Factor + Reading.
2. The emission levels that are 20dB below the official limit are not reported.

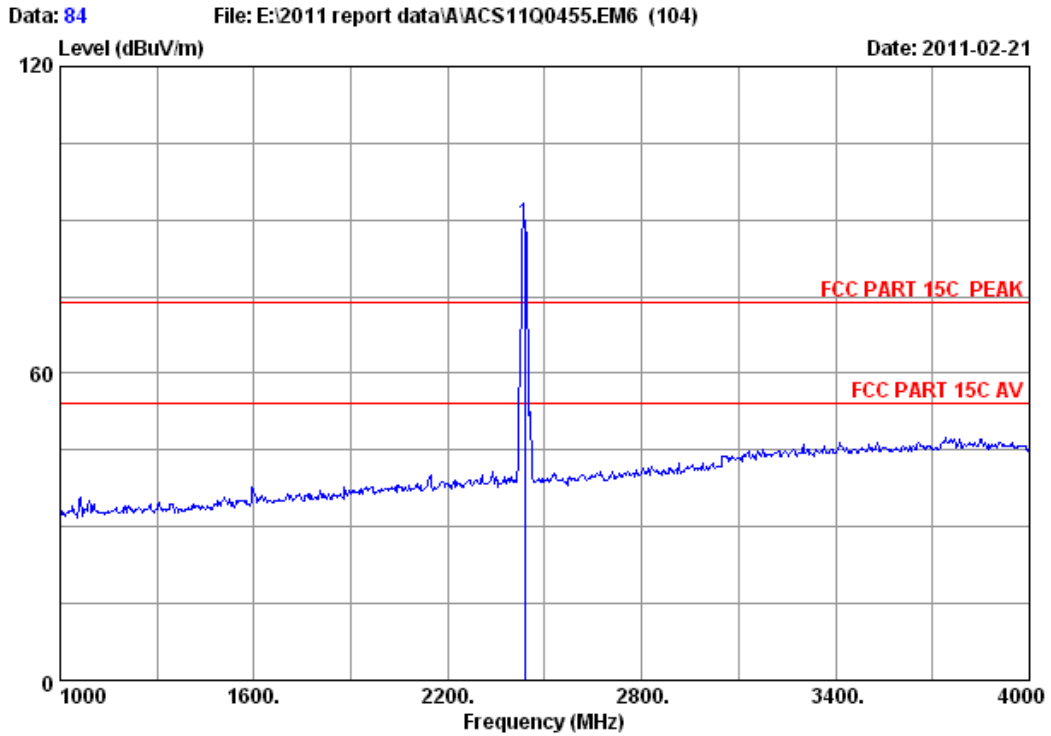


Site no. : 3m Chamber Data no. : 83
 Dis. / Ant. : 3m 3115 Ant. pol. : HORIZONTAL
 Limit : FCC PART 15C PEAK
 Env. / Ins. : 23°C/54% Engineer : Alan Geng
 EUT : 150Mbps Wireless Lite N USB Adapter
 Power : DC 5V From PC input AC 120V/60Hz
 Test mode : IEEE802.11b CH6 2437MHz
 M/N : WD650-BD-N

| | Ant. | Cable | Amp. | Emission | | | | |
|------------|--------|-------|--------|----------|----------|----------|--------|--------|
| Freq. | Factor | loss | Factor | Reading | Level | Limits | Margin | Remark |
| (MHz) | (dB/m) | (dB) | (dB) | (dBuV) | (dBuV/m) | (dBuV/m) | (dB) | |
| 1 2437.000 | 0.00 | 8.77 | 0.00 | 94.23 | 103.00 | 74.00 | -29.00 | Peak |

Remarks:

1. Emission Level= Antenna Factor + Cable Loss -Amp Factor + Reading.
2. The emission levels that are 20dB below the official limit are not reported.

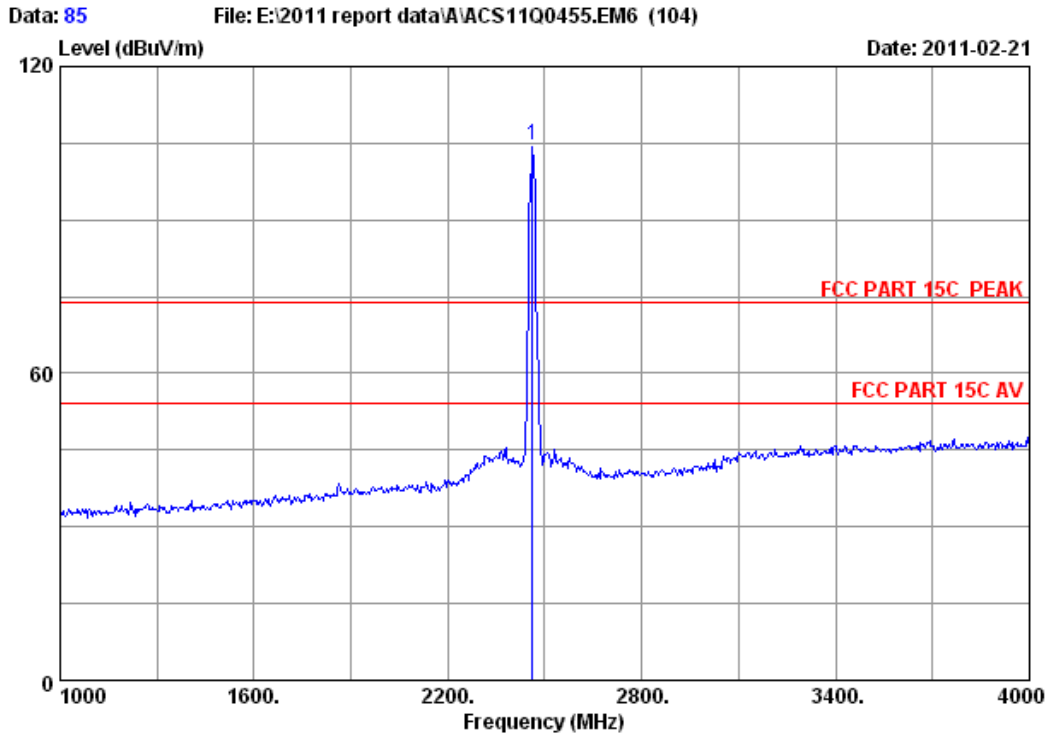


Site no. : 3m Chamber Data no. : 84
 Dis. / Ant. : 3m 3115 Ant. pol. : VERTICAL
 Limit : FCC PART 15C PEAK
 Env. / Ins. : 23°C/54% Engineer : Alan Geng
 EUT : 150Mbps Wireless Lite N USB Adapter
 Power : DC 5V From PC input AC 120V/60Hz
 Test mode : IEEE802.11b CH6 2437MHz
 M/N : WD650-BD-N

| | Ant. | Cable | Amp. | Emission | | | | |
|------------|--------|-------|--------|----------|----------|----------|--------|--------|
| Freq. | Factor | loss | Factor | Reading | Level | Limits | Margin | Remark |
| (MHz) | (dB/m) | (dB) | (dB) | (dBuV) | (dBuV/m) | (dBuV/m) | (dB) | |
| 1 2437.000 | 0.00 | 8.77 | 0.00 | 80.47 | 89.24 | 74.00 | -15.24 | Peak |

Remarks:

1. Emission Level= Antenna Factor + Cable Loss -Amp Factor + Reading.
2. The emission levels that are 20dB below the official limit are not reported.

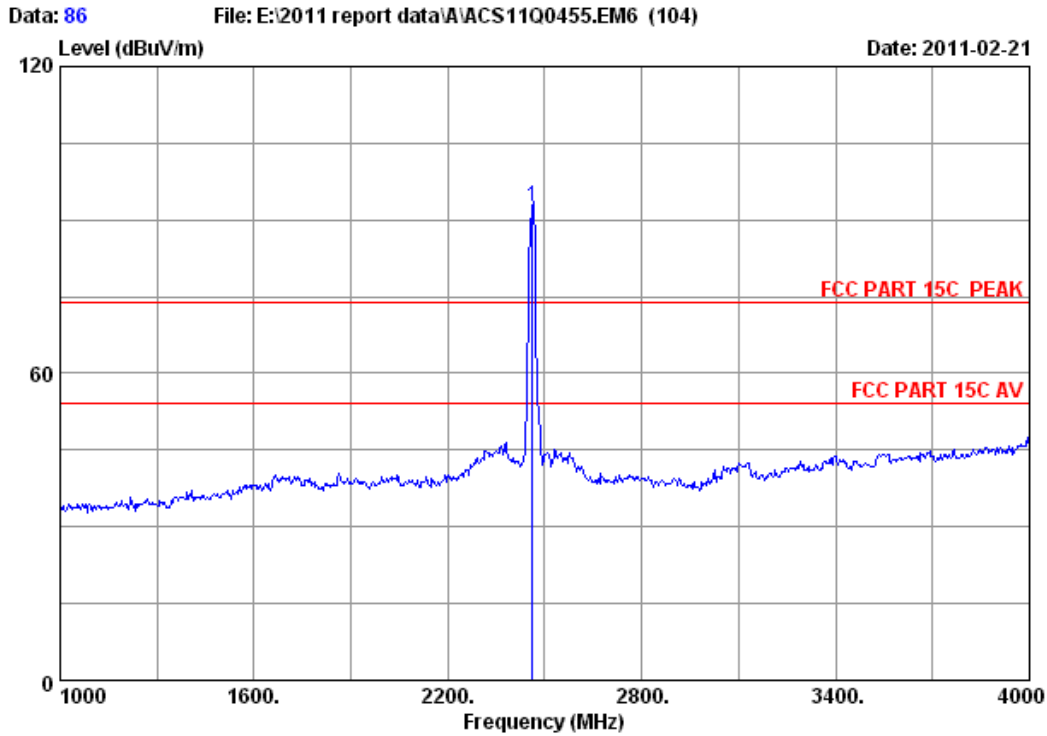


Site no. : 3m Chamber Data no. : 85
 Dis. / Ant. : 3m 3115(0905) Ant. pol. : HORIZONTAL
 Limit : FCC PART 15C PEAK
 Env. / Ins. : 23°C/54% Engineer : Alan Geng
 EUT : 150Mbps Wireless Lite N USB Adapter
 Power : DC 5V From PC input AC 120V/60Hz
 Test mode : IEEE802.11b CH11 2462MHz
 M/N : WD650-BD-N

| | Ant. | Cable | Amp. | Emission | | | | |
|------------|--------|-------|--------|----------|----------|----------|--------|--------|
| Freq. | Factor | loss | Factor | Reading | Level | Limits | Margin | Remark |
| (MHz) | (dB/m) | (dB) | (dB) | (dBuV) | (dBuV/m) | (dBuV/m) | (dB) | |
| 1 2462.000 | 28.55 | 8.76 | 36.02 | 103.36 | 104.65 | 74.00 | -30.65 | Peak |

Remarks:

1. Emission Level= Antenna Factor + Cable Loss -Amp Factor + Reading.
2. The emission levels that are 20dB below the official limit are not reported.

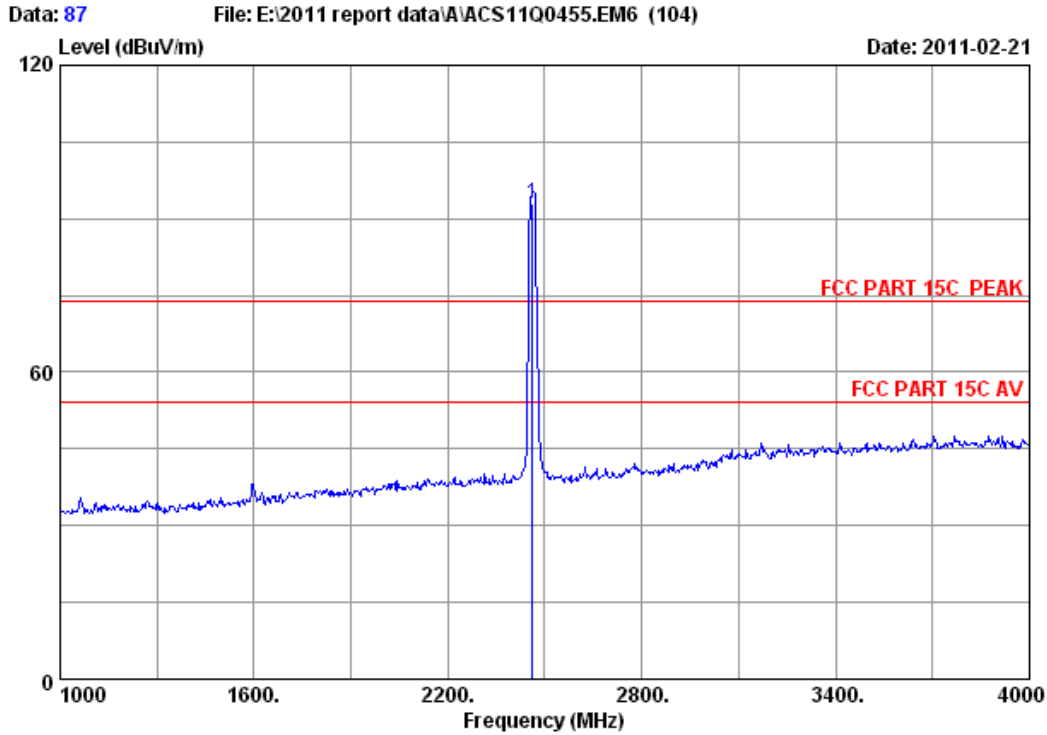


Site no. : 3m Chamber Data no. : 86
 Dis. / Ant. : 3m 3115(0905) Ant. pol. : VERTICAL
 Limit : FCC PART 15C PEAK
 Env. / Ins. : 23°C/54% Engineer : Alan Geng
 EUT : 150Mbps Wireless Lite N USB Adapter
 Power : DC 5V From PC input AC 120V/60Hz
 Test mode : IEEE802.11b CH11 2462MHz
 M/N : WD650-BD-N

| | Ant. | Cable | Amp. | Emission | | | | | |
|------------|--------|-------|--------|----------|----------|----------|--------|--------|--|
| Freq. | Factor | loss | Factor | Reading | Level | Limits | Margin | Remark | |
| (MHz) | (dB/m) | (dB) | (dB) | (dBuV) | (dBuV/m) | (dBuV/m) | (dB) | | |
| 1 2462.000 | 28.55 | 8.76 | 36.02 | 91.18 | 92.47 | 74.00 | -18.47 | Peak | |

Remarks:

1. Emission Level= Antenna Factor + Cable Loss -Amp Factor + Reading.
2. The emission levels that are 20dB below the official limit are not reported.

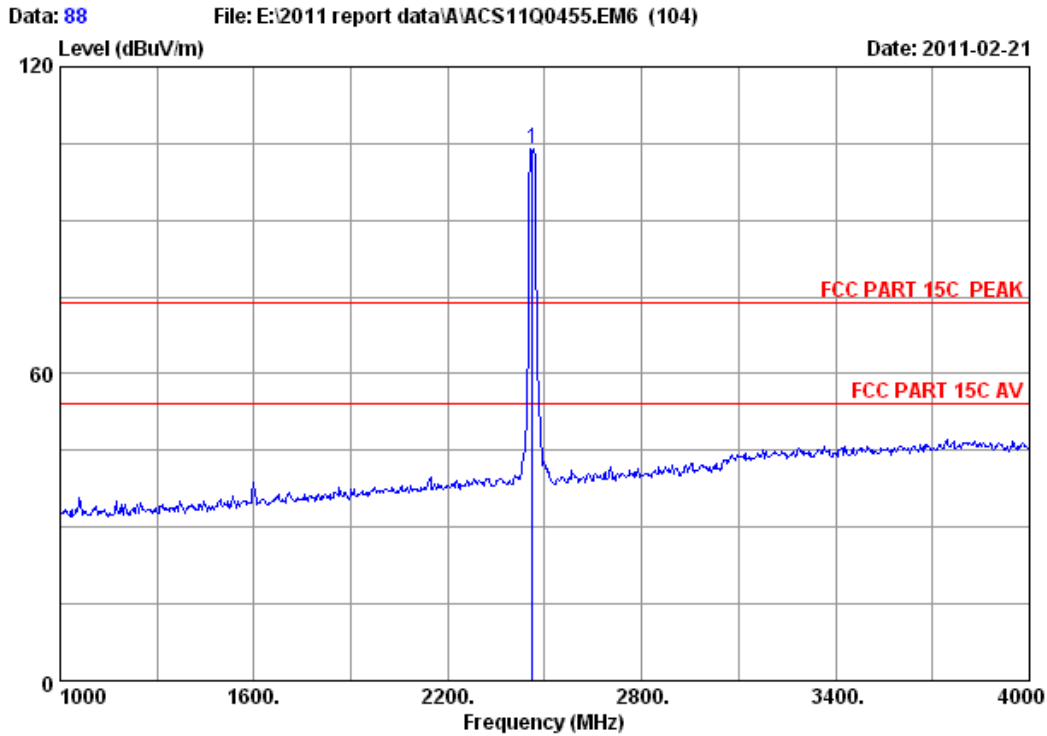


Site no. : 3m Chamber Data no. : 87
 Dis. / Ant. : 3m 3115(0905) Ant. pol. : VERTICAL
 Limit : FCC PART 15C PEAK
 Env. / Ins. : 23°C/54% Engineer : Alan Geng
 EUT : 150Mbps Wireless Lite N USB Adapter
 Power : DC 5V From PC input AC 120V/60Hz
 Test mode : IEEE802.11g CH11 2462MHz
 M/N : WD650-BD-N

| | Ant. | Cable | Amp. | Emission | | | | | |
|------------|--------|-------|--------|----------|----------|----------|--------|--------|--|
| Freq. | Factor | loss | Factor | Reading | Level | Limits | Margin | Remark | |
| (MHz) | (dB/m) | (dB) | (dB) | (dBUV) | (dBUV/m) | (dBUV/m) | (dB) | | |
| 1 2462.000 | 28.55 | 8.76 | 36.02 | 91.59 | 92.88 | 74.00 | -18.88 | Peak | |

Remarks:

1. Emission Level= Antenna Factor + Cable Loss -Amp Factor + Reading.
2. The emission levels that are 20dB below the official limit are not reported.

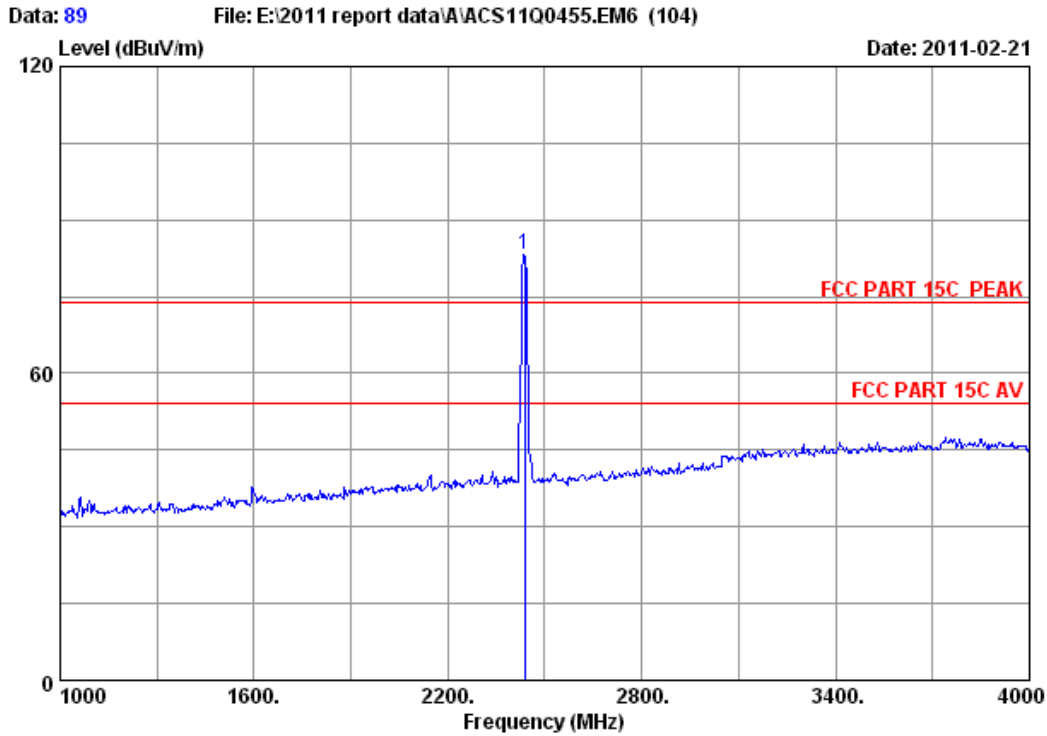


Site no. : 3m Chamber Data no. : 88
 Dis. / Ant. : 3m 3115(0905) Ant. pol. : HORIZONTAL
 Limit : FCC PART 15C PEAK
 Env. / Ins. : 23°C/54% Engineer : Alan Geng
 EUT : 150Mbps Wireless Lite N USB Adapter
 Power : DC 5V From PC input AC 120V/60Hz
 Test mode : IEEE802.11g CH11 2462MHz
 M/N : WD650-BD-N

| | Ant. | Cable | Amp. | Emission | | | | | |
|------------|--------|-------|--------|----------|----------|----------|--------|--------|--|
| Freq. | Factor | loss | Factor | Reading | Level | Limits | Margin | Remark | |
| (MHz) | (dB/m) | (dB) | (dB) | (dBuV) | (dBuV/m) | (dBuV/m) | (dB) | | |
| 1 2462.000 | 28.55 | 8.76 | 36.02 | 102.66 | 103.95 | 74.00 | -29.95 | Peak | |

Remarks:

1. Emission Level= Antenna Factor + Cable Loss -Amp Factor + Reading.
2. The emission levels that are 20dB below the official limit are not reported.



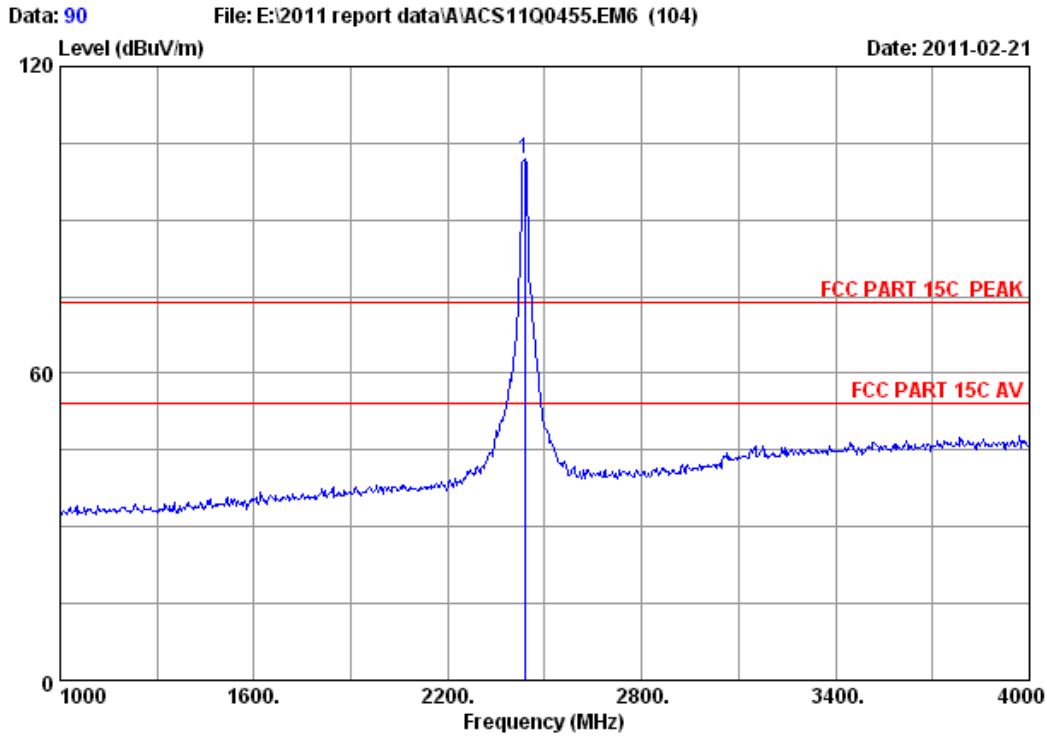
```

Site no.      : 3m Chamber           Data no. : 89
Dis. / Ant.  : 3m 3115             Ant. pol.: VERTICAL
Limit        : FCC PART 15C PEAK
Env. / Ins.  : 23*C/54%           Engineer : Alan Geng
EUT         : 150Mbps Wireless Lite N USB Adapter
Power       : DC 5V From PC input AC 120V/60Hz
Test mode   : IEEE802.11g CH6 2437MHz
M/N        : WD650-BD-N
    
```

| | Ant. | Cable | Amp. | Emission | | | | |
|-------------|---------------|-----------|-------------|----------------|----------------|-----------------|-------------|--------|
| Freq. (MHz) | Factor (dB/m) | loss (dB) | Factor (dB) | Reading (dBuV) | Level (dBuV/m) | Limits (dBuV/m) | Margin (dB) | Remark |
| 1 2437.000 | 0.00 | 8.77 | 0.00 | 74.47 | 83.24 | 74.00 | -9.24 | Peak |

Remarks:

1. Emission Level= Antenna Factor + Cable Loss -Amp Factor + Reading.
2. The emission levels that are 20dB below the official limit are not reported.

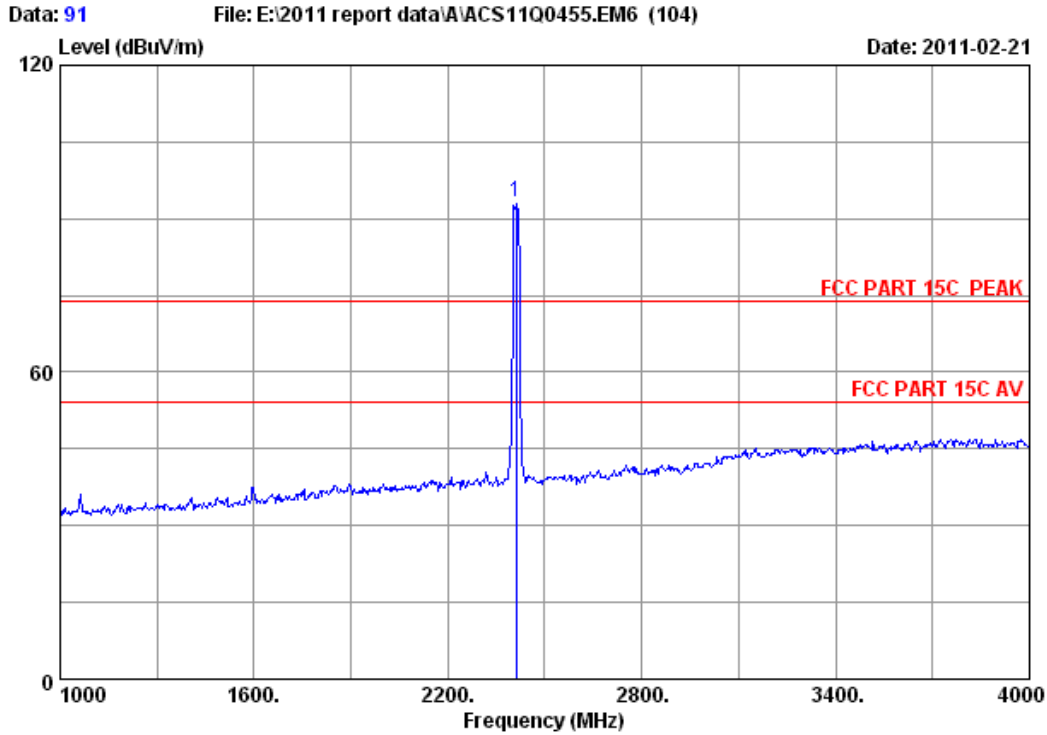


Site no. : 3m Chamber Data no. : 90
 Dis. / Ant. : 3m 3115 Ant. pol. : HORIZONTAL
 Limit : FCC PART 15C PEAK
 Env. / Ins. : 23°C/54% Engineer : Alan Geng
 EUT : 150Mbps Wireless Lite N USB Adapter
 Power : DC 5V From PC input AC 120V/60Hz
 Test mode : IEEE802.11g CH6 2437MHz
 M/N : WD650-BD-N

| | Ant. | Cable | Amp. | Emission | | | | |
|------------|--------|-------|--------|----------|----------|----------|--------|--------|
| Freq. | Factor | loss | Factor | Reading | Level | Limits | Margin | Remark |
| (MHz) | (dB/m) | (dB) | (dB) | (dBuV) | (dBuV/m) | (dBuV/m) | (dB) | |
| 1 2437.000 | 0.00 | 8.77 | 0.00 | 93.16 | 101.93 | 74.00 | -27.93 | Peak |

Remarks:

1. Emission Level= Antenna Factor + Cable Loss -Amp Factor + Reading.
2. The emission levels that are 20dB below the official limit are not reported.

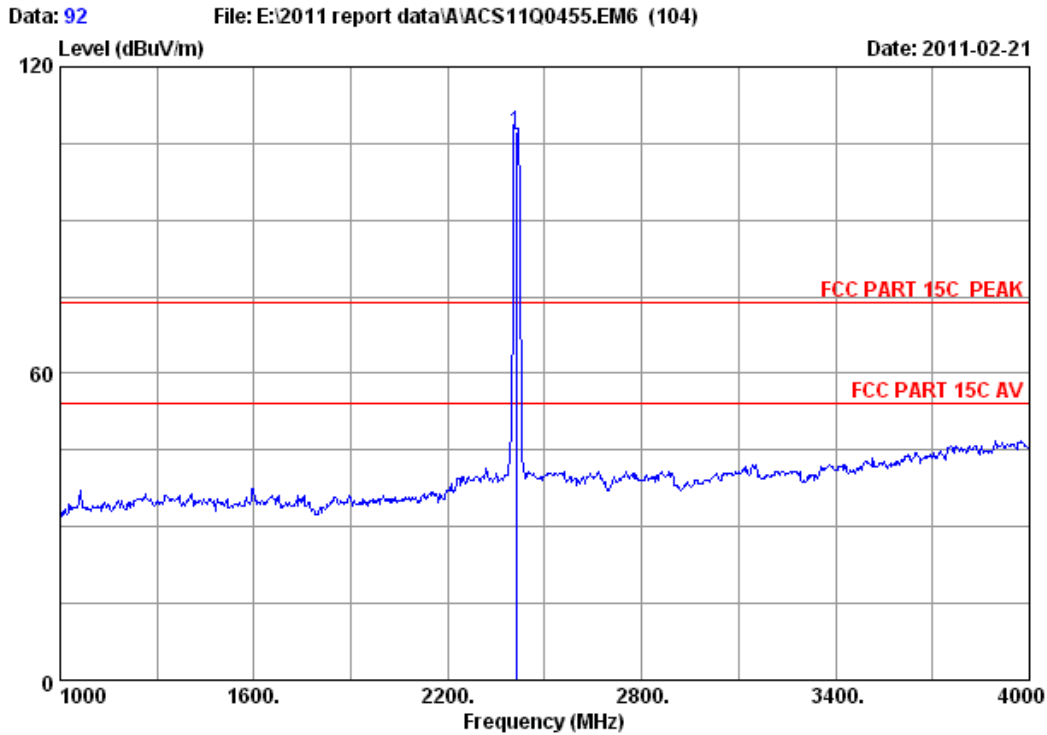


Site no. : 3m Chamber Data no. : 91
 Dis. / Ant. : 3m 3115(0905) Ant. pol. : VERTICAL
 Limit : FCC PART 15C PEAK
 Env. / Ins. : 23°C/54% Engineer : Alan Geng
 EUT : 150Mbps Wireless Lite N USB Adapter
 Power : DC 5V From PC input AC 120V/60Hz
 Test mode : IEEE802.11g CH1 2412MHz
 M/N : WD650-BD-N

| | Ant. | Cable | Amp. | Emission | | | | | |
|------------|--------|-------|--------|----------|----------|----------|--------|--------|--|
| Freq. | Factor | loss | Factor | Reading | Level | Limits | Margin | Remark | |
| (MHz) | (dB/m) | (dB) | (dB) | (dBuV) | (dBuV/m) | (dBuV/m) | (dB) | | |
| 1 2412.000 | 28.48 | 8.60 | 35.95 | 91.99 | 93.12 | 74.00 | -19.12 | Peak | |

Remarks:

1. Emission Level= Antenna Factor + Cable Loss -Amp Factor + Reading.
2. The emission levels that are 20dB below the official limit are not reported.

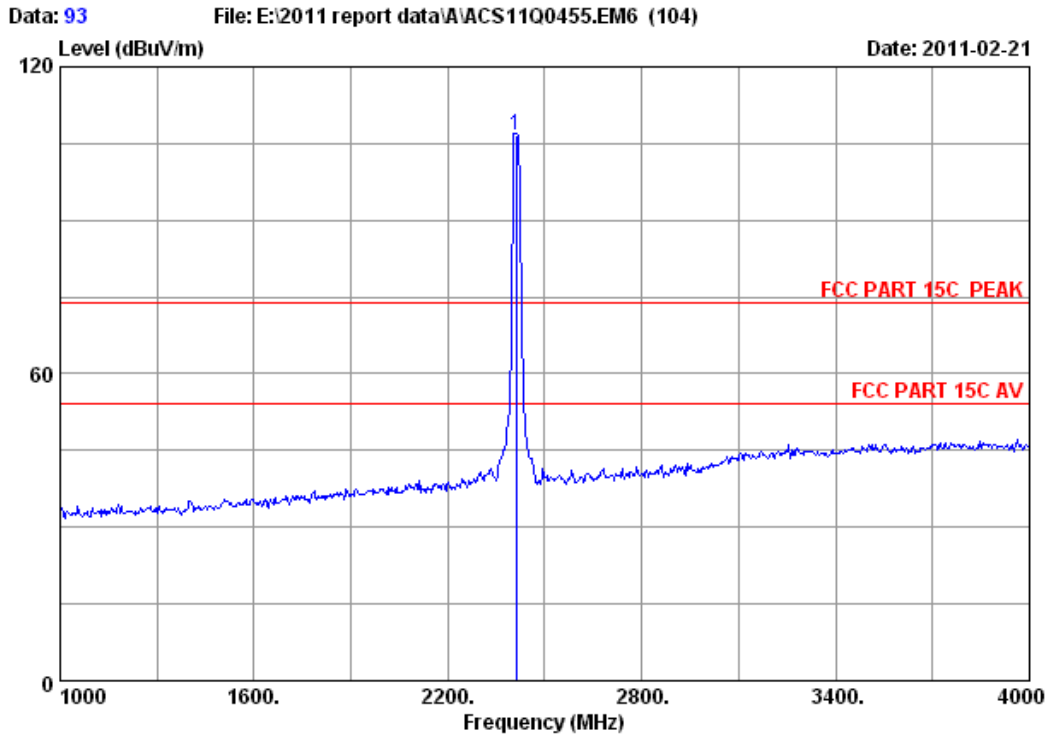


Site no. : 3m Chamber Data no. : 92
 Dis. / Ant. : 3m 3115(0905) Ant. pol. : HORIZONTAL
 Limit : FCC PART 15C PEAK
 Env. / Ins. : 23°C/54% Engineer : Alan Geng
 EUT : 150Mbps Wireless Lite N USB Adapter
 Power : DC 5V From PC input AC 120V/60Hz
 Test mode : IEEE802.11g CH1 2412MHz
 M/N : WD650-BD-N

| | Ant. Freq. (MHz) | Factor (dB/m) | Cable loss (dB) | Amp. Factor (dB) | Reading (dBUV) | Emission Level (dBUV/m) | Limits (dBUV/m) | Margin (dB) | Remark |
|---|------------------|---------------|-----------------|------------------|----------------|-------------------------|-----------------|-------------|--------|
| 1 | 2412.000 | 28.48 | 8.60 | 35.95 | 106.29 | 107.42 | 74.00 | -33.42 | Peak |

Remarks:

1. Emission Level= Antenna Factor + Cable Loss -Amp Factor + Reading.
2. The emission levels that are 20dB below the official limit are not reported.



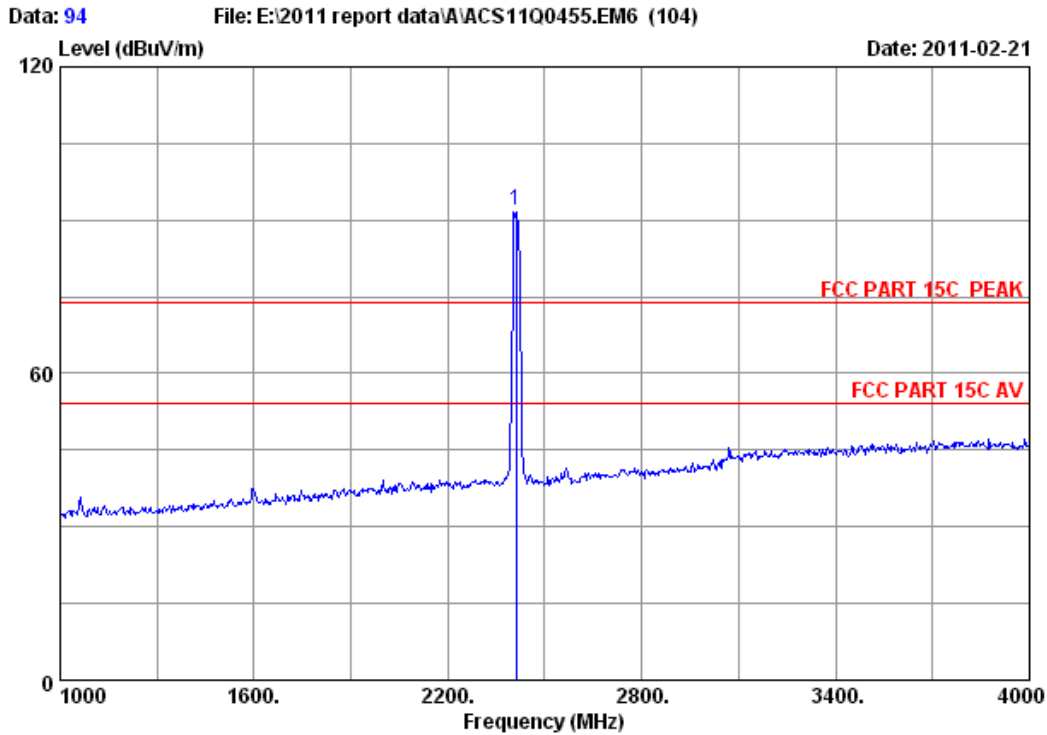
```

Site no.      : 3m Chamber           Data no. : 93
Dis. / Ant.  : 3m 3115(0905)       Ant. pol.: HORIZONTAL
Limit        : FCC PART 15C PEAK
Env. / Ins.  : 23*C/54%           Engineer : Alan Geng
EUT          : 150Mbps Wireless Lite N USB Adapter
Power        : DC 5V From PC input AC 120V/60Hz
Test mode    : IEEE802.11nHT20 CH1 2412MHz
M/N         : WD650-BD-N
    
```

| | Ant. | Cable | Amp. | Emission | | | | |
|-------------|---------------|-----------|-------------|----------------|----------------|-----------------|-------------|--------|
| Freq. (MHz) | Factor (dB/m) | loss (dB) | Factor (dB) | Reading (dBuV) | Level (dBuV/m) | Limits (dBuV/m) | Margin (dB) | Remark |
| 1 2412.000 | 28.48 | 8.60 | 35.95 | 105.40 | 106.53 | 74.00 | -32.53 | Peak |

Remarks:

1. Emission Level= Antenna Factor + Cable Loss -Amp Factor + Reading.
2. The emission levels that are 20dB below the official limit are not reported.

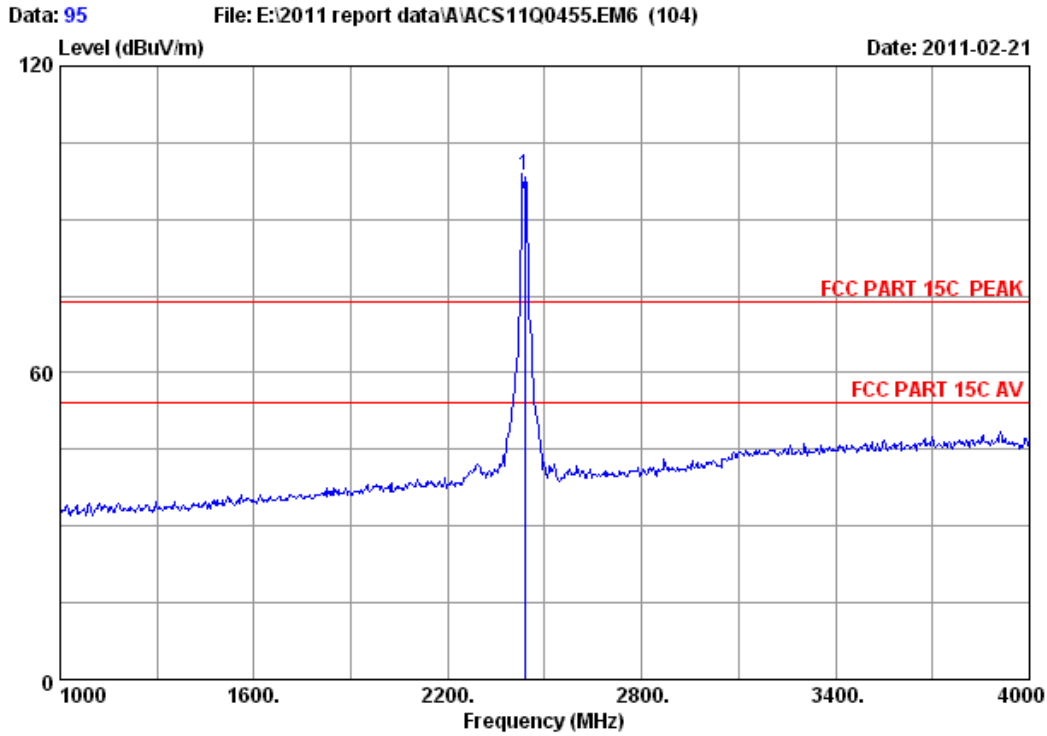


Site no. : 3m Chamber Data no. : 94
 Dis. / Ant. : 3m 3115(0905) Ant. pol. : VERTICAL
 Limit : FCC PART 15C PEAK
 Env. / Ins. : 23°C/54% Engineer : Alan Geng
 EUT : 150Mbps Wireless Lite N USB Adapter
 Power : DC 5V From PC input AC 120V/60Hz
 Test mode : IEEE802.11nHT20 CH1 2412MHz
 M/N : WD650-BD-N

| | Ant. Freq. (MHz) | Ant. Factor (dB/m) | Cable loss (dB) | Amp. Factor (dB) | Emission Reading (dBuV) | Emission Level (dBuV/m) | Limits (dBuV/m) | Margin (dB) | Remark |
|---|------------------|--------------------|-----------------|------------------|-------------------------|-------------------------|-----------------|-------------|--------|
| 1 | 2412.000 | 28.48 | 8.60 | 35.95 | 90.78 | 91.91 | 74.00 | -17.91 | Peak |

Remarks:

1. Emission Level= Antenna Factor + Cable Loss -Amp Factor + Reading.
2. The emission levels that are 20dB below the official limit are not reported.

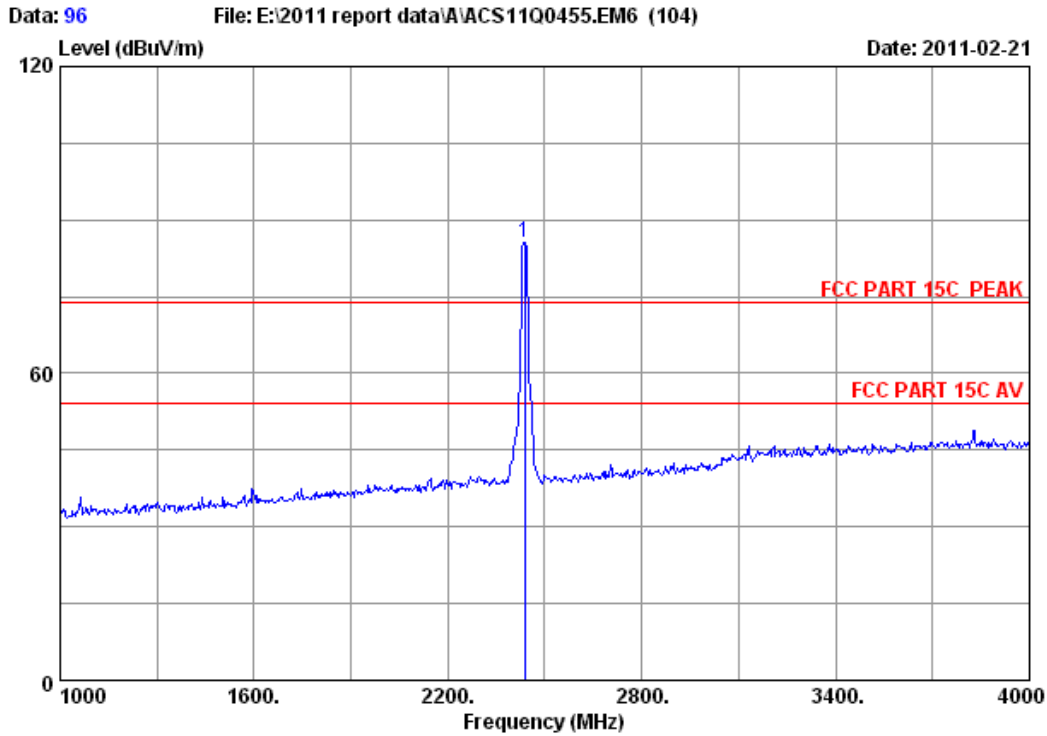


Site no. : 3m Chamber Data no. : 95
 Dis. / Ant. : 3m 3115 Ant. pol. : HORIZONTAL
 Limit : FCC PART 15C PEAK
 Env. / Ins. : 23°C/54% Engineer : Alan Geng
 EUT : 150Mbps Wireless Lite N USB Adapter
 Power : DC 5V From PC input AC 120V/60Hz
 Test mode : IEEE802.11n HT20 CH6 2437MHz
 M/N : WD650-BD-N

| | Ant. | Cable | Amp. | Emission | | | | |
|-------------|---------------|-----------|-------------|----------------|----------------|-----------------|-------------|--------|
| Freq. (MHz) | Factor (dB/m) | loss (dB) | Factor (dB) | Reading (dBuV) | Level (dBuV/m) | Limits (dBuV/m) | Margin (dB) | Remark |
| 1 2437.000 | 0.00 | 8.77 | 0.00 | 89.98 | 98.75 | 74.00 | -24.75 | Peak |

Remarks:

- Emission Level= Antenna Factor + Cable Loss -Amp Factor + Reading.
- The emission levels that are 20dB below the official limit are not reported.

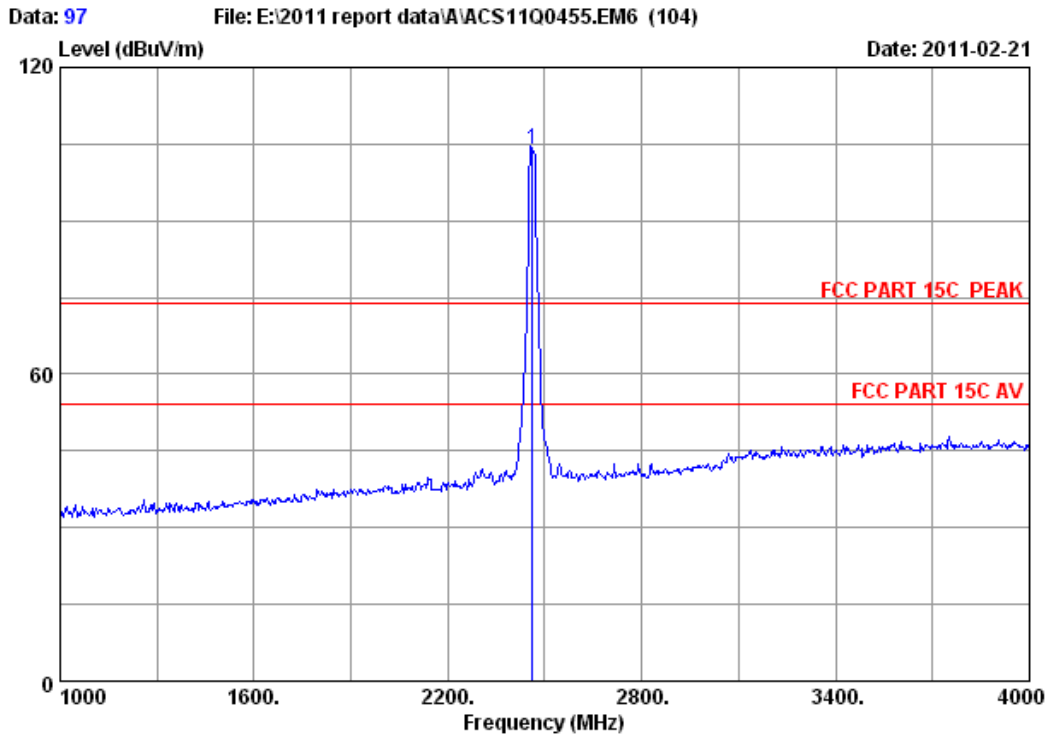


Site no. : 3m Chamber Data no. : 96
 Dis. / Ant. : 3m 3115 Ant. pol. : VERTICAL
 Limit : FCC PART 15C PEAK
 Env. / Ins. : 23°C/54% Engineer : Alan Geng
 EUT : 150Mbps Wireless Lite N USB Adapter
 Power : DC 5V From PC input AC 120V/60Hz
 Test mode : IEEE802.11nHT20 CH6 2437MHz
 M/N : WD650-BD-N

| | Ant. | Cable | Amp. | Emission | | | | |
|------------|--------|-------|--------|----------|----------|----------|--------|--------|
| Freq. | Factor | loss | Factor | Reading | Level | Limits | Margin | Remark |
| (MHz) | (dB/m) | (dB) | (dB) | (dBuV) | (dBuV/m) | (dBuV/m) | (dB) | |
| 1 2437.000 | 0.00 | 8.77 | 0.00 | 76.84 | 85.61 | 74.00 | -11.61 | Peak |

Remarks:

1. Emission Level= Antenna Factor + Cable Loss -Amp Factor + Reading.
2. The emission levels that are 20dB below the official limit are not reported.

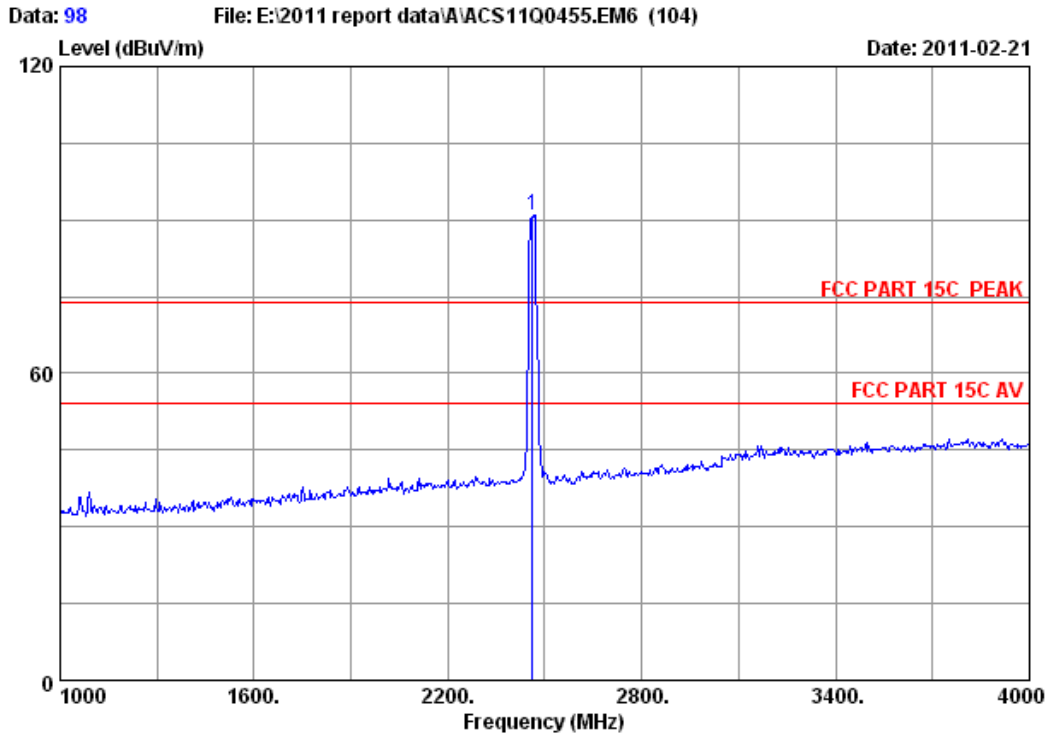


Site no. : 3m Chamber Data no. : 97
 Dis. / Ant. : 3m 3115(0905) Ant. pol. : HORIZONTAL
 Limit : FCC PART 15C PEAK
 Env. / Ins. : 23°C/54% Engineer : Alan Geng
 EUT : 150Mbps Wireless Lite N USB Adapter
 Power : DC 5V From PC input AC 120V/60Hz
 Test mode : IEEE802.11nHT20 CH11 2462MHz
 M/N : WD650-BD-N

| | Ant. Freq. (MHz) | Ant. Factor (dB/m) | Cable loss (dB) | Amp. Factor (dB) | Reading (dBuV) | Emission Level (dBuV/m) | Limits (dBuV/m) | Margin (dB) | Remark |
|---|------------------|--------------------|-----------------|------------------|----------------|-------------------------|-----------------|-------------|--------|
| 1 | 2462.000 | 28.55 | 8.76 | 36.02 | 102.53 | 103.82 | 74.00 | -29.82 | Peak |

Remarks:

1. Emission Level= Antenna Factor + Cable Loss -Amp Factor + Reading.
2. The emission levels that are 20dB below the official limit are not reported.

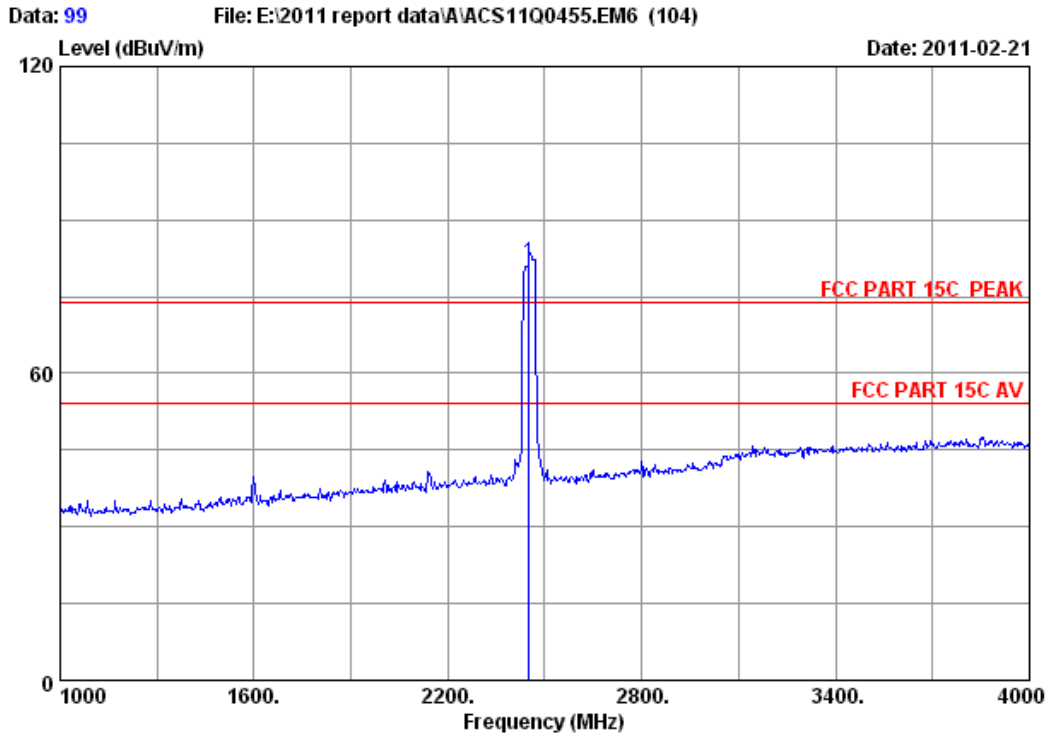


Site no. : 3m Chamber Data no. : 98
 Dis. / Ant. : 3m 3115(0905) Ant. pol. : VERTICAL
 Limit : FCC PART 15C PEAK
 Env. / Ins. : 23°C/54% Engineer : Alan Geng
 EUT : 150Mbps Wireless Lite N USB Adapter
 Power : DC 5V From PC input AC 120V/60Hz
 Test mode : IEEE802.11nHT20 CH11 2462MHz
 M/N : WD650-BD-N

| | Ant. | Cable | Amp. | Emission | | | | | |
|------------|--------|-------|--------|----------|----------|----------|--------|--------|--|
| Freq. | Factor | loss | Factor | Reading | Level | Limits | Margin | Remark | |
| (MHz) | (dB/m) | (dB) | (dB) | (dBuV) | (dBuV/m) | (dBuV/m) | (dB) | | |
| 1 2462.000 | 28.55 | 8.76 | 36.02 | 89.58 | 90.87 | 74.00 | -16.87 | Peak | |

Remarks:

1. Emission Level= Antenna Factor + Cable Loss -Amp Factor + Reading.
2. The emission levels that are 20dB below the official limit are not reported.

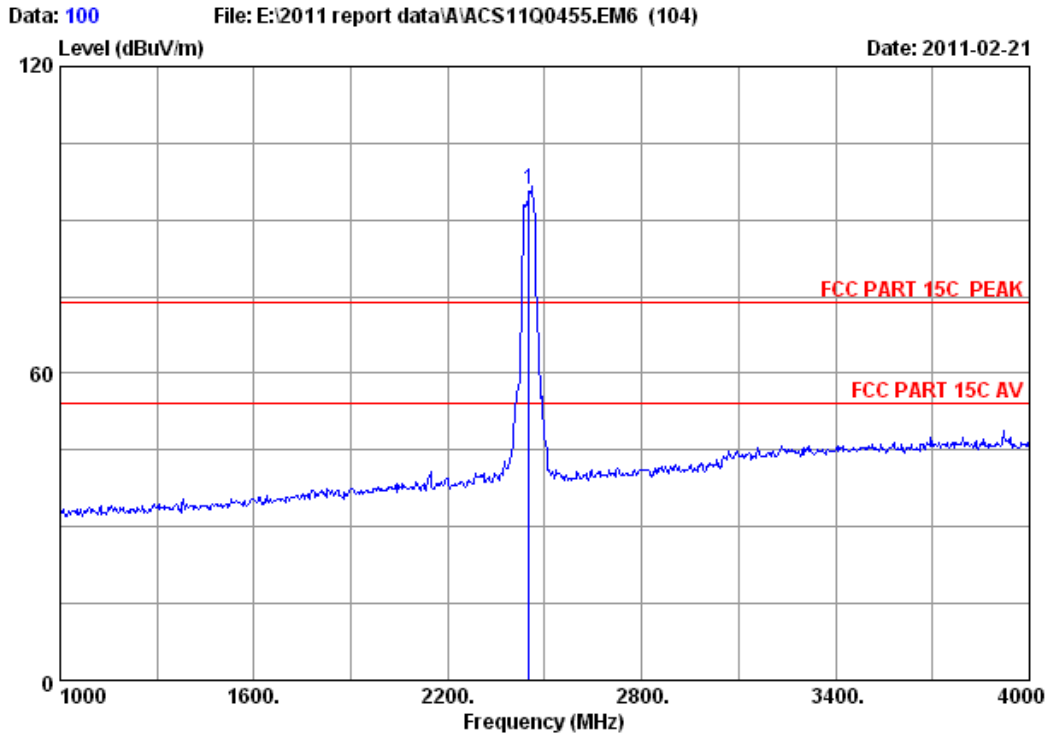


Site no. : 3m Chamber Data no. : 99
 Dis. / Ant. : 3m 3115(0905) Ant. pol. : VERTICAL
 Limit : FCC PART 15C PEAK
 Env. / Ins. : 23°C/54% Engineer : Alan Geng
 EUT : 150Mbps Wireless Lite N USB Adapter
 Power : DC 5V From PC input AC 120V/60Hz
 Test mode : IEEE802.11nHT40 CH7 2452MHz
 M/N : WD650-BD-N

| | Ant. | Cable | Amp. | Emission | | | | | |
|------------|--------|-------|--------|----------|----------|----------|--------|--------|--|
| Freq. | Factor | loss | Factor | Reading | Level | Limits | Margin | Remark | |
| (MHz) | (dB/m) | (dB) | (dB) | (dBuV) | (dBuV/m) | (dBuV/m) | (dB) | | |
| 1 2452.000 | 28.53 | 8.48 | 36.06 | 80.55 | 81.50 | 74.00 | -7.50 | Peak | |

Remarks:

1. Emission Level= Antenna Factor + Cable Loss -Amp Factor + Reading.
2. The emission levels that are 20dB below the official limit are not reported.

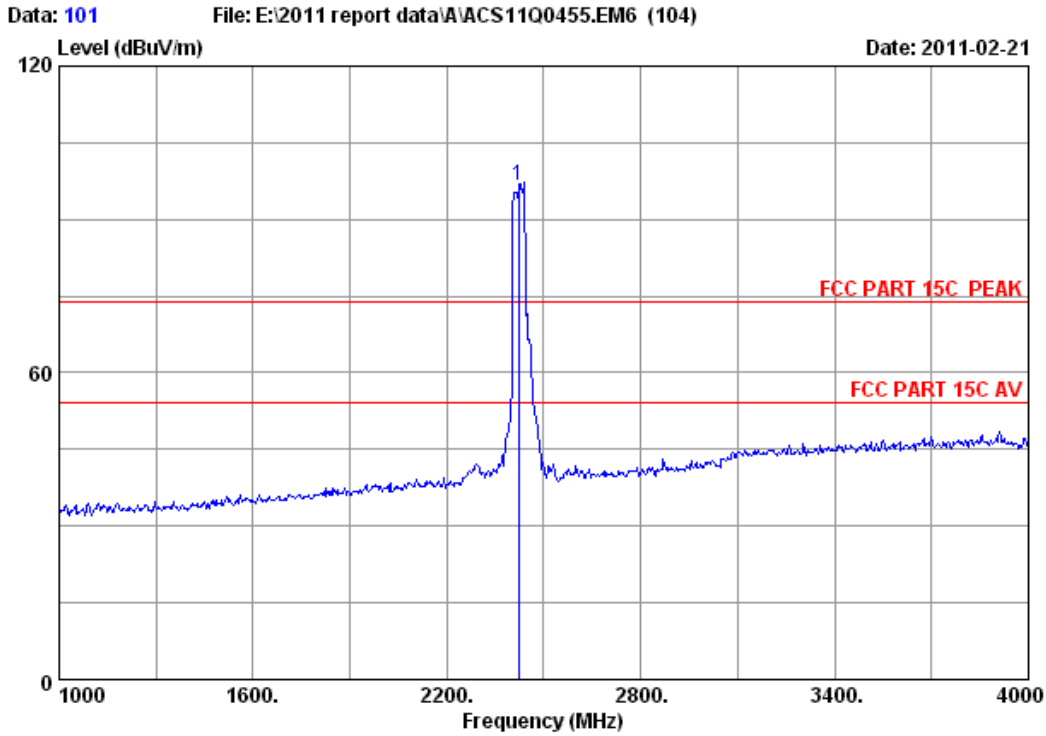


Site no. : 3m Chamber Data no. : 100
 Dis. / Ant. : 3m 3115(0905) Ant. pol. : HORIZONTAL
 Limit : FCC PART 15C PEAK
 Env. / Ins. : 23°C/54% Engineer : Alan Geng
 EUT : 150Mbps Wireless Lite N USB Adapter
 Power : DC 5V From PC input AC 120V/60Hz
 Test mode : IEEE802.11nHT40 CH7 2452MHz
 M/N : WD650-BD-N

| | Ant. | Cable | Amp. | Emission | | | | | |
|------------|--------|-------|--------|----------|----------|----------|--------|--------|--|
| Freq. | Factor | loss | Factor | Reading | Level | Limits | Margin | Remark | |
| (MHz) | (dB/m) | (dB) | (dB) | (dBuV) | (dBuV/m) | (dBuV/m) | (dB) | | |
| 1 2452.000 | 28.53 | 8.48 | 36.06 | 95.11 | 96.06 | 74.00 | -22.06 | Peak | |

Remarks:

1. Emission Level= Antenna Factor + Cable Loss -Amp Factor + Reading.
2. The emission levels that are 20dB below the official limit are not reported.

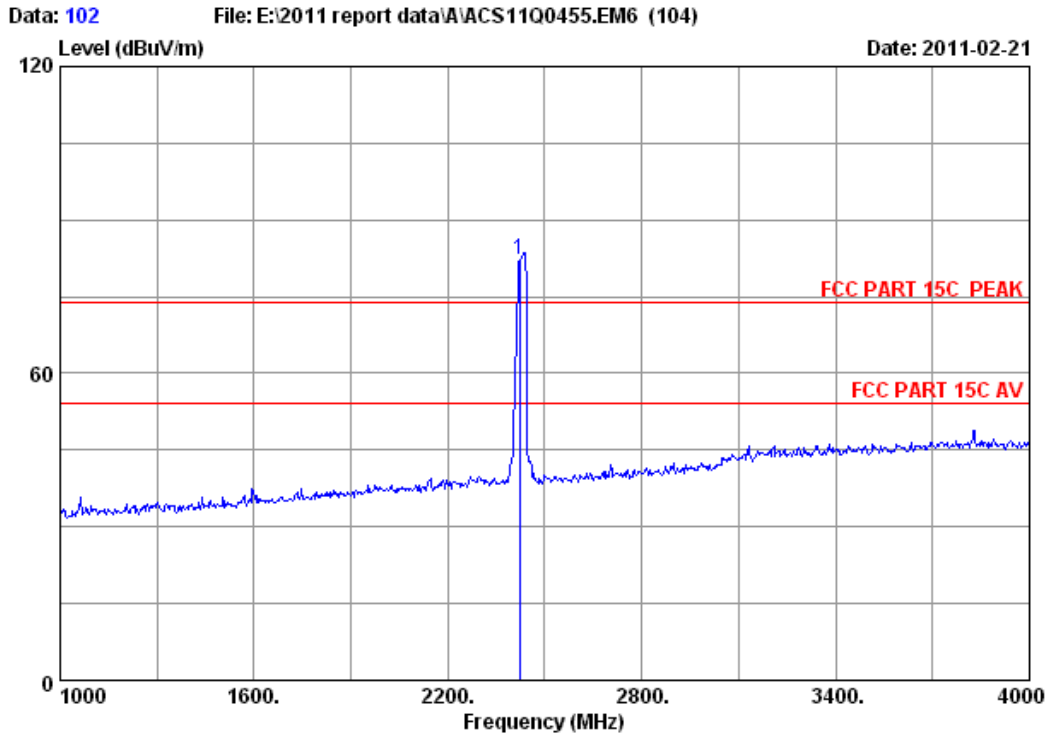


Site no. : 3m Chamber Data no. : 101
 Dis. / Ant. : 3m 3115(0905) Ant. pol. : HORIZONTAL
 Limit : FCC PART 15C PEAK
 Env. / Ins. : 23°C/54% Engineer : Alan Geng
 EUT : 150Mbps Wireless Lite N USB Adapter
 Power : DC 5V From PC input AC 120V/60Hz
 Test mode : IEEE802.11nHT40 CH1 2422MHz
 M/N : WD650-BD-N

| | Ant. | Cable | Amp. | Emission | | | | |
|-------------|---------------|-----------|-------------|----------------|----------------|-----------------|-------------|--------|
| Freq. (MHz) | Factor (dB/m) | loss (dB) | Factor (dB) | Reading (dBuV) | Level (dBuV/m) | Limits (dBuV/m) | Margin (dB) | Remark |
| 1 2422.000 | 28.50 | 8.60 | 36.01 | 95.67 | 96.76 | 74.00 | -22.76 | Peak |

Remarks:

1. Emission Level= Antenna Factor + Cable Loss -Amp Factor + Reading.
2. The emission levels that are 20dB below the official limit are not reported.

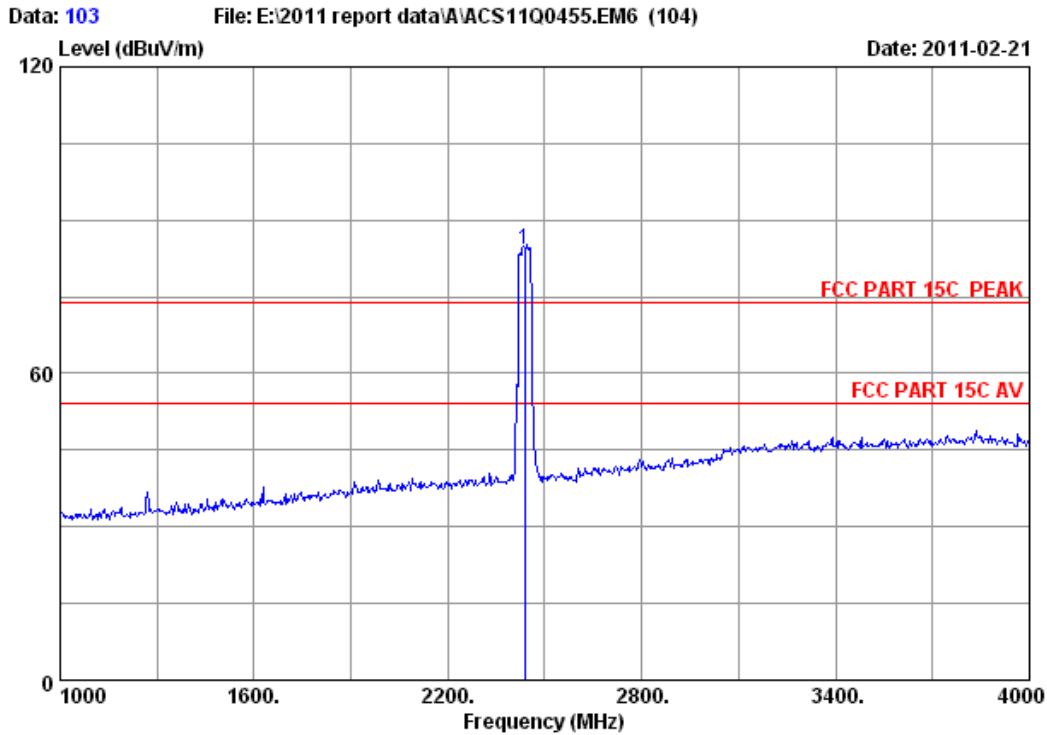


Site no. : 3m Chamber Data no. : 102
 Dis. / Ant. : 3m 3115(0905) Ant. pol. : VERTICAL
 Limit : FCC PART 15C PEAK
 Env. / Ins. : 23°C/54% Engineer : Alan Geng
 EUT : 150Mbps Wireless Lite N USB Adapter
 Power : DC 5V From PC input AC 120V/60Hz
 Test mode : IEEE802.11nHT40 CH1 2422MHz
 M/N : WD650-BD-N

| | Ant. | Cable | Amp. | Emission | | | | |
|-------------|---------------|-----------|-------------|----------------|----------------|-----------------|-------------|--------|
| Freq. (MHz) | Factor (dB/m) | loss (dB) | Factor (dB) | Reading (dBuV) | Level (dBuV/m) | Limits (dBuV/m) | Margin (dB) | Remark |
| 1 2422.000 | 0.00 | 8.77 | 36.01 | 109.60 | 82.36 | 74.00 | -8.36 | Peak |

Remarks:

1. Emission Level= Antenna Factor + Cable Loss -Amp Factor + Reading.
2. The emission levels that are 20dB below the official limit are not reported.

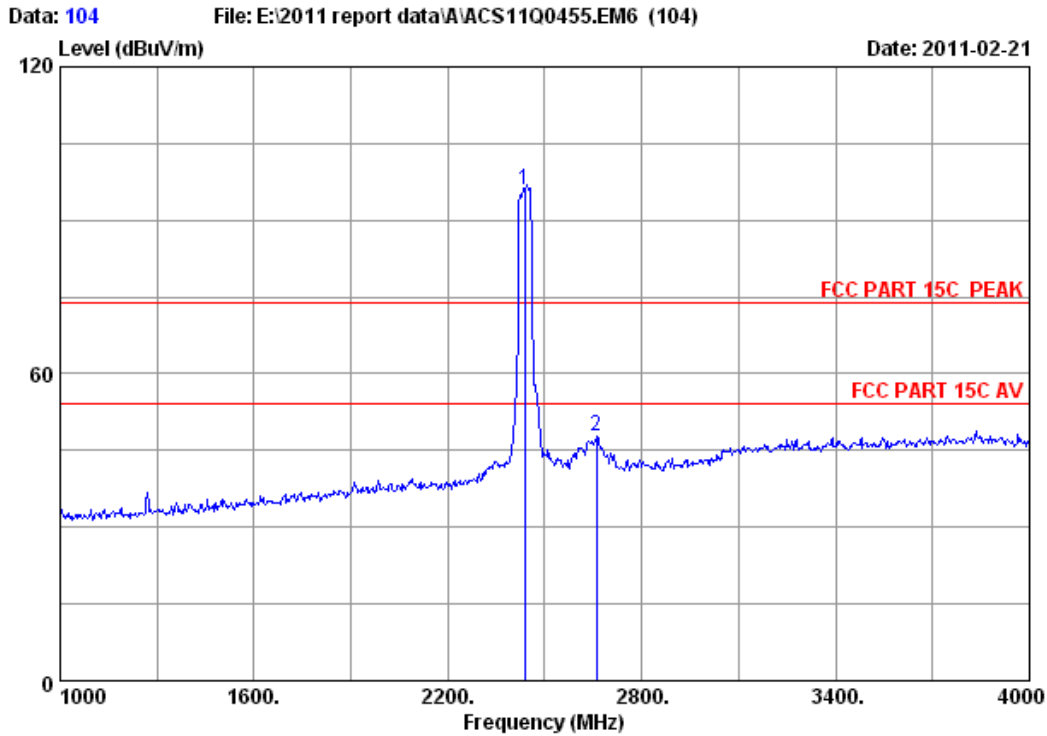


Site no. : 3m Chamber Data no. : 103
 Dis. / Ant. : 3m 3115(0911) Ant. pol. : VERTICAL
 Limit : FCC PART 15C PEAK
 Env. / Ins. : 23°C/54% Engineer : Sunny-lu
 EUT : 150Mbps Wireless Lite N USB Adapter
 Power : DC 5V From PC input AC 120V/60Hz
 Test mode : IEEE802.11n HT40 CH4 2437MHz
 M/N : WD650-BD-N

| | Ant. Freq. (MHz) | Factor (dB/m) | Cable loss (dB) | Amp. Factor (dB) | Reading (dBUV) | Emission Level (dBUV/m) | Limits (dBUV/m) | Margin (dB) | Remark |
|---|------------------|---------------|-----------------|------------------|----------------|-------------------------|-----------------|-------------|--------|
| 1 | 2437.000 | 29.47 | 7.46 | 36.61 | 83.77 | 84.09 | 74.00 | -10.09 | Peak |

Remarks:

1. Emission Level= Antenna Factor + Cable Loss -Amp Factor + Reading.
2. The emission levels that are 20dB below the official limit are not reported.



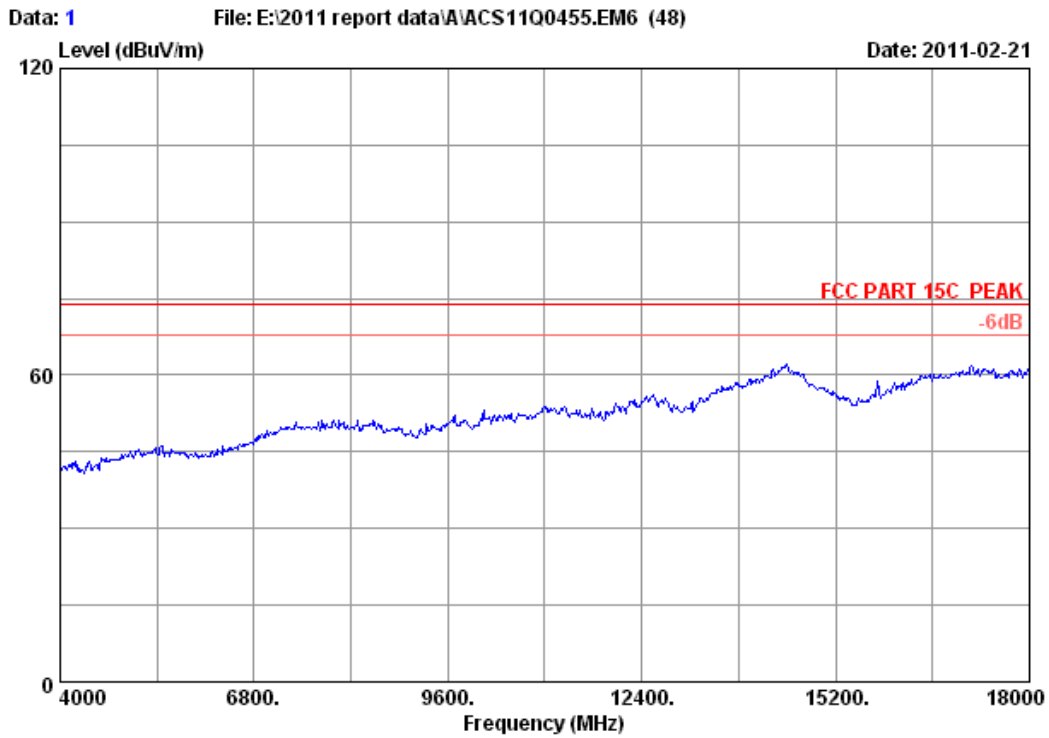
Site no. : 3m Chamber Data no. : 104
 Dis. / Ant. : 3m 3115(0911) Ant. pol. : HORIZONTAL
 Limit : FCC PART 15C PEAK
 Env. / Ins. : 23°C/54% Engineer : Sunny-lu
 EUT : 150Mbps Wireless Lite N USB Adapter
 Power : DC 5V From PC input AC 120V/60Hz
 Test mode : IEEE802.11n HT40 CH4 2437MHz
 M/N : WD650-BD-N

| | Ant. | Cable | Amp. | Emission | | | | | |
|------------|--------|-------|--------|----------|----------|----------|--------|--------|--|
| Freq. | Factor | loss | Factor | Reading | Level | Limits | Margin | Remark | |
| (MHz) | (dB/m) | (dB) | (dB) | (dBuV) | (dBuV/m) | (dBuV/m) | (dB) | | |
| 1 2437.000 | 29.47 | 7.46 | 36.61 | 95.61 | 95.93 | 74.00 | -21.93 | Peak | |
| 2 2659.000 | 30.33 | 7.92 | 36.57 | 46.15 | 47.83 | 74.00 | 26.17 | Peak | |

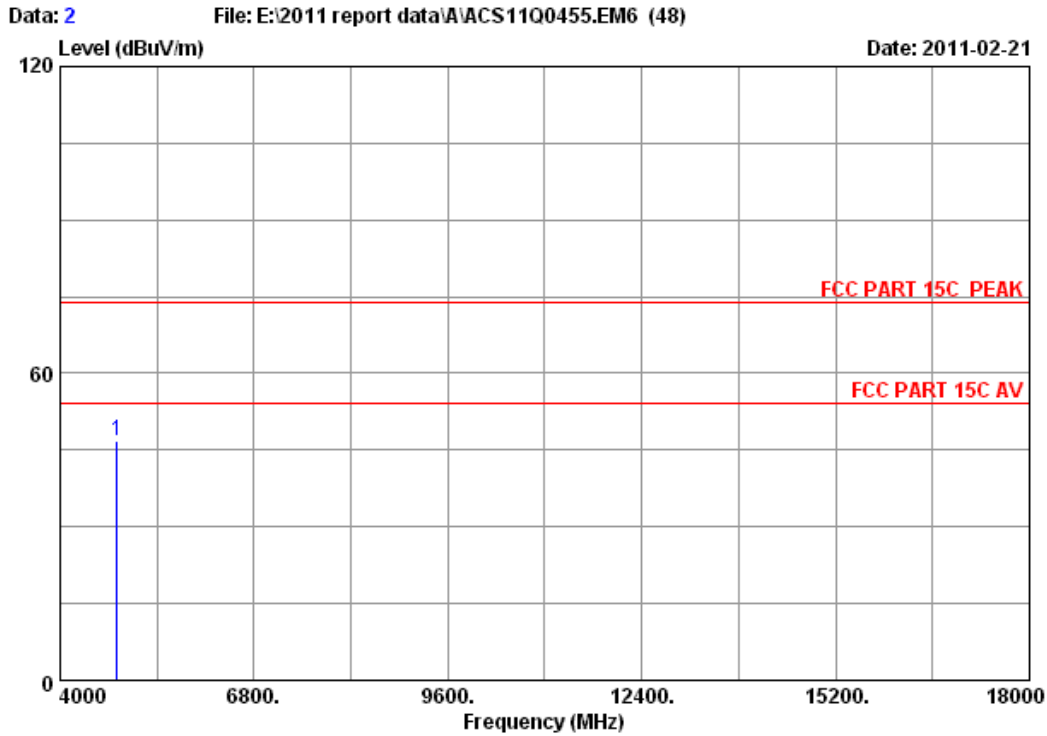
Remarks:

1. Emission Level= Antenna Factor + Cable Loss -Amp Factor + Reading.
2. The emission levels that are 20dB below the official limit are not reported.

Frequency: 4GHz~18GHz



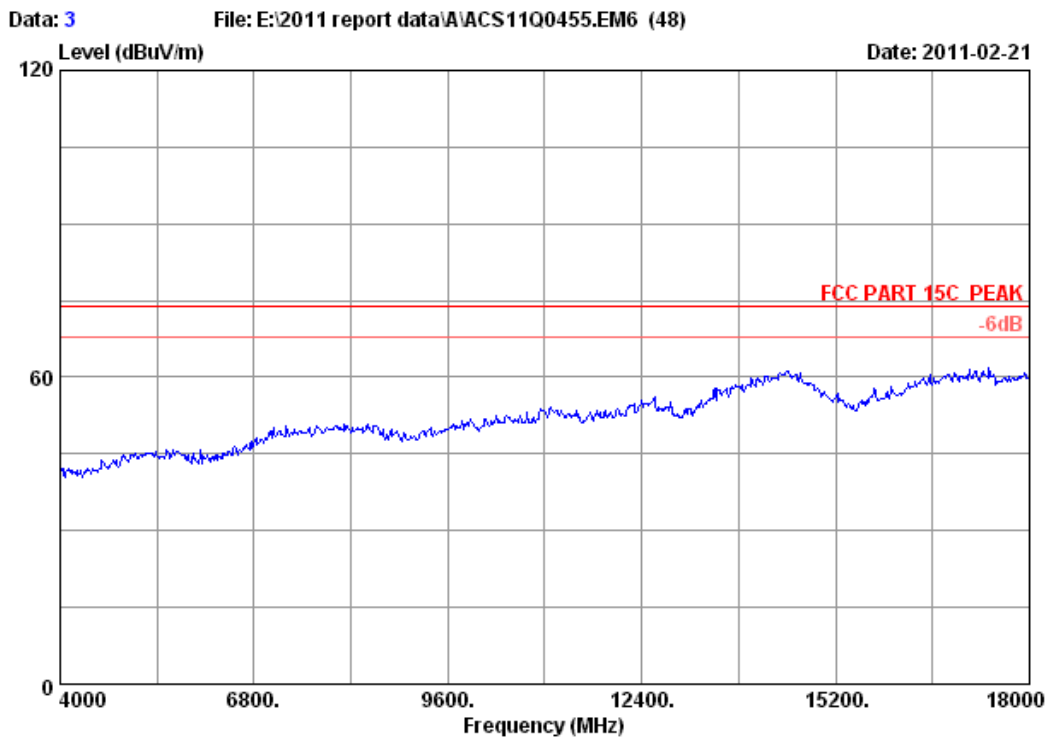
Site no. : 3m Chamber Data no. : 1
Dis. / Ant. : 3m 3115(0911) Ant. pol. : HORIZONTAL
Limit : FCC PART 15C PEAK
Env. / Ins. : 23°C/54% Engineer : Alan Geng
EUT : 150Mbps Wireless Lite N USB Adapter
Power : DC 5V From PC input AC 120V/60Hz
Test mode : IEEE802.11b CH1 2412MHz
M/N : WD650-BD-N



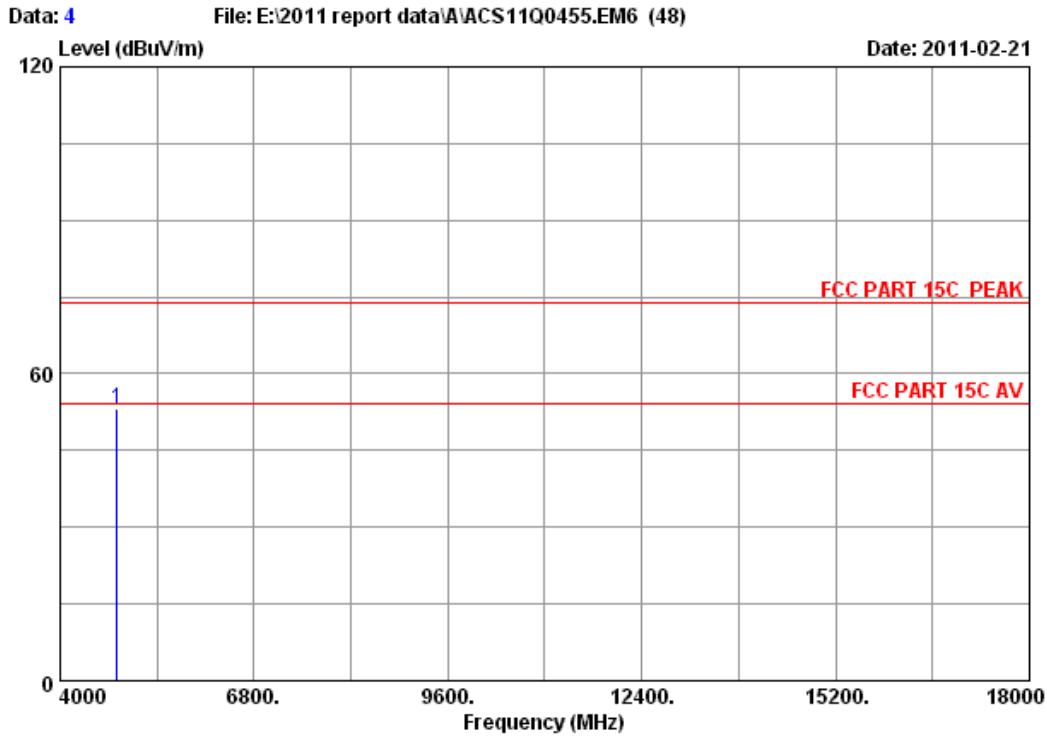
Site no. : 3m Chamber Data no. : 2
 Dis. / Ant. : 3m 3115(0911) Ant. pol. : HORIZONTAL
 Limit : FCC PART 15C PEAK
 Env. / Ins. : 23°C/54% Engineer : Alan Geng
 EUT : 150Mbps Wireless Lite N USB Adapter
 Power : DC 5V From PC input AC 120V/60Hz
 Test mode : IEEE802.11b CH1 2412MHz
 M/N : WD650-BD-N

| | Ant. | Cable | Amp. | Emission | | | | | |
|------------|--------|-------|--------|----------|----------|----------|--------|--------|--|
| Freq. | Factor | loss | Factor | Reading | Level | Limits | Margin | Remark | |
| (MHz) | (dB/m) | (dB) | (dB) | (dBuV) | (dBuV/m) | (dBuV/m) | (dB) | | |
| 1 4824.000 | 34.32 | 10.64 | 35.08 | 37.02 | 46.90 | 74.00 | 27.10 | Peak | |

- Remarks:
- Emission Level= Antenna Factor + Cable Loss -Amp Factor + Reading.
 - The emission levels that are 20dB below the official limit are not reported.



Site no. : 3m Chamber Data no. : 3
Dis. / Ant. : 3m 3115(0911) Ant. pol. : VERTICAL
Limit : FCC PART 15C PEAK
Env. / Ins. : 23°C/54% Engineer : Alan Geng
EUT : 150Mbps Wireless Lite N USB Adapter
Power : DC 5V From PC input AC 120V/60Hz
Test mode : IEEE802.11b CH1 2412MHz
M/N : WD650-BD-N

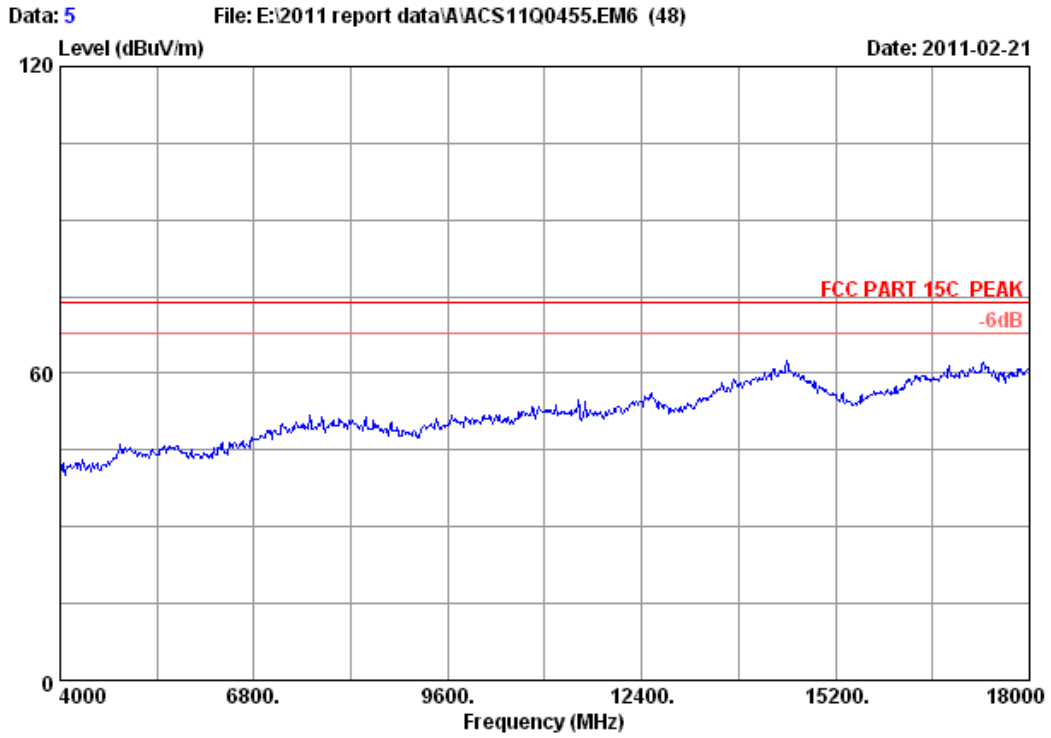


Site no. : 3m Chamber Data no. : 4
 Dis. / Ant. : 3m 3115(0911) Ant. pol. : VERTICAL
 Limit : FCC PART 15C PEAK
 Env. / Ins. : 23°C/54% Engineer : Alan Geng
 EUT : 150Mbps Wireless Lite N USB Adapter
 Power : DC 5V From PC input AC 120V/60Hz
 Test mode : IEEE802.11b CH1 2412MHz
 M/N : WD650-BD-N

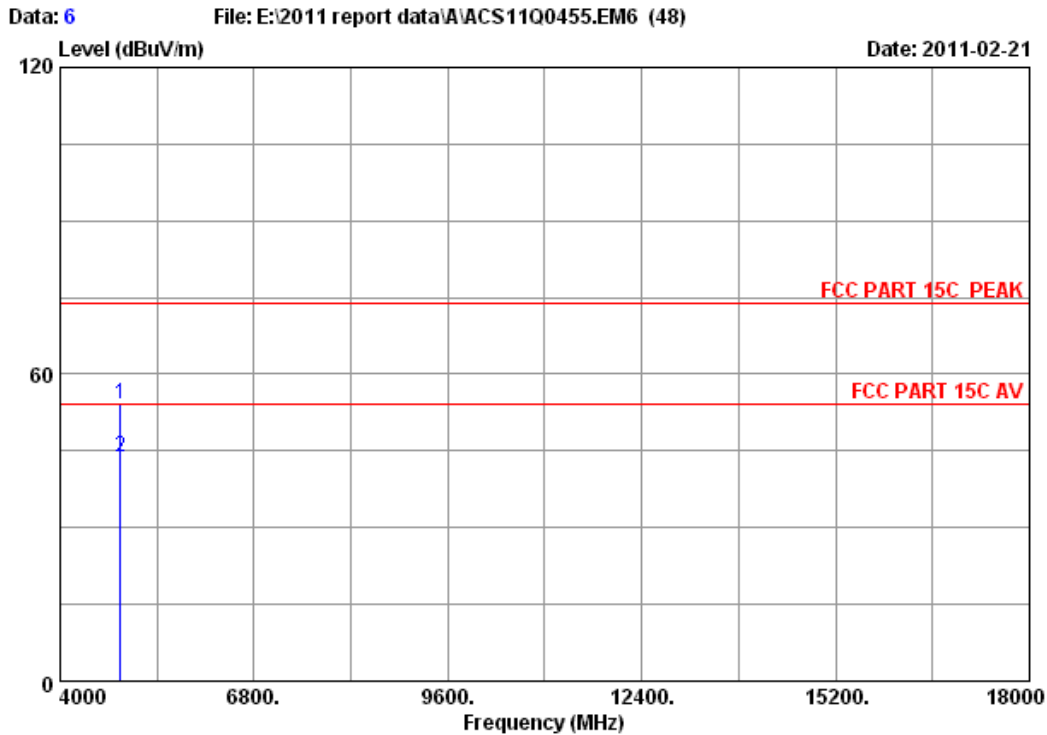
| | Ant. | Cable | Amp. | Emission | | | | | |
|------------|--------|-------|--------|----------|----------|----------|--------|--------|--|
| Freq. | Factor | loss | Factor | Reading | Level | Limits | Margin | Remark | |
| (MHz) | (dB/m) | (dB) | (dB) | (dBuV) | (dBuV/m) | (dBuV/m) | (dB) | | |
| 1 4824.000 | 34.32 | 10.64 | 35.08 | 43.25 | 53.13 | 74.00 | 20.87 | Peak | |

Remarks:

1. Emission Level= Antenna Factor + Cable Loss -Amp Factor + Reading.
2. The emission levels that are 20dB below the official limit are not reported.



Site no. : 3m Chamber Data no. : 5
Dis. / Ant. : 3m 3115(0911) Ant. pol. : VERTICAL
Limit : FCC PART 15C PEAK
Env. / Ins. : 23°C/54% Engineer : Alan Geng
EUT : 150Mbps Wireless Lite N USB Adapter
Power : DC 5V From PC input AC 120V/60Hz
Test mode : IEEE802.11b CH1 2437MHz
M/N : WD650-BD-N

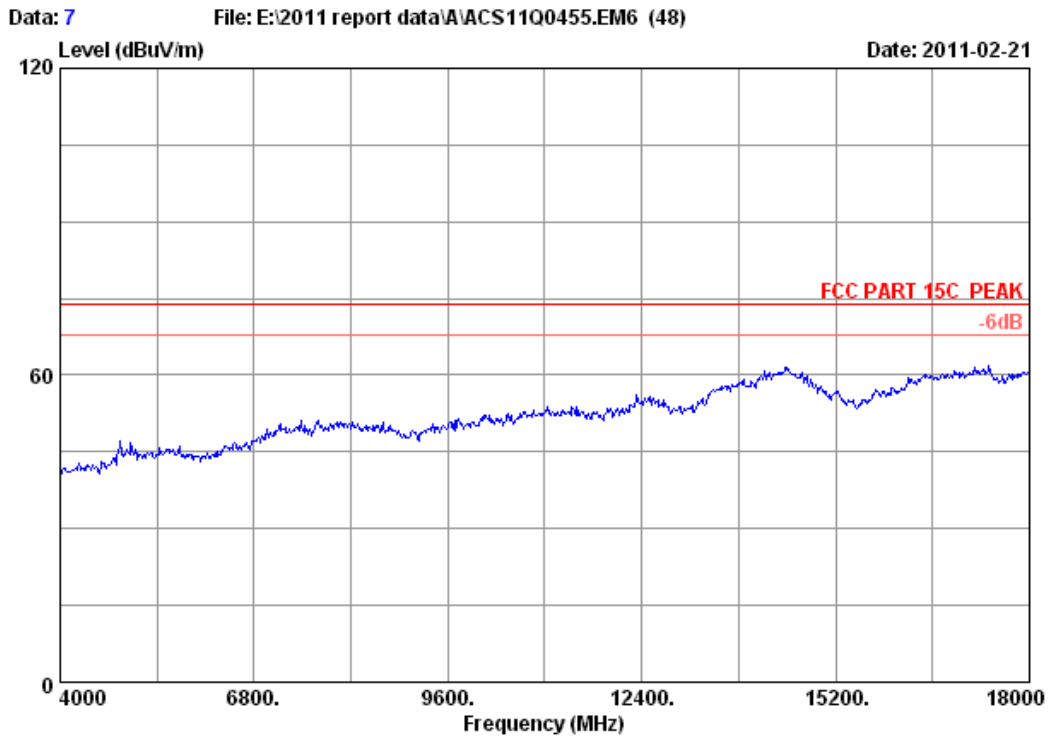


Site no. : 3m Chamber Data no. : 6
 Dis. / Ant. : 3m 3115(0911) Ant. pol. : VERTICAL
 Limit : FCC PART 15C PEAK
 Env. / Ins. : 23°C/54% Engineer : Alan Geng
 EUT : 150Mbps Wireless Lite N USB Adapter
 Power : DC 5V From PC input AC 120V/60Hz
 Test mode : IEEE802.11b CH1 2437MHz
 M/N : WD650-BD-N

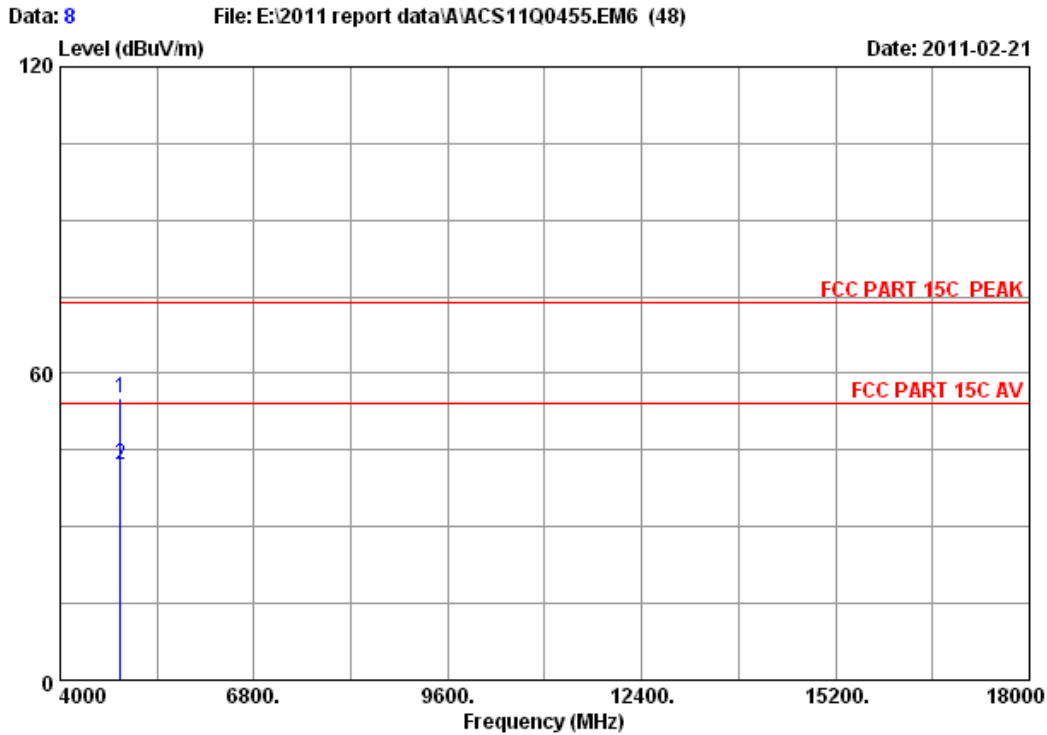
| | Freq. (MHz) | Ant. Factor (dB/m) | Cable loss (dB) | Amp. Factor (dB) | Reading (dBuV) | Emission Level (dBuV/m) | Limits (dBuV/m) | Margin (dB) | Remark |
|---|----------------|--------------------------|-----------------------|------------------------|-------------------|-------------------------------|--------------------|----------------|---------|
| 1 | 4874.000 | 34.41 | 10.69 | 35.36 | 44.38 | 54.12 | 74.00 | 19.88 | Peak |
| 2 | 4874.000 | 34.41 | 10.69 | 35.36 | 33.99 | 43.73 | 54.00 | 10.27 | Average |

Remarks:

1. Emission Level= Antenna Factor + Cable Loss -Amp Factor + Reading.
2. The emission levels that are 20dB below the official limit are not reported.



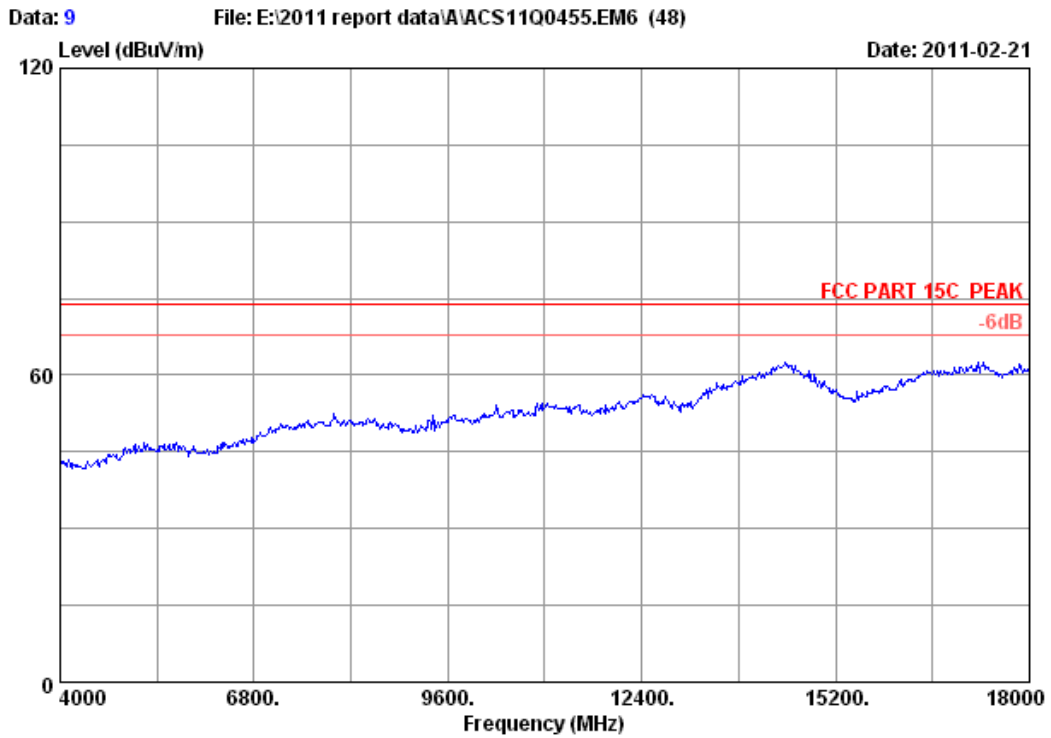
Site no. : 3m Chamber Data no. : 7
Dis. / Ant. : 3m 3115(0911) Ant. pol. : HORIZONTAL
Limit : FCC PART 15C PEAK
Env. / Ins. : 23°C/54% Engineer : Alan Geng
EUT : 150Mbps Wireless Lite N USB Adapter
Power : DC 5V From PC input AC 120V/60Hz
Test mode : IEEE802.11b CH1 2437MHz
M/N : WD650-BD-N



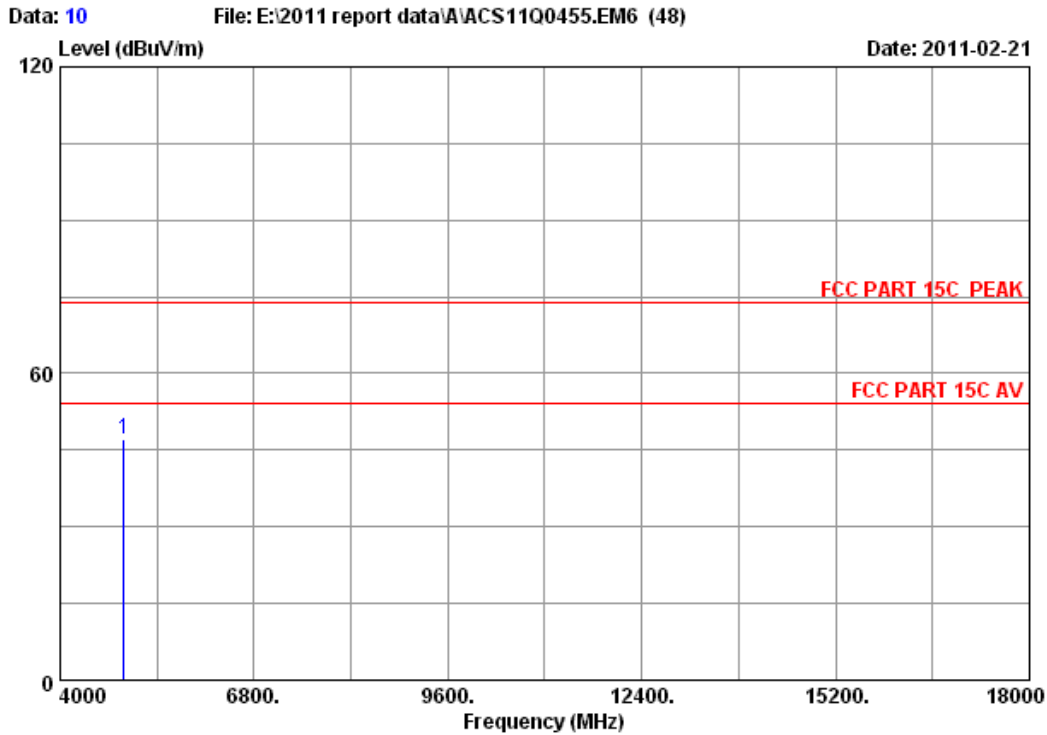
Site no. : 3m Chamber Data no. : 8
 Dis. / Ant. : 3m 3115(0911) Ant. pol. : HORIZONTAL
 Limit : FCC PART 15C PEAK
 Env. / Ins. : 23°C/54% Engineer : Alan Geng
 EUT : 150Mbps Wireless Lite N USB Adapter
 Power : DC 5V From PC input AC 120V/60Hz
 Test mode : IEEE802.11b CH1 2437MHz
 M/N : WD650-BD-N

| | Freq. (MHz) | Ant. Factor (dB/m) | Cable loss (dB) | Amp. Factor (dB) | Reading (dBuV) | Emission Level (dBuV/m) | Limits (dBuV/m) | Margin (dB) | Remark |
|---|-------------|--------------------|-----------------|------------------|----------------|-------------------------|-----------------|-------------|---------|
| 1 | 4874.000 | 34.41 | 10.69 | 35.03 | 45.00 | 55.07 | 74.00 | 18.93 | Peak |
| 2 | 4874.000 | 34.41 | 10.69 | 35.03 | 32.20 | 42.27 | 54.00 | 11.73 | Average |

Remarks:
 1. Emission Level= Antenna Factor + Cable Loss -Amp Factor + Reading.
 2. The emission levels that are 20dB below the official limit are not reported.



Site no. : 3m Chamber Data no. : 9
Dis. / Ant. : 3m 3115(0911) Ant. pol. : HORIZONTAL
Limit : FCC PART 15C PEAK
Env. / Ins. : 23°C/54% Engineer : Alan Geng
EUT : 150Mbps Wireless Lite N USB Adapter
Power : DC 5V From PC input AC 120V/60Hz
Test mode : IEEE802.11b CH11 2462MHz
M/N : WD650-BD-N

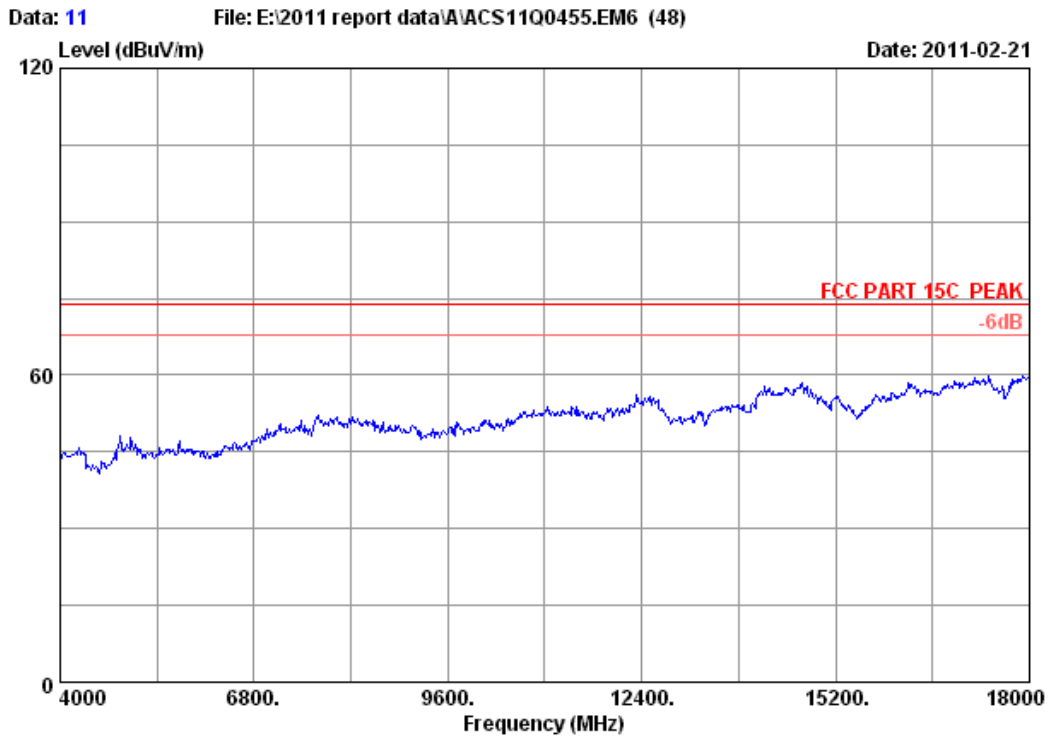


Site no. : 3m Chamber Data no. : 10
 Dis. / Ant. : 3m 3115(0911) Ant. pol. : HORIZONTAL
 Limit : FCC PART 15C PEAK
 Env. / Ins. : 23°C/54% Engineer : Alan Geng
 EUT : 150Mbps Wireless Lite N USB Adapter
 Power : DC 5V From PC input AC 120V/60Hz
 Test mode : IEEE802.11b CH11 2462MHz
 M/N : WD650-BD-N

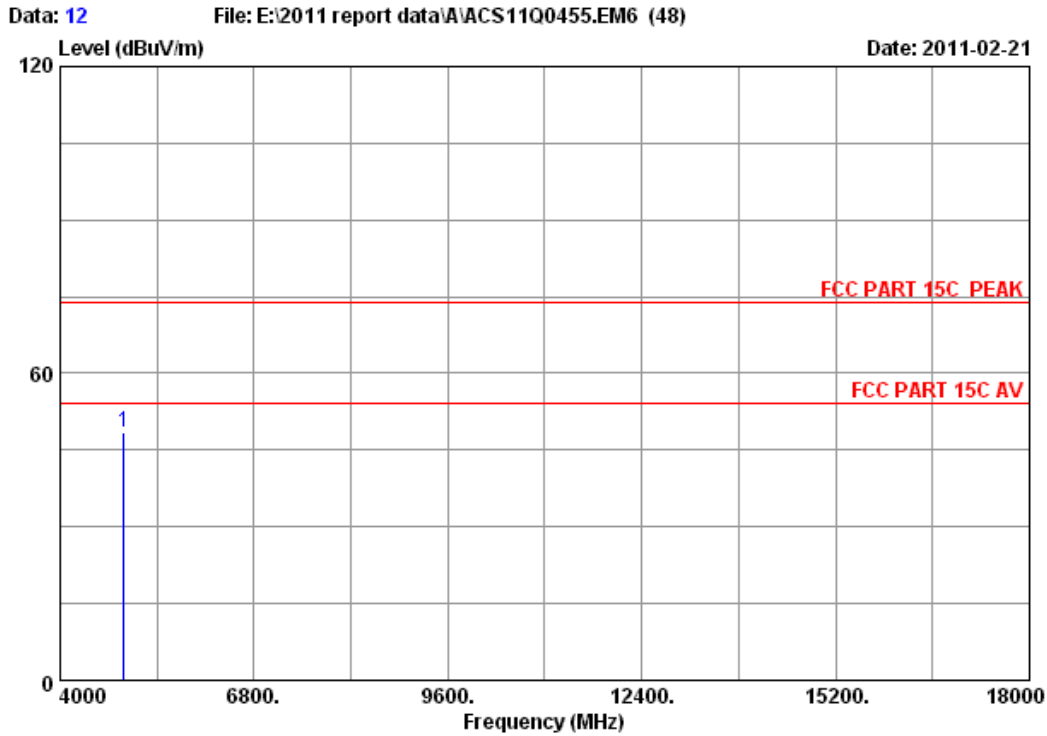
| | Ant. | Cable | Amp. | Emission | | | | |
|------------|--------|-------|--------|----------|----------|----------|--------|--------|
| Freq. | Factor | loss | Factor | Reading | Level | Limits | Margin | Remark |
| (MHz) | (dB/m) | (dB) | (dB) | (dBuV) | (dBuV/m) | (dBuV/m) | (dB) | |
| 1 4924.000 | 34.49 | 10.76 | 34.98 | 37.02 | 47.29 | 74.00 | 26.71 | Peak |

Remarks:

1. Emission Level= Antenna Factor + Cable Loss -Amp Factor + Reading.
2. The emission levels that are 20dB below the official limit are not reported.



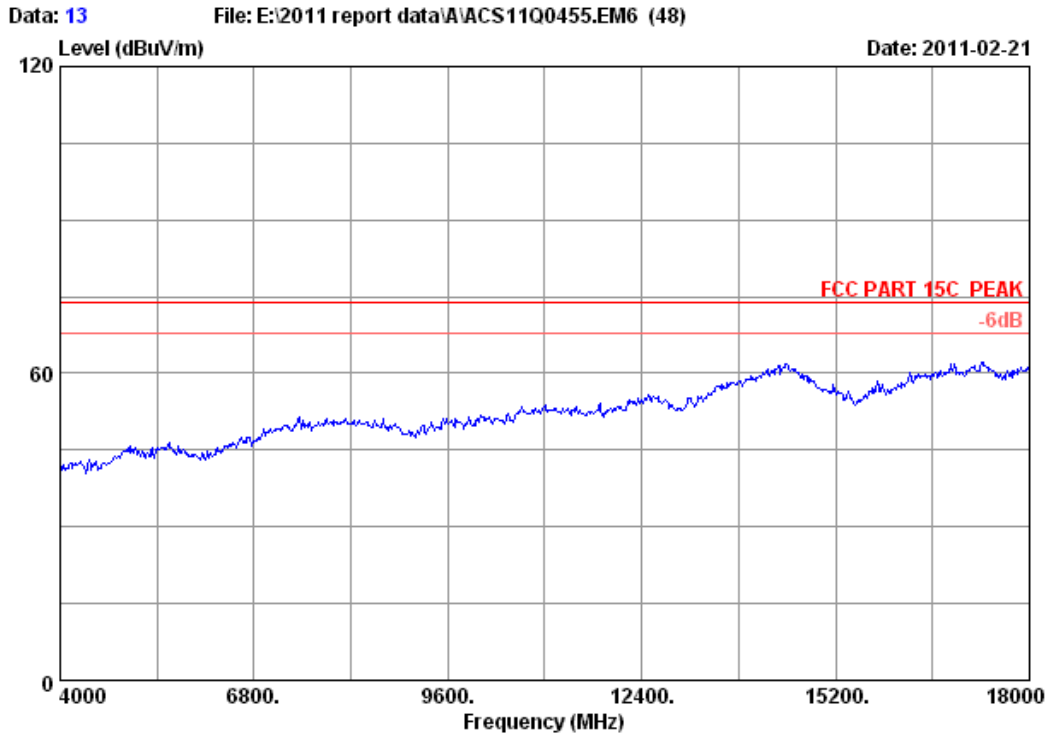
Site no. : 3m Chamber Data no. : 11
Dis. / Ant. : 3m 3115(0911) Ant. pol. : VERTICAL
Limit : FCC PART 15C PEAK
Env. / Ins. : 23°C/54% Engineer : Alan Geng
EUT : 150Mbps Wireless Lite N USB Adapter
Power : DC 5V From PC input AC 120V/60Hz
Test mode : IEEE802.11b CH11 2462MHz
M/N : WD650-BD-N



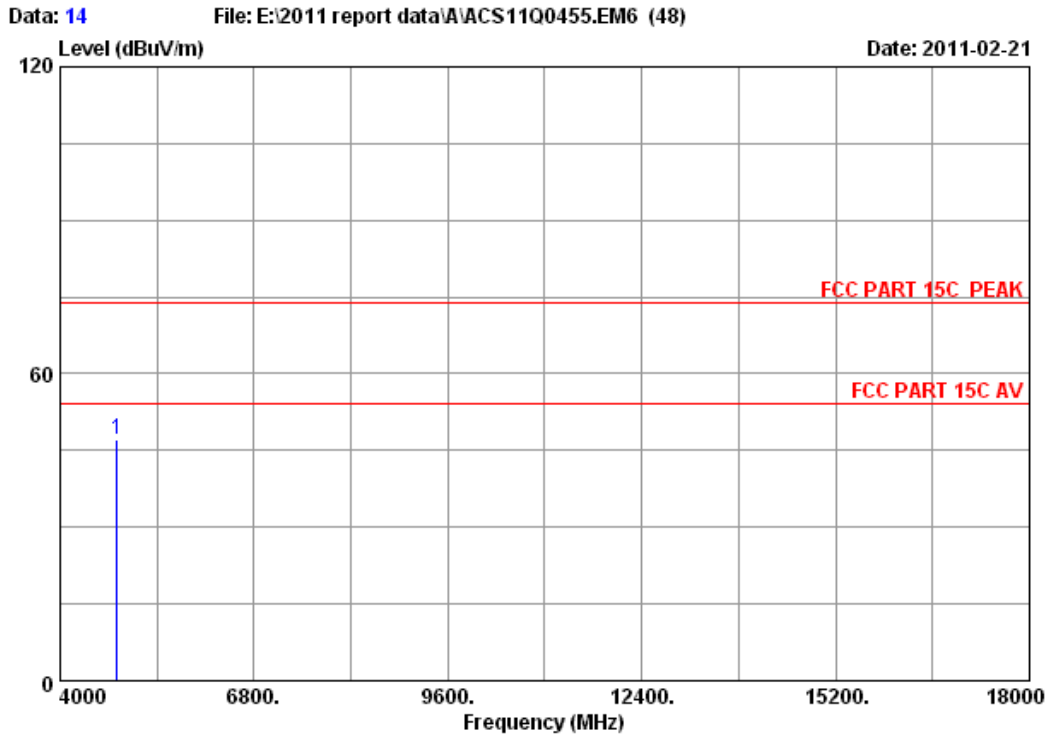
Site no. : 3m Chamber Data no. : 12
 Dis. / Ant. : 3m 3115(0911) Ant. pol. : VERTICAL
 Limit : FCC PART 15C PEAK
 Env. / Ins. : 23°C/54% Engineer : Alan Geng
 EUT : 150Mbps Wireless Lite N USB Adapter
 Power : DC 5V From PC input AC 120V/60Hz
 Test mode : IEEE802.11b CH11 2462MHz
 M/N : WD650-BD-N

| | Ant. | Cable | Amp. | Emission | | | | | |
|------------|--------|-------|--------|----------|----------|----------|--------|--------|--|
| Freq. | Factor | loss | Factor | Reading | Level | Limits | Margin | Remark | |
| (MHz) | (dB/m) | (dB) | (dB) | (dBUV) | (dBUV/m) | (dBUV/m) | (dB) | | |
| 1 4924.000 | 34.49 | 10.76 | 34.98 | 38.32 | 48.59 | 74.00 | 25.41 | Peak | |

- Remarks:
1. Emission Level= Antenna Factor + Cable Loss -Amp Factor + Reading.
 2. The emission levels that are 20dB below the official limit are not reported.



Site no. : 3m Chamber Data no. : 13
Dis. / Ant. : 3m 3115(0911) Ant. pol. : VERTICAL
Limit : FCC PART 15C PEAK
Env. / Ins. : 23°C/54% Engineer : Alan Geng
EUT : 150Mbps Wireless Lite N USB Adapter
Power : DC 5V From PC input AC 120V/60Hz
Test mode : IEEE802.11g CH1 2412MHz
M/N : WD650-BD-N

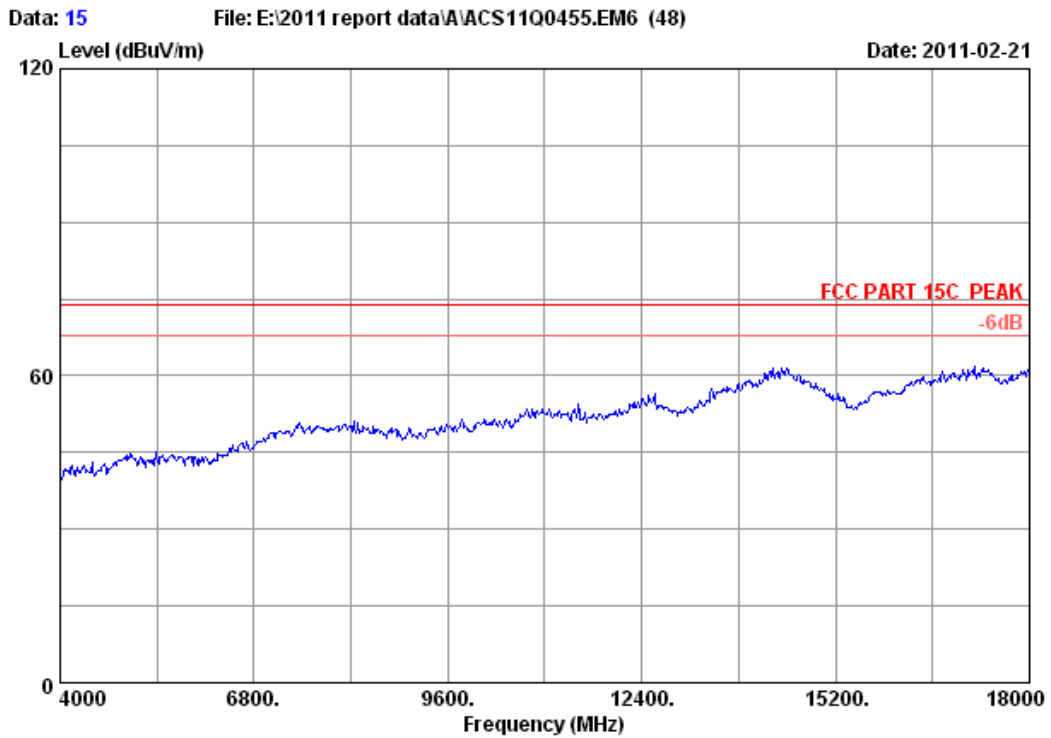


Site no. : 3m Chamber Data no. : 14
 Dis. / Ant. : 3m 3115(0911) Ant. pol. : VERTICAL
 Limit : FCC PART 15C PEAK
 Env. / Ins. : 23°C/54% Engineer : Alan Geng
 EUT : 150Mbps Wireless Lite N USB Adapter
 Power : DC 5V From PC input AC 120V/60Hz
 Test mode : IEEE802.11g CH1 2412MHz
 M/N : WD650-BD-N

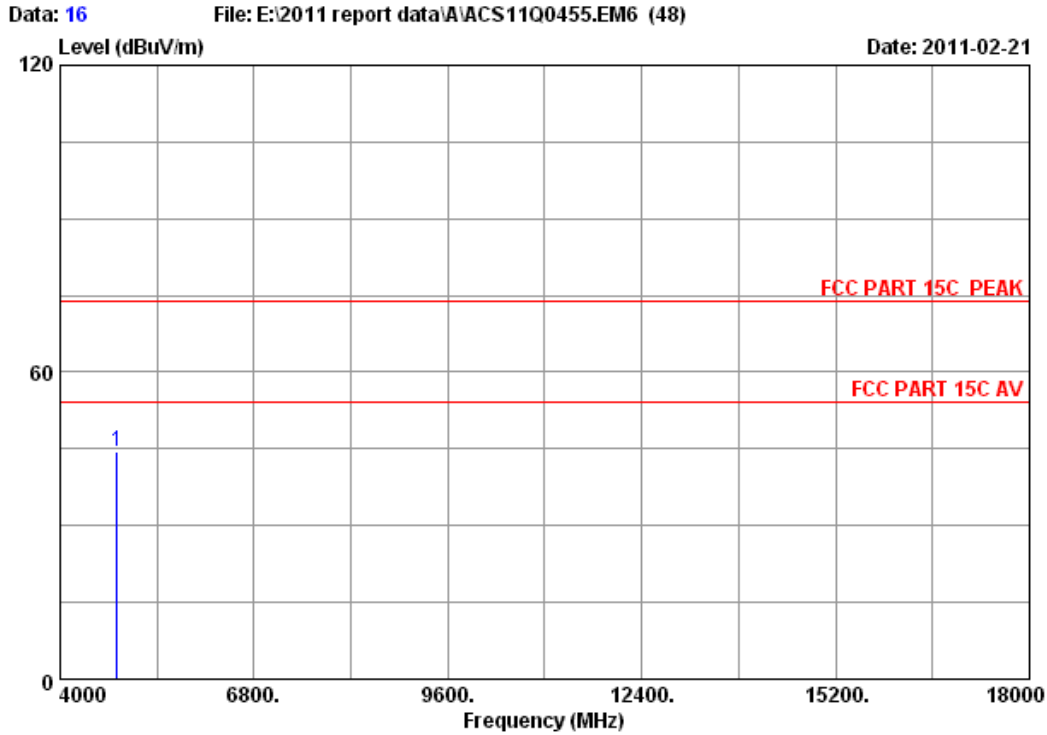
| | Ant. | Cable | Amp. | Emission | | | | | |
|------------|--------|-------|--------|----------|----------|----------|--------|--------|--|
| Freq. | Factor | loss | Factor | Reading | Level | Limits | Margin | Remark | |
| (MHz) | (dB/m) | (dB) | (dB) | (dBuV) | (dBuV/m) | (dBuV/m) | (dB) | | |
| 1 4824.000 | 34.32 | 10.64 | 35.08 | 37.17 | 47.05 | 74.00 | 26.95 | Peak | |

Remarks:

1. Emission Level= Antenna Factor + Cable Loss -Amp Factor + Reading.
2. The emission levels that are 20dB below the official limit are not reported.



Site no. : 3m Chamber Data no. : 15
Dis. / Ant. : 3m 3115(0911) Ant. pol. : HORIZONTAL
Limit : FCC PART 15C PEAK
Env. / Ins. : 23°C/54% Engineer : Alan Geng
EUT : 150Mbps Wireless Lite N USB Adapter
Power : DC 5V From PC input AC 120V/60Hz
Test mode : IEEE802.11g CH1 2412MHz
M/N : WD650-BD-N

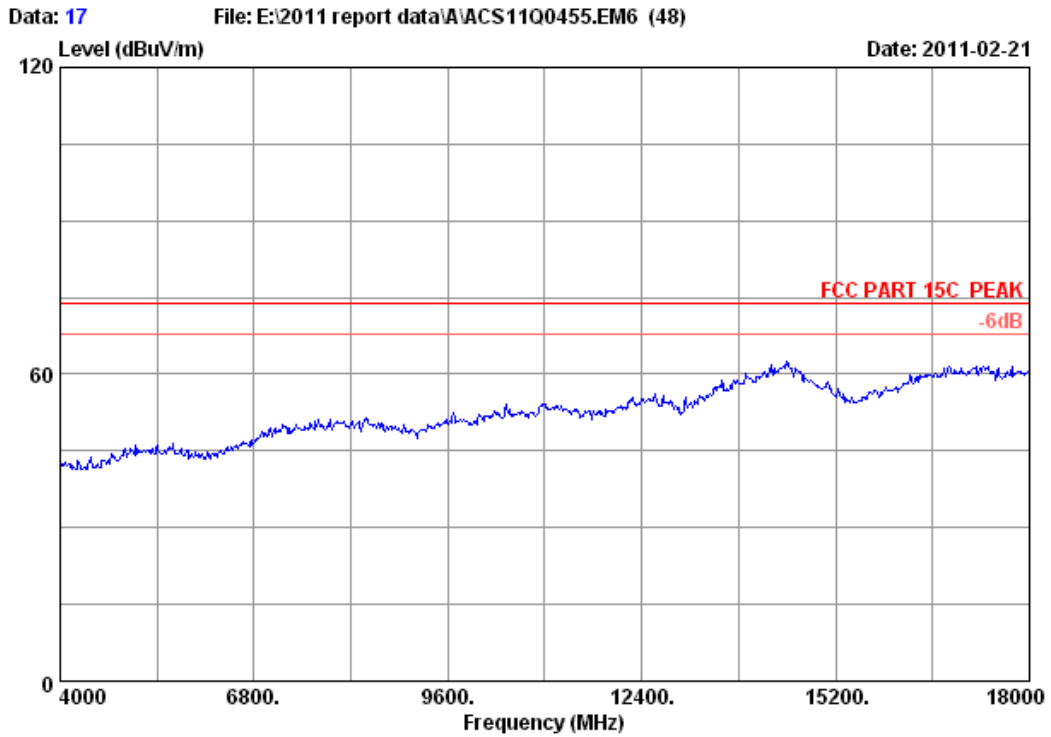


Site no. : 3m Chamber Data no. : 16
 Dis. / Ant. : 3m 3115(0911) Ant. pol. : HORIZONTAL
 Limit : FCC PART 15C PEAK
 Env. / Ins. : 23°C/54% Engineer : Alan Geng
 EUT : 150Mbps Wireless Lite N USB Adapter
 Power : DC 5V From PC input AC 120V/60Hz
 Test mode : IEEE802.11g CH1 2412MHz
 M/N : WD650-BD-N

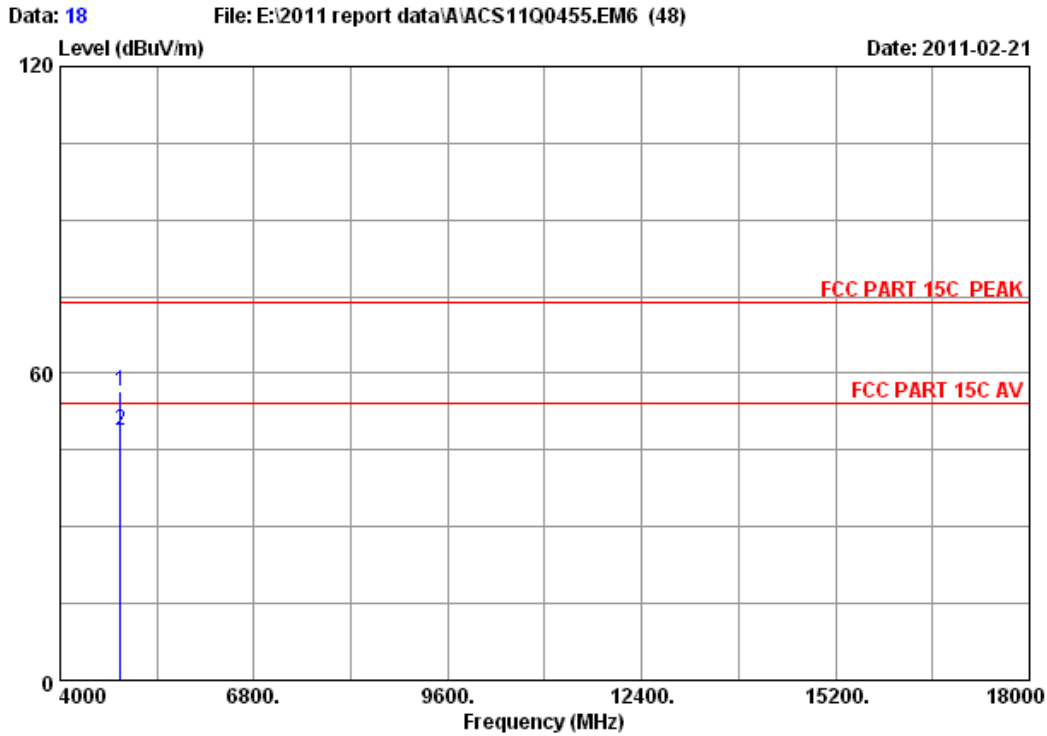
| | Ant. | Cable | Amp. | Emission | | | | | |
|------------|--------|-------|--------|----------|----------|----------|--------|--------|--|
| Freq. | Factor | loss | Factor | Reading | Level | Limits | Margin | Remark | |
| (MHz) | (dB/m) | (dB) | (dB) | (dBUV) | (dBUV/m) | (dBUV/m) | (dB) | | |
| 1 4824.000 | 34.32 | 10.64 | 35.08 | 34.54 | 44.42 | 74.00 | 29.58 | Peak | |

Remarks:

1. Emission Level= Antenna Factor + Cable Loss -Amp Factor + Reading.
2. The emission levels that are 20dB below the official limit are not reported.



Site no. : 3m Chamber Data no. : 17
Dis. / Ant. : 3m 3115(0911) Ant. pol. : VERTICAL
Limit : FCC PART 15C PEAK
Env. / Ins. : 23°C/54% Engineer : Alan Geng
EUT : 150Mbps Wireless Lite N USB Adapter
Power : DC 5V From PC input AC 120V/60Hz
Test mode : IEEE802.11g CH6 2437MHz
M/N : WD650-BD-N

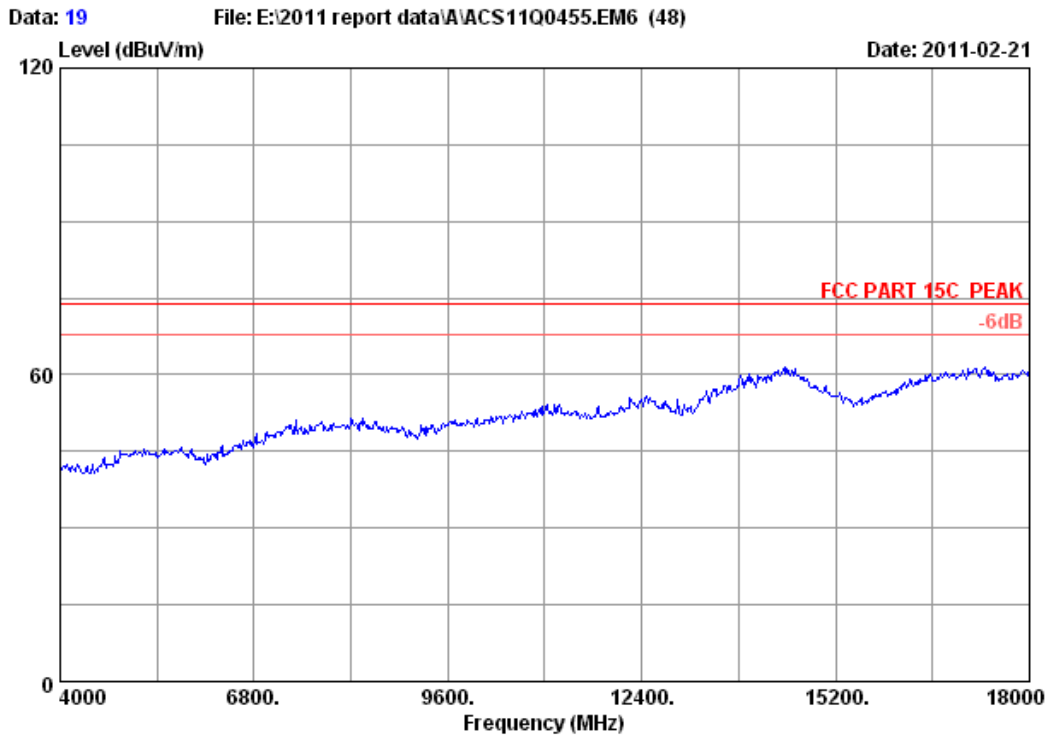


Site no. : 3m Chamber Data no. : 18
 Dis. / Ant. : 3m 3115(0911) Ant. pol. : VERTICAL
 Limit : FCC PART 15C PEAK
 Env. / Ins. : 23°C/54% Engineer : Alan Geng
 EUT : 150Mbps Wireless Lite N USB Adapter
 Power : DC 5V From PC input AC 120V/60Hz
 Test mode : IEEE802.11g CH6 2437MHz
 M/N : WD650-BD-N

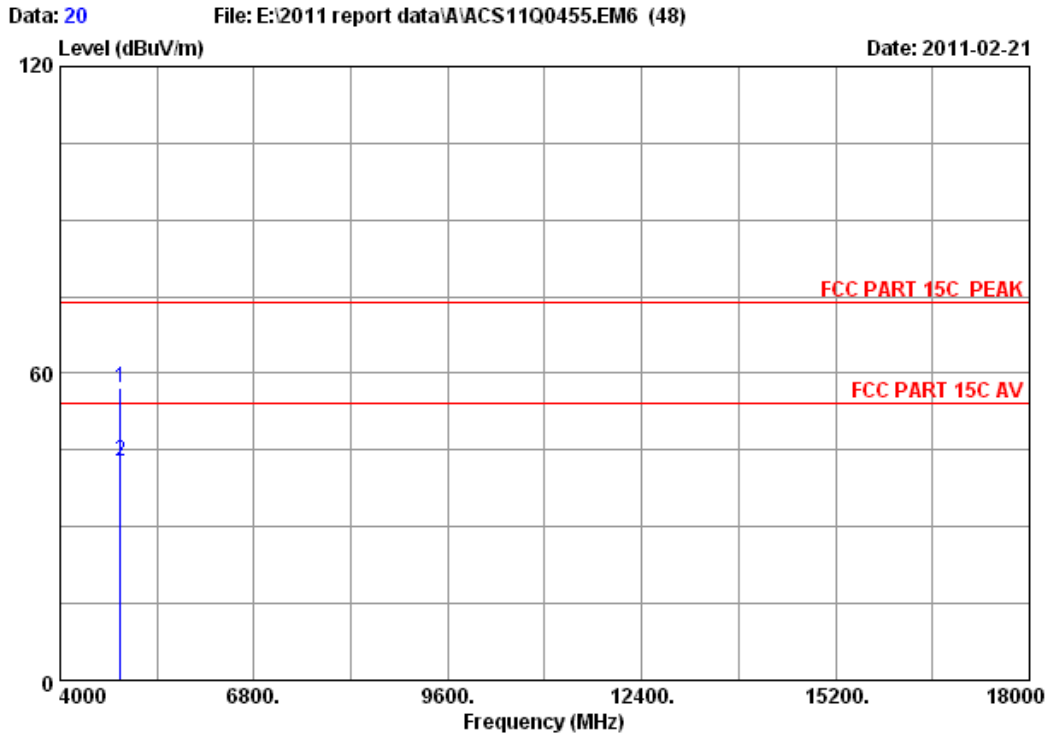
| | Ant. | Cable | Amp. | Emission | | | | | |
|------------|--------|-------|--------|----------|----------|----------|--------|---------|--|
| Freq. | Factor | loss | Factor | Reading | Level | Limits | Margin | Remark | |
| (MHz) | (dB/m) | (dB) | (dB) | (dBuV) | (dBuV/m) | (dBuV/m) | (dB) | | |
| 1 4874.000 | 34.41 | 10.69 | 35.03 | 46.38 | 56.45 | 74.00 | 17.55 | Peak | |
| 2 4874.000 | 34.41 | 10.69 | 35.03 | 38.68 | 48.75 | 54.00 | 5.25 | Average | |

Remarks:

- Emission Level= Antenna Factor + Cable Loss -Amp Factor + Reading.
- The emission levels that are 20dB below the official limit are not reported.



| | | | |
|-------------|---------------------------------------|-------------|------------|
| Site no. | : 3m Chamber | Data no. : | 19 |
| Dis. / Ant. | : 3m 3115(0911) | Ant. pol. : | HORIZONTAL |
| Limit | : FCC PART 15C PEAK | | |
| Env. / Ins. | : 23°C/54% | Engineer : | Alan Geng |
| EUT | : 150Mbps Wireless Lite N USB Adapter | | |
| Power | : DC 5V From PC input AC 120V/60Hz | | |
| Test mode | : IEEE802.11g CH6 2437MHz | | |
| M/N | : WD650-BD-N | | |

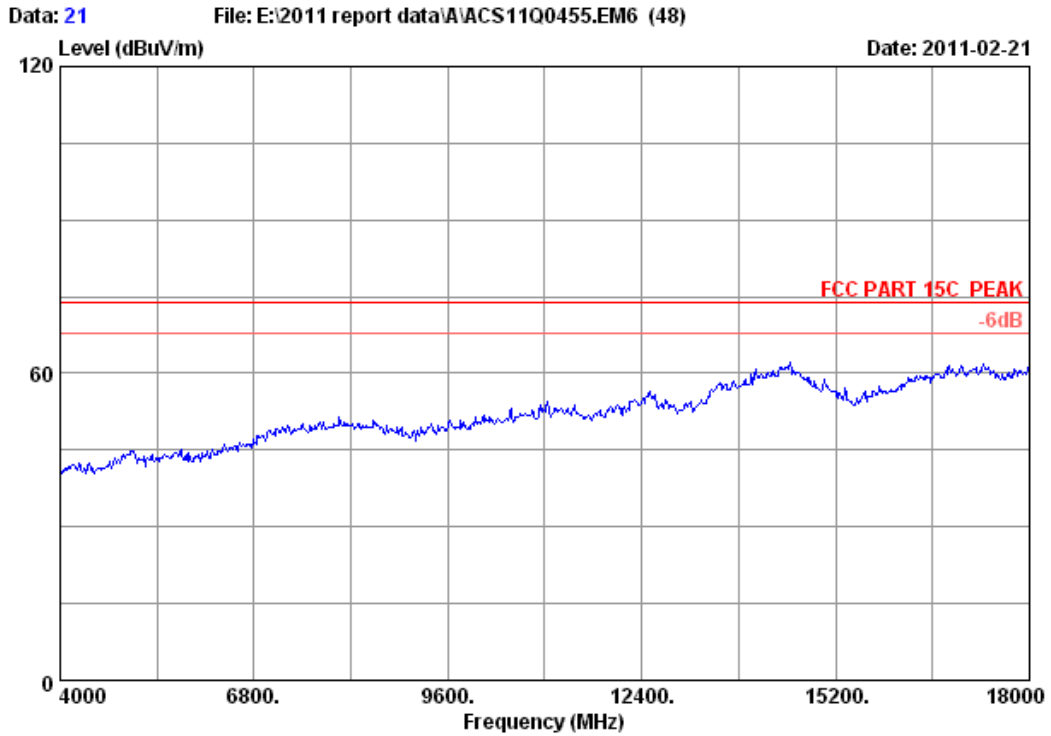


Site no. : 3m Chamber Data no. : 20
 Dis. / Ant. : 3m 3115(0911) Ant. pol. : HORIZONTAL
 Limit : FCC PART 15C PEAK
 Env. / Ins. : 23°C/54% Engineer : Alan Geng
 EUT : 150Mbps Wireless Lite N USB Adapter
 Power : DC 5V From PC input AC 120V/60Hz
 Test mode : IEEE802.11g CH6 2437MHz
 M/N : WD650-BD-N

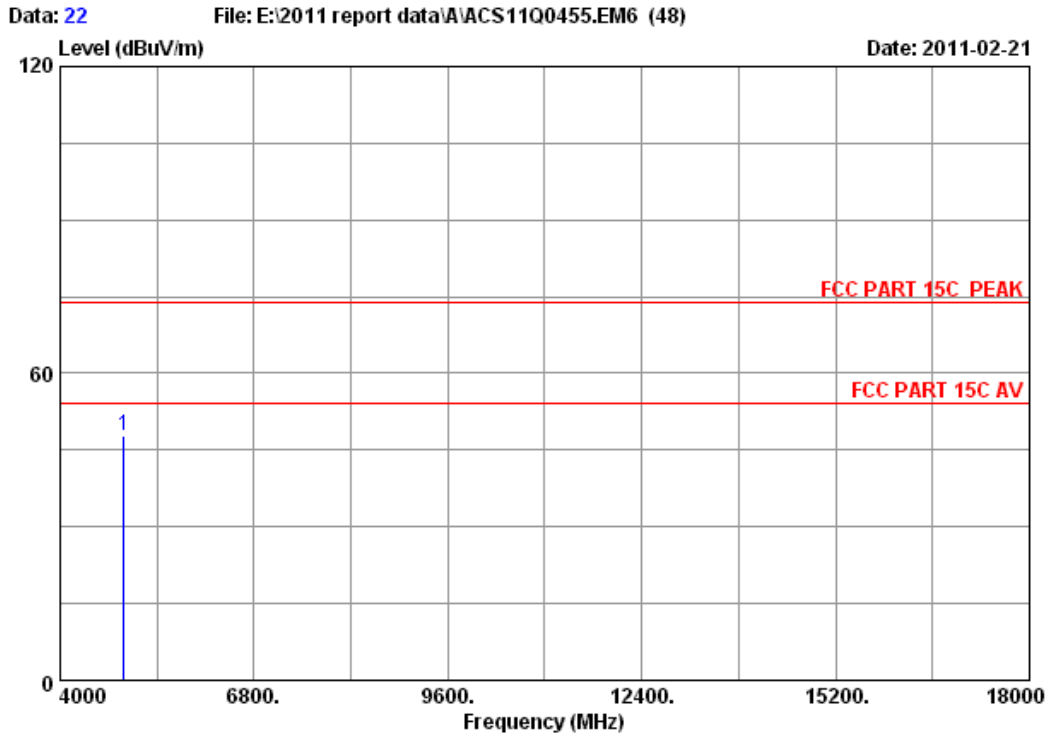
| | Ant. | Cable | Amp. | Emission | | | | | |
|-------------|---------------|-----------|-------------|----------------|----------------|-----------------|-------------|---------|--|
| Freq. (MHz) | Factor (dB/m) | loss (dB) | Factor (dB) | Reading (dBuV) | Level (dBuV/m) | Limits (dBuV/m) | Margin (dB) | Remark | |
| 1 4874.000 | 34.41 | 10.69 | 35.03 | 46.94 | 57.01 | 74.00 | 16.99 | Peak | |
| 2 4874.000 | 34.41 | 10.69 | 35.03 | 32.56 | 42.63 | 54.00 | 11.37 | Average | |

Remarks:

- Emission Level= Antenna Factor + Cable Loss -Amp Factor + Reading.
- The emission levels that are 20dB below the official limit are not reported.



Site no. : 3m Chamber Data no. : 21
Dis. / Ant. : 3m 3115(0911) Ant. pol. : HORIZONTAL
Limit : FCC PART 15C PEAK
Env. / Ins. : 23°C/54% Engineer : Alan Geng
EUT : 150Mbps Wireless Lite N USB Adapter
Power : DC 5V From PC input AC 120V/60Hz
Test mode : IEEE802.11g CH11 2462MHz
M/N : WD650-BD-N

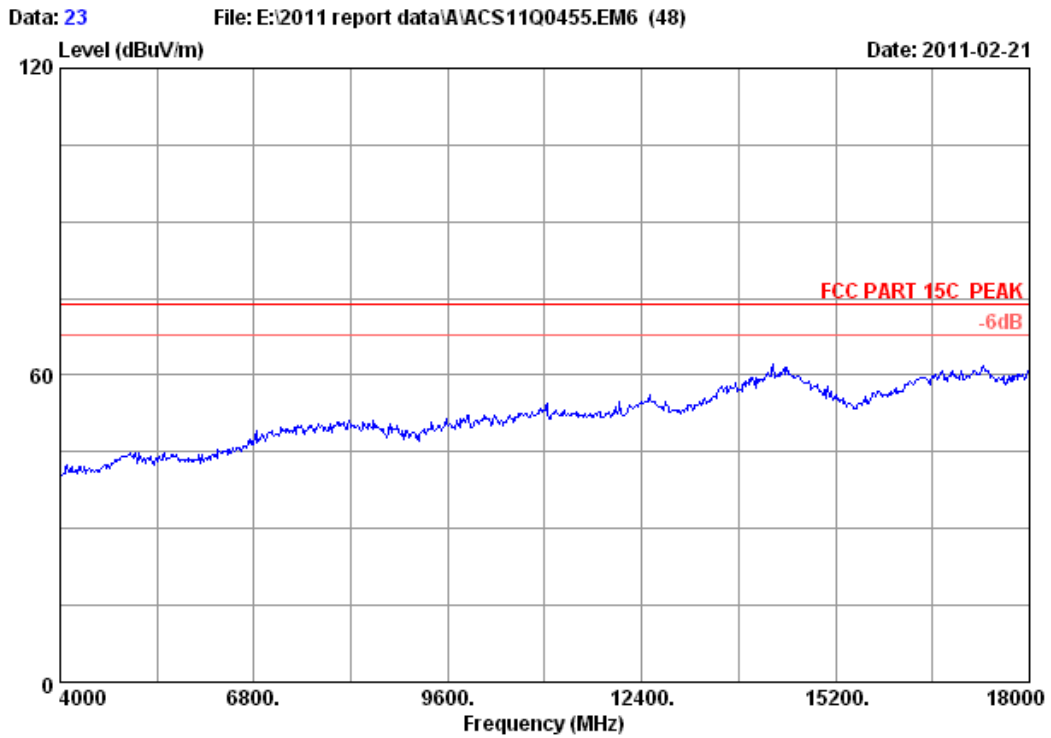


Site no. : 3m Chamber Data no. : 22
 Dis. / Ant. : 3m 3115(0911) Ant. pol. : HORIZONTAL
 Limit : FCC PART 15C PEAK
 Env. / Ins. : 23°C/54% Engineer : Alan Geng
 EUT : 150Mbps Wireless Lite N USB Adapter
 Power : DC 5V From PC input AC 120V/60Hz
 Test mode : IEEE802.11g CH11 2462MHz
 M/N : WD650-BD-N

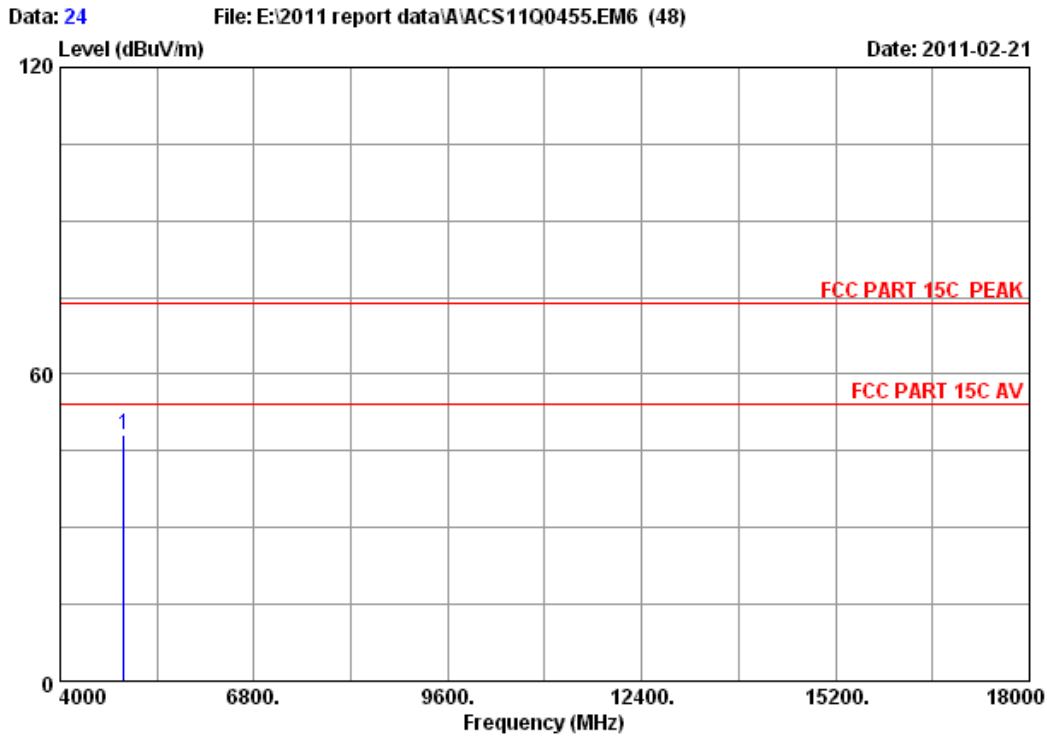
| | Ant. | Cable | Amp. | Emission | | | | | |
|------------|--------|-------|--------|----------|----------|----------|--------|--------|--|
| Freq. | Factor | loss | Factor | Reading | Level | Limits | Margin | Remark | |
| (MHz) | (dB/m) | (dB) | (dB) | (dBuV) | (dBuV/m) | (dBuV/m) | (dB) | | |
| 1 4924.000 | 34.49 | 10.76 | 34.98 | 37.61 | 47.88 | 74.00 | 26.12 | Peak | |

Remarks:

1. Emission Level= Antenna Factor + Cable Loss -Amp Factor + Reading.
2. The emission levels that are 20dB below the official limit are not reported.



| | | | |
|-------------|---------------------------------------|-------------|-----------|
| Site no. | : 3m Chamber | Data no. : | 23 |
| Dis. / Ant. | : 3m 3115(0911) | Ant. pol. : | VERTICAL |
| Limit | : FCC PART 15C PEAK | | |
| Env. / Ins. | : 23°C/54% | Engineer : | Alan Geng |
| EUT | : 150Mbps Wireless Lite N USB Adapter | | |
| Power | : DC 5V From PC input AC 120V/60Hz | | |
| Test mode | : IEEE802.11g CH11 2462MHz | | |
| M/N | : WD650-BD-N | | |

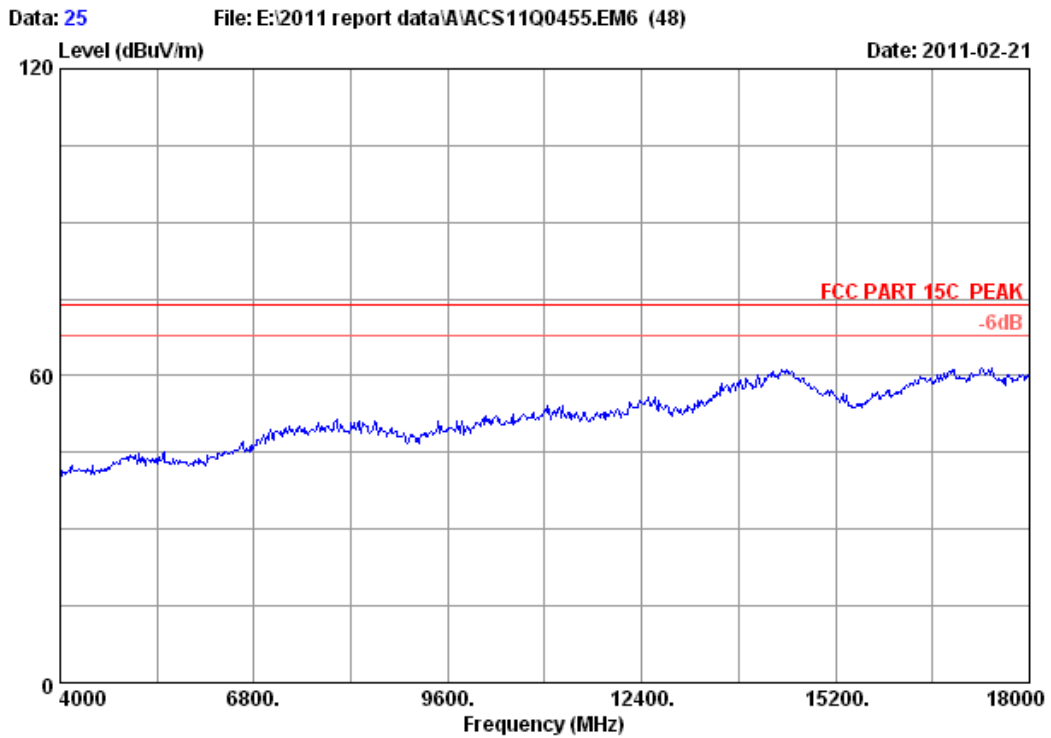


Site no. : 3m Chamber Data no. : 24
 Dis. / Ant. : 3m 3115(0911) Ant. pol. : VERTICAL
 Limit : FCC PART 15C PEAK
 Env. / Ins. : 23°C/54% Engineer : Alan Geng
 EUT : 150Mbps Wireless Lite N USB Adapter
 Power : DC 5V From PC input AC 120V/60Hz
 Test mode : IEEE802.11g CH11 2462MHz
 M/N : WD650-BD-N

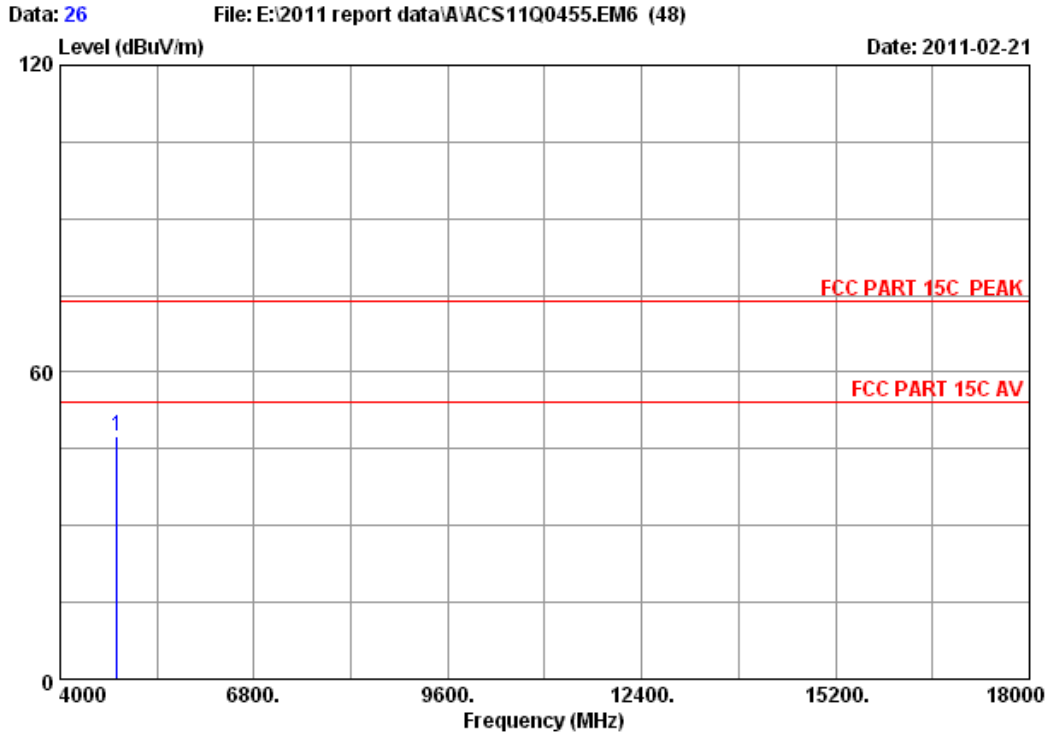
| | Ant. Freq. (MHz) | Ant. Factor (dB/m) | Cable loss (dB) | Amp. Factor (dB) | Reading (dBuV) | Emission Level (dBuV/m) | Limits (dBuV/m) | Margin (dB) | Remark |
|---|------------------|--------------------|-----------------|------------------|----------------|-------------------------|-----------------|-------------|--------|
| 1 | 4924.000 | 34.49 | 10.76 | 34.98 | 37.80 | 48.07 | 74.00 | 25.93 | Peak |

Remarks:

1. Emission Level= Antenna Factor + Cable Loss -Amp Factor + Reading.
2. The emission levels that are 20dB below the official limit are not reported.



| | | | |
|-------------|---------------------------------------|-------------|------------|
| Site no. | : 3m Chamber | Data no. : | 25 |
| Dis. / Ant. | : 3m 3115(0911) | Ant. pol. : | HORIZONTAL |
| Limit | : FCC PART 15C PEAK | | |
| Env. / Ins. | : 23°C/54% | Engineer : | Alan Geng |
| EUT | : 150Mbps Wireless Lite N USB Adapter | | |
| Power | : DC 5V From PC input AC 120V/60Hz | | |
| Test mode | : IEEE802. HT20 CH1 2412MHz | | |
| M/N | : WD650-BD-N | | |

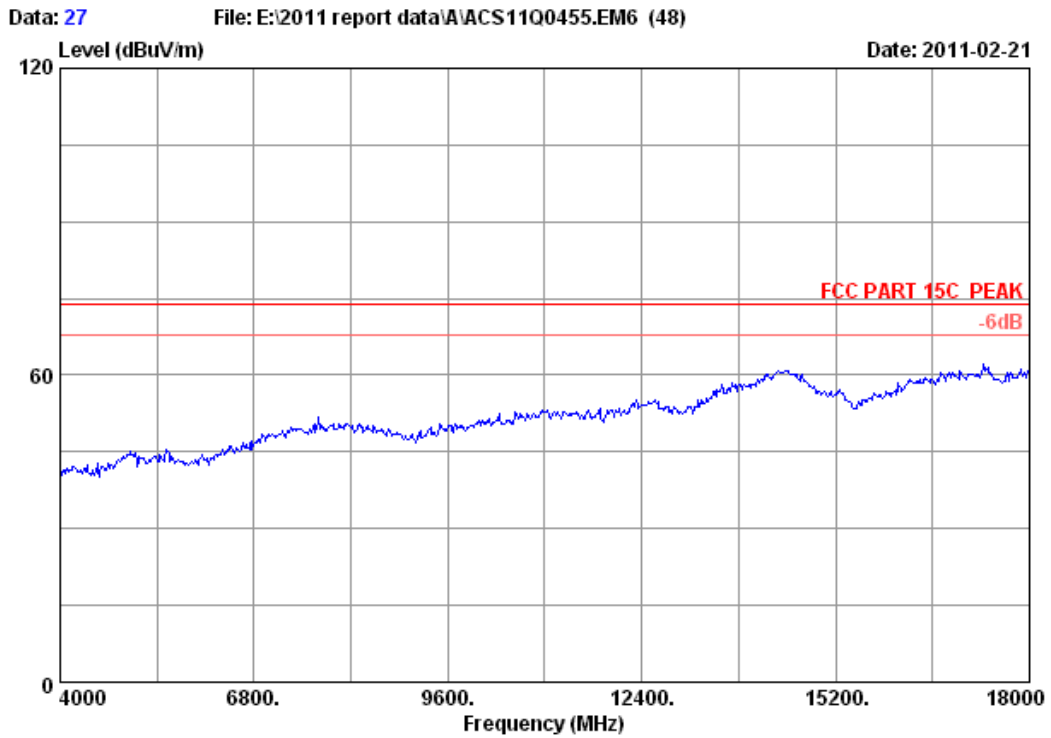


Site no. : 3m Chamber Data no. : 26
 Dis. / Ant. : 3m 3115(0911) Ant. pol. : HORIZONTAL
 Limit : FCC PART 15C PEAK
 Env. / Ins. : 23°C/54% Engineer : Alan Geng
 EUT : 150Mbps Wireless Lite N USB Adapter
 Power : DC 5V From PC input AC 120V/60Hz
 Test mode : IEEE802. HT20 CH1 2412MHz
 M/N : WD650-BD-N

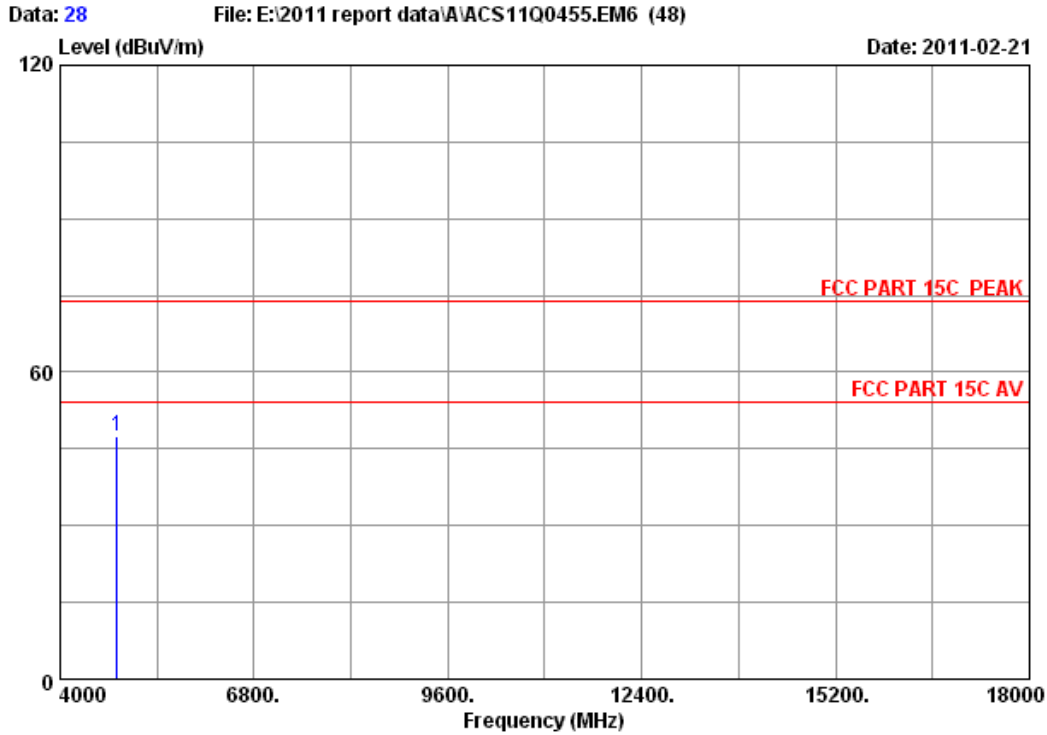
| | Ant. | Cable | Amp. | Emission | | | | | |
|------------|--------|-------|--------|----------|----------|----------|--------|--------|--|
| Freq. | Factor | loss | Factor | Reading | Level | Limits | Margin | Remark | |
| (MHz) | (dB/m) | (dB) | (dB) | (dBuV) | (dBuV/m) | (dBuV/m) | (dB) | | |
| 1 4824.000 | 34.32 | 10.64 | 35.08 | 37.56 | 47.44 | 74.00 | 26.56 | Peak | |

Remarks:

1. Emission Level= Antenna Factor + Cable Loss -Amp Factor + Reading.
2. The emission levels that are 20dB below the official limit are not reported.



Site no. : 3m Chamber Data no. : 27
Dis. / Ant. : 3m 3115(0911) Ant. pol. : VERTICAL
Limit : FCC PART 15C PEAK
Env. / Ins. : 23°C/54% Engineer : Alan Geng
EUT : 150Mbps Wireless Lite N USB Adapter
Power : DC 5V From PC input AC 120V/60Hz
Test mode : IEEE802. HT20 CH1 2412MHz
M/N : WD650-BD-N

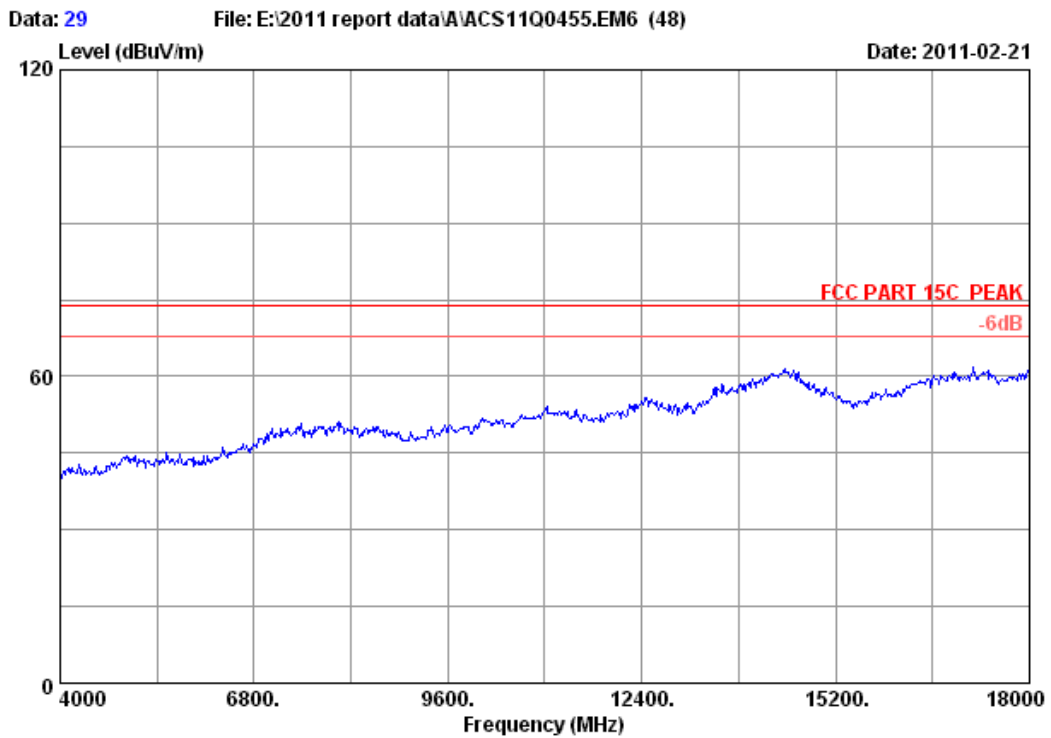


Site no. : 3m Chamber Data no. : 28
 Dis. / Ant. : 3m 3115(0911) Ant. pol. : VERTICAL
 Limit : FCC PART 15C PEAK
 Env. / Ins. : 23°C/54% Engineer : Alan Geng
 EUT : 150Mbps Wireless Lite N USB Adapter
 Power : DC 5V From PC input AC 120V/60Hz
 Test mode : IEEE802. HT20 CH1 2412MHz
 M/N : WD650-BD-N

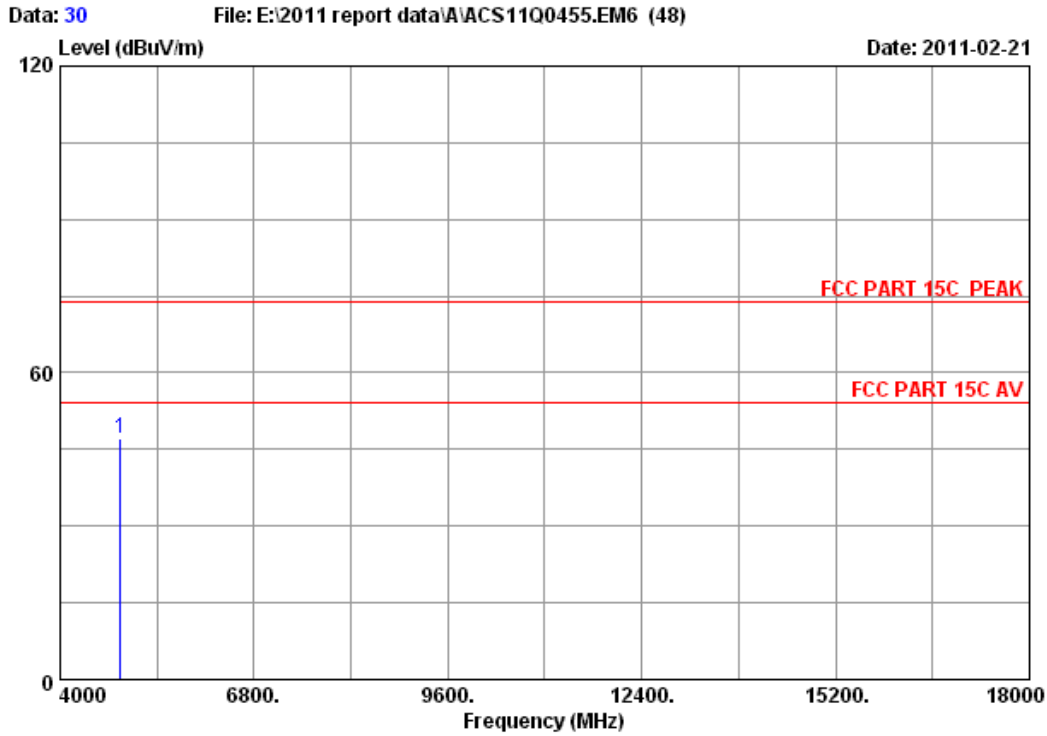
| | Ant. | Cable | Amp. | Emission | | | | | |
|------------|--------|-------|--------|----------|----------|----------|--------|--------|--|
| Freq. | Factor | loss | Factor | Reading | Level | Limits | Margin | Remark | |
| (MHz) | (dB/m) | (dB) | (dB) | (dBuV) | (dBuV/m) | (dBuV/m) | (dB) | | |
| 1 4824.000 | 34.32 | 10.64 | 35.08 | 37.64 | 47.52 | 74.00 | 26.48 | Peak | |

Remarks:

1. Emission Level= Antenna Factor + Cable Loss -Amp Factor + Reading.
2. The emission levels that are 20dB below the official limit are not reported.



| | | | |
|-------------|---------------------------------------|-------------|-----------|
| Site no. | : 3m Chamber | Data no. : | 29 |
| Dis. / Ant. | : 3m 3115(0911) | Ant. pol. : | VERTICAL |
| Limit | : FCC PART 15C PEAK | | |
| Env. / Ins. | : 23°C/54% | Engineer : | Alan Geng |
| EUT | : 150Mbps Wireless Lite N USB Adapter | | |
| Power | : DC 5V From PC input AC 120V/60Hz | | |
| Test mode | : IEEE802.11nHT20 CH6 2437MHz | | |
| M/N | : WD650-BD-N | | |



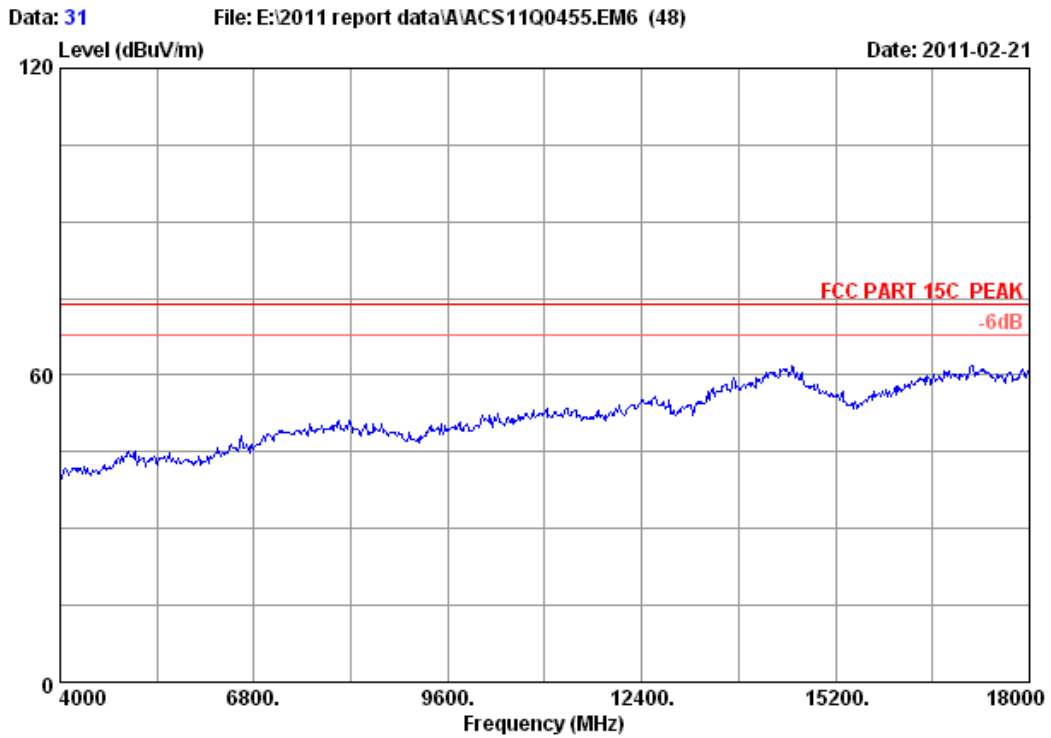
```

Site no.      : 3m Chamber           Data no. : 30
Dis. / Ant.  : 3m 3115(0911)        Ant. pol.: VERTICAL
Limit        : FCC PART 15C PEAK
Env. / Ins.  : 23*C/54%             Engineer : Alan Geng
EUT          : 150Mbps Wireless Lite N USB Adapter
Power        : DC 5V From PC input AC 120V/60Hz
Test mode    : IEEE802.11nHT20 CH6 2437MHz
M/N         : WD650-BD-N
    
```

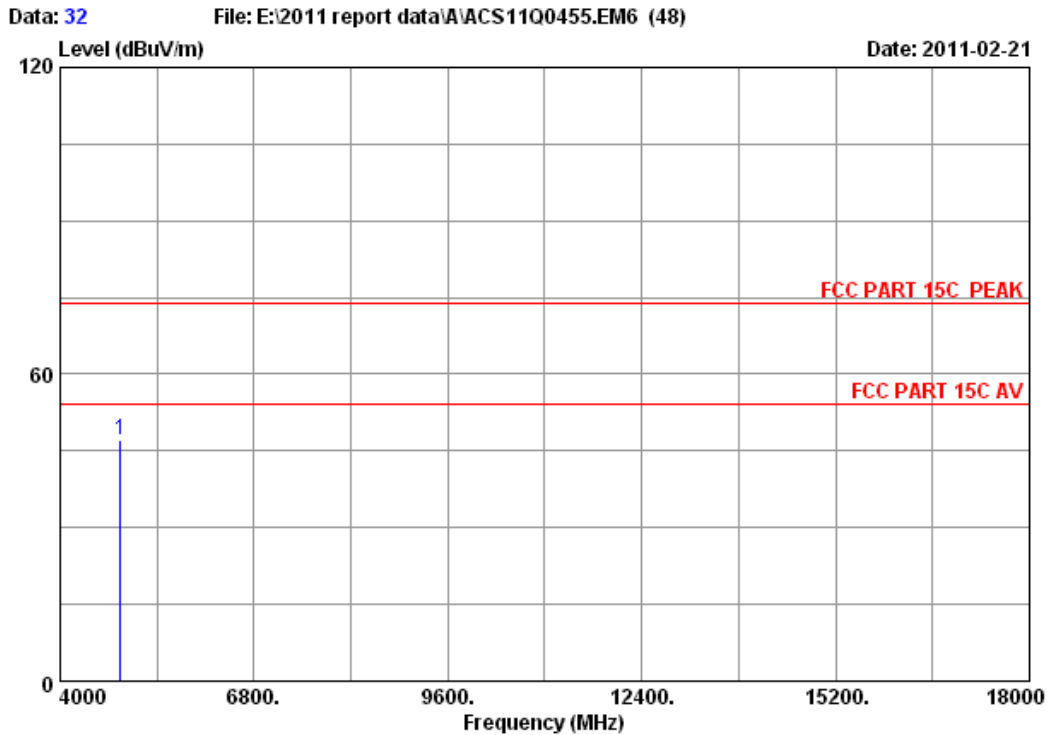
| | Ant. | Cable | Amp. | Emission | | | | | |
|-------------|---------------|-----------|-------------|----------------|----------------|-----------------|-------------|--------|--|
| Freq. (MHz) | Factor (dB/m) | loss (dB) | Factor (dB) | Reading (dBuV) | Level (dBuV/m) | Limits (dBuV/m) | Margin (dB) | Remark | |
| 1 4874.000 | 34.41 | 10.69 | 35.03 | 37.01 | 47.08 | 74.00 | 26.92 | Peak | |

Remarks:

- Emission Level= Antenna Factor + Cable Loss -Amp Factor + Reading.
- The emission levels that are 20dB below the official limit are not reported.



| | | | |
|-------------|---------------------------------------|-------------|------------|
| Site no. | : 3m Chamber | Data no. : | 31 |
| Dis. / Ant. | : 3m 3115(0911) | Ant. pol. : | HORIZONTAL |
| Limit | : FCC PART 15C PEAK | | |
| Env. / Ins. | : 23°C/54% | Engineer : | Alan Geng |
| EUT | : 150Mbps Wireless Lite N USB Adapter | | |
| Power | : DC 5V From PC input AC 120V/60Hz | | |
| Test mode | : IEEE802.11nHT20 CH6 2437MHz | | |
| M/N | : WD650-BD-N | | |

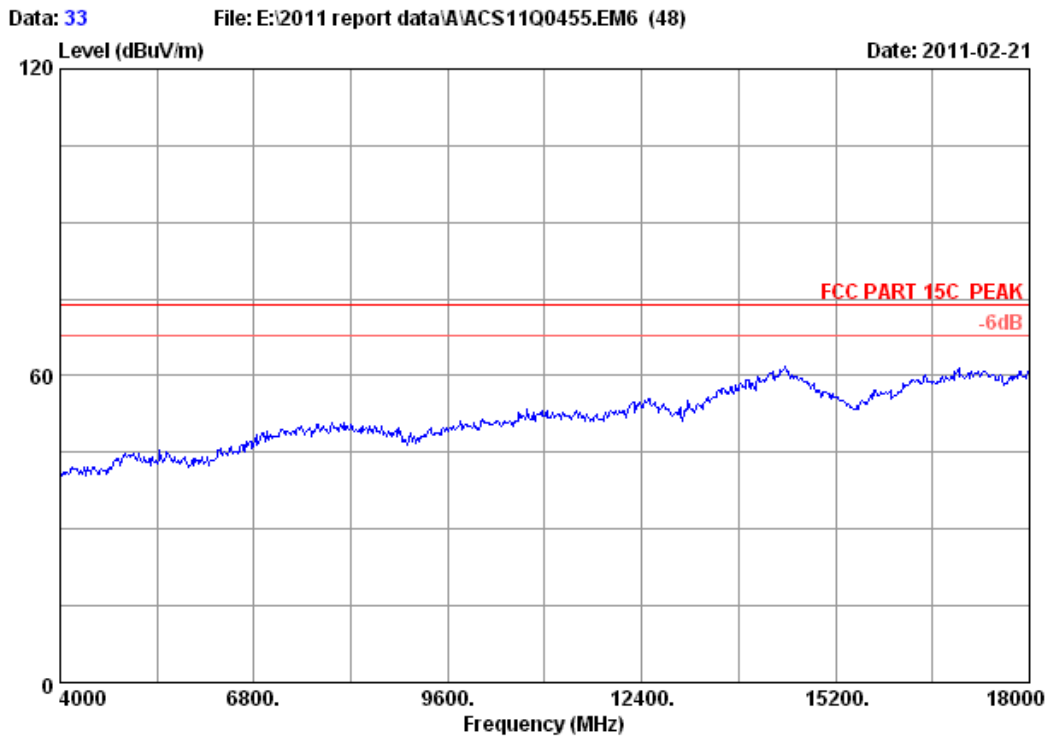


Site no. : 3m Chamber Data no. : 32
 Dis. / Ant. : 3m 3115(0911) Ant. pol. : HORIZONTAL
 Limit : FCC PART 15C PEAK
 Env. / Ins. : 23°C/54% Engineer : Alan Geng
 EUT : 150Mbps Wireless Lite N USB Adapter
 Power : DC 5V From PC input AC 120V/60Hz
 Test mode : IEEE802.11nHT20 CH6 2437MHz
 M/N : WD650-BD-N

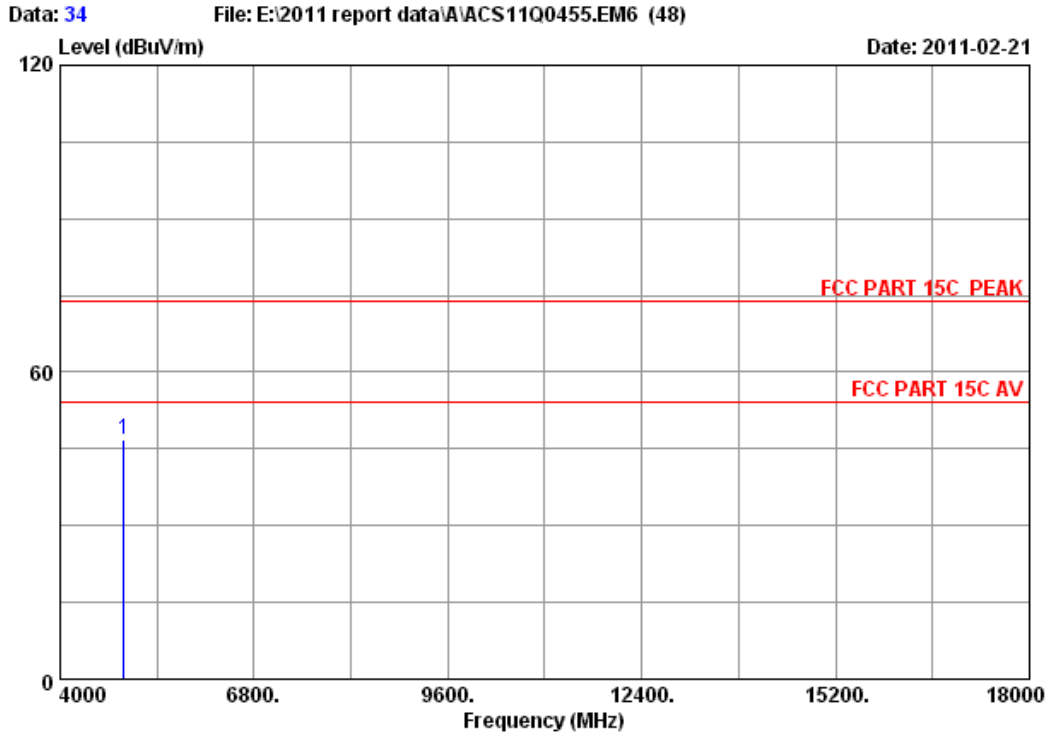
| | Ant. Freq. (MHz) | Ant. Factor (dB/m) | Cable loss (dB) | Amp. Factor (dB) | Reading (dBuV) | Emission Level (dBuV/m) | Limits (dBuV/m) | Margin (dB) | Remark |
|---|------------------|--------------------|-----------------|------------------|----------------|-------------------------|-----------------|-------------|--------|
| 1 | 4874.000 | 34.41 | 10.69 | 35.03 | 37.19 | 47.26 | 74.00 | 26.74 | Peak |

Remarks:

1. Emission Level= Antenna Factor + Cable Loss -Amp Factor + Reading.
2. The emission levels that are 20dB below the official limit are not reported.



Site no. : 3m Chamber Data no. : 33
Dis. / Ant. : 3m 3115(0911) Ant. pol. : VERTICAL
Limit : FCC PART 15C PEAK
Env. / Ins. : 23°C/54% Engineer : Alan Geng
EUT : 150Mbps Wireless Lite N USB Adapter
Power : DC 5V From PC input AC 120V/60Hz
Test mode : IEEE802.11nHT20 CH11 2462MHz
M/N : WD650-BD-N

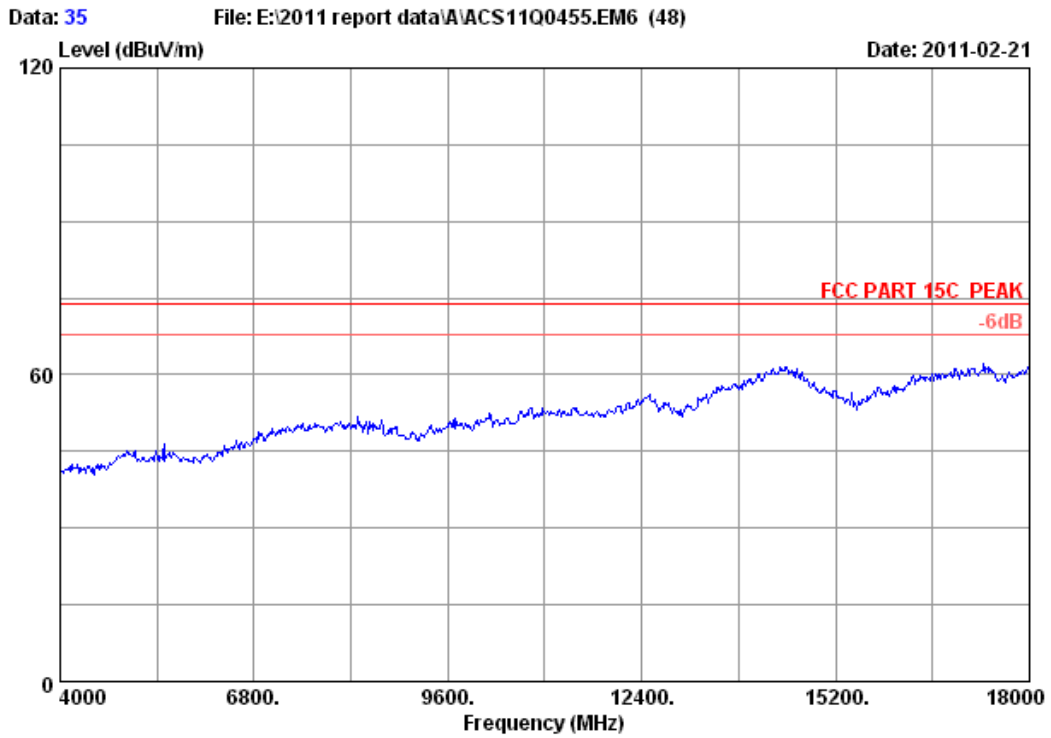


Site no. : 3m Chamber Data no. : 34
 Dis. / Ant. : 3m 3115(0911) Ant. pol. : VERTICAL
 Limit : FCC PART 15C PEAK
 Env. / Ins. : 23°C/54% Engineer : Alan Geng
 EUT : 150Mbps Wireless Lite N USB Adapter
 Power : DC 5V From PC input AC 120V/60Hz
 Test mode : IEEE802.11nHT20 CH11 2462MHz
 M/N : WD650-BD-N

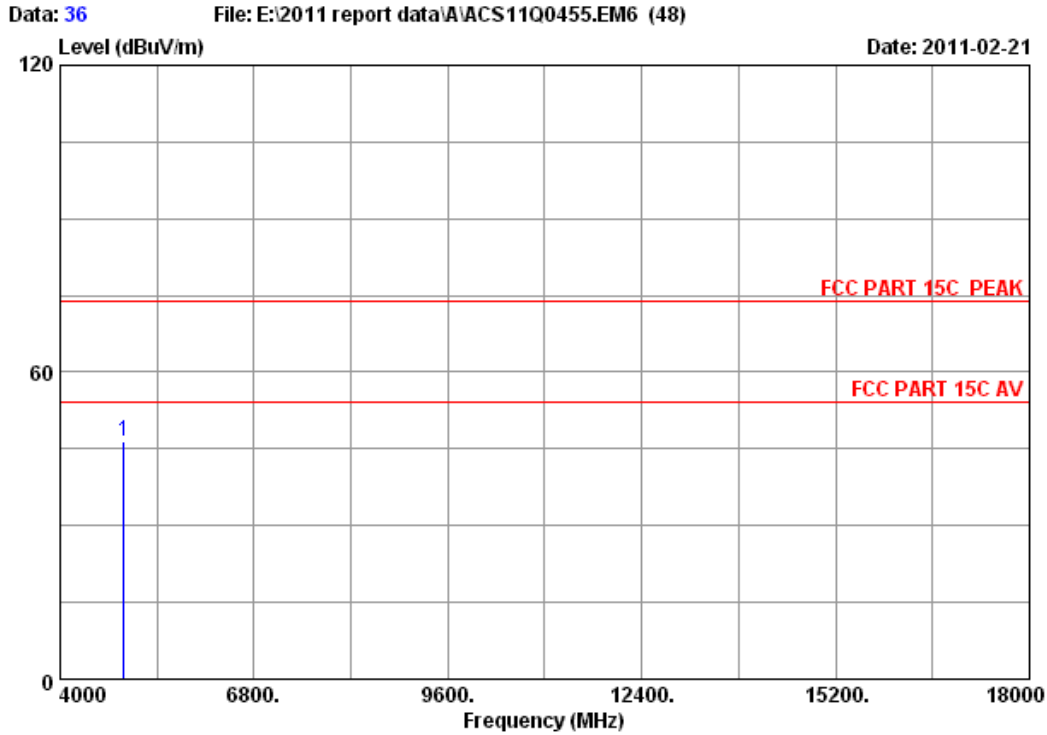
| | Ant. | Cable | Amp. | Emission | | | | | |
|------------|--------|-------|--------|----------|----------|----------|--------|--------|--|
| Freq. | Factor | loss | Factor | Reading | Level | Limits | Margin | Remark | |
| (MHz) | (dB/m) | (dB) | (dB) | (dBUV) | (dBUV/m) | (dBUV/m) | (dB) | | |
| 1 4924.000 | 34.49 | 10.76 | 34.98 | 36.42 | 46.69 | 74.00 | 27.31 | Peak | |

Remarks:

1. Emission Level= Antenna Factor + Cable Loss - Amp Factor + Reading.
2. The emission levels that are 20dB below the official limit are not reported.



| | | | |
|-------------|---------------------------------------|-------------|------------|
| Site no. | : 3m Chamber | Data no. : | 35 |
| Dis. / Ant. | : 3m 3115(0911) | Ant. pol. : | HORIZONTAL |
| Limit | : FCC PART 15C PEAK | | |
| Env. / Ins. | : 23°C/54% | Engineer : | Alan Geng |
| EUT | : 150Mbps Wireless Lite N USB Adapter | | |
| Power | : DC 5V From PC input AC 120V/60Hz | | |
| Test mode | : IEEE802.11nHT20 CH11 2462MHz | | |
| M/N | : WD650-BD-N | | |

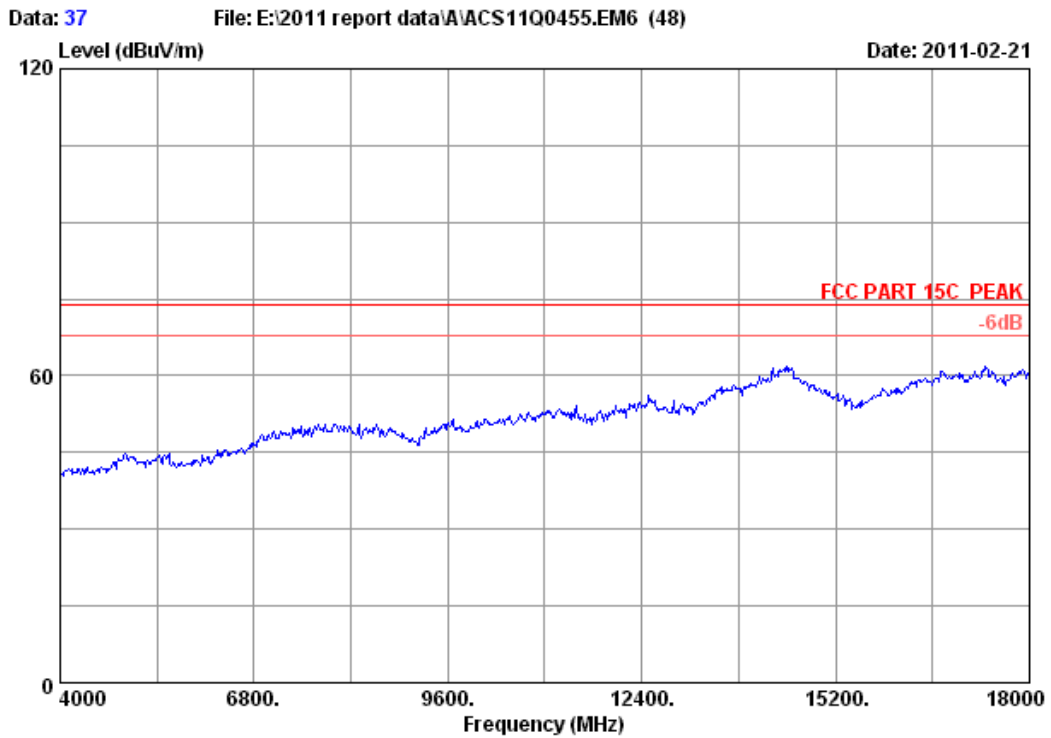


Site no. : 3m Chamber Data no. : 36
 Dis. / Ant. : 3m 3115(0911) Ant. pol. : HORIZONTAL
 Limit : FCC PART 15C PEAK
 Env. / Ins. : 23°C/54% Engineer : Alan Geng
 EUT : 150Mbps Wireless Lite N USB Adapter
 Power : DC 5V From PC input AC 120V/60Hz
 Test mode : IEEE802.11nHT20 CH11 2462MHz
 M/N : WD650-BD-N

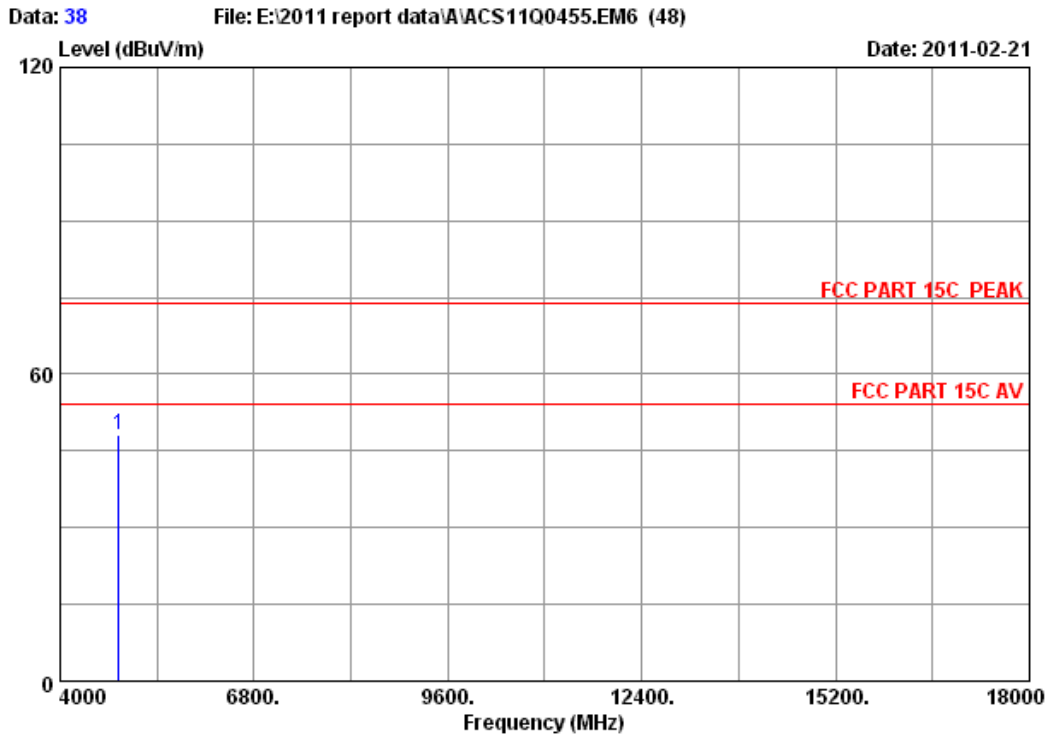
| | Ant. | Cable | Amp. | Emission | | | | | |
|------------|--------|-------|--------|----------|----------|----------|--------|--------|--|
| Freq. | Factor | loss | Factor | Reading | Level | Limits | Margin | Remark | |
| (MHz) | (dB/m) | (dB) | (dB) | (dBUV) | (dBUV/m) | (dBUV/m) | (dB) | | |
| 1 4924.000 | 34.49 | 10.76 | 34.98 | 36.18 | 46.45 | 74.00 | 27.55 | Peak | |

Remarks:

1. Emission Level= Antenna Factor + Cable Loss - Amp Factor + Reading.
2. The emission levels that are 20dB below the official limit are not reported.



Site no. : 3m Chamber Data no. : 37
Dis. / Ant. : 3m 3115(0911) Ant. pol. : HORIZONTAL
Limit : FCC PART 15C PEAK
Env. / Ins. : 23°C/54% Engineer : Alan Geng
EUT : 150Mbps Wireless Lite N USB Adapter
Power : DC 5V From PC input AC 120V/60Hz
Test mode : IEEE802.11nHT40 CH1 2422MHz
M/N : WD650-BD-N

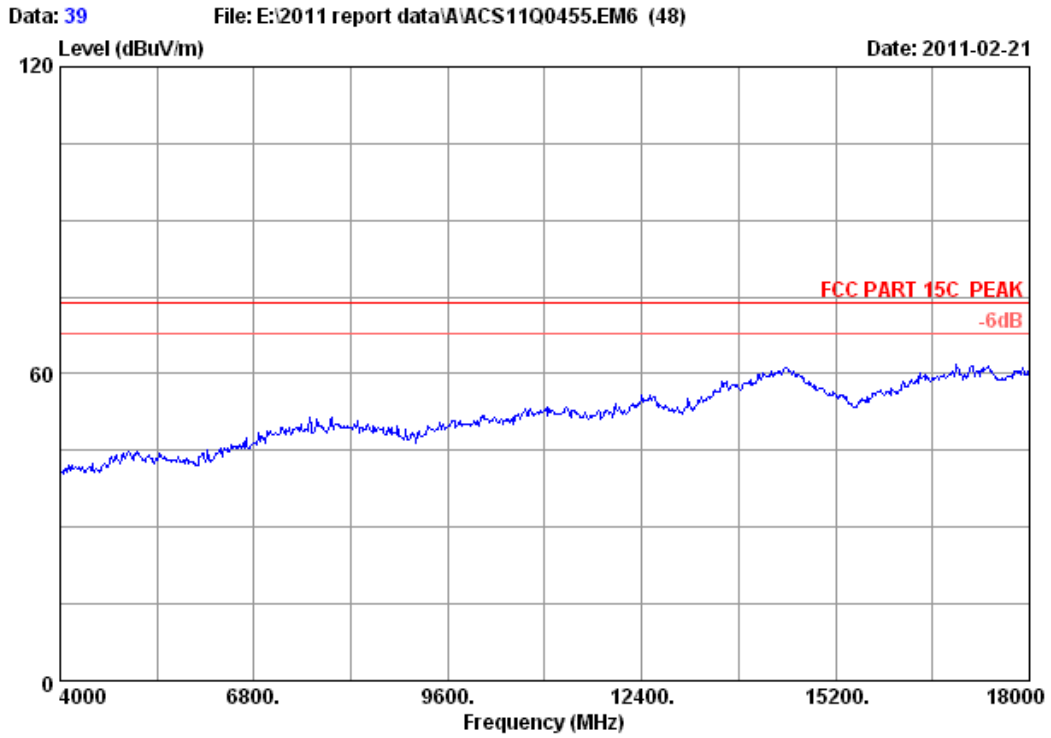


Site no. : 3m Chamber Data no. : 38
 Dis. / Ant. : 3m 3115(0911) Ant. pol. : HORIZONTAL
 Limit : FCC PART 15C PEAK
 Env. / Ins. : 23°C/54% Engineer : Alan Geng
 EUT : 150Mbps Wireless Lite N USB Adapter
 Power : DC 5V From PC input AC 120V/60Hz
 Test mode : IEEE802.11nHT40 CH1 2422MHz
 M/N : WD650-BD-N

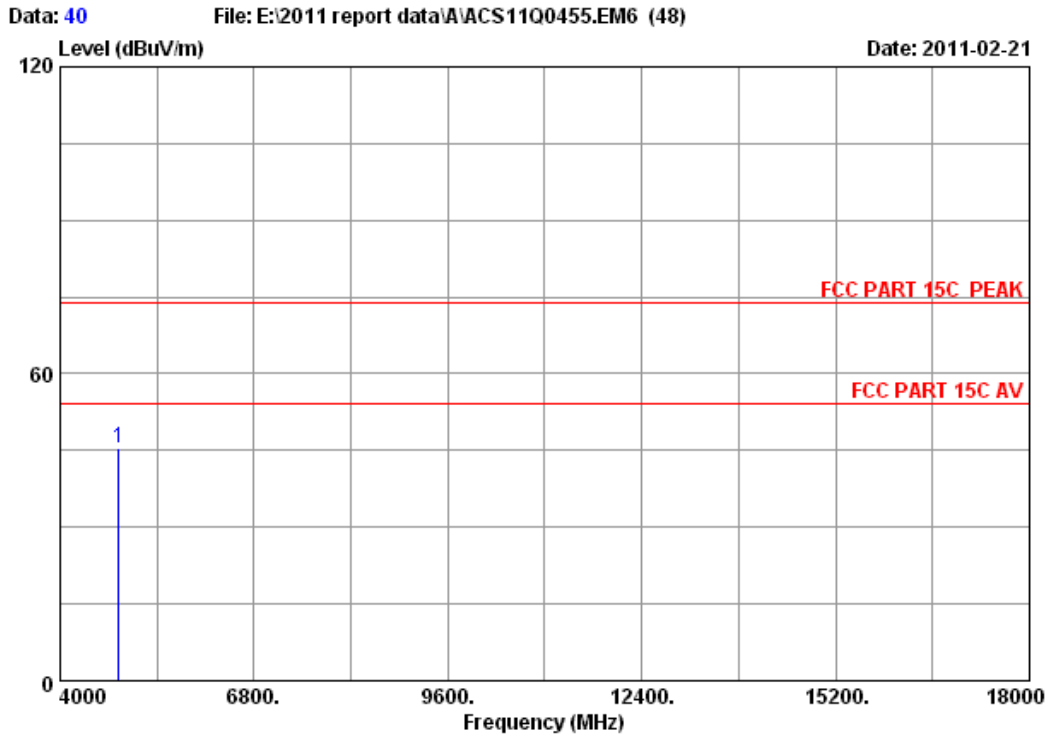
| | Ant. Freq. (MHz) | Ant. Factor (dB/m) | Cable loss (dB) | Amp. Factor (dB) | Reading (dBuV) | Emission Level (dBuV/m) | Limits (dBuV/m) | Margin (dB) | Remark |
|---|------------------|--------------------|-----------------|------------------|----------------|-------------------------|-----------------|-------------|--------|
| 1 | 4844.000 | 34.35 | 10.67 | 35.05 | 38.10 | 48.07 | 74.00 | 25.93 | Peak |

Remarks:

1. Emission Level= Antenna Factor + Cable Loss -Amp Factor + Reading.
2. The emission levels that are 20dB below the official limit are not reported.



| | | | |
|-------------|---------------------------------------|-------------|-----------|
| Site no. | : 3m Chamber | Data no. : | 39 |
| Dis. / Ant. | : 3m 3115(0911) | Ant. pol. : | VERTICAL |
| Limit | : FCC PART 15C PEAK | | |
| Env. / Ins. | : 23°C/54% | Engineer : | Alan Geng |
| EUT | : 150Mbps Wireless Lite N USB Adapter | | |
| Power | : DC 5V From PC input AC 120V/60Hz | | |
| Test mode | : IEEE802.11nHT40 CH1 2422MHz | | |
| M/N | : WD650-BD-N | | |

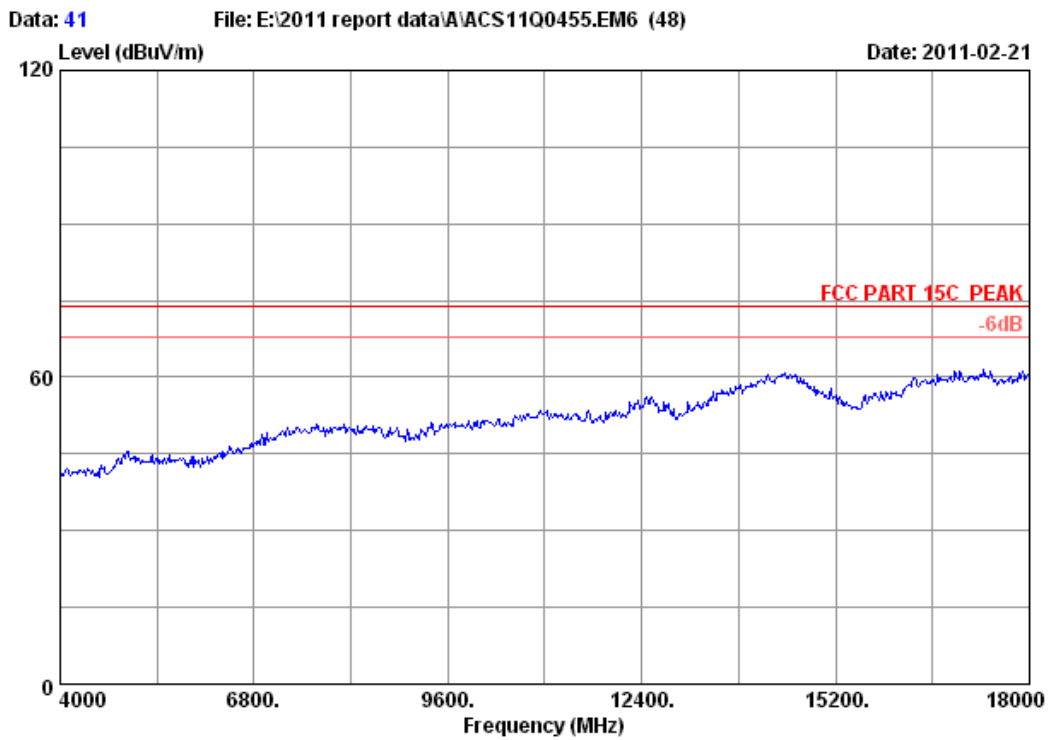


Site no. : 3m Chamber Data no. : 40
 Dis. / Ant. : 3m 3115(0911) Ant. pol. : VERTICAL
 Limit : FCC PART 15C PEAK
 Env. / Ins. : 23°C/54% Engineer : Alan Geng
 EUT : 150Mbps Wireless Lite N USB Adapter
 Power : DC 5V From PC input AC 120V/60Hz
 Test mode : IEEE802.11nHT40 CH1 2422MHz
 M/N : WD650-BD-N

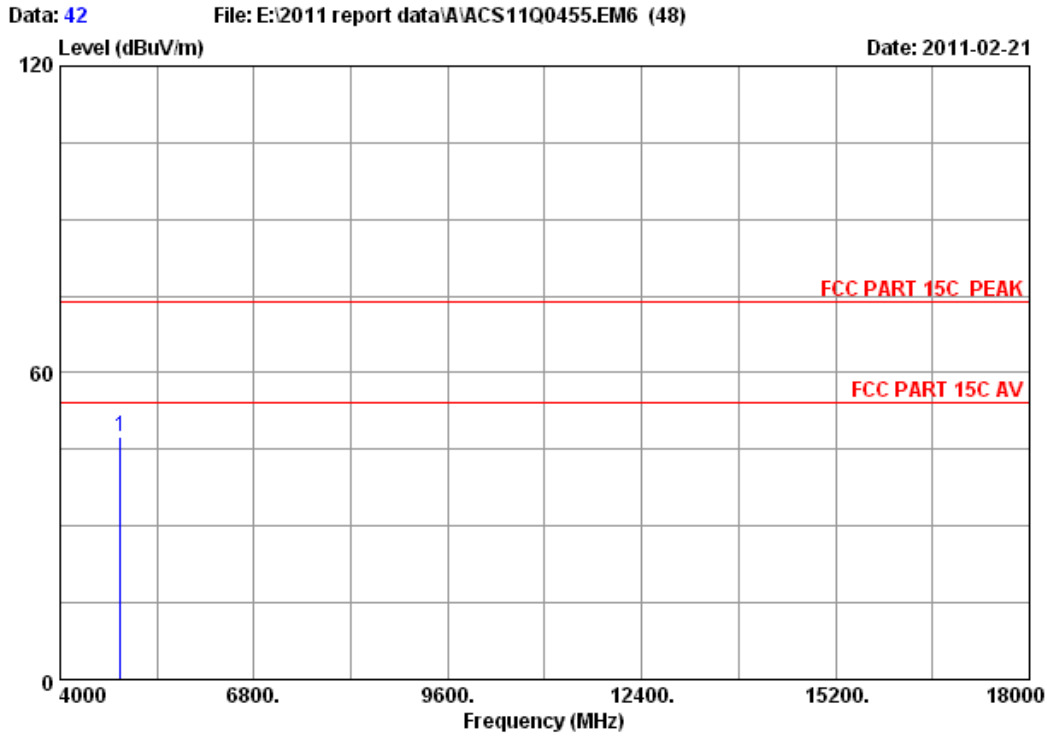
| | Ant. | Cable | Amp. | Emission | | | | | |
|-------------|---------------|-----------|-------------|----------------|----------------|-----------------|-------------|--------|--|
| Freq. (MHz) | Factor (dB/m) | loss (dB) | Factor (dB) | Reading (dBuV) | Level (dBuV/m) | Limits (dBuV/m) | Margin (dB) | Remark | |
| 1 4844.000 | 34.35 | 10.67 | 35.05 | 35.47 | 45.44 | 74.00 | 28.56 | Peak | |

Remarks:

1. Emission Level= Antenna Factor + Cable Loss -Amp Factor + Reading.
2. The emission levels that are 20dB below the official limit are not reported.



Site no. : 3m Chamber Data no. : 41
Dis. / Ant. : 3m 3115(0911) Ant. pol. : VERTICAL
Limit : FCC PART 15C PEAK
Env. / Ins. : 23°C/54% Engineer : Alan Geng
EUT : 150Mbps Wireless Lite N USB Adapter
Power : DC 5V From PC input AC 120V/60Hz
Test mode : IEEE802.11nHT40 CH4 2437MHz
M/N : WD650-BD-N

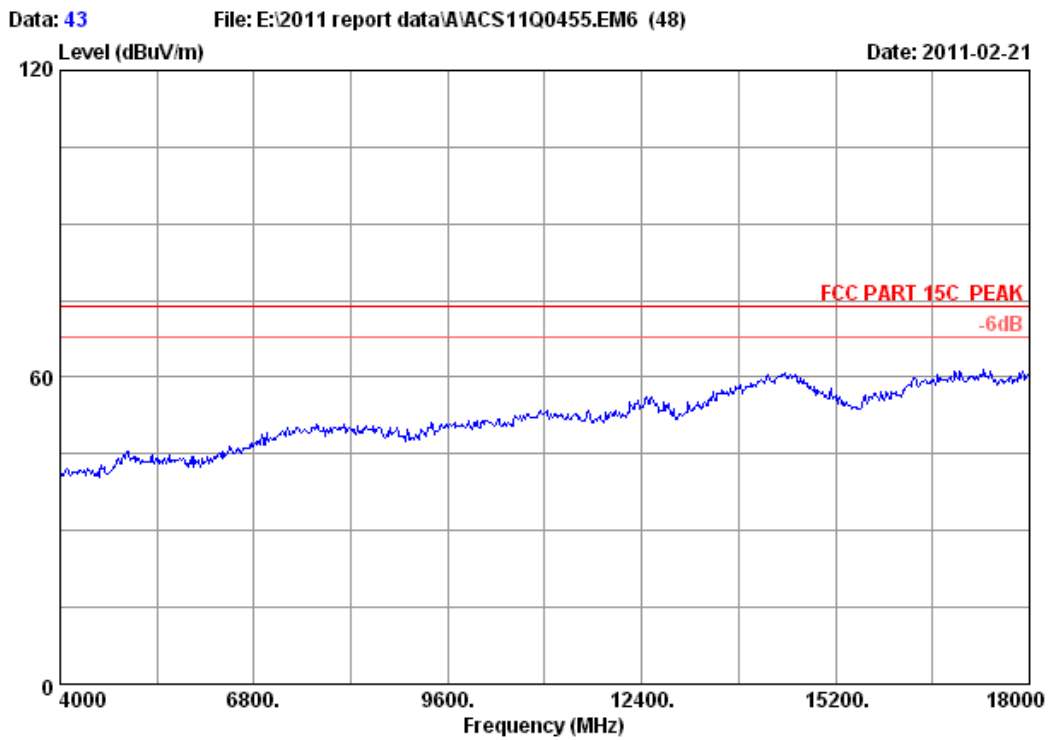


```

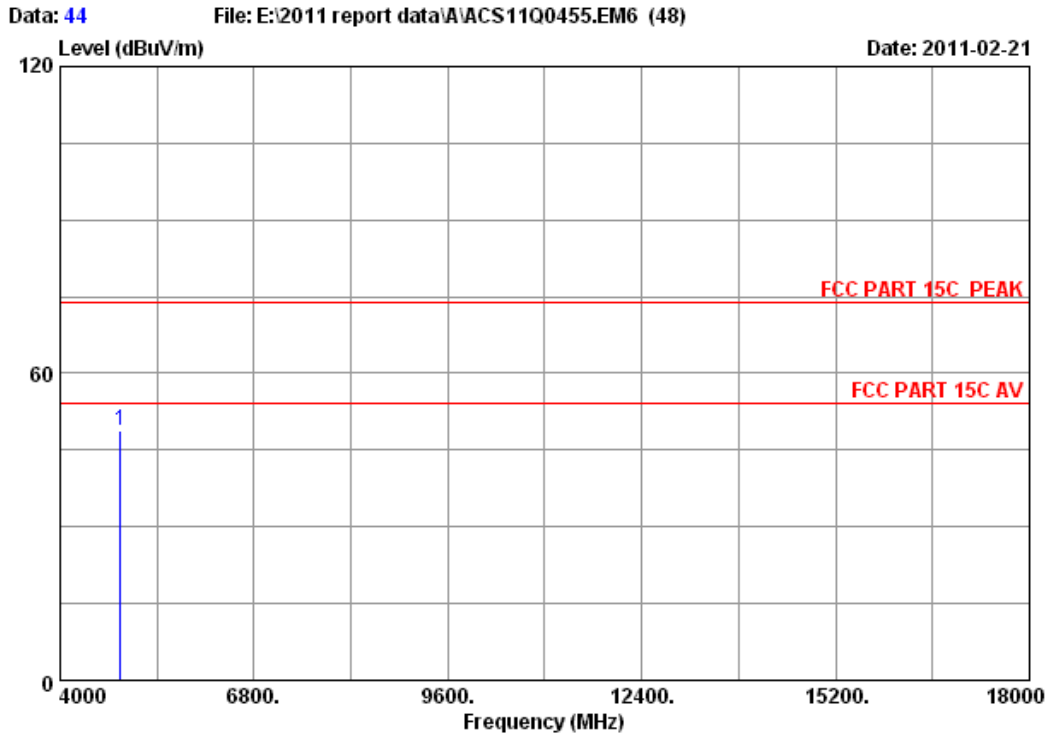
Site no.      : 3m Chamber           Data no. : 42
Dis. / Ant.  : 3m 3115(0911)        Ant. pol.: VERTICAL
Limit        : FCC PART 15C PEAK
Env. / Ins.  : 23*C/54%             Engineer : Alan Geng
EUT         : 150Mbps Wireless Lite N USB Adapter
Power       : DC 5V From PC input AC 120V/60Hz
Test mode   : IEEE802.11nHT40 CH4 2437MHz
M/N        : WD650-BD-N
    
```

| | Ant. | Cable | Amp. | Emission | | | | |
|-------------|---------------|-----------|-------------|----------------|----------------|-----------------|-------------|--------|
| Freq. (MHz) | Factor (dB/m) | loss (dB) | Factor (dB) | Reading (dBuV) | Level (dBuV/m) | Limits (dBuV/m) | Margin (dB) | Remark |
| 1 4874.000 | 34.41 | 10.69 | 35.03 | 37.50 | 47.57 | 74.00 | 26.43 | Peak |

- Remarks:
- Emission Level= Antenna Factor + Cable Loss -Amp Factor + Reading.
 - The emission levels that are 20dB below the official limit are not reported.



| | | | |
|-------------|---------------------------------------|-------------|------------|
| Site no. | : 3m Chamber | Data no. : | 43 |
| Dis. / Ant. | : 3m 3115(0911) | Ant. pol. : | HORIZONTAL |
| Limit | : FCC PART 15C PEAK | | |
| Env. / Ins. | : 23°C/54% | Engineer : | Alan Geng |
| EUT | : 150Mbps Wireless Lite N USB Adapter | | |
| Power | : DC 5V From PC input AC 120V/60Hz | | |
| Test mode | : IEEE802.11nHT40 CH4 2437MHz | | |
| M/N | : WD650-BD-N | | |

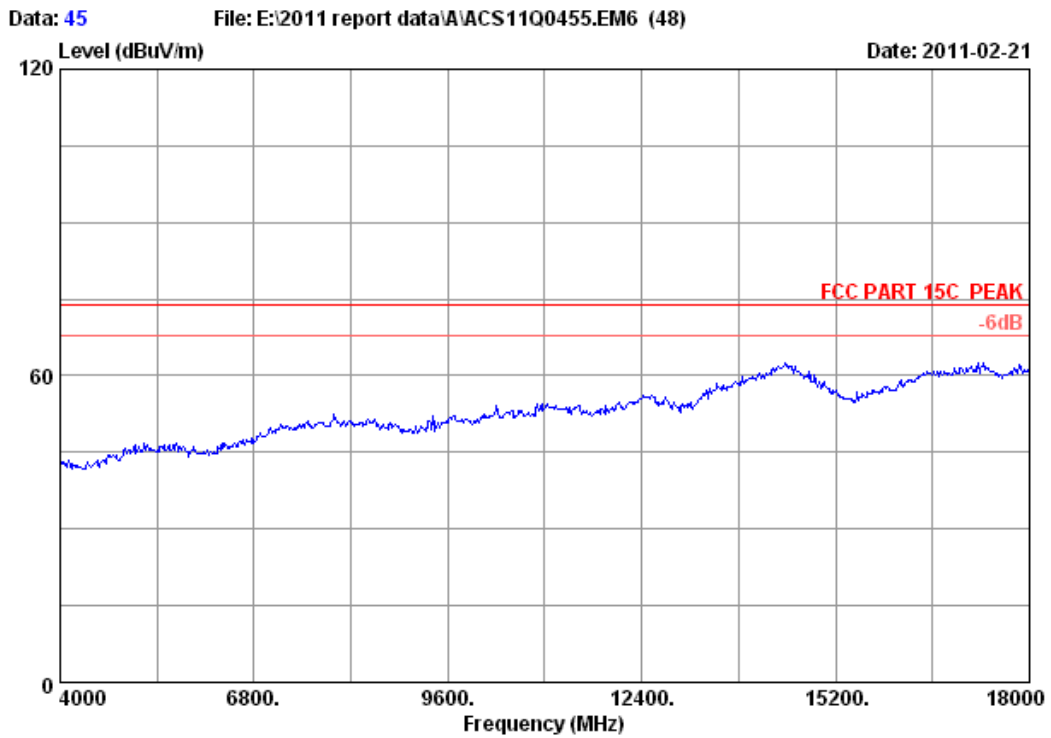


Site no. : 3m Chamber Data no. : 44
 Dis. / Ant. : 3m 3115(0911) Ant. pol. : HORIZONTAL
 Limit : FCC PART 15C PEAK
 Env. / Ins. : 23°C/54% Engineer : Alan Geng
 EUT : 150Mbps Wireless Lite N USB Adapter
 Power : DC 5V From PC input AC 120V/60Hz
 Test mode : IEEE802.11nHT40 CH4 2437MHz
 M/N : WD650-BD-N

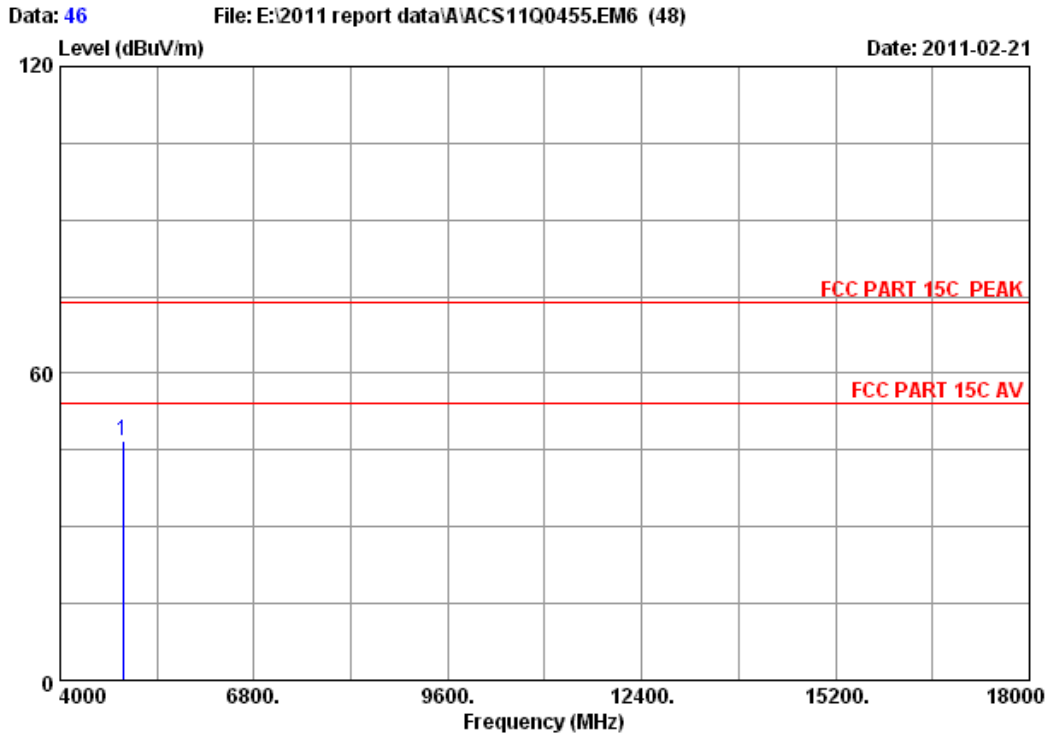
| | Ant. | Cable | Amp. | Emission | | | | | |
|------------|--------|-------|--------|----------|----------|----------|--------|--------|--|
| Freq. | Factor | loss | Factor | Reading | Level | Limits | Margin | Remark | |
| (MHz) | (dB/m) | (dB) | (dB) | (dBuV) | (dBuV/m) | (dBuV/m) | (dB) | | |
| 1 4874.000 | 34.41 | 10.69 | 35.03 | 38.67 | 48.74 | 74.00 | 25.26 | Peak | |

Remarks:

1. Emission Level= Antenna Factor + Cable Loss -Amp Factor + Reading.
2. The emission levels that are 20dB below the official limit are not reported.



| | | | |
|-------------|---------------------------------------|-------------|------------|
| Site no. | : 3m Chamber | Data no. : | 45 |
| Dis. / Ant. | : 3m 3115(0911) | Ant. pol. : | HORIZONTAL |
| Limit | : FCC PART 15C PEAK | | |
| Env. / Ins. | : 23*C/54% | Engineer : | Alan Geng |
| EUT | : 150Mbps Wireless Lite N USB Adapter | | |
| Power | : DC 5V From PC input AC 120V/60Hz | | |
| Test mode | : IEEE802.11nHT40 CH7 2452MHz | | |
| M/N | : WD650-BD-N | | |

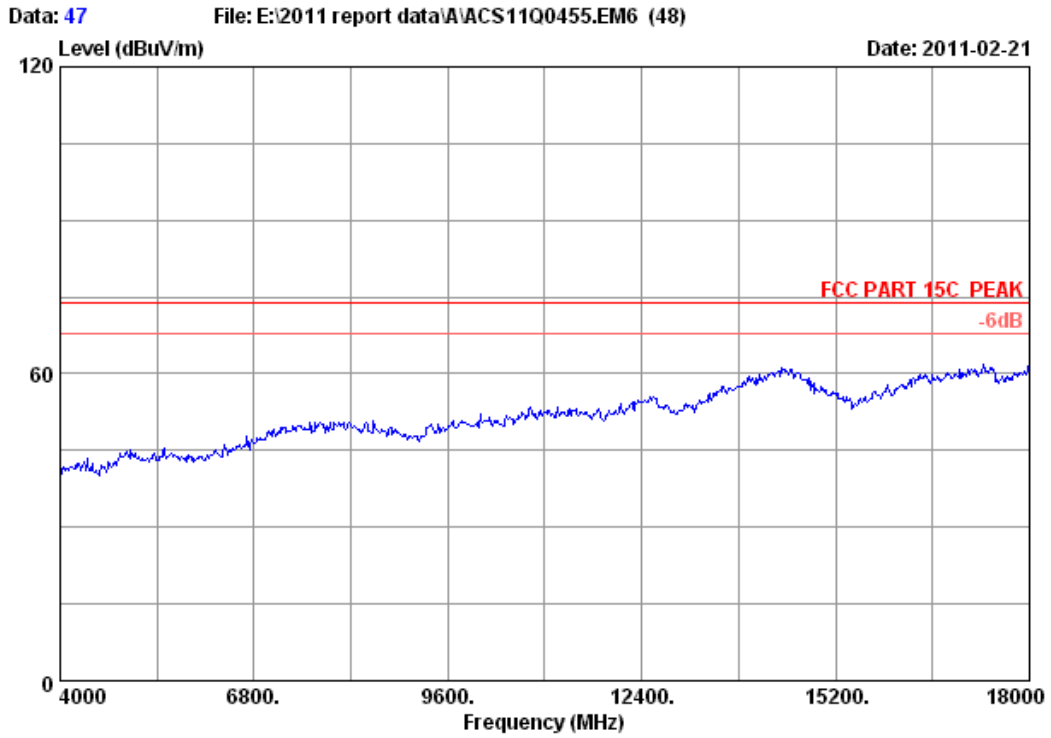


Site no. : 3m Chamber Data no. : 46
 Dis. / Ant. : 3m 3115(0911) Ant. pol. : HORIZONTAL
 Limit : FCC PART 15C PEAK
 Env. / Ins. : 23°C/54% Engineer : Alan Geng
 EUT : 150Mbps Wireless Lite N USB Adapter
 Power : DC 5V From PC input AC 120V/60Hz
 Test mode : IEEE802.11nHT40 CH7 2452MHz
 M/N : WD650-BD-N

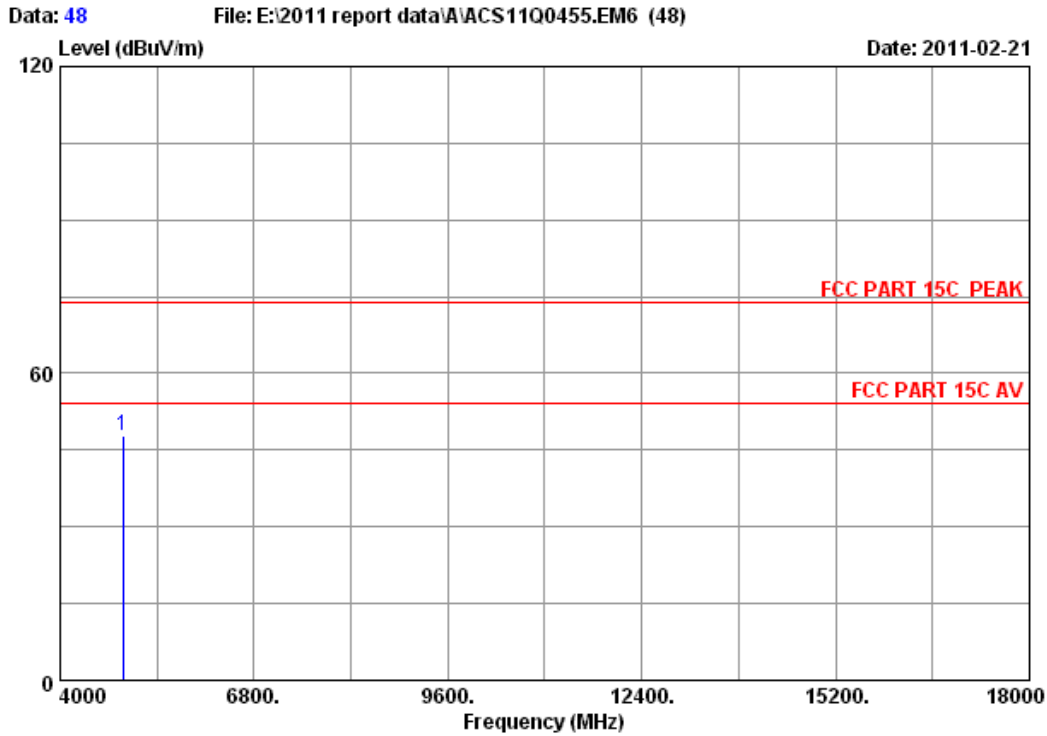
| | Ant. | Cable | Amp. | Emission | | | | | |
|------------|--------|-------|--------|----------|----------|----------|--------|--------|--|
| Freq. | Factor | loss | Factor | Reading | Level | Limits | Margin | Remark | |
| (MHz) | (dB/m) | (dB) | (dB) | (dBuV) | (dBuV/m) | (dBuV/m) | (dB) | | |
| 1 4904.000 | 34.46 | 10.74 | 35.00 | 36.63 | 46.83 | 74.00 | 27.17 | Peak | |

Remarks:

1. Emission Level= Antenna Factor + Cable Loss -Amp Factor + Reading.
2. The emission levels that are 20dB below the official limit are not reported.



Site no. : 3m Chamber Data no. : 47
Dis. / Ant. : 3m 3115(0911) Ant. pol. : VERTICAL
Limit : FCC PART 15C PEAK
Env. / Ins. : 23°C/54% Engineer : Alan Geng
EUT : 150Mbps Wireless Lite N USB Adapter
Power : DC 5V From PC input AC 120V/60Hz
Test mode : IEEE802.11nHT40 CH7 2452MHz
M/N : WD650-BD-N



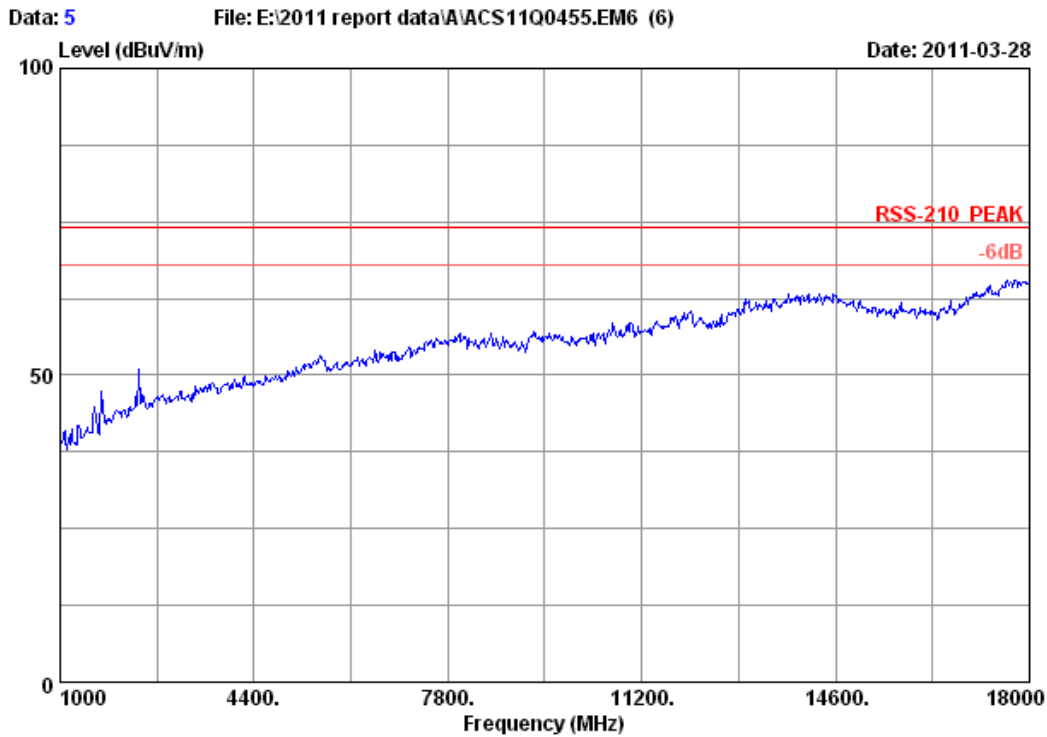
Site no. : 3m Chamber Data no. : 48
 Dis. / Ant. : 3m 3115(0911) Ant. pol. : VERTICAL
 Limit : FCC PART 15C PEAK
 Env. / Ins. : 23°C/54% Engineer : Alan Geng
 EUT : 150Mbps Wireless Lite N USB Adapter
 Power : DC 5V From PC input AC 120V/60Hz
 Test mode : IEEE802.11nHT40 CH7 2452MHz
 M/N : WD650-BD-N

| | Ant. | Cable | Amp. | Emission | | | | | |
|------------|--------|-------|--------|----------|----------|----------|--------|--------|--|
| Freq. | Factor | loss | Factor | Reading | Level | Limits | Margin | Remark | |
| (MHz) | (dB/m) | (dB) | (dB) | (dBuV) | (dBuV/m) | (dBuV/m) | (dB) | | |
| 1 4904.000 | 34.46 | 10.74 | 35.00 | 37.63 | 47.83 | 74.00 | 26.17 | Peak | |

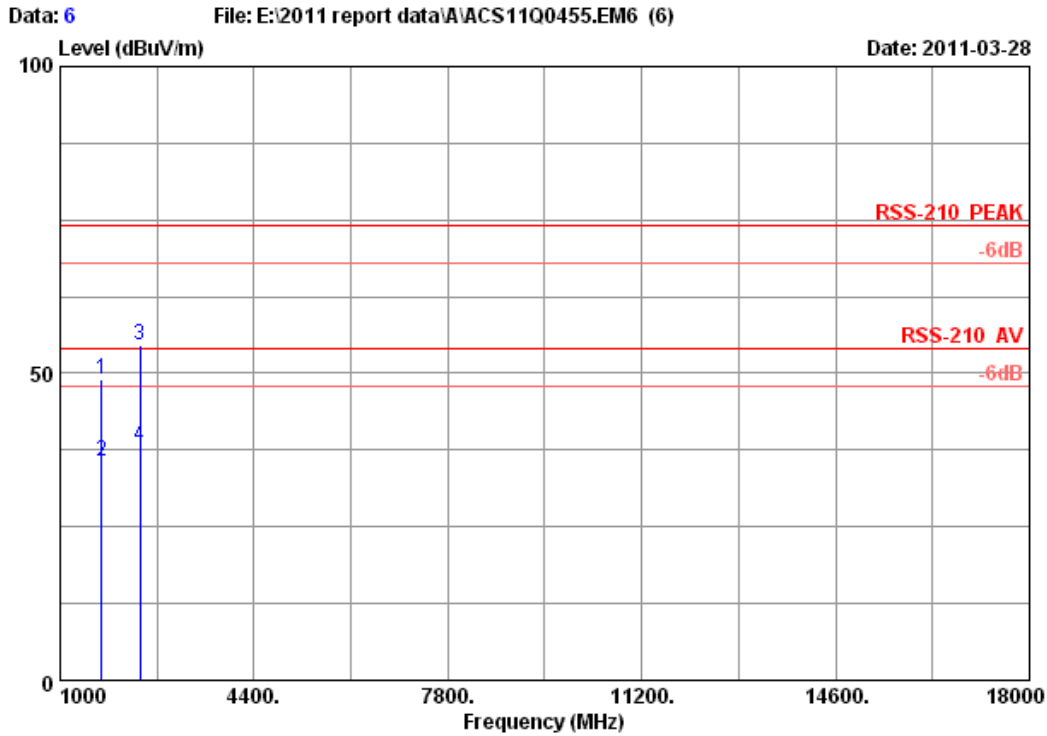
Remarks:

1. Emission Level= Antenna Factor + Cable Loss -Amp Factor + Reading.
2. The emission levels that are 20dB below the official limit are not reported.

RX



Site no. : 3m Chamber Data no. : 5
Dis. / Ant. : 3m 3115(0911) Ant. pol. : HORIZONTAL
Limit : RSS-210 PEAK
Env. / Ins. : 23*C/54% Engineer : Paul Tian
EUT : 150Mbps Wireless lite N USB Adapter
Power : DC 5V From PC input AC 120V/60Hz
Test mode : Rx Mode
M/N : WD650-BD-N

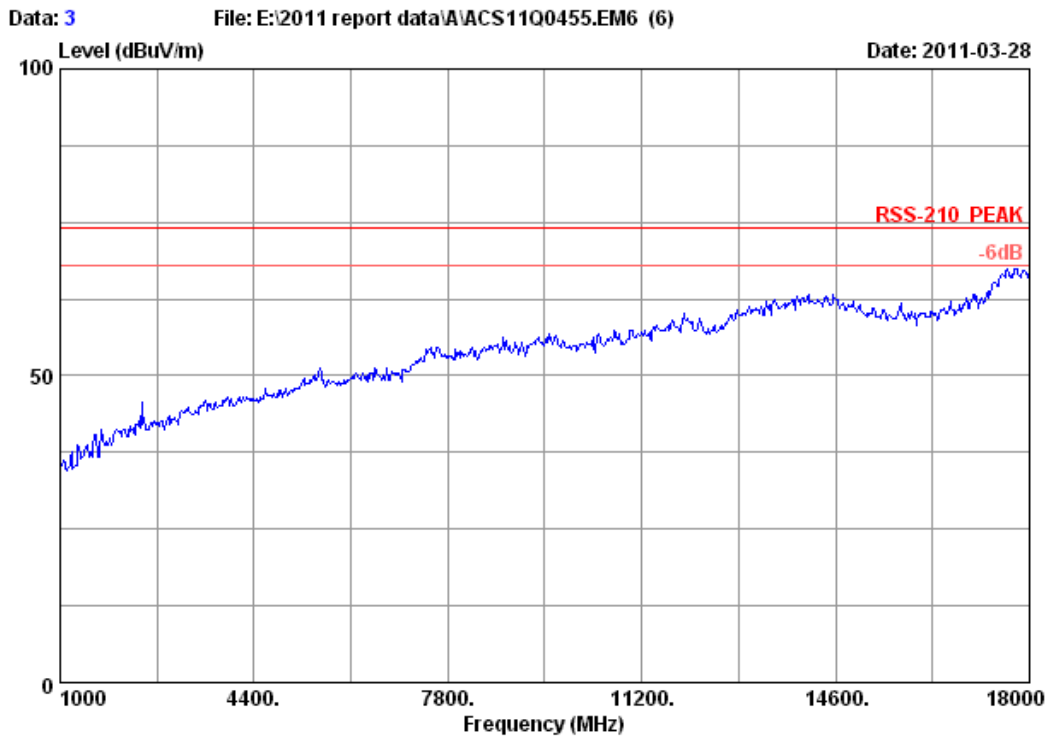


Site no. : 3m Chamber Data no. : 6
 Dis. / Ant. : 3m 3115(0911) Ant. pol. : HORIZONTAL
 Limit : RSS-210 PEAK
 Env. / Ins. : 23°C/54% Engineer : Paul Tian
 EUT : 150Mbps Wireless lite N USB Adapter
 Power : DC 5V From PC input AC 120V/60Hz
 Test mode : Rx Mode
 M/N : WD650-BD-N

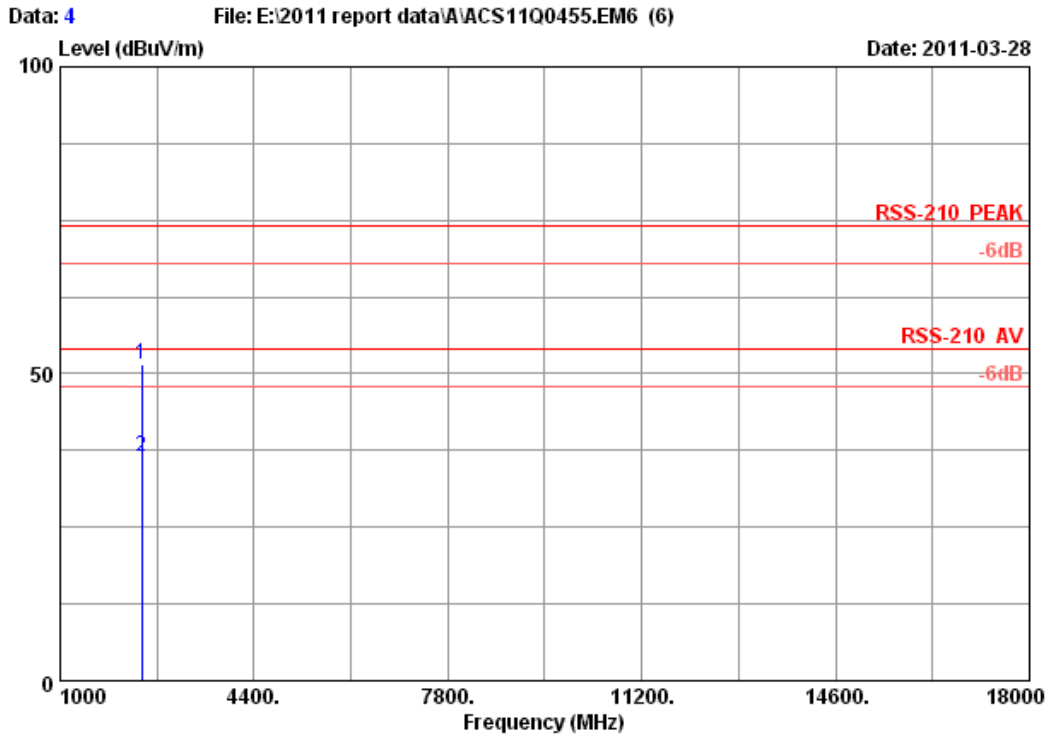
| | Ant. | Cable | Amp. | Emission | | | | | |
|-------|----------|-------|--------|----------|----------|----------|--------|--------|---------|
| Freq. | Factor | loss | Factor | Reading | Level | Limits | Margin | Remark | |
| (MHz) | (dB/m) | (dB) | (dB) | (dBuV) | (dBuV/m) | (dBuV/m) | (dB) | | |
| 1 | 1731.000 | 27.71 | 6.14 | 36.86 | 51.96 | 48.95 | 74.00 | 25.05 | Peak |
| 2 | 1731.000 | 27.71 | 6.14 | 36.86 | 38.59 | 35.58 | 54.00 | 18.42 | Average |
| 3 | 2400.000 | 29.44 | 7.43 | 36.62 | 54.28 | 54.53 | 74.00 | 19.47 | Peak |
| 4 | 2400.000 | 29.44 | 7.43 | 36.62 | 37.84 | 38.09 | 54.00 | 15.91 | Average |

Remarks:

1. Emission Level= Antenna Factor + Cable Loss -Amp Factor + Reading.
2. The emission levels that are 20dB below the official limit are not reported.



Site no. : 3m Chamber Data no. : 3
Dis. / Ant. : 3m 3115(0911) Ant. pol. : VERTICAL
Limit : RSS-210 PEAK
Env. / Ins. : 23*C/54% Engineer : Paul Tian
EUT : 150Mbps Wireless lite N USB Adapter
Power : DC 5V From PC input AC 120V/60Hz
Test mode : Rx Mode
M/N : WD650-BD-N



```

Site no.      : 3m Chamber           Data no. : 4
Dis. / Ant.  : 3m 3115(0911)       Ant. pol.: VERTICAL
Limit        : RSS-210 PEAK
Env. / Ins.  : 23*C/54%           Engineer : Paul Tian
EUT          : 150Mbps Wireless lite N USB Adapter
Power        : DC 5V From PC input AC 120V/60Hz
Test mode    : Rx Mode
M/N          : WD650-BD-N
    
```

| | Ant. | Cable | Amp. | Emission | | | | | |
|------------|--------|-------|--------|----------|----------|----------|--------|---------|--|
| Freq. | Factor | loss | Factor | Reading | Level | Limits | Margin | Remark | |
| (MHz) | (dB/m) | (dB) | (dB) | (dBuV) | (dBuV/m) | (dBuV/m) | (dB) | | |
| 1 2428.000 | 29.46 | 7.46 | 36.61 | 51.35 | 51.66 | 74.00 | 22.34 | Peak | |
| 2 2428.000 | 29.46 | 7.46 | 36.61 | 36.24 | 36.55 | 54.00 | 17.45 | Average | |

Remarks:

- Emission Level= Antenna Factor + Cable Loss -Amp Factor + Reading.
- The emission levels that are 20dB below the official limit are not reported.

5. CONDUCTED SPURIOUS EMISSIONS

5.1. Test Equipment

| Item | Equipment | Manufacturer | Model No. | Serial No. | Last Cal. | Cal. Interval |
|------|-------------------|--------------|-------------|------------|-----------|---------------|
| 1. | Spectrum Analyzer | Agilent | E4446A | US44300459 | May.08,10 | 1 Year |
| 2. | Attenuator | Agilent | 8491B | MY39262165 | May.08,10 | 1 Year |
| 3. | RF Cable | Hubersuhner | SUCOFLEX102 | 28618/2 | May.08,10 | 1Year |

5.2. Limit

In any 100kHz bandwidth outside the frequency bands in which the spread spectrum intentional radiator is operating, the radio frequency power that is produced by the intentional radiator shall be at least 20dB below that in the 100kHz bandwidth within the band that contains the highest level of the desired power.

5.3. Test Procedure

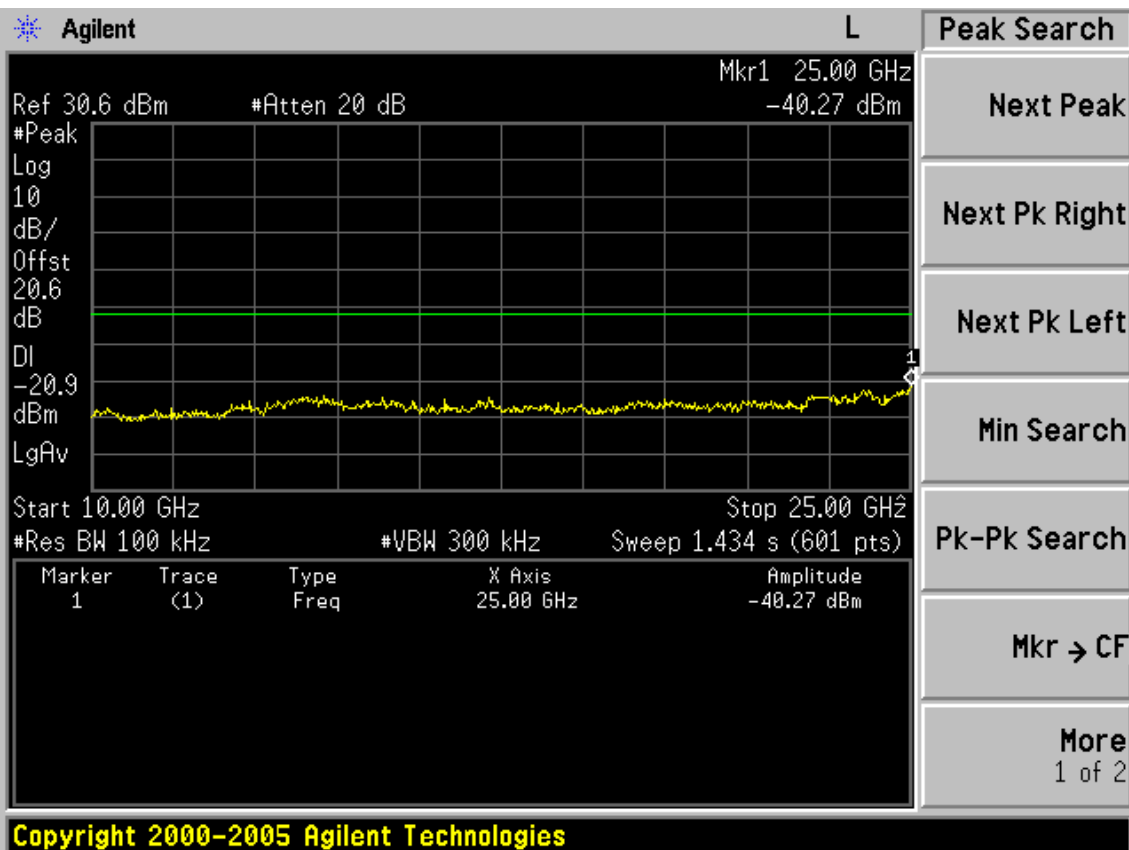
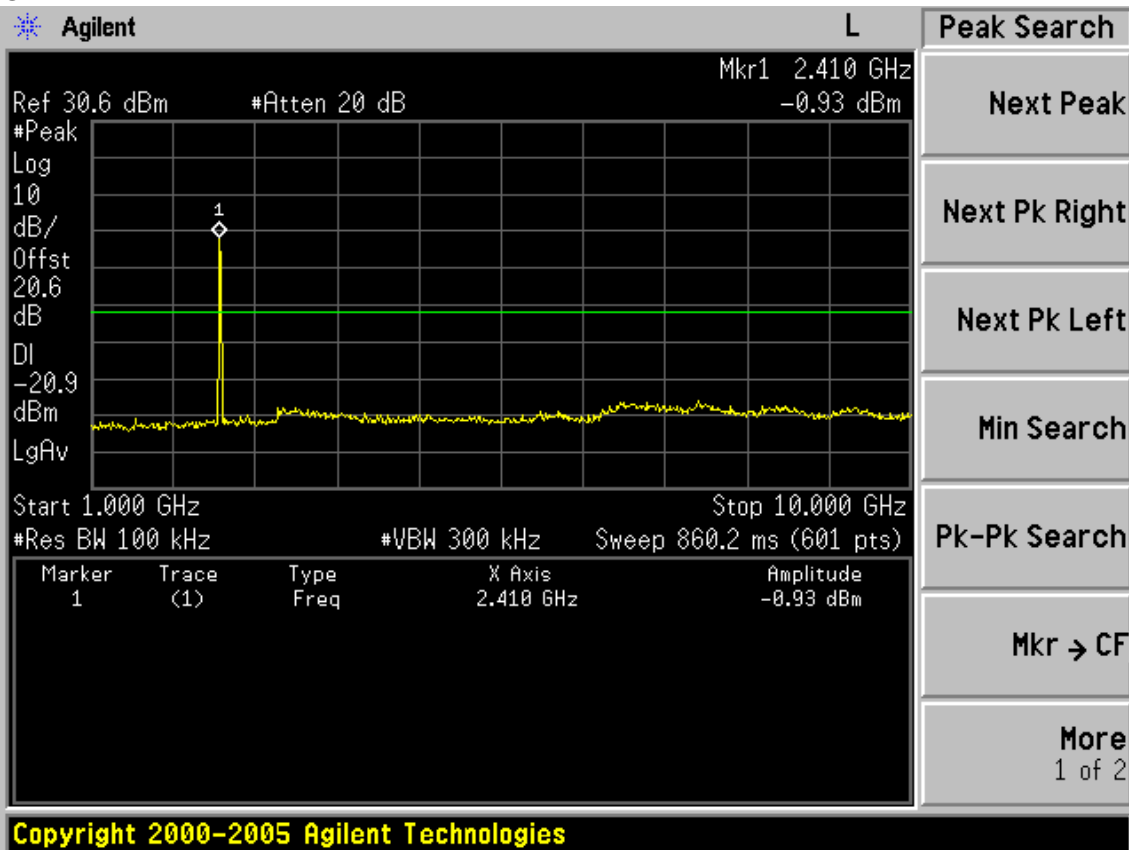
The transmitter output was connected to a spectrum analyzer, The resolution bandwidth is set to 100 kHz, The video bandwidth is set to 300 kHz and measure all the emissions detected.

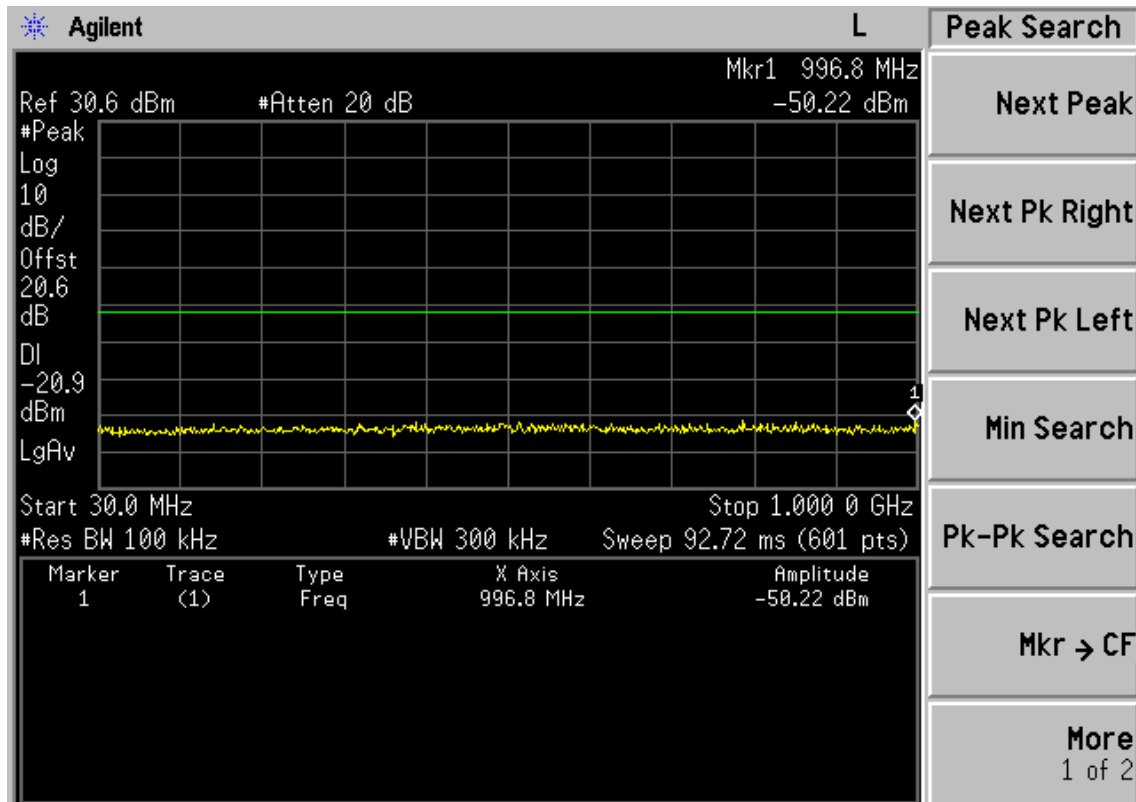
5.4. Test result

PASS (The testing data was attached in the next pages.)

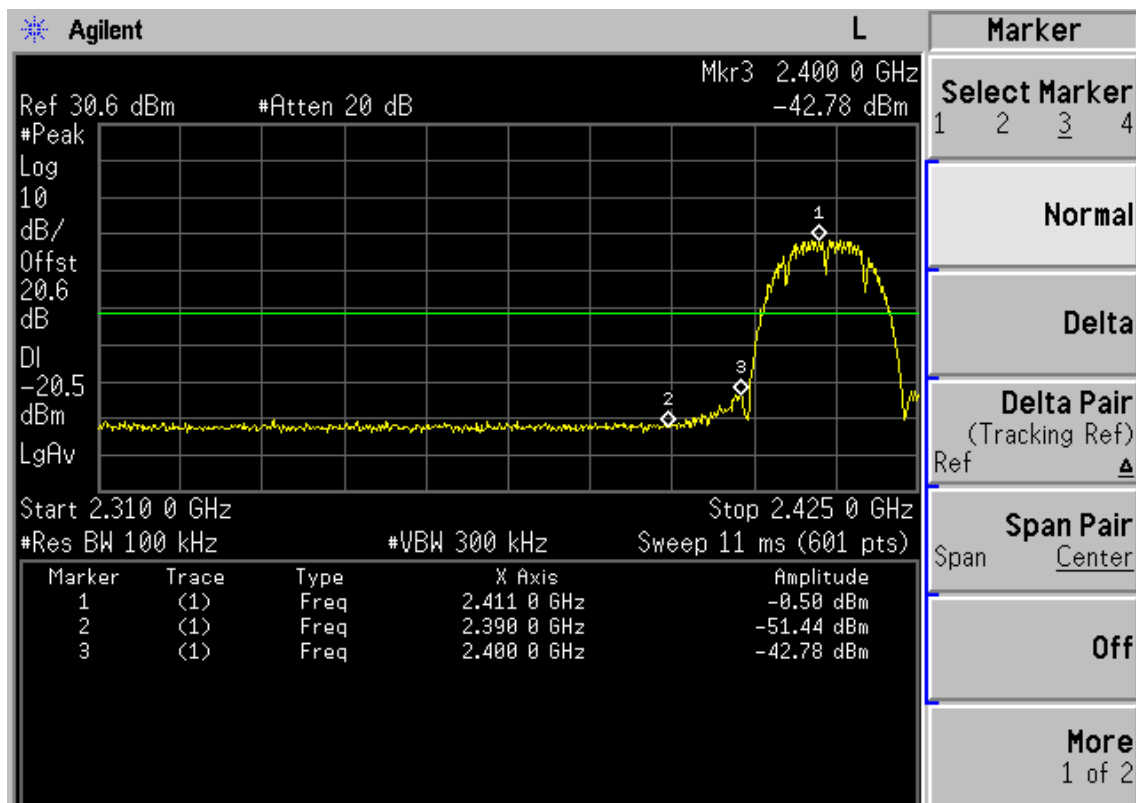
Test Mode: IEEE 802.11b TX

CH1

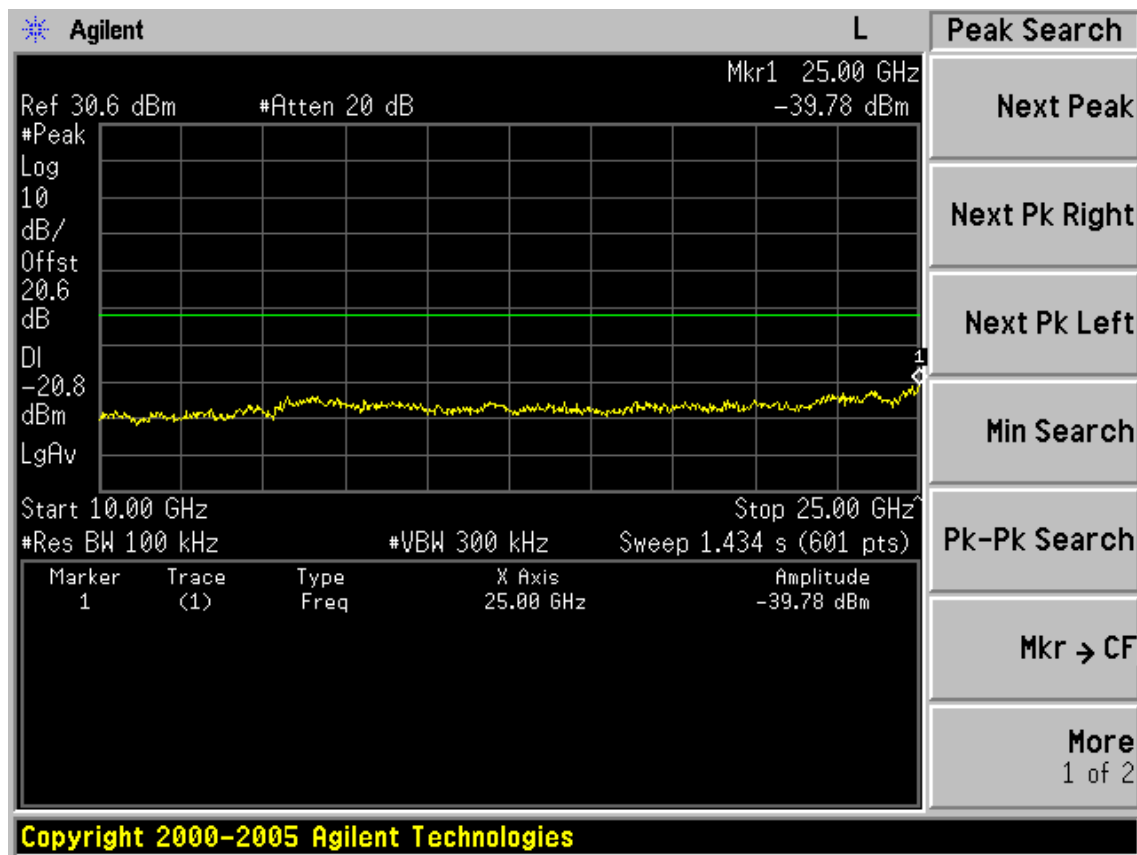
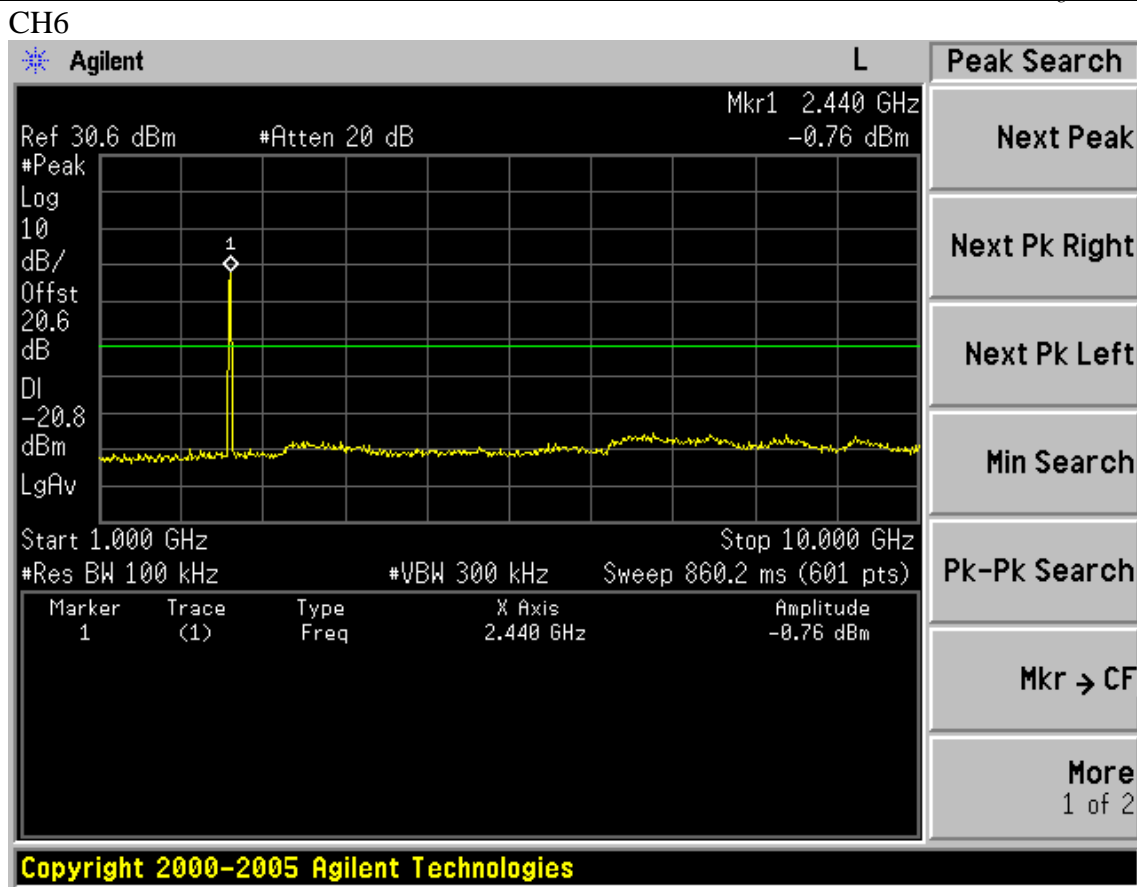


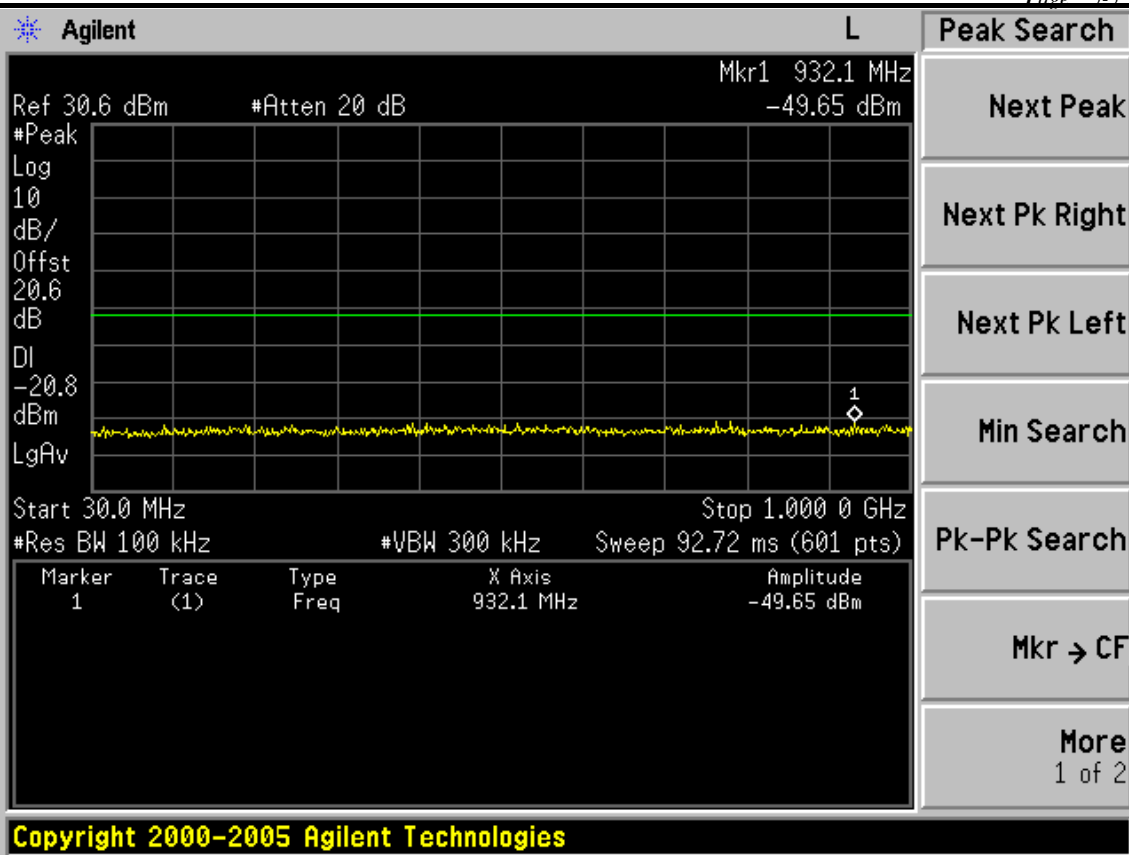


Copyright 2000-2005 Agilent Technologies

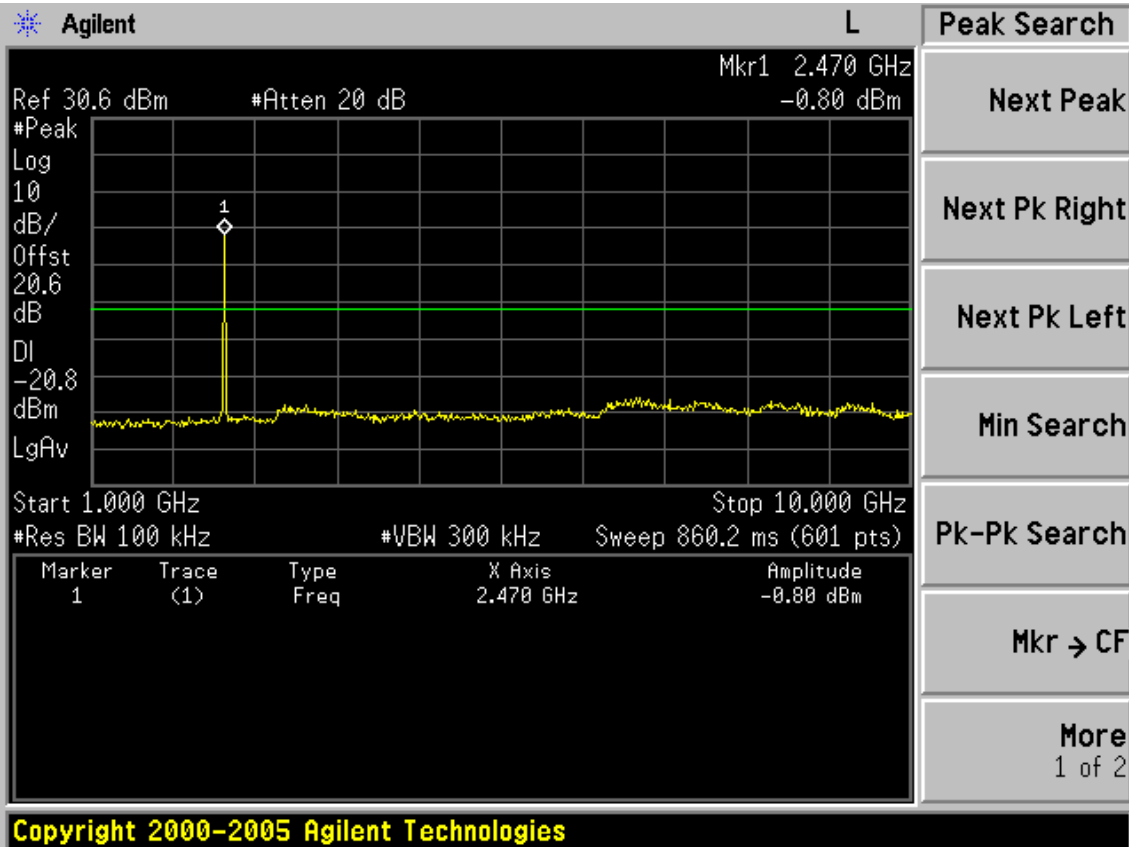


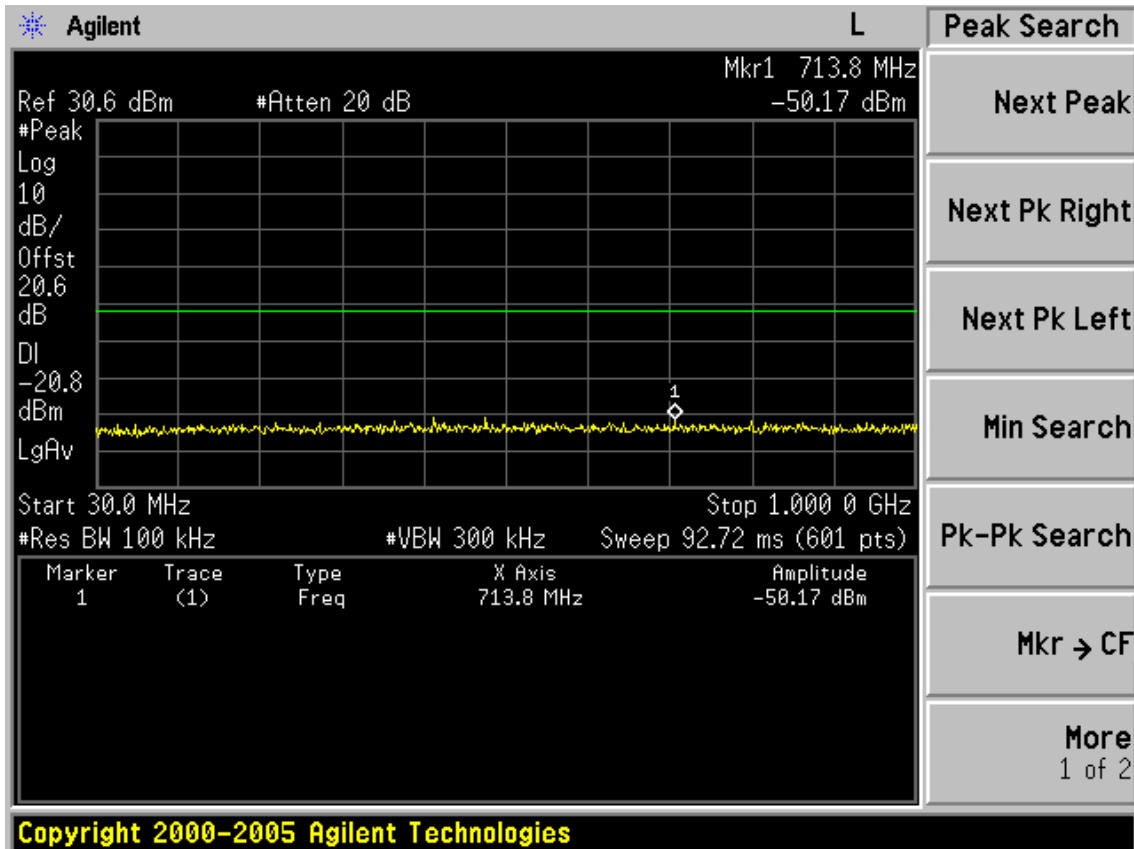
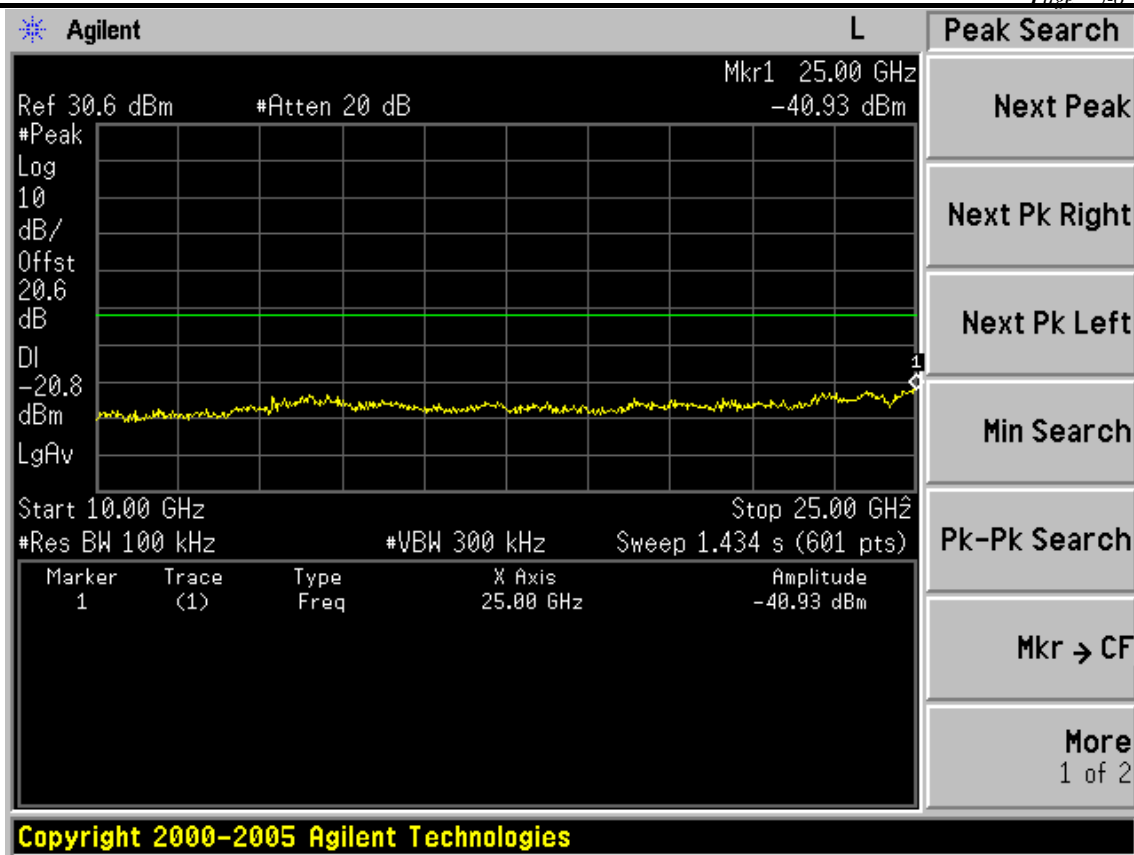
Copyright 2000-2005 Agilent Technologies

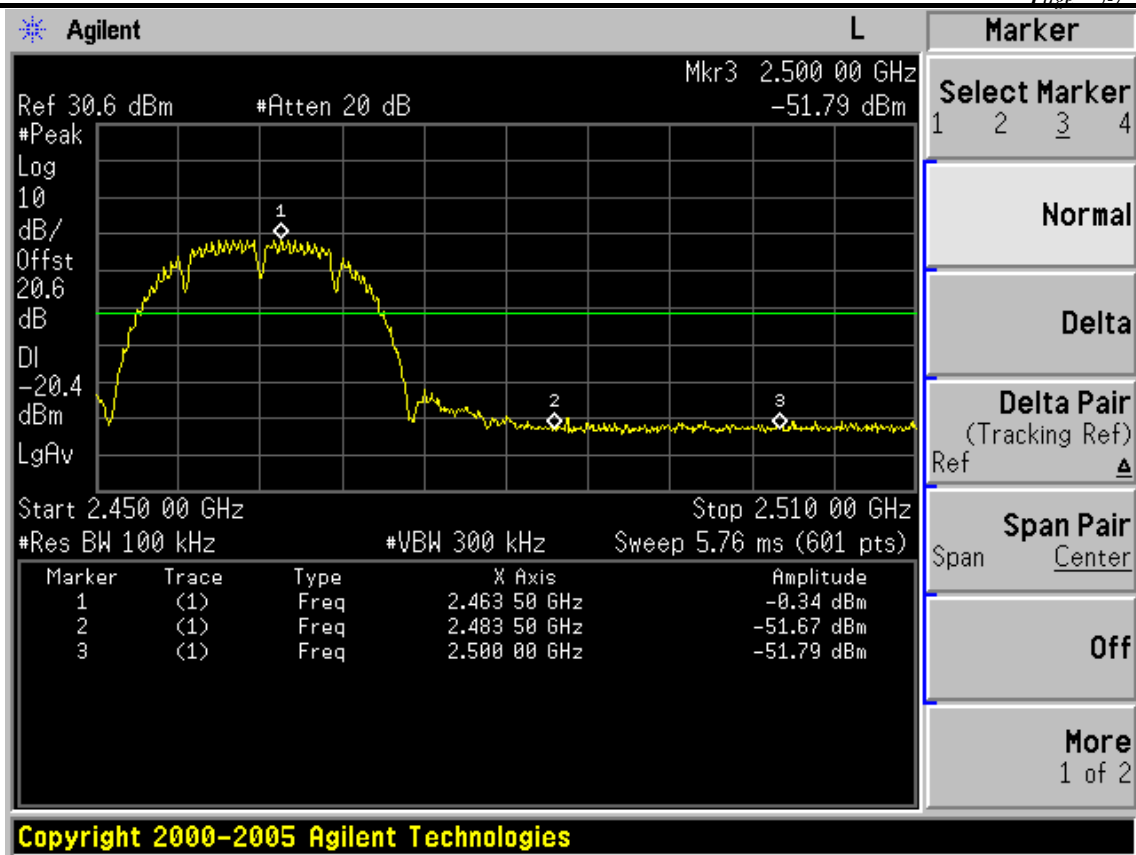




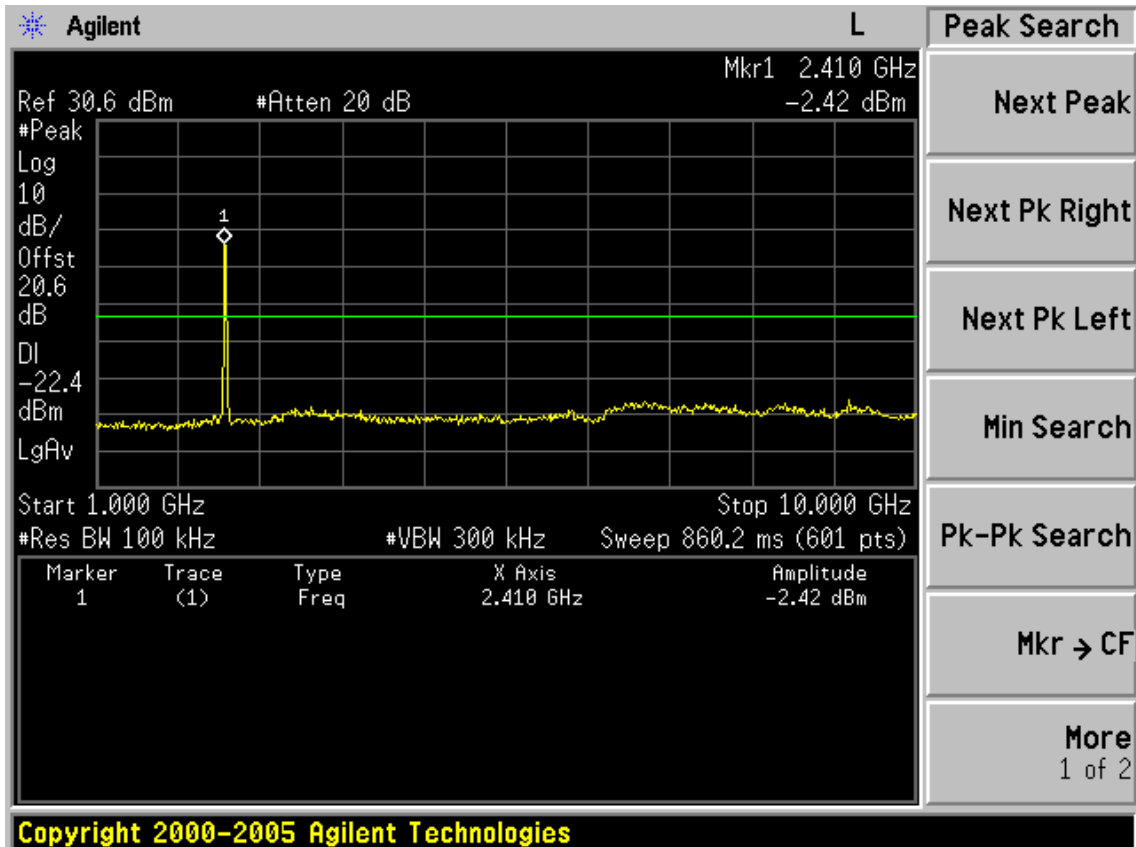
CH11

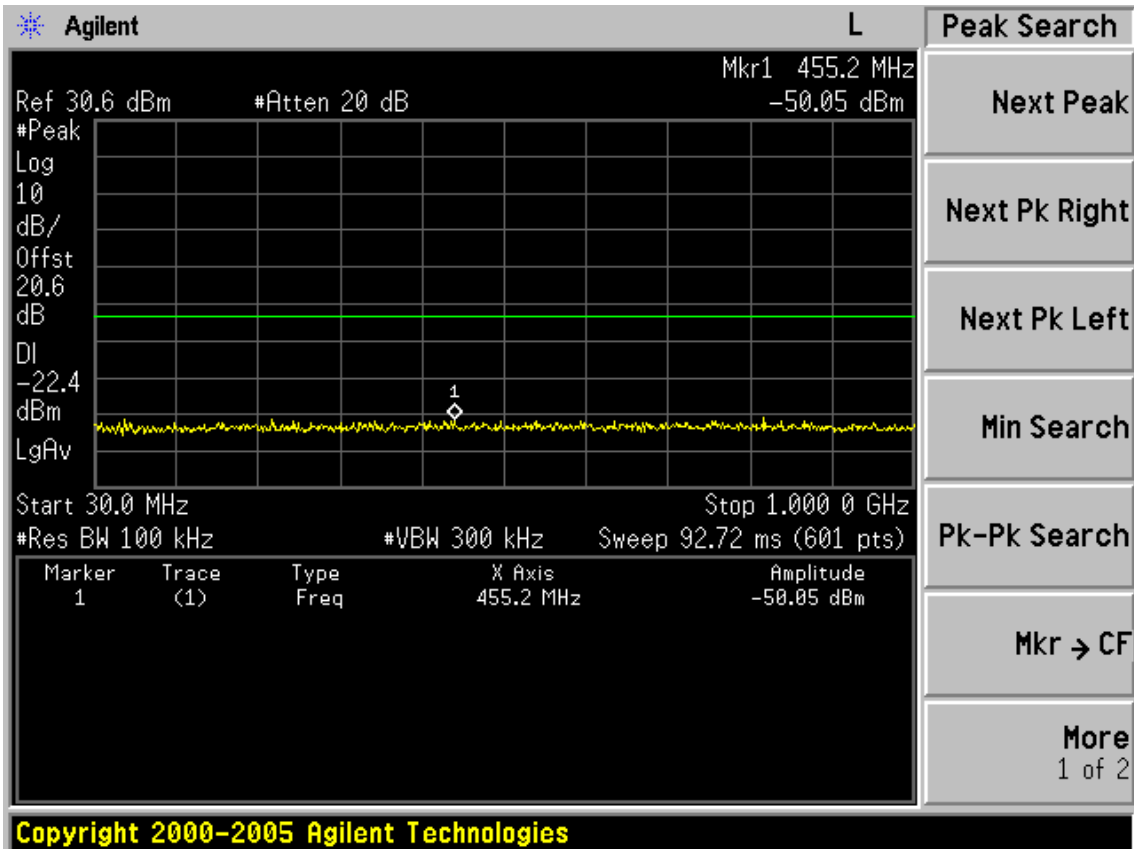
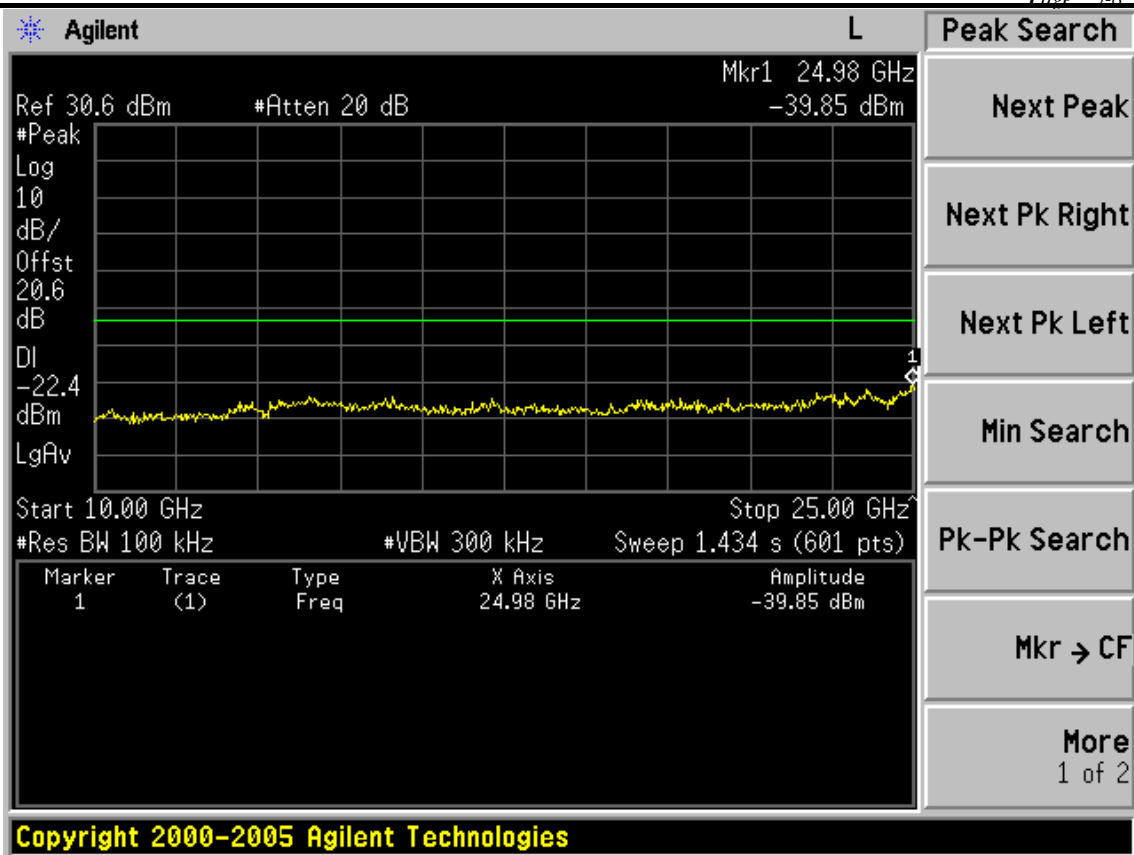


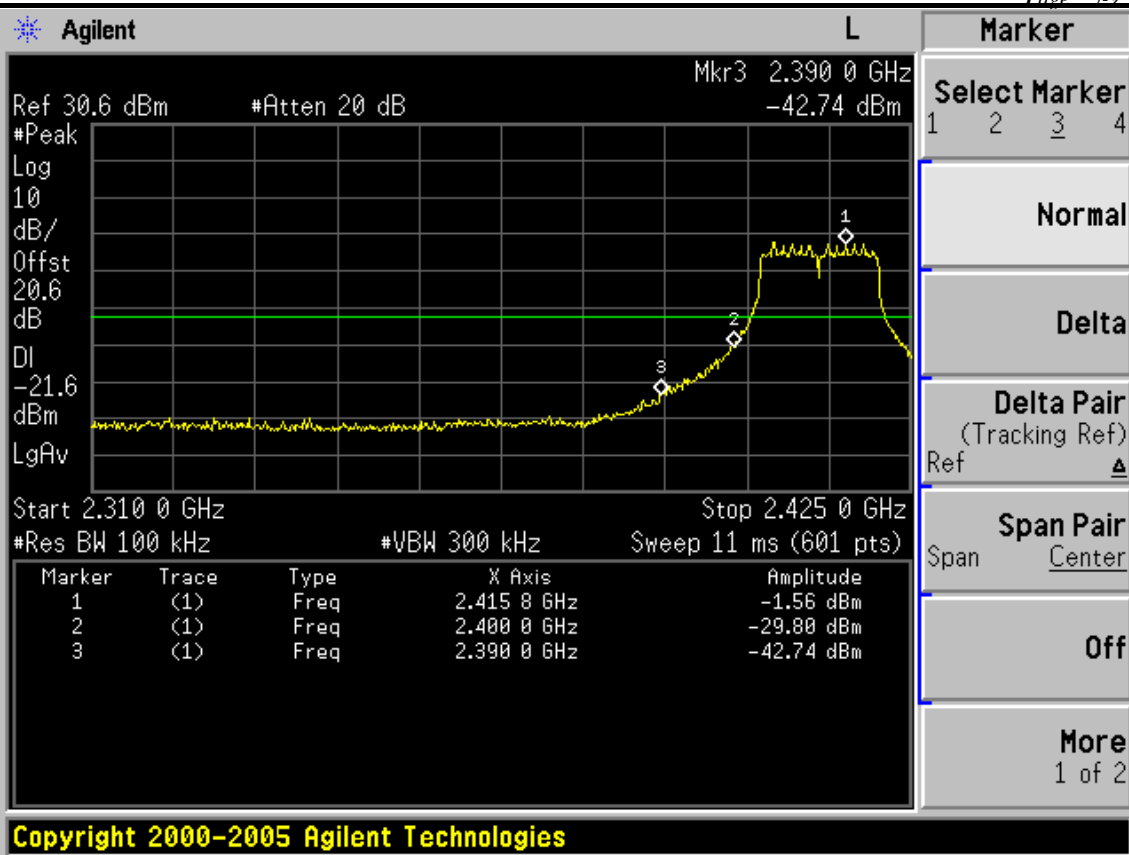




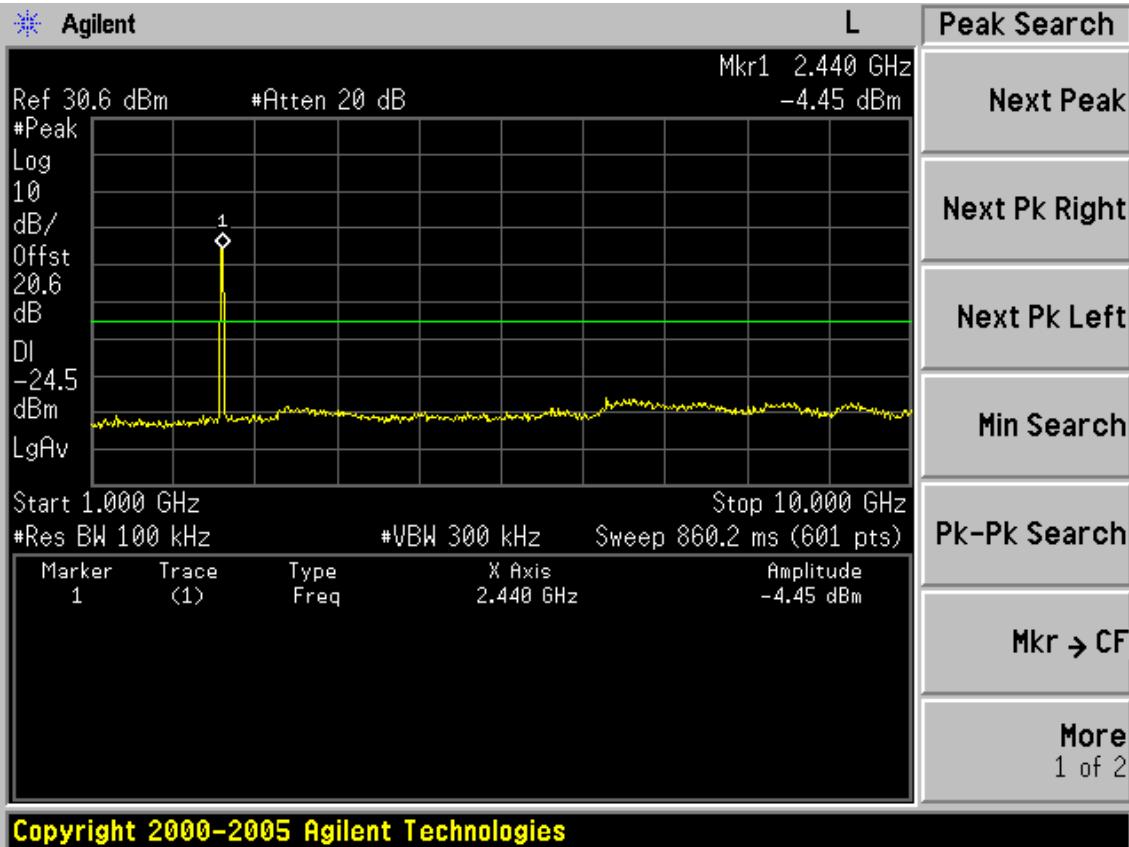
Test Mode: IEEE 802.11g TX
CH1

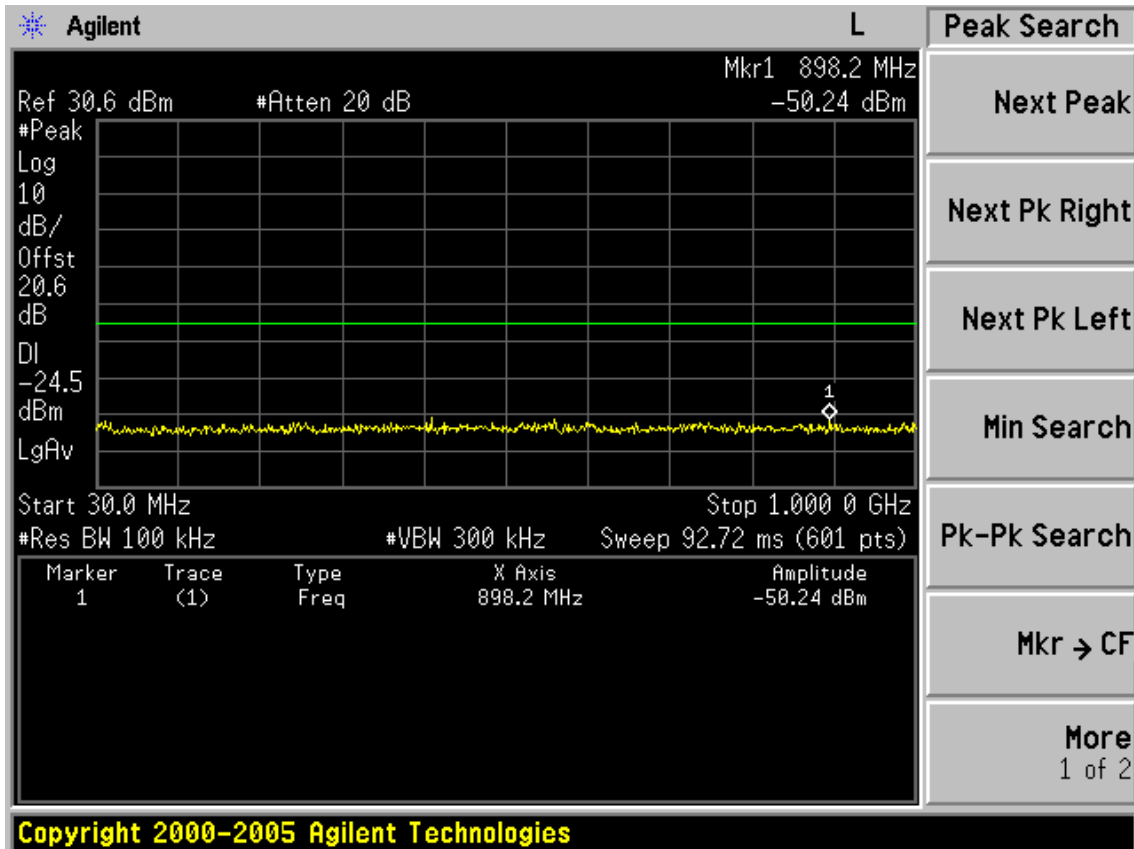
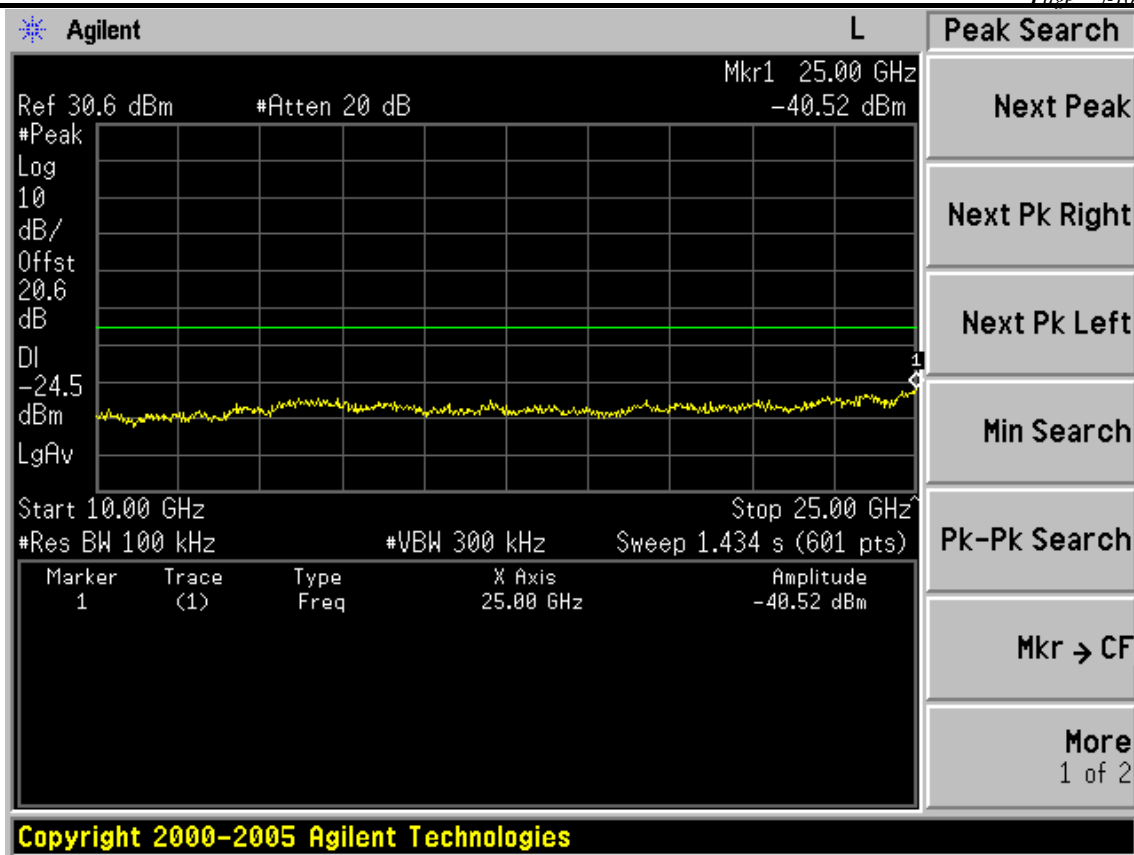


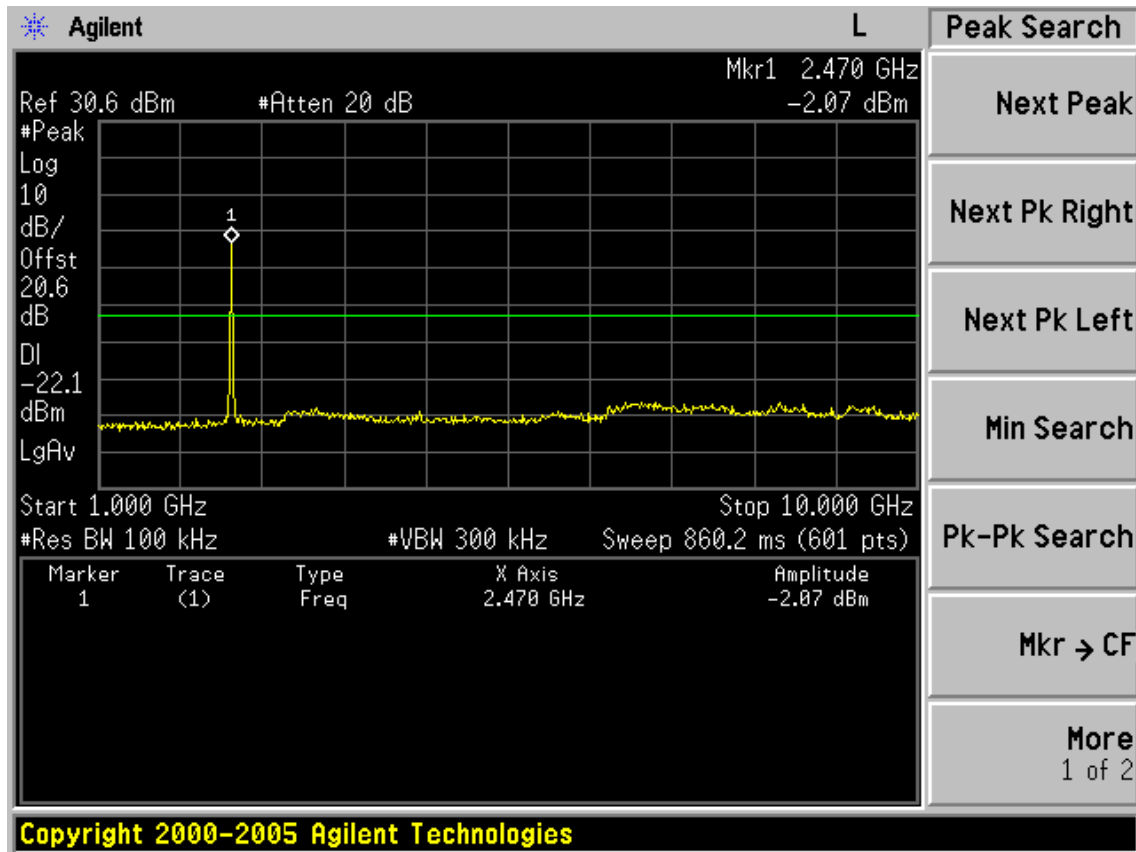
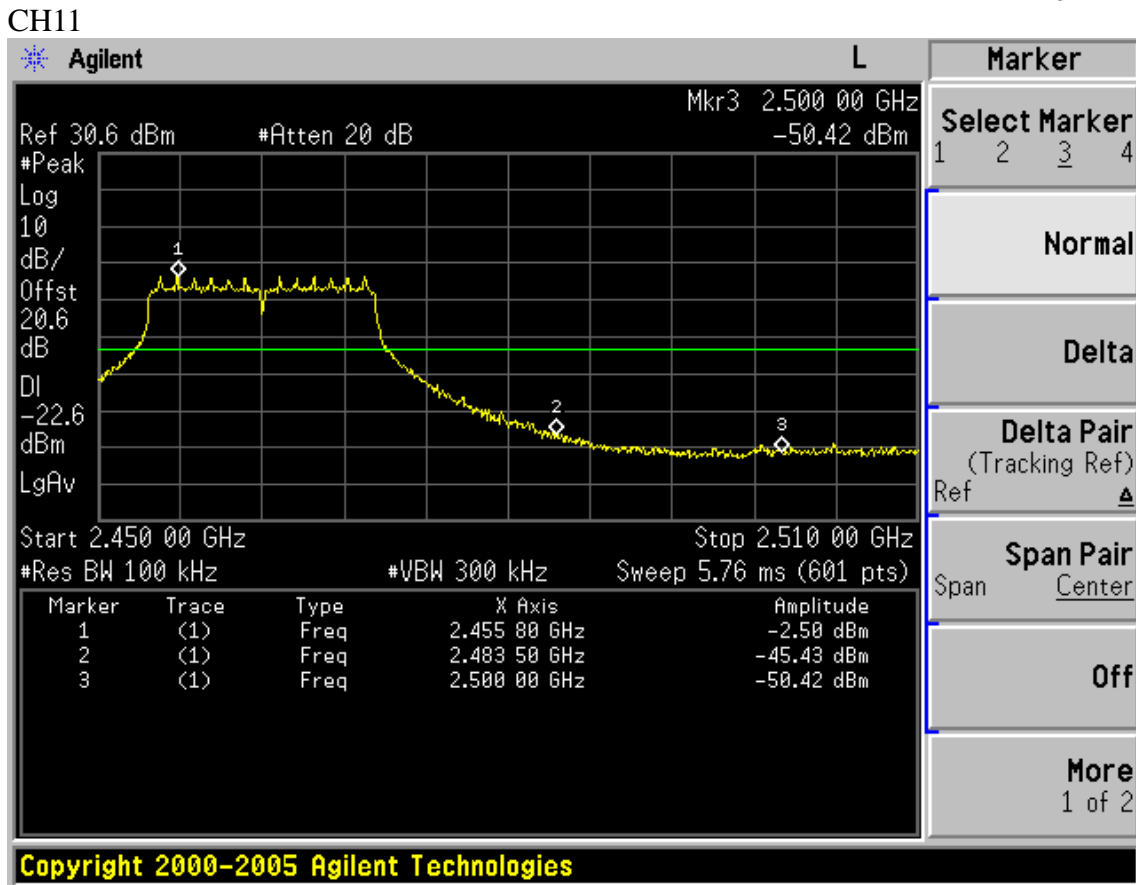


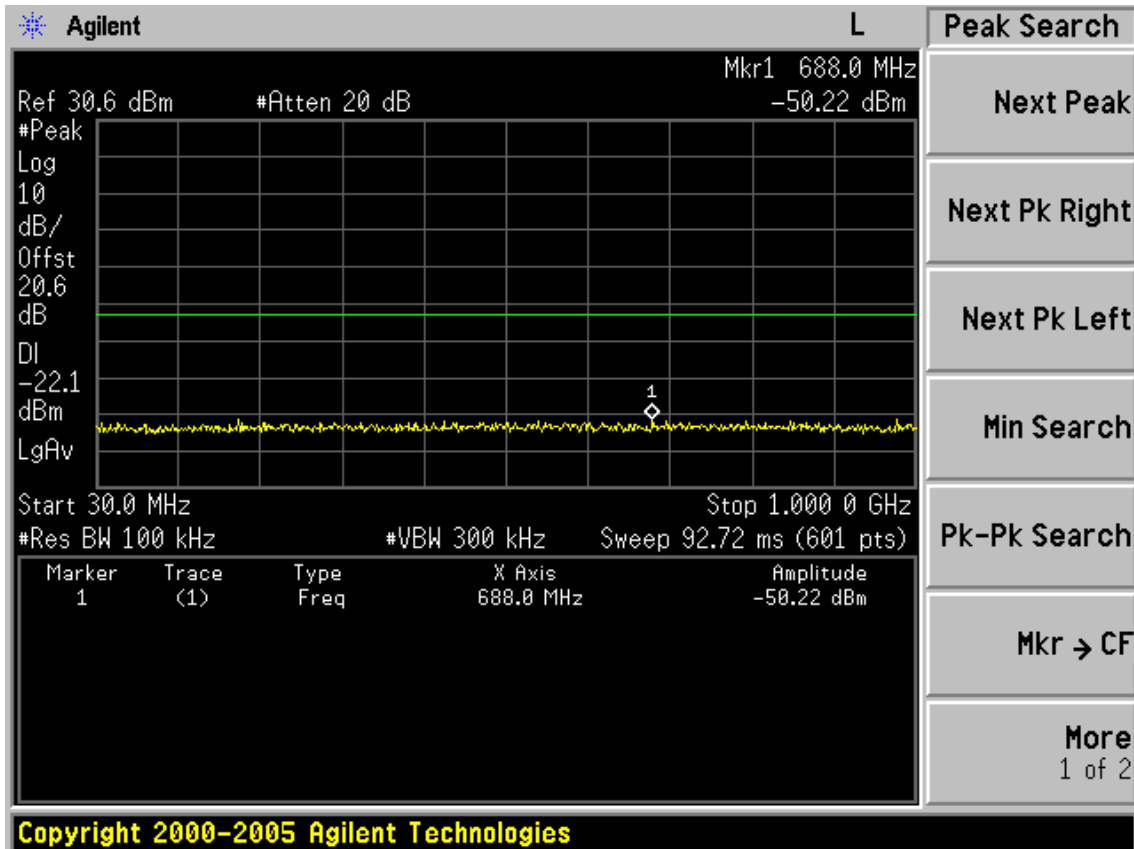
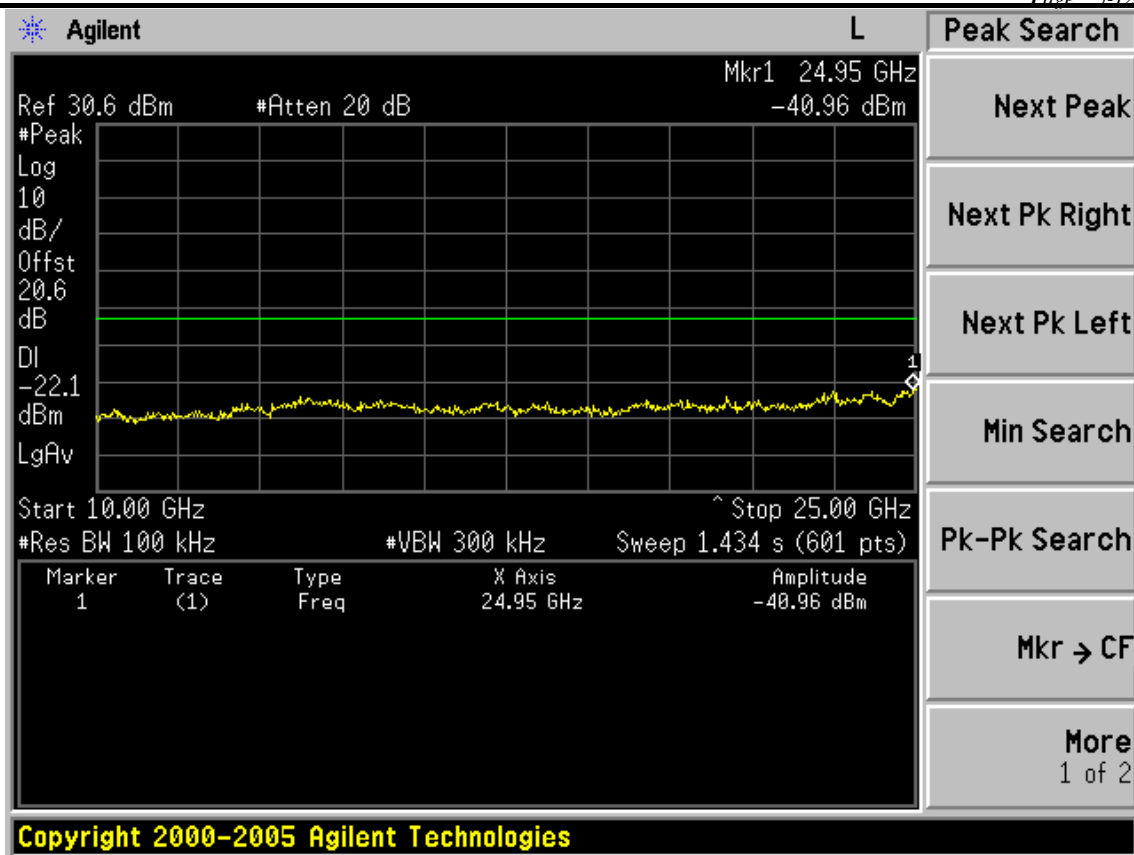


CH6

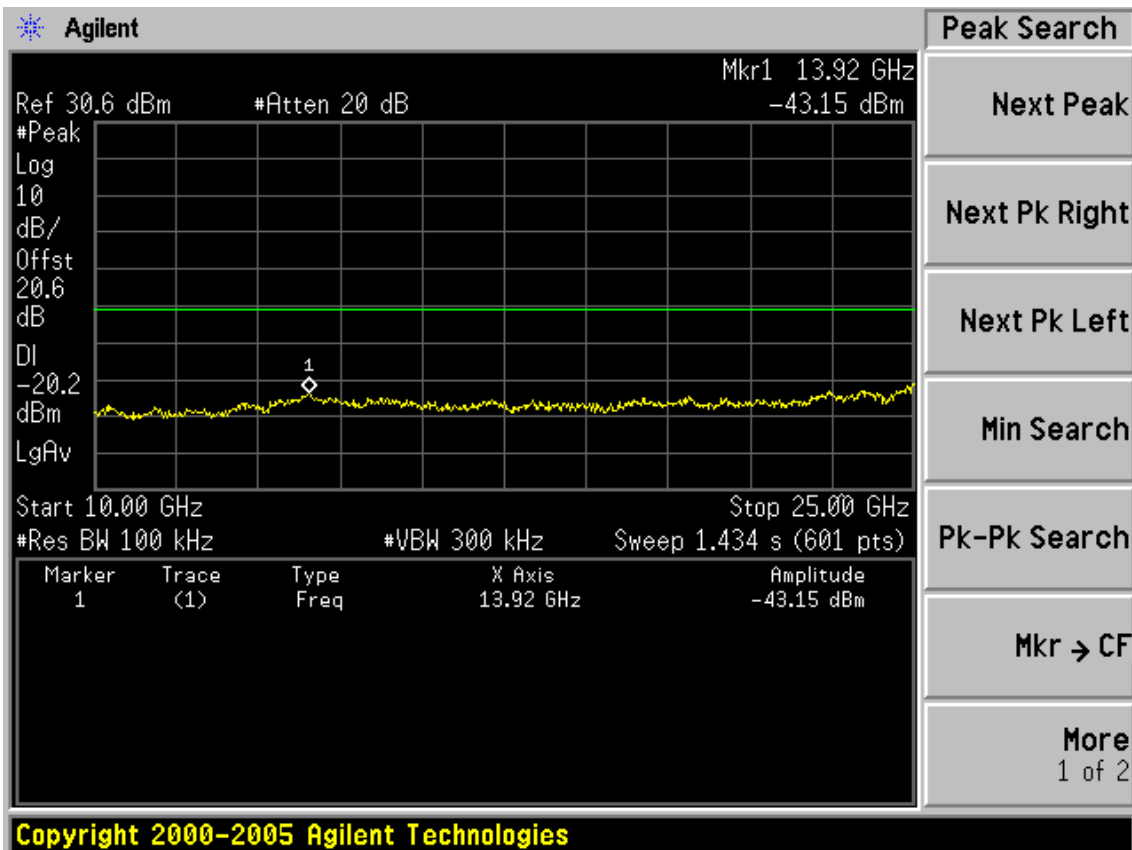
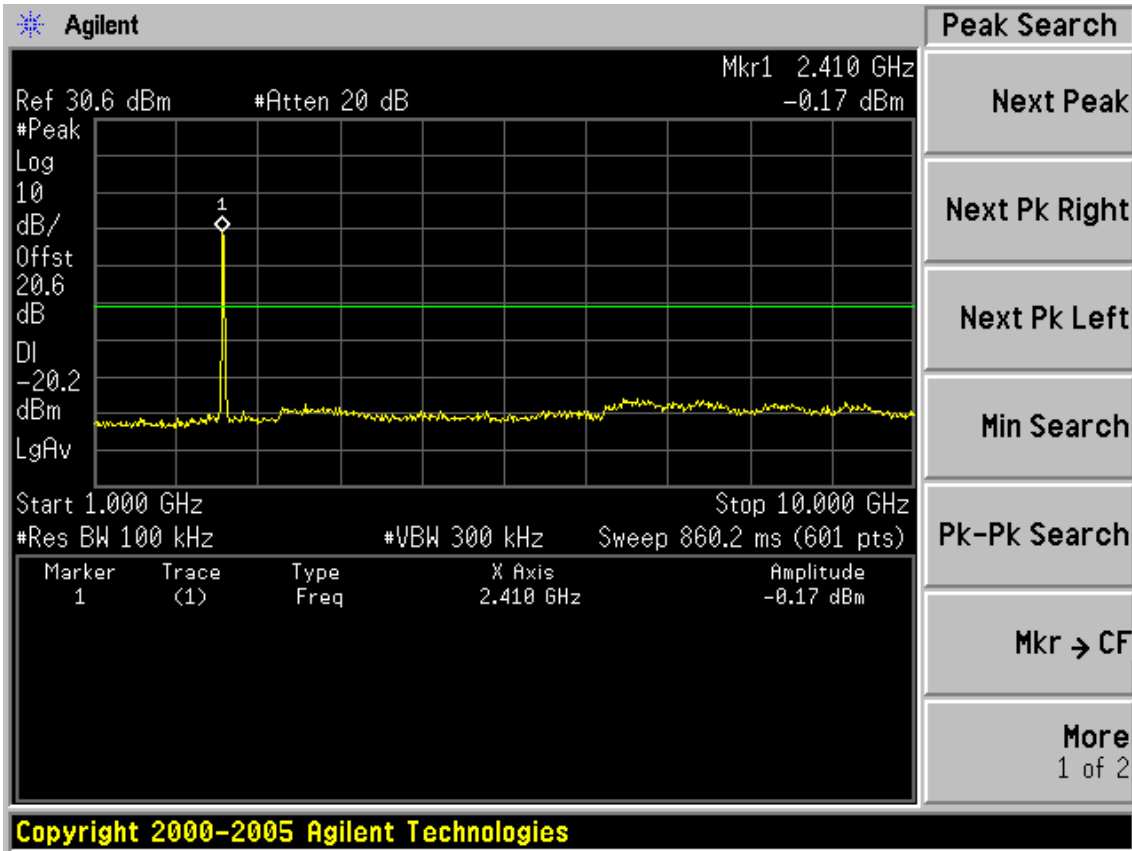


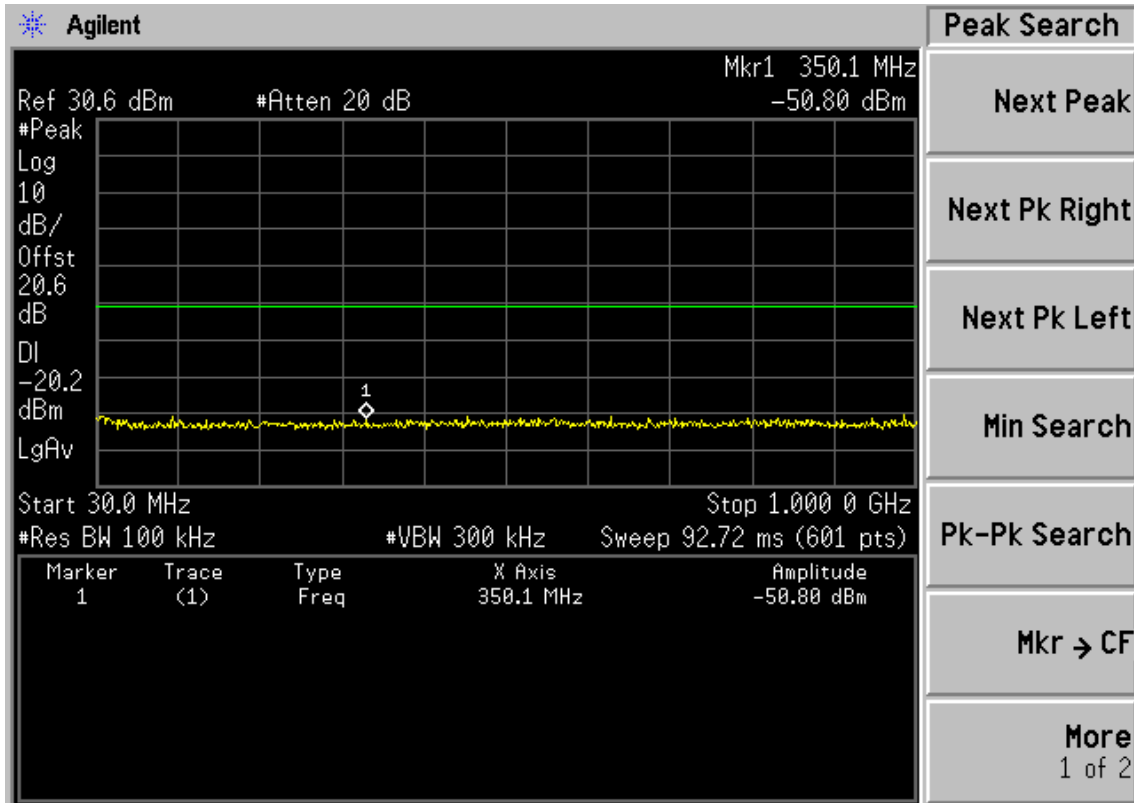




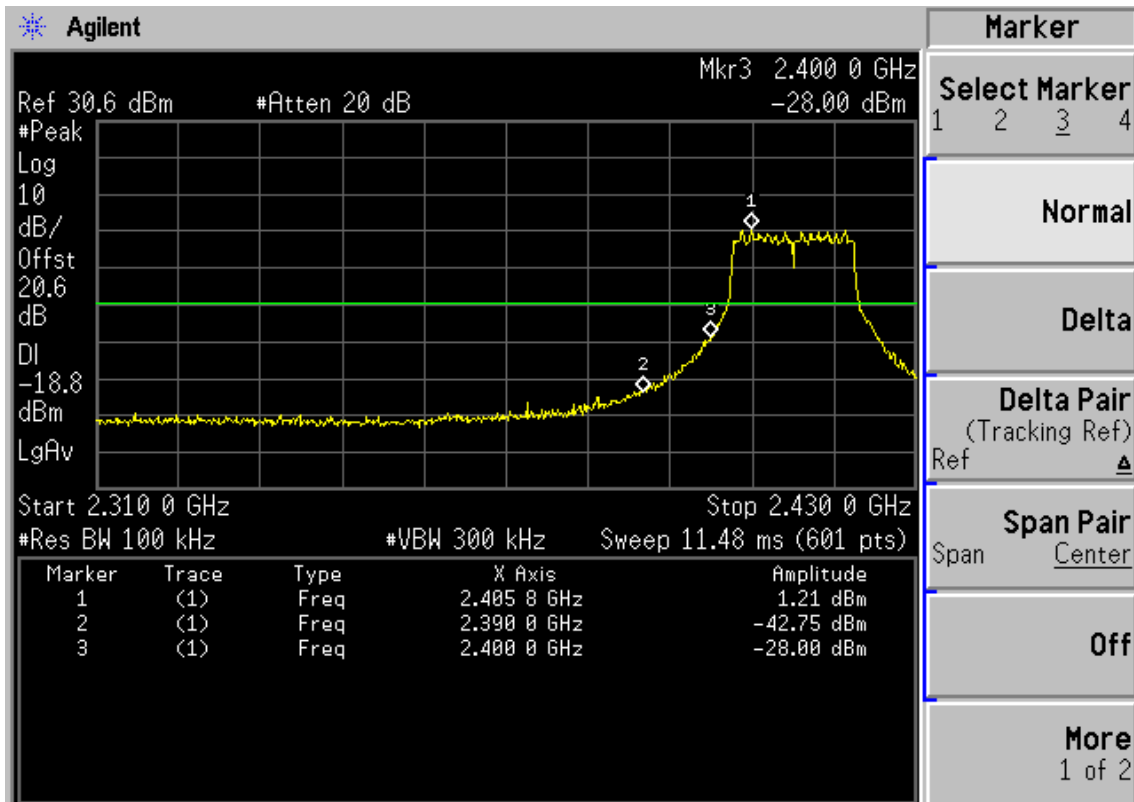


Test Mode: IEEE 802.11n HT20 TX
CH1

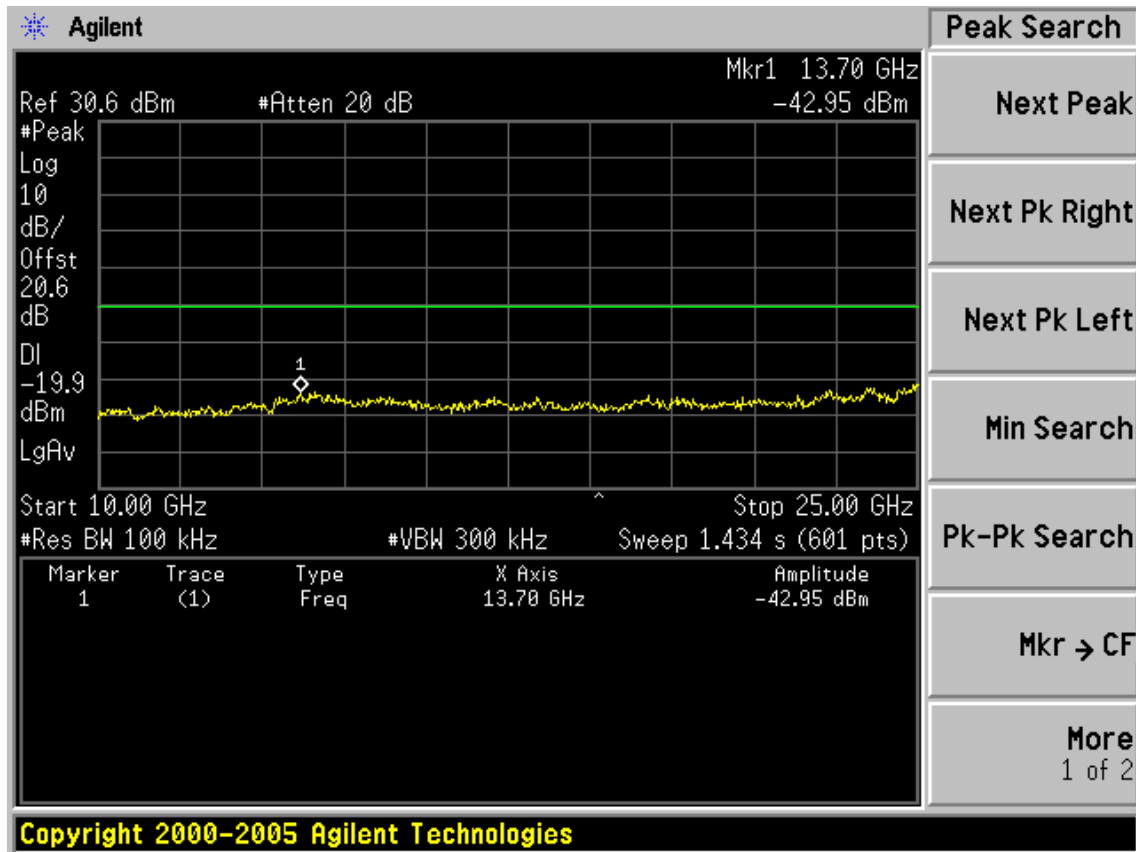
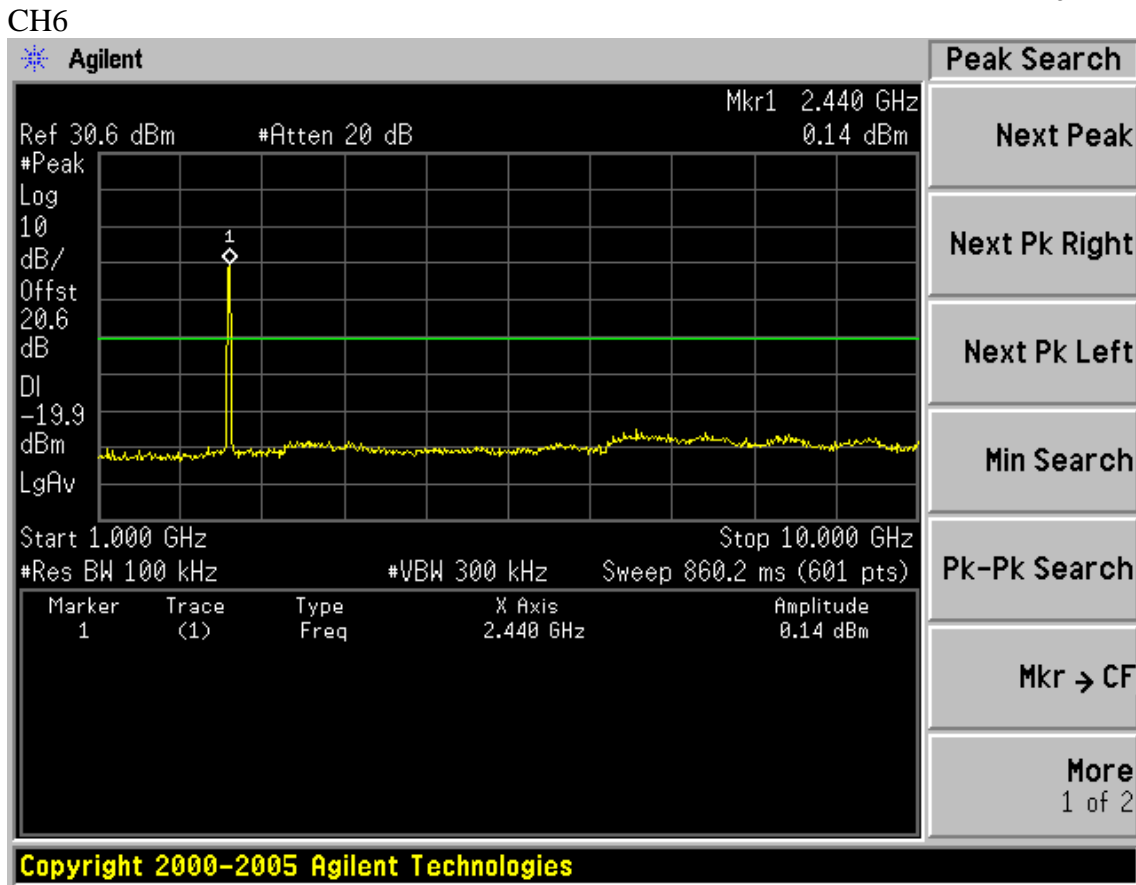


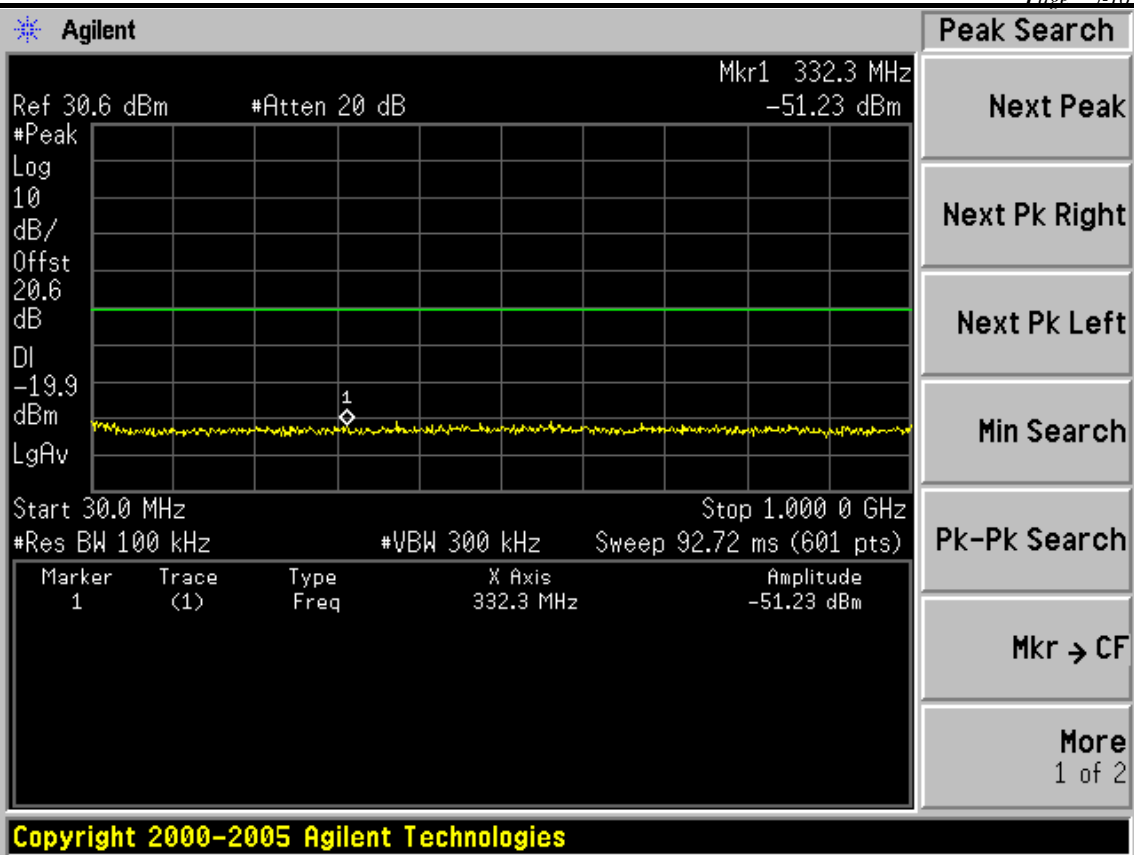


Copyright 2000-2005 Agilent Technologies

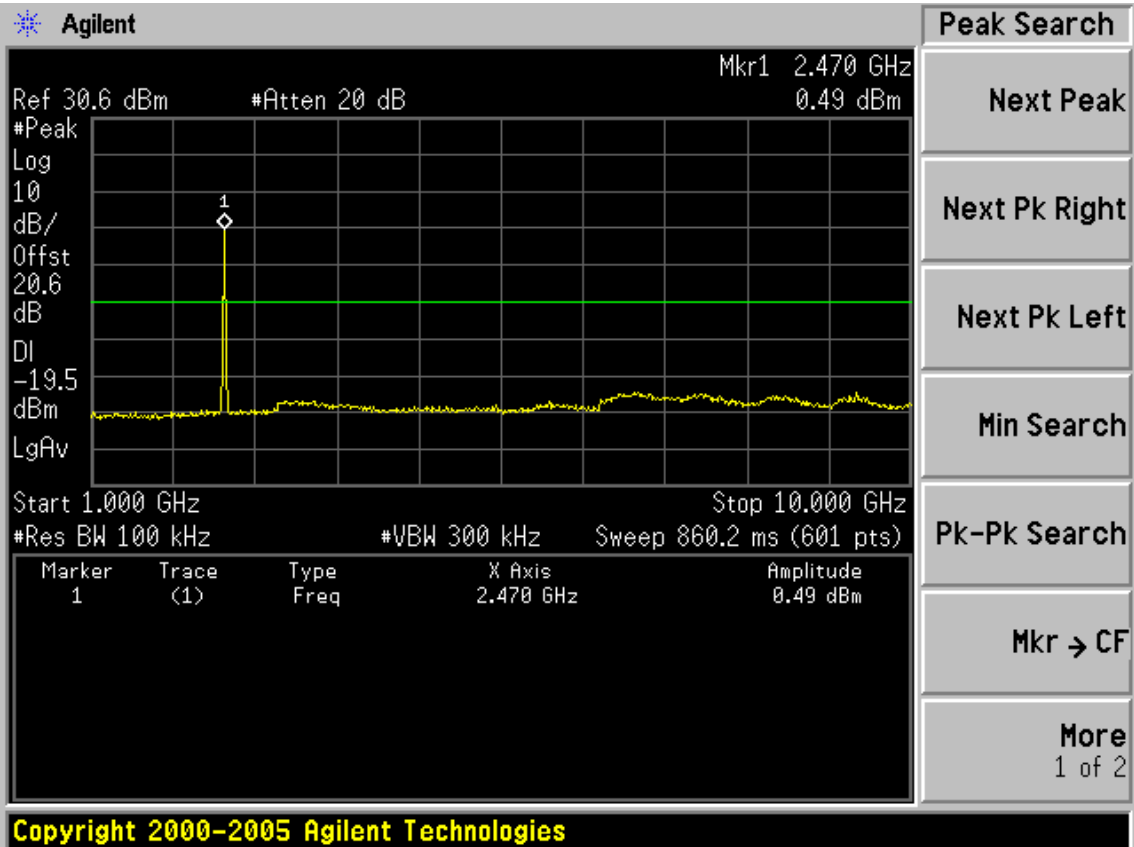


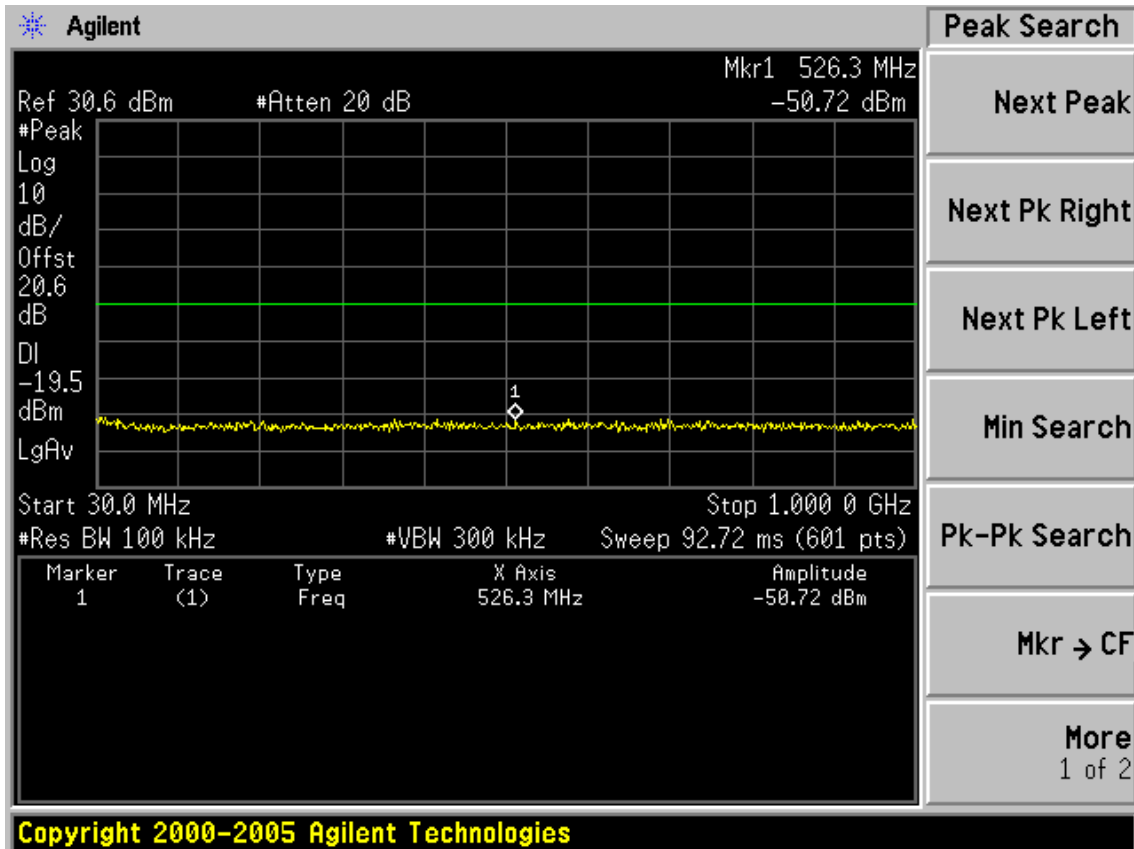
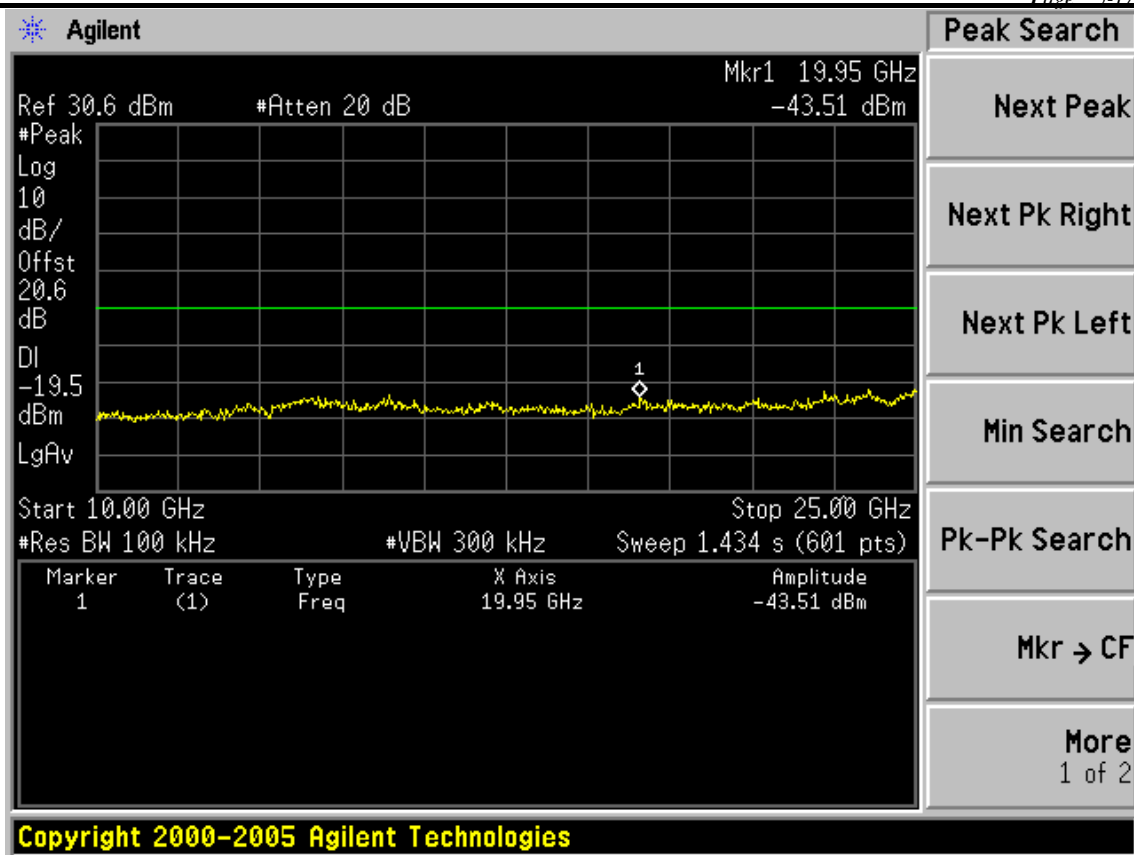
Copyright 2000-2005 Agilent Technologies

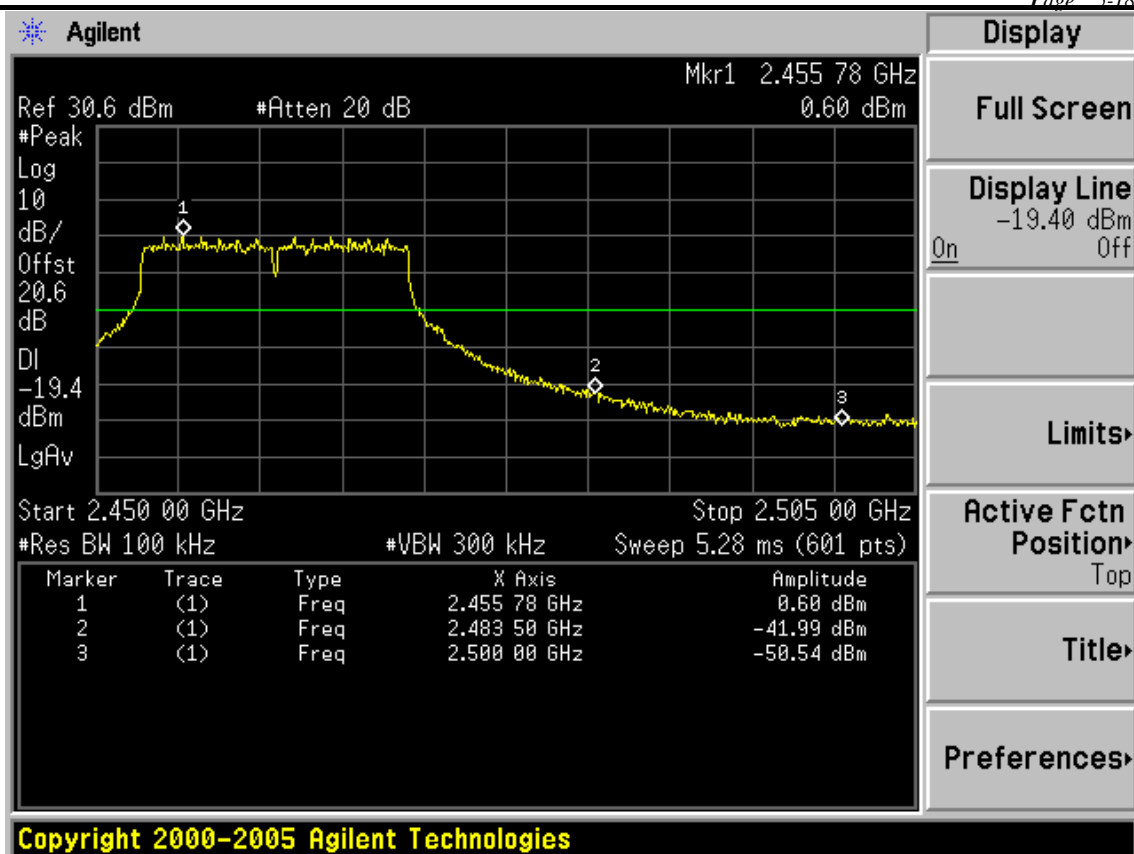




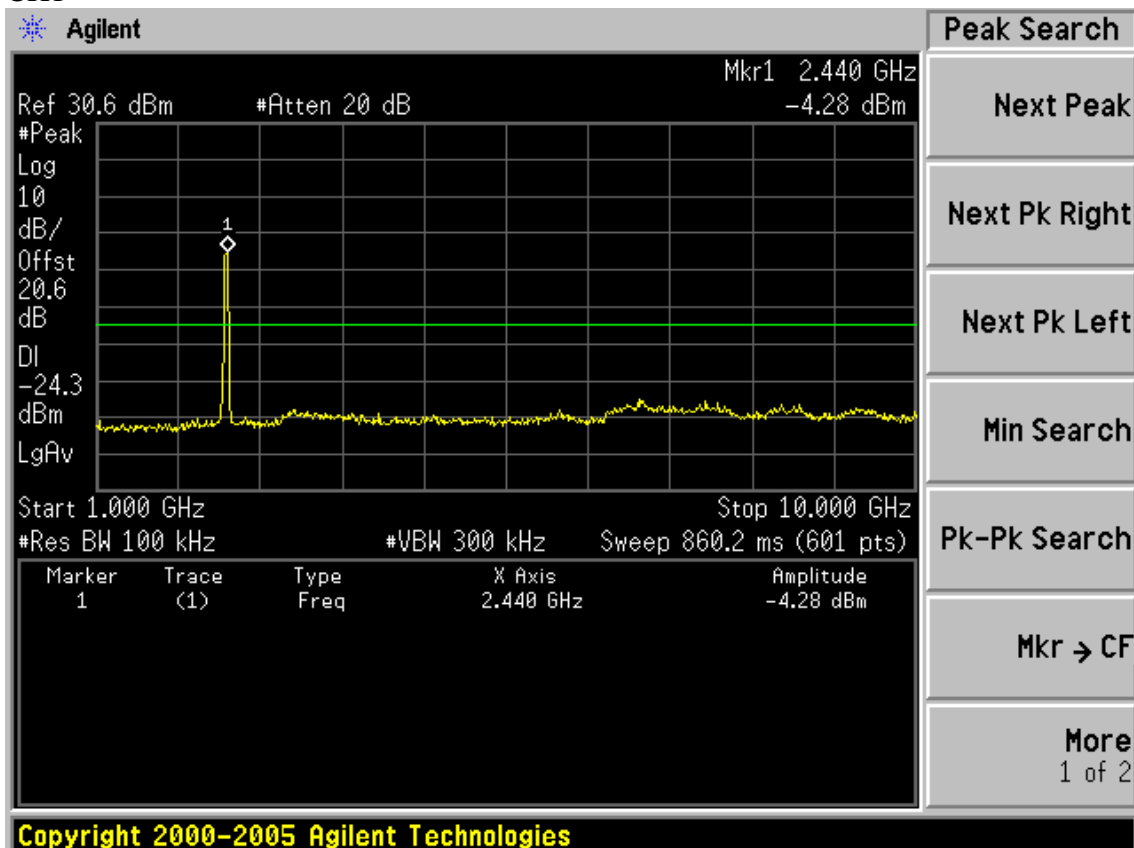
CH11

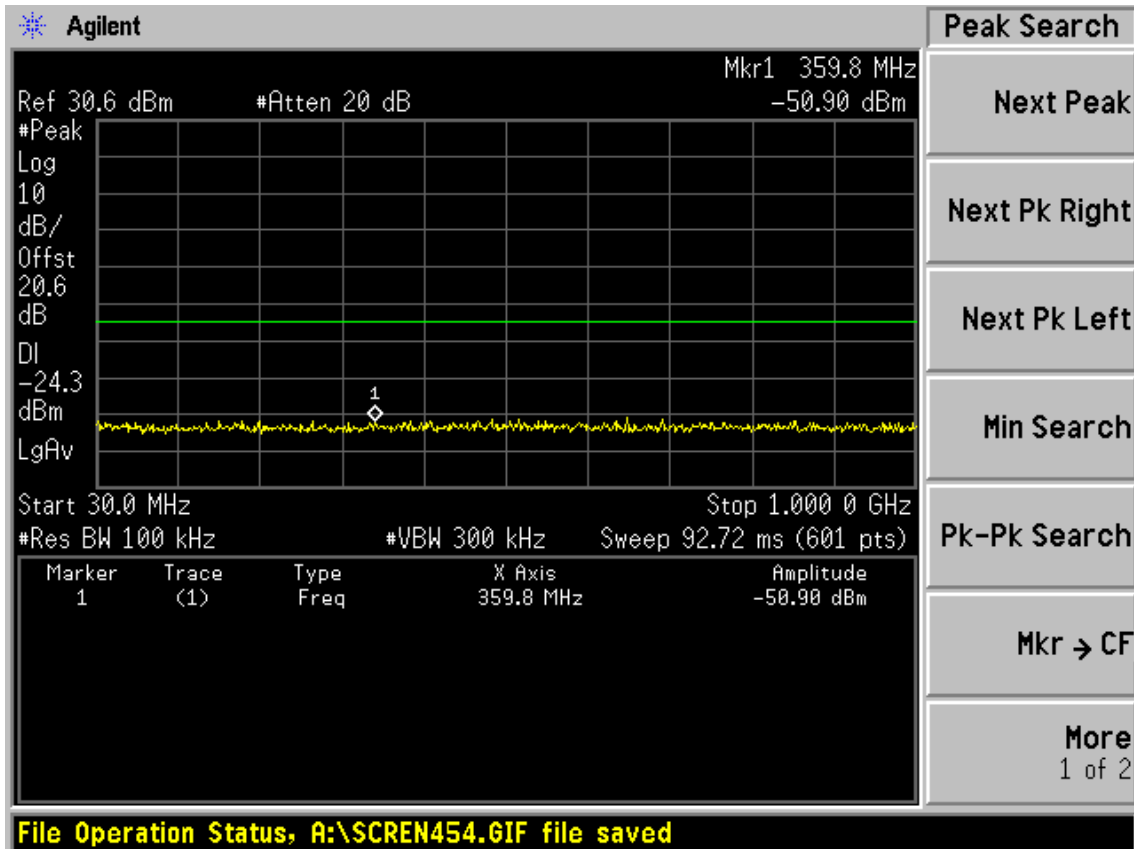
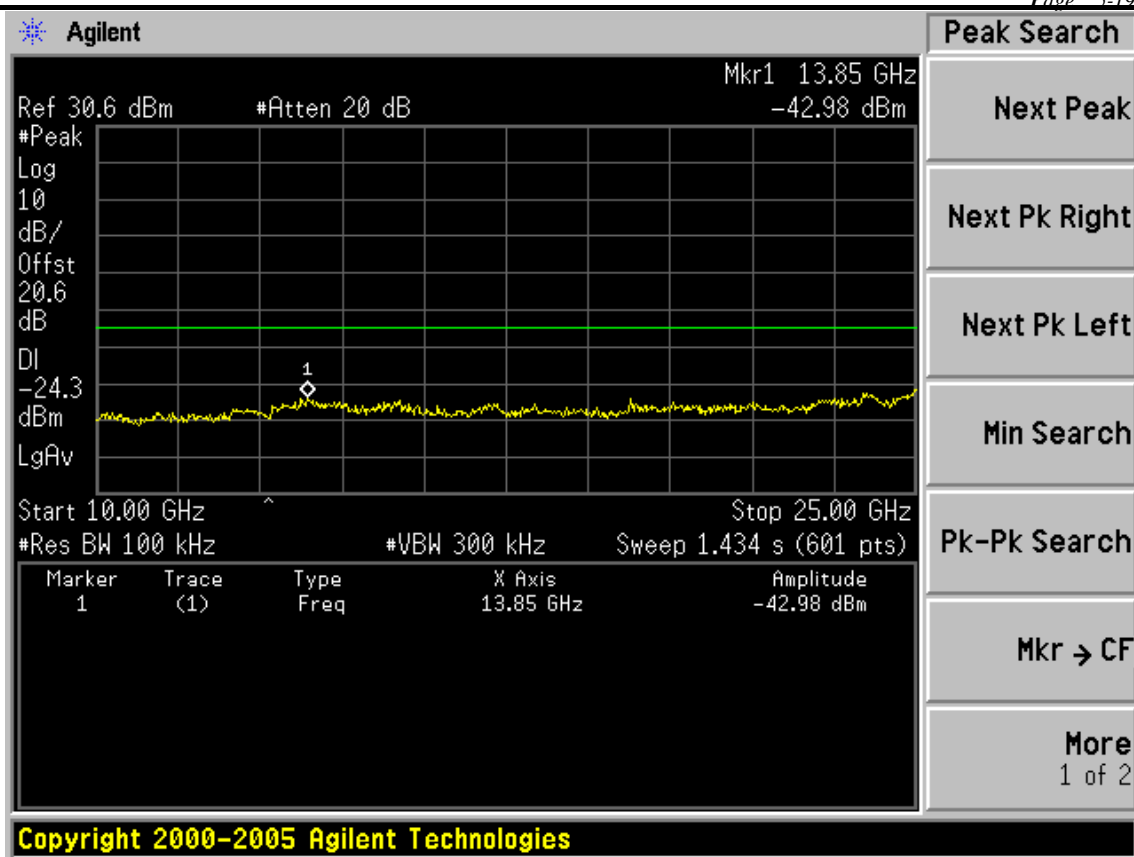


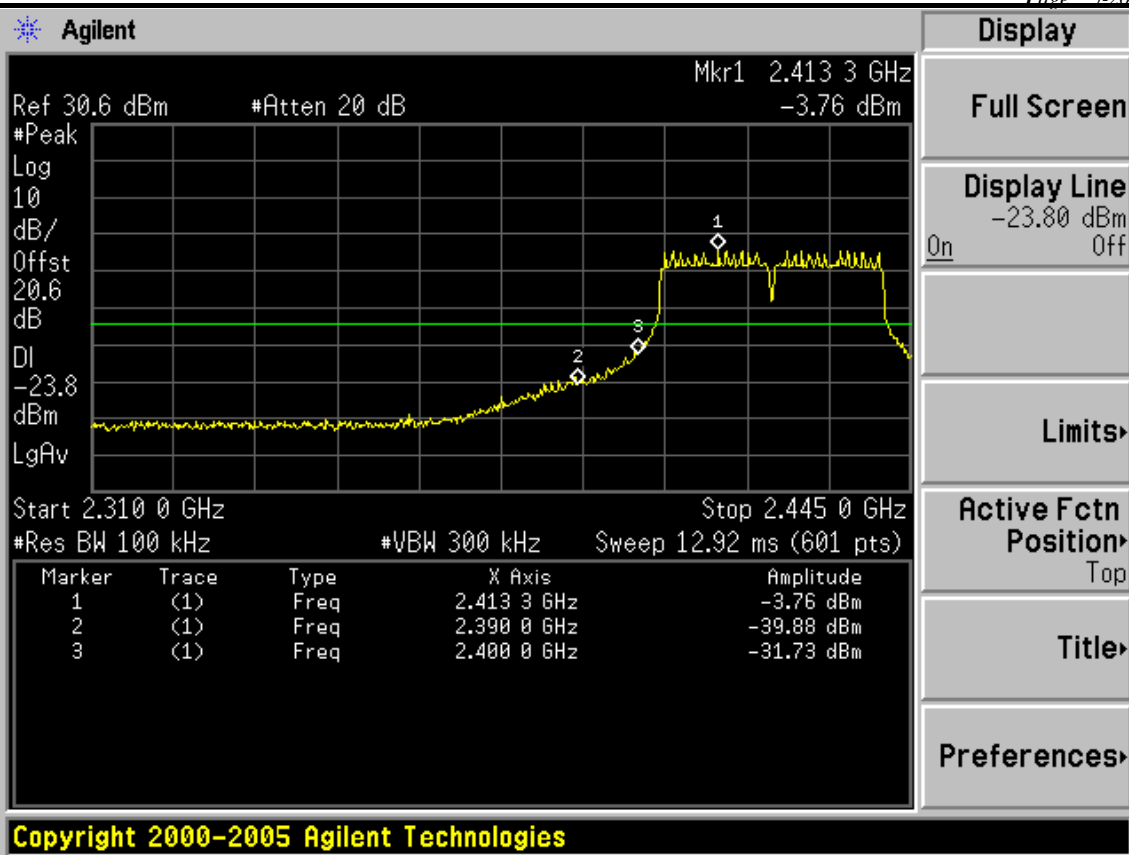




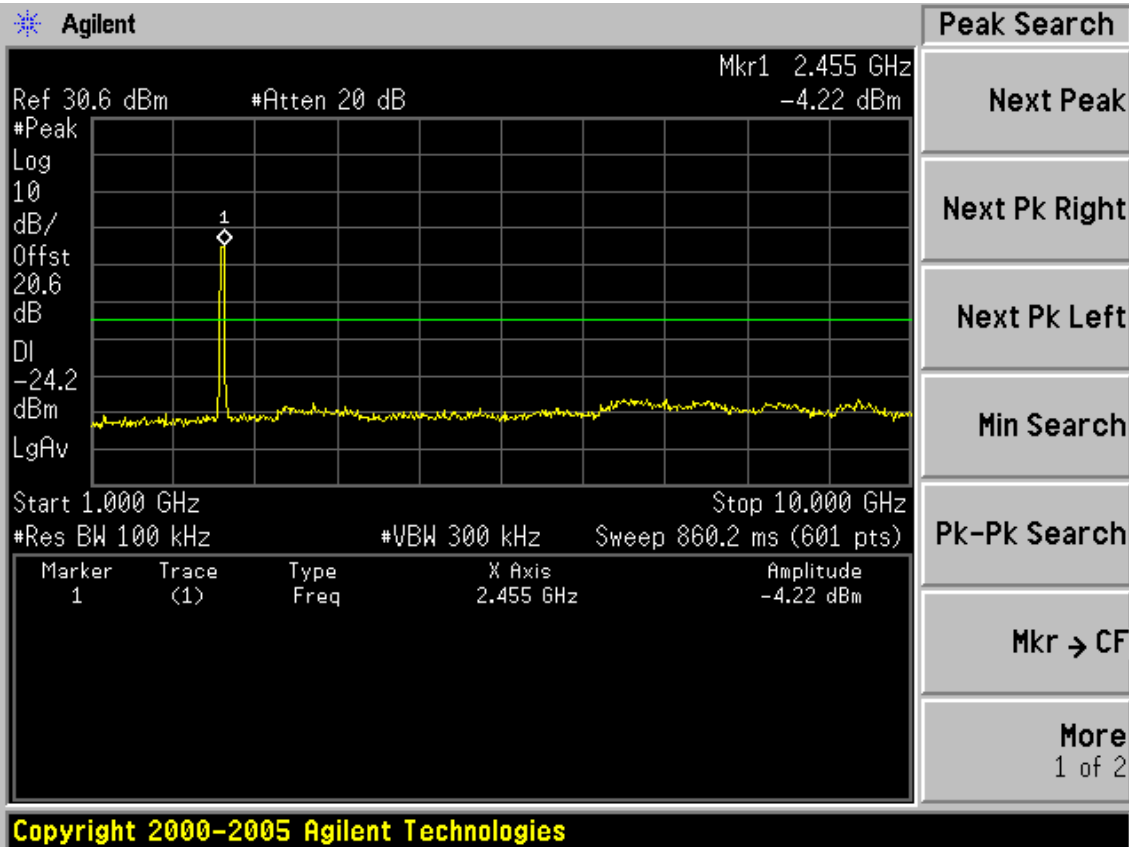
Test Mode: IEEE 802.11n HT40 TX
CH1

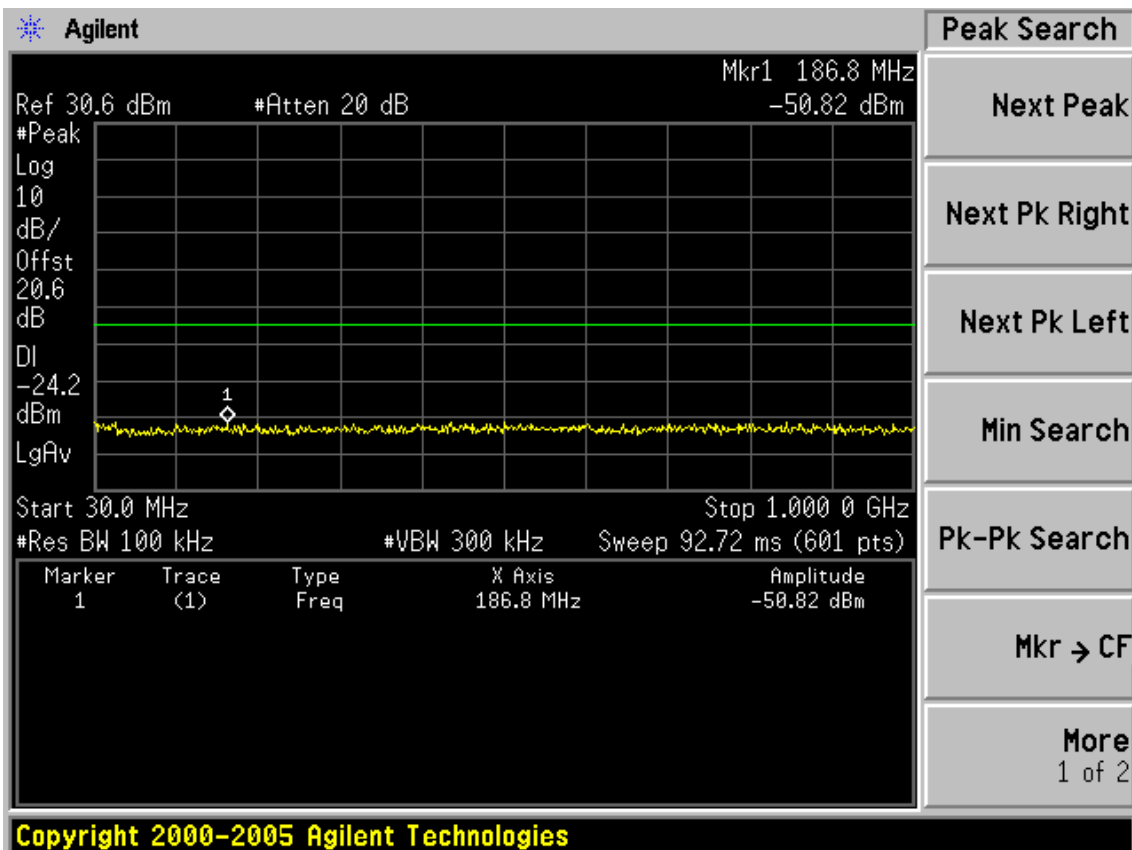
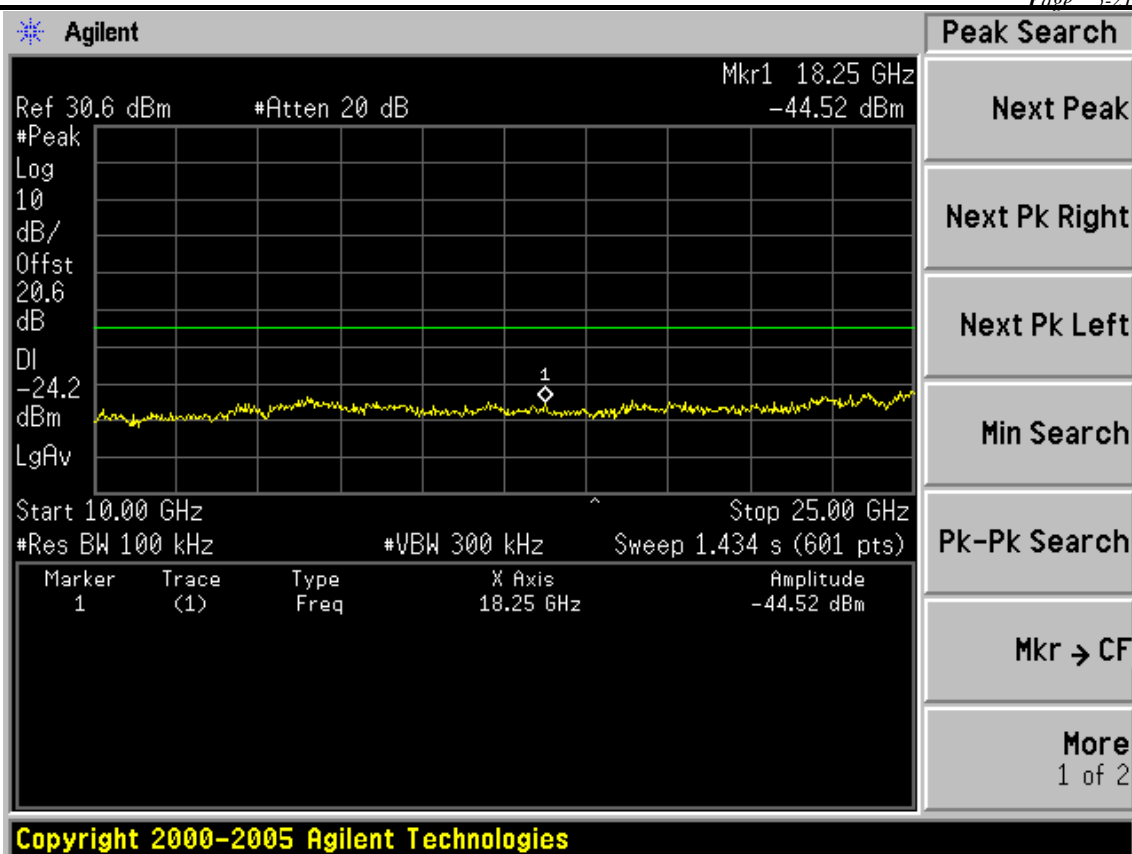


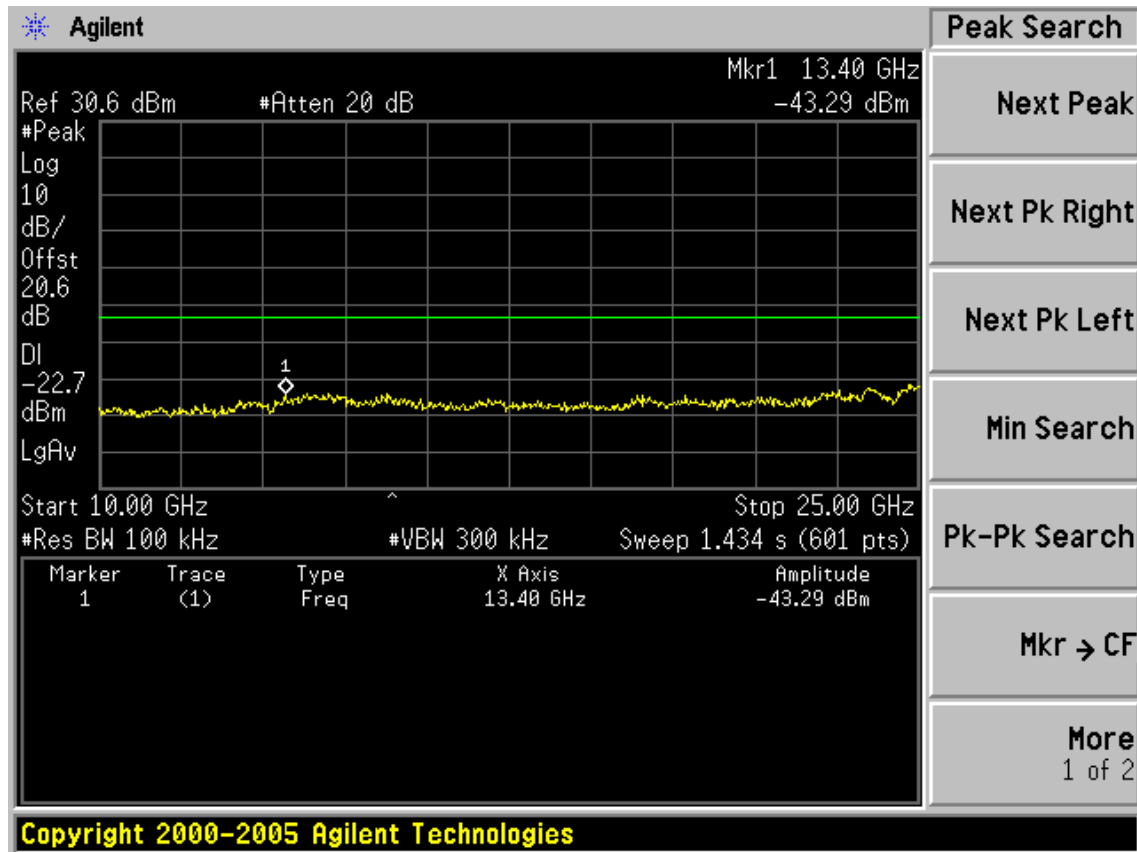
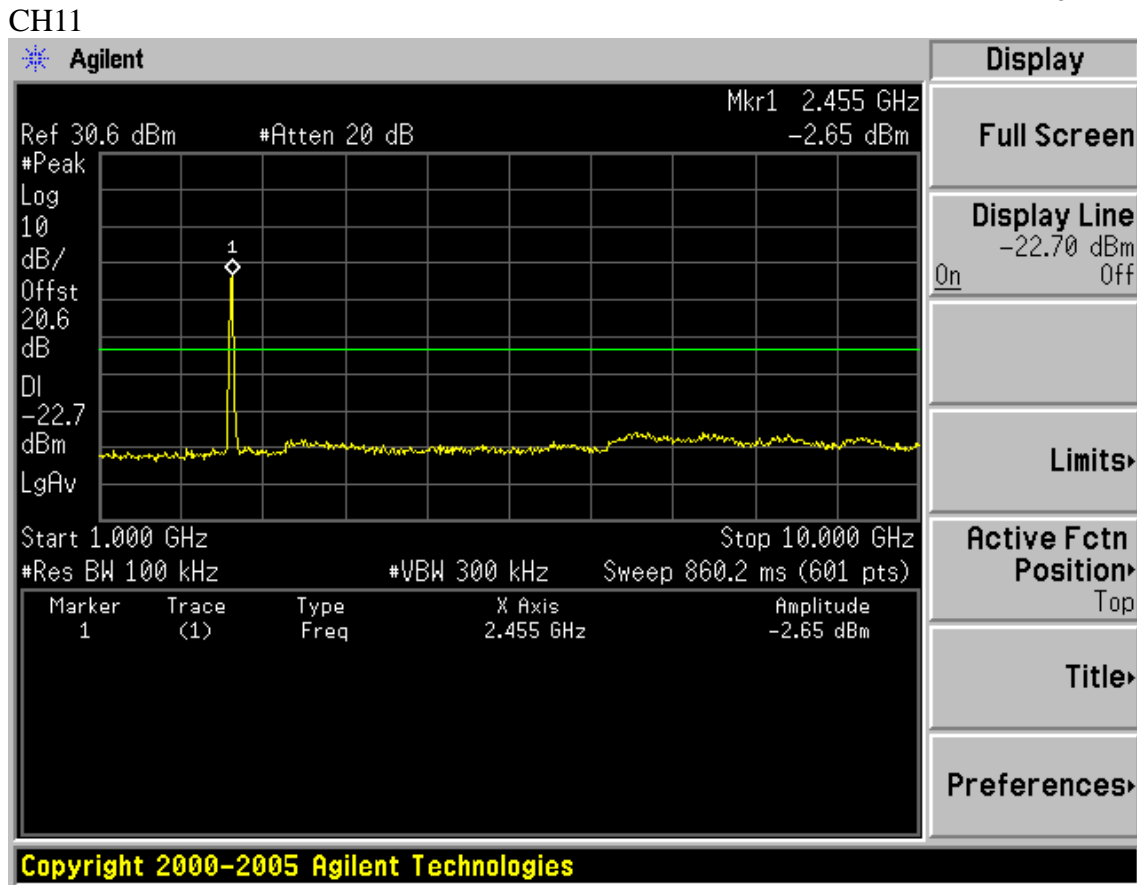




CH6







Agilent

Ref 30.6 dBm #Atten 20 dB Mkr1 571.6 MHz -50.25 dBm

#Peak

Log

10

dB/

Offst 20.6 dB

DI -22.7 dBm

LgAv

Start 30.0 MHz Stop 1.000 0 GHz

#Res BW 100 kHz #VBW 300 kHz Sweep 92.72 ms (601 pts)

| Marker | Trace | Type | X Axis | Amplitude |
|--------|-------|------|-----------|------------|
| 1 | (1) | Freq | 571.6 MHz | -50.25 dBm |

Peak Search

Next Peak

Next Pk Right

Next Pk Left

Min Search

Pk-Pk Search

Mkr → CF

More 1 of 2

Copyright 2000-2005 Agilent Technologies

Agilent

Ref 30.6 dBm #Atten 20 dB Mkr4 2.500 00 GHz -46.51 dBm

#Peak

Log

10

dB/

Offst 20.6 dB

DI -22.7 dBm

LgAv

Start 2.430 00 GHz Stop 2.505 00 GHz

#Res BW 100 kHz #VBW 300 kHz Sweep 7.2 ms (601 pts)

| Marker | Trace | Type | X Axis | Amplitude |
|--------|-------|------|--------------|------------|
| 1 | (1) | Freq | 2.463 25 GHz | -2.77 dBm |
| 2 | (1) | Freq | 2.483 50 GHz | -39.43 dBm |
| 3 | (1) | Freq | 2.485 75 GHz | -36.22 dBm |
| 4 | (1) | Freq | 2.500 00 GHz | -46.51 dBm |

Marker

Select Marker 1 2 3 4

Normal

Delta

Delta Pair (Tracking Ref) Ref ▲

Span Pair Span Center

Off

More 1 of 2

Copyright 2000-2005 Agilent Technologies

6. BAND EDGE COMPLIANCE TEST

6.1. Test Equipment

| Item | Equipment | Manufacturer | Model No. | Serial No. | Last Cal. | Cal. Interval |
|------|-------------------|--------------|-------------|------------|------------|---------------|
| 1. | Spectrum Analyzer | Agilent | E4446A | US44300459 | May.08,10 | 1 Year |
| 2. | Horn Antenna | EMCO | 3115 | 9607-4877 | Nov.25, 09 | 1.5 Year |
| 3. | Amplifier | Agilent | 8449B | 3008A02495 | May.08, 10 | 1 Year |
| 4. | RF Cable | Hubersuhner | SUCOFLEX102 | 28620/2 | May.08,10 | 1 Year |
| 5. | RF Cable | Hubersuhner | SUCOFLEX102 | 28618/2 | May.08,10 | 1 Year |
| 6. | RF Cable | Hubersuhner | SUCOFLEX102 | 28610/2 | May.08,10 | 1 Year |

6.2. Limit

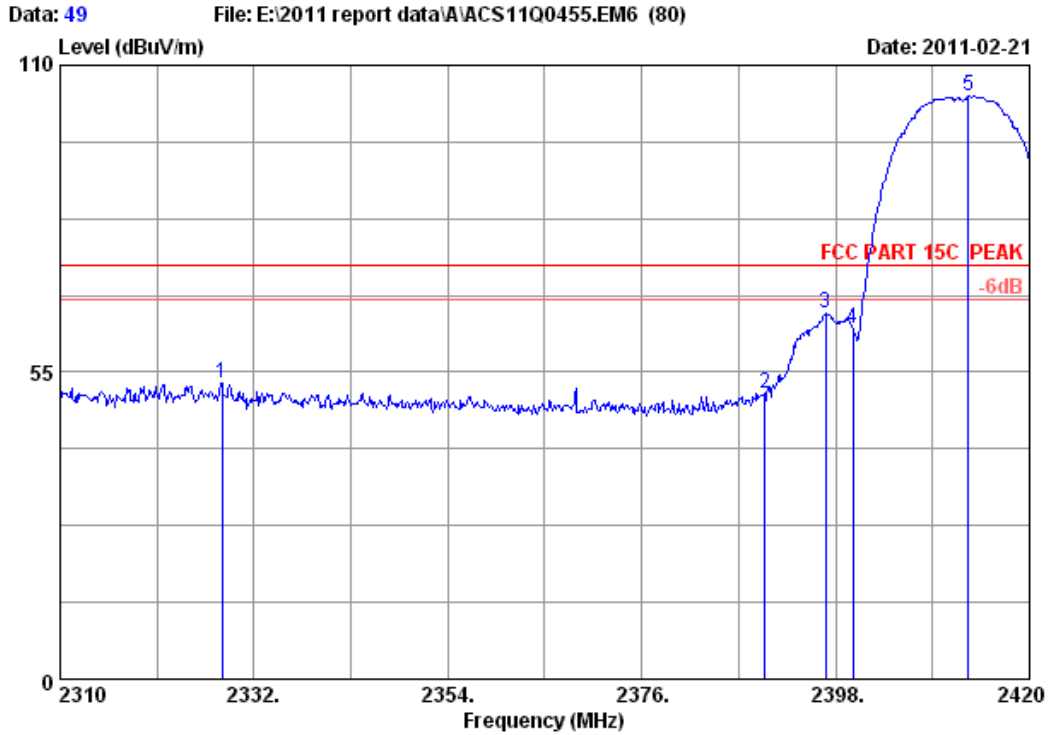
All the lower and upper band-edges emissions appearing within 2310MHz to 2390MHz and 2483.5MHz to 2500MHz restricted frequency bands shall not exceed the limits shown in 15.209, all the other emissions outside operation frequency band 2400MHz to 2483.5MHz shall be at least 20dB below the fundamental emissions, or comply with 15.209 limits.

6.3. Test Produce

1. The EUT is placed on a turntable, which is 0.8m above the ground plane and worked at highest radiated power.
2. The turntable was rotated for 360 degrees to determine the position of maximum emission level.
3. EUT is set 3m away from the receiving antenna, which is varied from 1m to 4m to find out the highest emission.
4. Set the spectrum analyzer in the following setting in order to capture the lower and upper band-edges of the emission:
 - (a) PEAK: RBW=1MHz; VBW=3MHz ;Sweep=AUTO
 - (b) AVERAGE: RBW=1MHz ;VBW=10Hz ; Sweep=AUTO

6.4. Test Results

Pass (The testing data was attached in the next pages.)

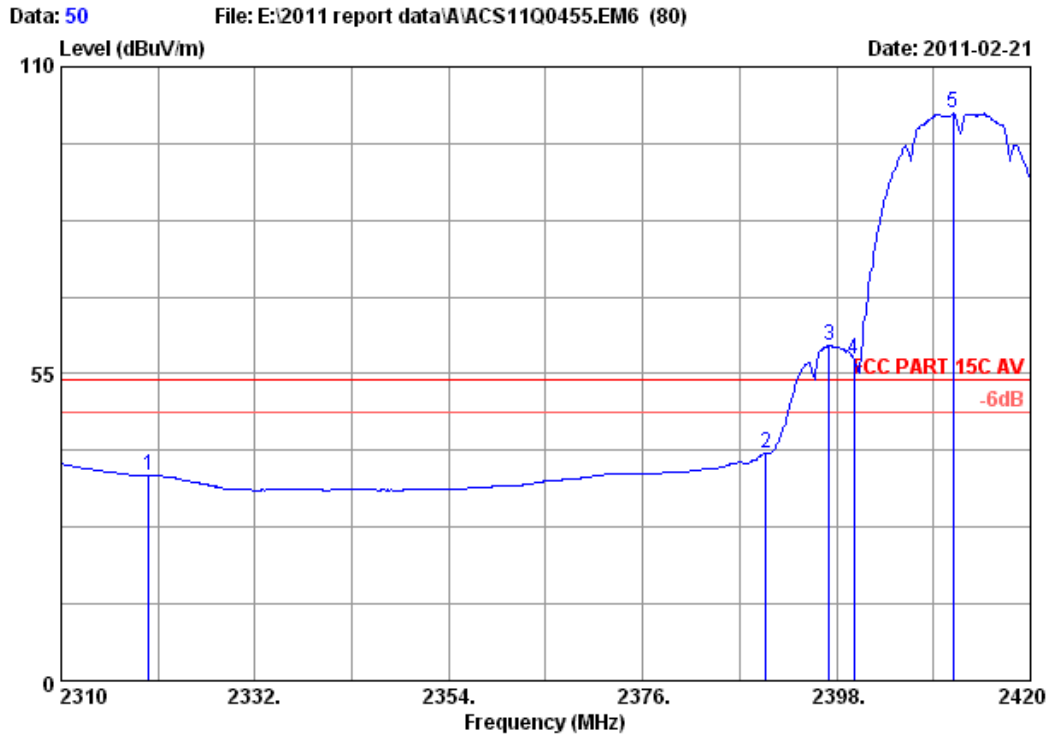


Site no. : 3m Chamber Data no. : 49
 Dis. / Ant. : 3m 3115(0905) Ant. pol. : HORIZONTAL
 Limit : FCC PART 15C PEAK
 Env. / Ins. : 23°C/54% Engineer : Paul Tian
 EUT : 150Mbps Wireless Lite N USB Adapter
 Power : DC 5V From PC input AC 120V/60Hz
 Test mode : IEEE802.11b CH1 2412MHz
 M/N : WD650-BD-N

| | Ant. Factor (dB/m) | Cable loss (dB) | Amp. Factor (dB) | Reading (dBuV) | Emission Level (dBuV/m) | Limits (dBuV/m) | Margin (dB) | Remark |
|---|--------------------|-----------------|------------------|----------------|-------------------------|-----------------|-------------|--------|
| 1 | 28.36 | 7.61 | 36.06 | 53.07 | 52.98 | 74.00 | 21.02 | Peak |
| 2 | 28.46 | 7.66 | 36.09 | 51.06 | 51.09 | 74.00 | 22.91 | Peak |
| 3 | 28.46 | 7.66 | 36.09 | 65.43 | 65.46 | 74.00 | 8.54 | Peak |
| 4 | 28.46 | 7.66 | 36.09 | 62.79 | 62.82 | 74.00 | 11.18 | Peak |
| 5 | 28.48 | 7.66 | 35.95 | 104.32 | 104.51 | 74.00 | -30.51 | Peak |

Remarks:

1. Emission Level= Antenna Factor + Cable Loss -Amp Factor + Reading.
2. The emission levels that are 20dB below the official limit are not reported.

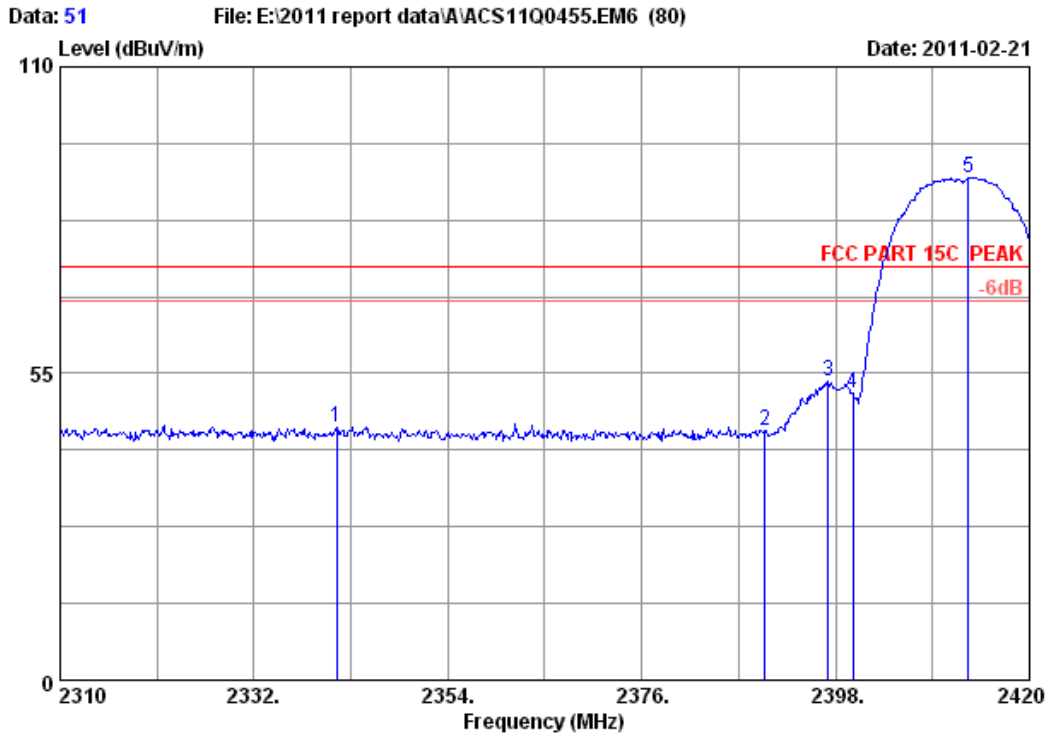


Site no. : 3m Chamber Data no. : 50
 Dis. / Ant. : 3m 3115(0905) Ant. pol. : HORIZONTAL
 Limit : FCC PART 15C AV
 Env. / Ins. : 23°C/54% Engineer : Paul Tian
 EUT : 150Mbps Wireless Lite N USB Adapter
 Power : DC 5V From PC input AC 120V/60Hz
 Test mode : IEEE802.11b CH1 2412MHz
 M/N : WD650-BD-N

| | Ant. | Cable | Amp. | Emission | | | | | |
|-------|----------|-------|--------|----------|----------|----------|--------|--------|---------|
| Freq. | Factor | loss | Factor | Reading | Level | Limits | Margin | Remark | |
| (MHz) | (dB/m) | (dB) | (dB) | (dBuV) | (dBuV/m) | (dBuV/m) | (dB) | | |
| 1 | 2319.900 | 28.36 | 7.55 | 36.06 | 37.07 | 36.92 | 54.00 | 17.08 | Average |
| 2 | 2390.000 | 28.46 | 7.66 | 36.09 | 40.65 | 40.68 | 54.00 | 13.32 | Average |
| 3 | 2397.120 | 28.46 | 7.66 | 36.09 | 60.05 | 60.08 | 54.00 | -6.08 | Average |
| 4 | 2400.000 | 28.46 | 7.66 | 36.09 | 57.71 | 57.74 | 54.00 | -3.74 | Average |
| 5 | 2411.200 | 28.48 | 7.66 | 35.95 | 101.42 | 101.61 | 54.00 | -47.61 | Average |

Remarks:

1. Emission Level= Antenna Factor + Cable Loss -Amp Factor + Reading.
2. The emission levels that are 20dB below the official limit are not reported.

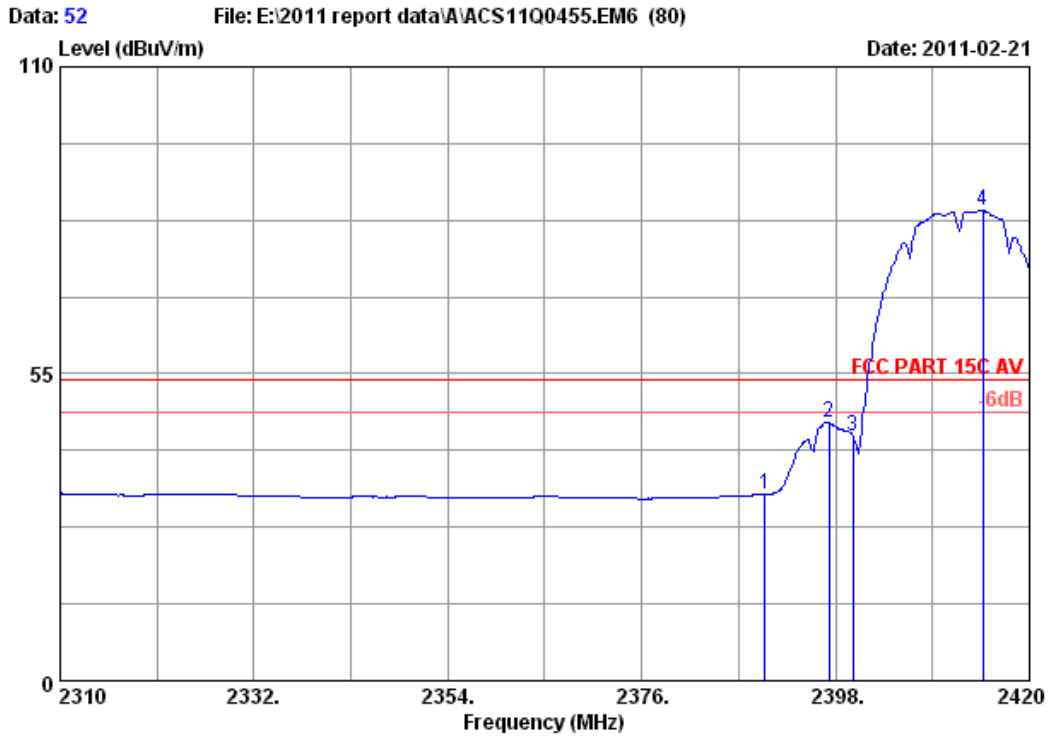


Site no. : 3m Chamber Data no. : 51
 Dis. / Ant. : 3m 3115(0905) Ant. pol. : VERTICAL
 Limit : FCC PART 15C PEAK
 Env. / Ins. : 23°C/54% Engineer : Paul Tian
 EUT : 150Mbps Wireless Lite N USB Adapter
 Power : DC 5V From PC input AC 120V/60Hz
 Test mode : IEEE802.11b CH1 2412MHz
 M/N : WD650-BD-N

| | Ant. Freq. (MHz) | Factor (dB/m) | Cable loss (dB) | Amp. Factor (dB) | Reading (dBuV) | Emission Level (dBuV/m) | Limits (dBuV/m) | Margin (dB) | Remark |
|---|------------------|---------------|-----------------|------------------|----------------|-------------------------|-----------------|-------------|--------|
| 1 | 2341.350 | 28.38 | 7.61 | 35.99 | 45.42 | 45.42 | 74.00 | 28.58 | Peak |
| 2 | 2390.000 | 28.46 | 7.66 | 36.09 | 44.84 | 44.87 | 74.00 | 29.13 | Peak |
| 3 | 2397.120 | 28.46 | 7.66 | 36.09 | 53.64 | 53.67 | 74.00 | 20.33 | Peak |
| 4 | 2400.000 | 28.46 | 7.66 | 36.09 | 51.51 | 51.54 | 74.00 | 22.46 | Peak |
| 5 | 2413.070 | 28.48 | 7.66 | 35.95 | 90.00 | 90.19 | 74.00 | -16.19 | Peak |

Remarks:

1. Emission Level= Antenna Factor + Cable Loss -Amp Factor + Reading.
2. The emission levels that are 20dB below the official limit are not reported.

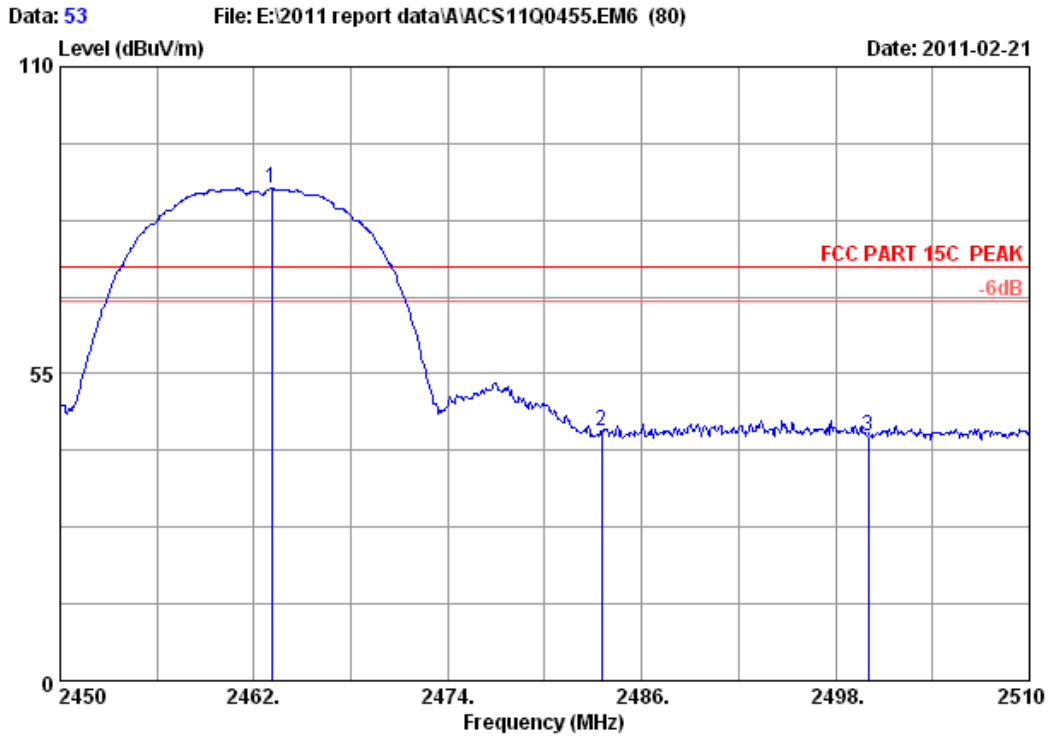


Site no. : 3m Chamber Data no. : 52
 Dis. / Ant. : 3m 3115(0905) Ant. pol. : VERTICAL
 Limit : FCC PART 15C AV
 Env. / Ins. : 23°C/54% Engineer : Paul Tian
 EUT : 150Mbps Wireless Lite N USB Adapter
 Power : DC 5V From PC input AC 120V/60Hz
 Test mode : IEEE802.11b CH1 2412MHz
 M/N : WD650-BD-N

| | Ant. | Cable | Amp. | Emission | | | | | |
|-------|----------|-------|--------|----------|----------|----------|--------|--------|---------|
| Freq. | Factor | loss | Factor | Reading | Level | Limits | Margin | Remark | |
| (MHz) | (dB/m) | (dB) | (dB) | (dBuV) | (dBuV/m) | (dBuV/m) | (dB) | | |
| 1 | 2390.000 | 28.46 | 7.66 | 36.09 | 33.41 | 33.44 | 54.00 | 20.56 | Average |
| 2 | 2397.230 | 28.46 | 7.66 | 36.09 | 46.23 | 46.26 | 54.00 | 7.74 | Average |
| 3 | 2400.000 | 28.46 | 7.66 | 36.09 | 43.73 | 43.76 | 54.00 | 10.24 | Average |
| 4 | 2414.720 | 28.48 | 7.66 | 35.95 | 84.15 | 84.34 | 54.00 | -30.34 | Average |

Remarks:

1. Emission Level= Antenna Factor + Cable Loss -Amp Factor + Reading.
2. The emission levels that are 20dB below the official limit are not reported.

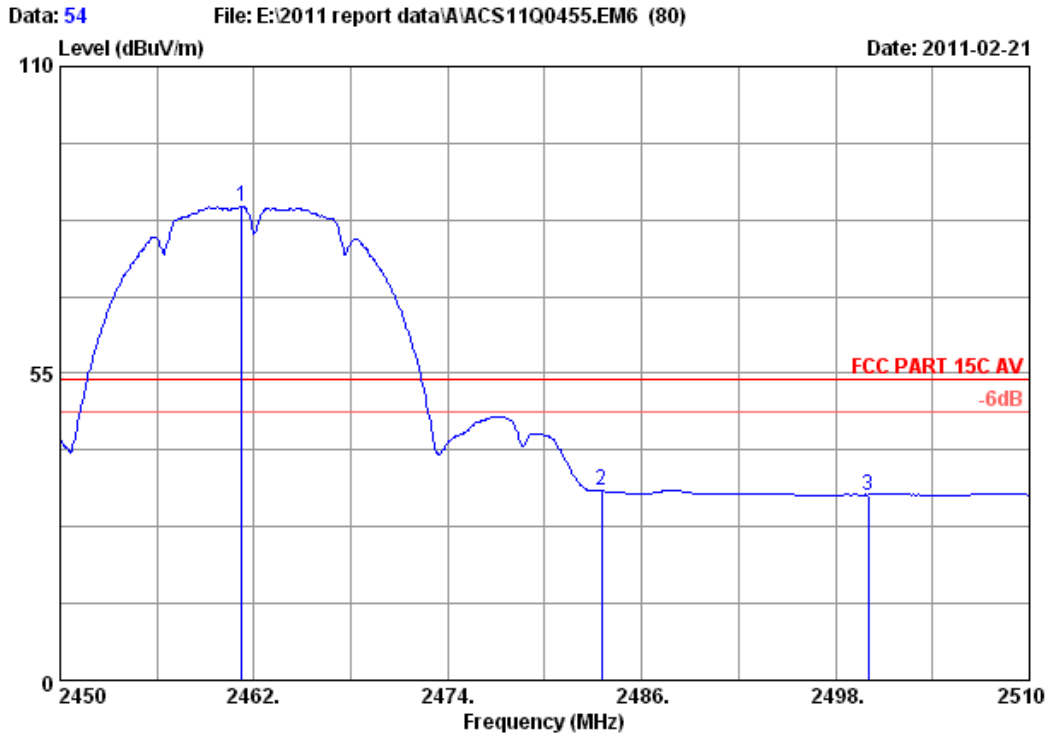


Site no. : 3m Chamber Data no. : 53
 Dis. / Ant. : 3m 3115(0905) Ant. pol. : VERTICAL
 Limit : FCC PART 15C PEAK
 Env. / Ins. : 23°C/54% Engineer : Paul Tian
 EUT : 150Mbps Wireless Lite N USB Adapter
 Power : DC 5V From PC input AC 120V/60Hz
 Test mode : IEEE802.11b CH11 2462MHz
 M/N : WD650-BD-N

| | Ant. Freq. (MHz) | Factor (dB/m) | Cable loss (dB) | Amp. Factor (dB) | Reading (dBuV) | Emission Level (dBuV/m) | Limits (dBuV/m) | Margin (dB) | Remark |
|---|------------------|---------------|-----------------|------------------|----------------|-------------------------|-----------------|-------------|--------|
| 1 | 2463.080 | 28.55 | 7.72 | 36.02 | 87.92 | 88.17 | 74.00 | -14.17 | Peak |
| 2 | 2483.500 | 28.58 | 7.77 | 35.97 | 44.37 | 44.75 | 74.00 | 29.25 | Peak |
| 3 | 2500.000 | 28.60 | 7.77 | 36.00 | 43.53 | 43.90 | 74.00 | 30.10 | Peak |

Remarks:

1. Emission Level= Antenna Factor + Cable Loss -Amp Factor + Reading.
2. The emission levels that are 20dB below the official limit are not reported.

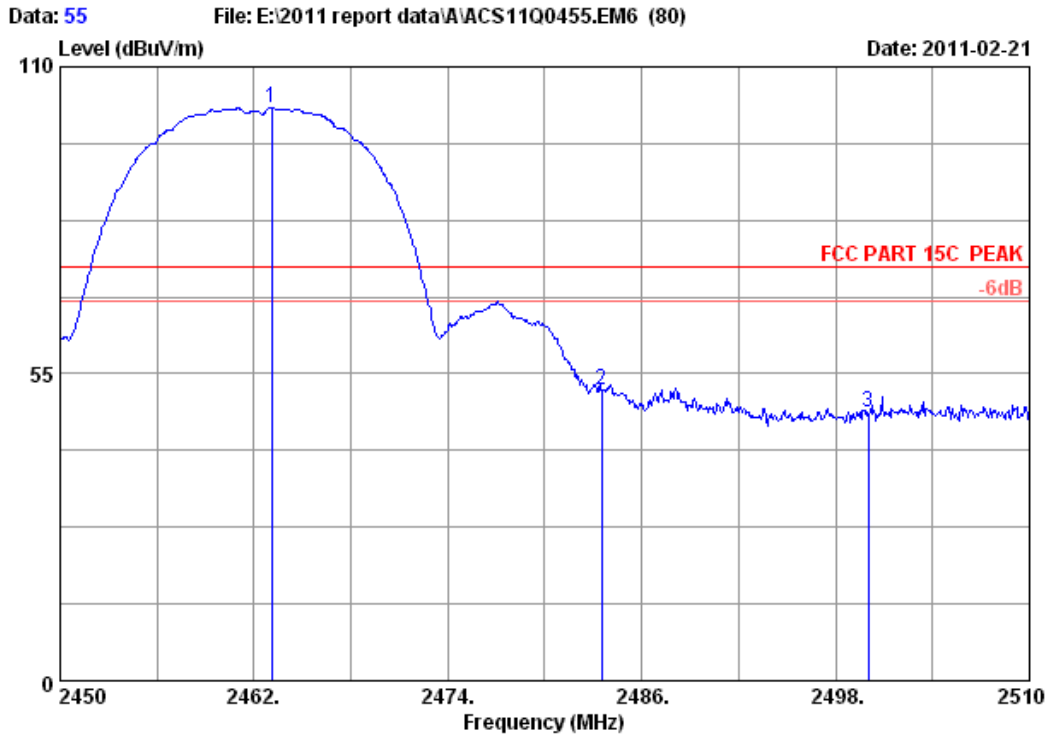


Site no. : 3m Chamber Data no. : 54
 Dis. / Ant. : 3m 3115(0905) Ant. pol. : VERTICAL
 Limit : FCC PART 15C AV
 Env. / Ins. : 23°C/54% Engineer : Paul Tian
 EUT : 150Mbps Wireless Lite N USB Adapter
 Power : DC 5V From PC input AC 120V/60Hz
 Test mode : IEEE802.11b CH11 2462MHz
 M/N : WD650-BD-N

| | Ant. Factor (MHz) | Cable loss (dB/m) | Amp. Factor (dB) | Reading (dBUV) | Emission Level (dBUV/m) | Limits (dBUV/m) | Margin (dB) | Remark |
|---|-------------------|-------------------|------------------|----------------|-------------------------|-----------------|--------------|---------|
| 1 | 2461.220 | 28.55 | 7.72 | 36.02 | 84.60 | 84.85 | 54.00 -30.85 | Average |
| 2 | 2483.500 | 28.58 | 7.77 | 35.97 | 33.52 | 33.90 | 54.00 20.10 | Average |
| 3 | 2500.000 | 28.60 | 7.77 | 36.00 | 32.87 | 33.24 | 54.00 20.76 | Average |

Remarks:

1. Emission Level= Antenna Factor + Cable Loss -Amp Factor + Reading.
2. The emission levels that are 20dB below the official limit are not reported.

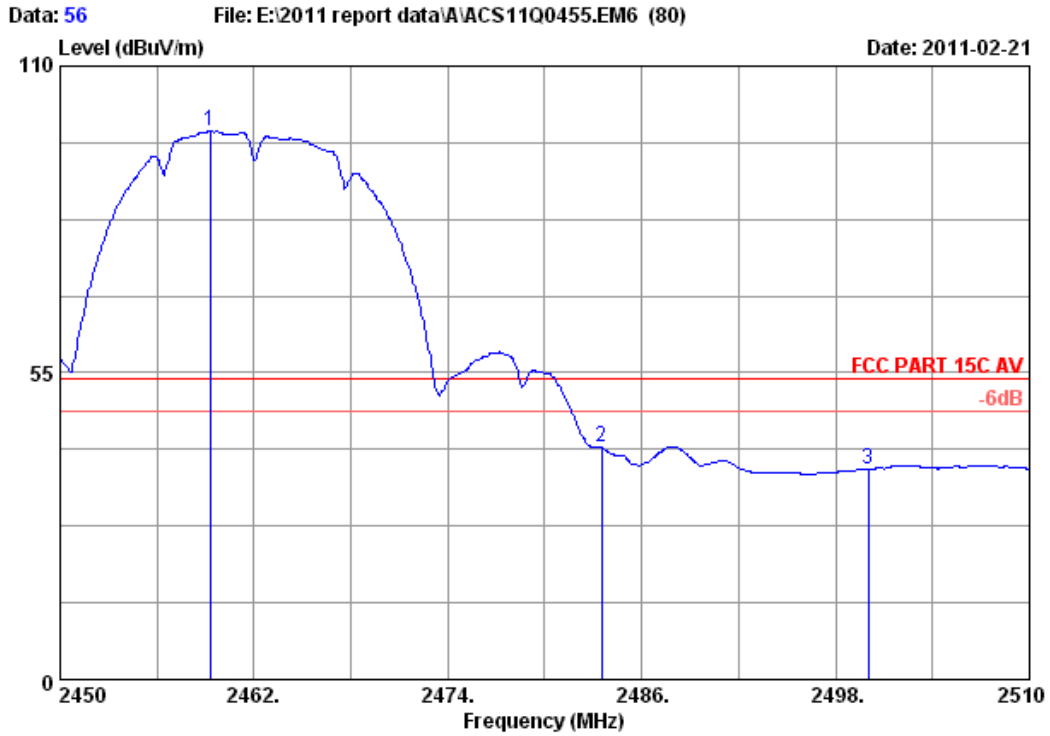


Site no. : 3m Chamber Data no. : 55
 Dis. / Ant. : 3m 3115(0905) Ant. pol. : HORIZONTAL
 Limit : FCC PART 15C PEAK
 Env. / Ins. : 23°C/54% Engineer : Paul Tian
 EUT : 150Mbps Wireless Lite N USB Adapter
 Power : DC 5V From PC input AC 120V/60Hz
 Test mode : IEEE802.11b CH11 2462MHz
 M/N : WD650-BD-N

| | Ant. Freq. (MHz) | Factor (dB/m) | Cable loss (dB) | Amp. Factor (dB) | Reading (dBuV) | Emission Level (dBuV/m) | Limits (dBuV/m) | Margin (dB) | Remark |
|---|------------------|---------------|-----------------|------------------|----------------|-------------------------|-----------------|-------------|--------|
| 1 | 2463.080 | 28.55 | 7.72 | 36.02 | 102.35 | 102.60 | 74.00 | -28.60 | Peak |
| 2 | 2483.500 | 28.58 | 7.77 | 35.97 | 51.69 | 52.07 | 74.00 | 21.93 | Peak |
| 3 | 2500.000 | 28.60 | 7.77 | 36.00 | 47.62 | 47.99 | 74.00 | 26.01 | Peak |

Remarks:

1. Emission Level= Antenna Factor + Cable Loss -Amp Factor + Reading.
2. The emission levels that are 20dB below the official limit are not reported.

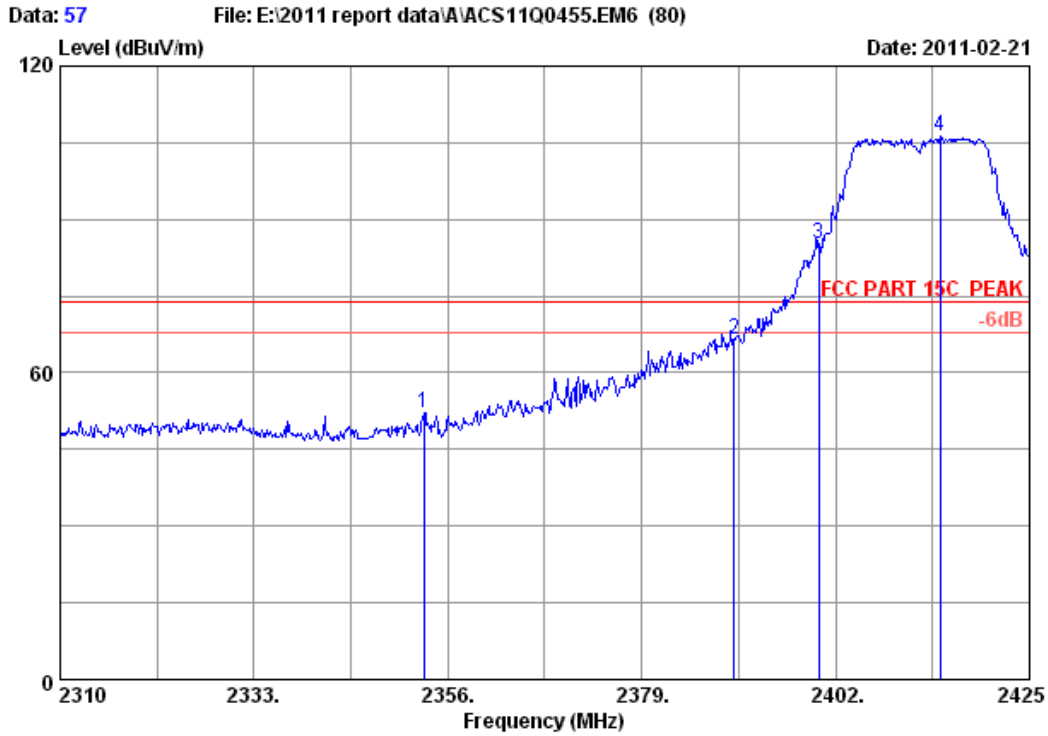


Site no. : 3m Chamber Data no. : 56
 Dis. / Ant. : 3m 3115(0905) Ant. pol. : HORIZONTAL
 Limit : FCC PART 15C AV
 Env. / Ins. : 23°C/54% Engineer : Paul Tian
 EUT : 150Mbps Wireless Lite N USB Adapter
 Power : DC 5V From PC input AC 120V/60Hz
 Test mode : IEEE802.11b CH11 2462MHz
 M/N : WD650-BD-N

| | Ant. Factor (dB/m) | Cable loss (dB) | Amp. Factor (dB) | Reading (dBuV) | Emission Level (dBuV/m) | Limits (dBuV/m) | Margin (dB) | Remark |
|---|--------------------|-----------------|------------------|----------------|-------------------------|-----------------|-------------|---------|
| 1 | 28.55 | 7.72 | 36.02 | 98.10 | 98.35 | 54.00 | -44.35 | Average |
| 2 | 28.58 | 7.77 | 35.97 | 41.33 | 41.71 | 54.00 | 12.29 | Average |
| 3 | 28.60 | 7.77 | 36.00 | 37.34 | 37.71 | 54.00 | 16.29 | Average |

Remarks:

1. Emission Level= Antenna Factor + Cable Loss -Amp Factor + Reading.
2. The emission levels that are 20dB below the official limit are not reported.

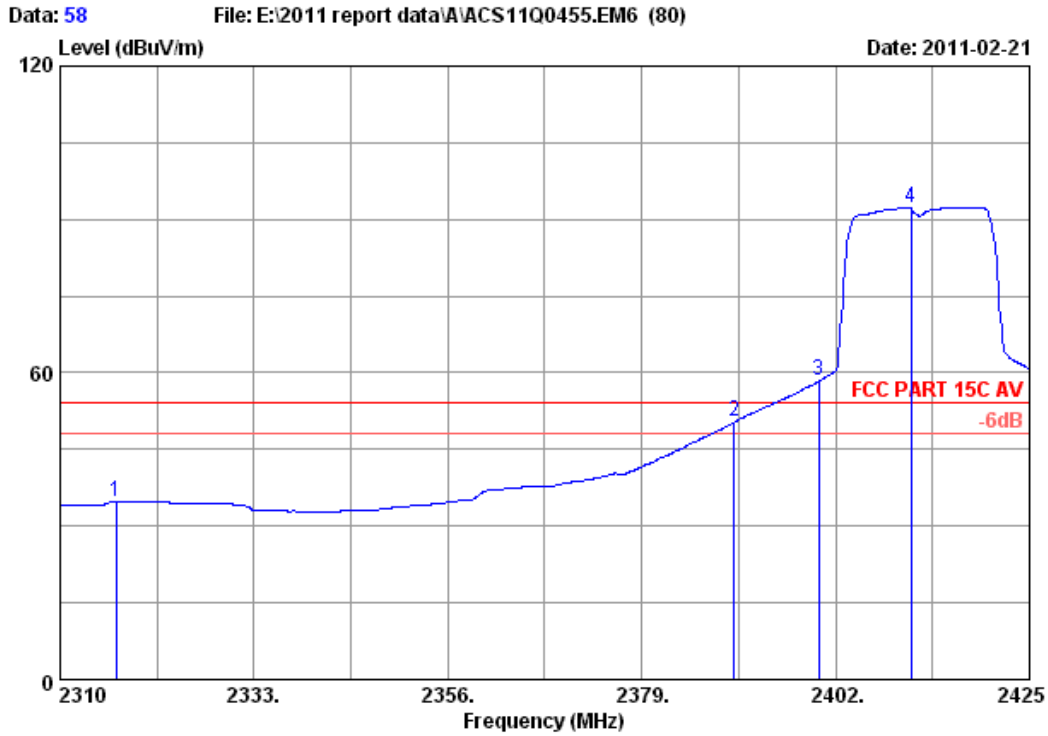


Site no. : 3m Chamber Data no. : 57
 Dis. / Ant. : 3m 3115(0905) Ant. pol. : HORIZONTAL
 Limit : FCC PART 15C PEAK
 Env. / Ins. : 23°C/54% Engineer : Paul Tian
 EUT : 150Mbps Wireless Lite N USB Adapter
 Power : DC 5V From PC input AC 120V/60Hz
 Test mode : IEEE802.11g CH1 2412MHz
 M/N : WD650-BD-N

| | Ant. Factor (dB/m) | Cable loss (dB) | Amp. Factor (dB) | Reading (dBuV) | Emission Level (dBuV/m) | Limits (dBuV/m) | Margin (dB) | Remark |
|---|--------------------|-----------------|------------------|----------------|-------------------------|-----------------|-------------|--------|
| 1 | 28.41 | 7.61 | 35.91 | 52.18 | 52.29 | 74.00 | 21.71 | Peak |
| 2 | 28.46 | 7.66 | 36.09 | 66.58 | 66.61 | 74.00 | 7.39 | Peak |
| 3 | 28.46 | 7.66 | 36.09 | 85.17 | 85.20 | 74.00 | -11.20 | Peak |
| 4 | 28.48 | 7.66 | 35.95 | 106.14 | 106.33 | 74.00 | -32.33 | Peak |

Remarks:

1. Emission Level= Antenna Factor + Cable Loss -Amp Factor + Reading.
2. The emission levels that are 20dB below the official limit are not reported.

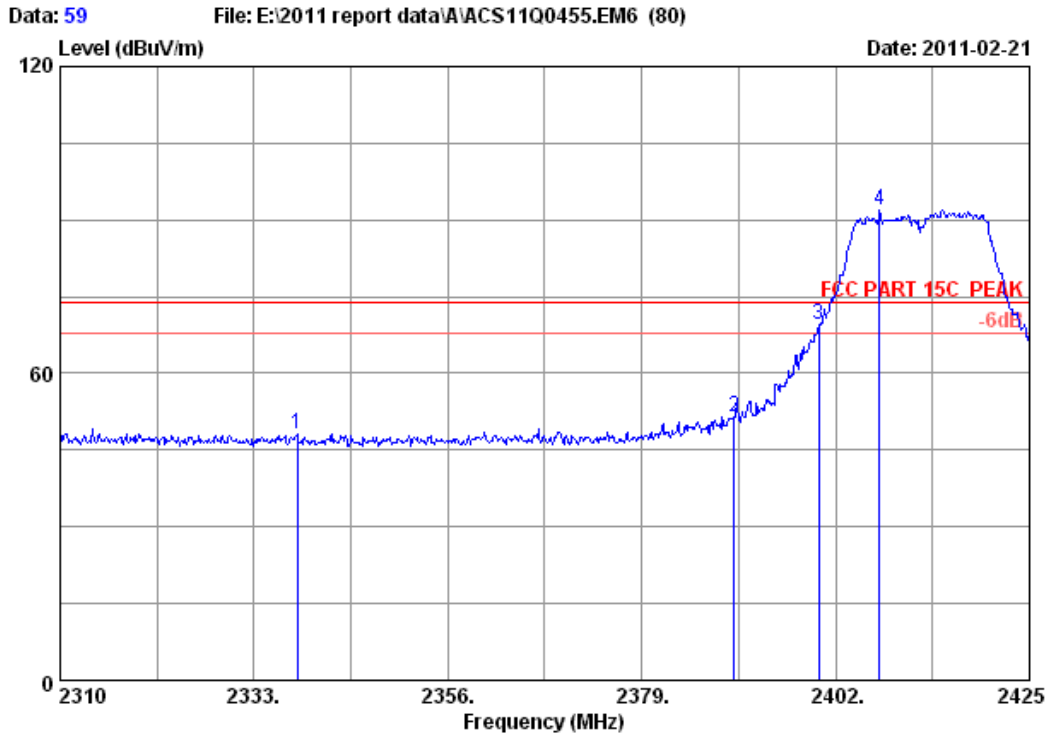


Site no. : 3m Chamber Data no. : 58
 Dis. / Ant. : 3m 3115(0905) Ant. pol. : HORIZONTAL
 Limit : FCC PART 15C AV
 Env. / Ins. : 23°C/54% Engineer : Paul Tian
 EUT : 150Mbps Wireless Lite N USB Adapter
 Power : DC 5V From PC input AC 120V/60Hz
 Test mode : IEEE802.11g CH1 2412MHz
 M/N : WD650-BD-N

| | Ant. Factor (dB/m) | Cable loss (dB) | Amp. Factor (dB) | Reading (dBuV) | Emission Level (dBuV/m) | Limits (dBuV/m) | Margin (dB) | Remark |
|---|--------------------|-----------------|------------------|----------------|-------------------------|-----------------|-------------|---------|
| 1 | 28.33 | 7.55 | 35.86 | 34.87 | 34.89 | 54.00 | 19.11 | Average |
| 2 | 28.46 | 7.66 | 36.09 | 50.45 | 50.48 | 54.00 | 3.52 | Average |
| 3 | 28.46 | 7.66 | 36.09 | 58.39 | 58.42 | 54.00 | -4.42 | Average |
| 4 | 28.48 | 7.66 | 35.95 | 92.20 | 92.39 | 54.00 | -38.39 | Average |

Remarks:

1. Emission Level= Antenna Factor + Cable Loss -Amp Factor + Reading.
2. The emission levels that are 20dB below the official limit are not reported.

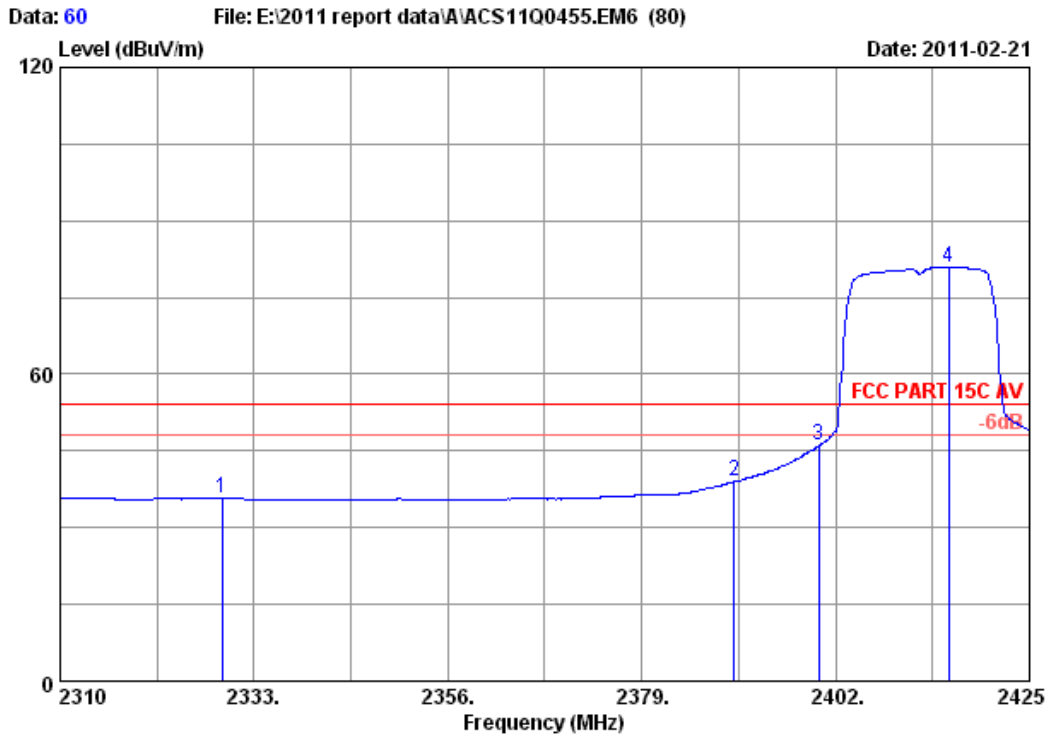


Site no. : 3m Chamber Data no. : 59
 Dis. / Ant. : 3m 3115(0905) Ant. pol. : VERTICAL
 Limit : FCC PART 15C PEAK
 Env. / Ins. : 23°C/54% Engineer : Paul Tian
 EUT : 150Mbps Wireless Lite N USB Adapter
 Power : DC 5V From PC input AC 120V/60Hz
 Test mode : IEEE802.11g CH1 2412MHz
 M/N : WD650-BD-N

| | Ant. Freq. (MHz) | Factor (dB/m) | Cable loss (dB) | Amp. Factor (dB) | Reading (dBuV) | Emission Level (dBuV/m) | Limits (dBuV/m) | Margin (dB) | Remark |
|---|------------------|---------------|-----------------|------------------|----------------|-------------------------|-----------------|-------------|--------|
| 1 | 2338.175 | 28.38 | 7.61 | 35.99 | 47.99 | 47.99 | 74.00 | 26.01 | Peak |
| 2 | 2390.000 | 28.46 | 7.66 | 36.09 | 51.49 | 51.52 | 74.00 | 22.48 | Peak |
| 3 | 2400.000 | 28.46 | 7.66 | 36.09 | 69.33 | 69.36 | 74.00 | 4.64 | Peak |
| 4 | 2407.175 | 28.48 | 7.66 | 35.95 | 91.80 | 91.99 | 74.00 | -17.99 | Peak |

Remarks:

1. Emission Level= Antenna Factor + Cable Loss -Amp Factor + Reading.
2. The emission levels that are 20dB below the official limit are not reported.

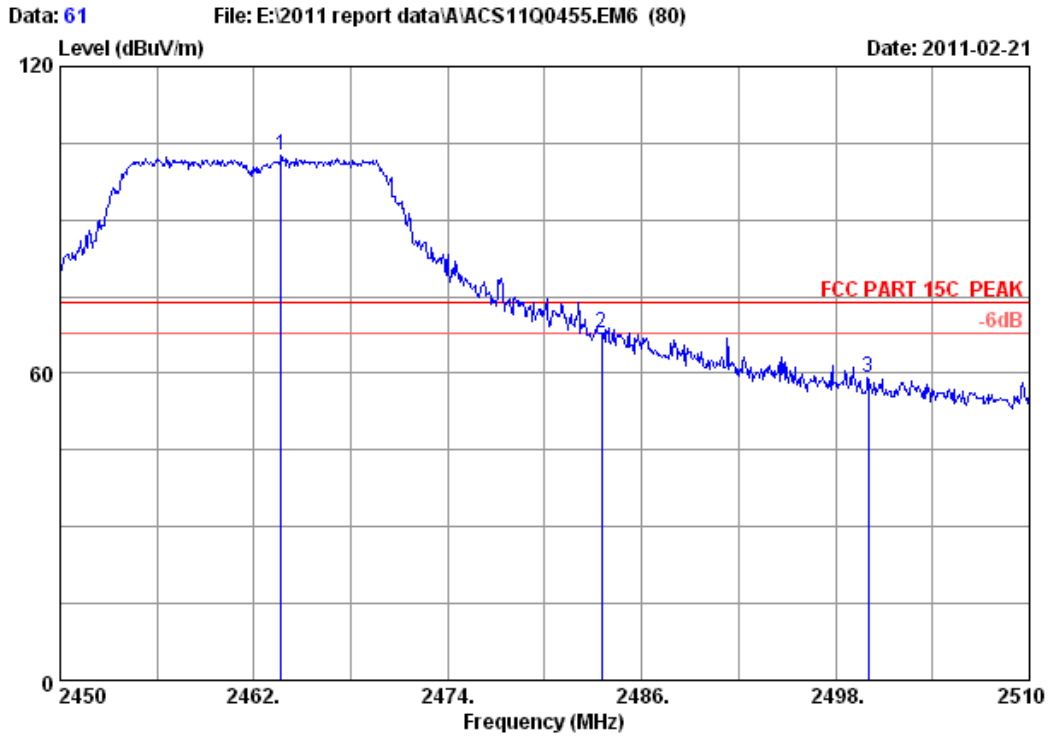


Site no. : 3m Chamber Data no. : 60
 Dis. / Ant. : 3m 3115(0905) Ant. pol. : VERTICAL
 Limit : FCC PART 15C AV
 Env. / Ins. : 23°C/54% Engineer : Paul Tian
 EUT : 150Mbps Wireless Lite N USB Adapter
 Power : DC 5V From PC input AC 120V/60Hz
 Test mode : IEEE802.11g CH1 2412MHz
 M/N : WD650-BD-N

| | Ant. Freq. (MHz) | Ant. Factor (dB/m) | Cable loss (dB) | Amp. Factor (dB) | Emission Reading (dBuV) | Emission Level (dBuV/m) | Limits (dBuV/m) | Margin (dB) | Remark |
|---|------------------|--------------------|-----------------|------------------|-------------------------|-------------------------|-----------------|-------------|---------|
| 1 | 2329.205 | 28.36 | 7.61 | 36.06 | 35.85 | 35.76 | 54.00 | 18.24 | Average |
| 2 | 2390.000 | 28.46 | 7.66 | 36.09 | 38.93 | 38.96 | 54.00 | 15.04 | Average |
| 3 | 2400.000 | 28.46 | 7.66 | 36.09 | 46.03 | 46.06 | 54.00 | 7.94 | Average |
| 4 | 2415.455 | 28.48 | 7.66 | 35.95 | 80.75 | 80.94 | 54.00 | -26.94 | Average |

Remarks:

1. Emission Level= Antenna Factor + Cable Loss -Amp Factor + Reading.
2. The emission levels that are 20dB below the official limit are not reported.

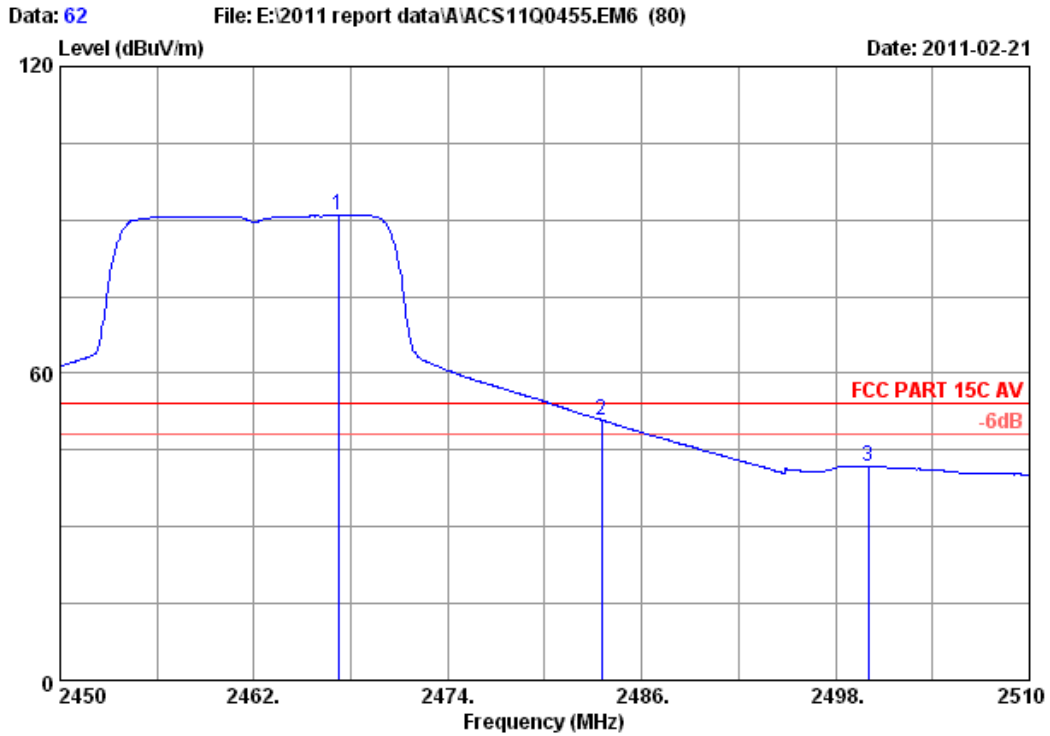


Site no. : 3m Chamber Data no. : 61
 Dis. / Ant. : 3m 3115(0905) Ant. pol. : HORIZONTAL
 Limit : FCC PART 15C PEAK
 Env. / Ins. : 23°C/54% Engineer : Paul Tian
 EUT : 150Mbps Wireless Lite N USB Adapter
 Power : DC 5V From PC input AC 120V/60Hz
 Test mode : IEEE802.11g CH11 2462MHz
 M/N : WD650-BD-N

| | Ant. Freq. (MHz) | Factor (dB/m) | Cable loss (dB) | Amp. Factor (dB) | Reading (dBuV) | Emission Level (dBuV/m) | Limits (dBuV/m) | Margin (dB) | Remark |
|---|------------------|---------------|-----------------|------------------|----------------|-------------------------|-----------------|-------------|--------|
| 1 | 2463.680 | 28.55 | 7.72 | 36.02 | 102.40 | 102.65 | 74.00 | -28.65 | Peak |
| 2 | 2483.500 | 28.58 | 7.77 | 35.97 | 67.34 | 67.72 | 74.00 | 6.28 | Peak |
| 3 | 2500.000 | 28.60 | 7.77 | 36.00 | 58.79 | 59.16 | 74.00 | 14.84 | Peak |

Remarks:

1. Emission Level= Antenna Factor + Cable Loss -Amp Factor + Reading.
2. The emission levels that are 20dB below the official limit are not reported.

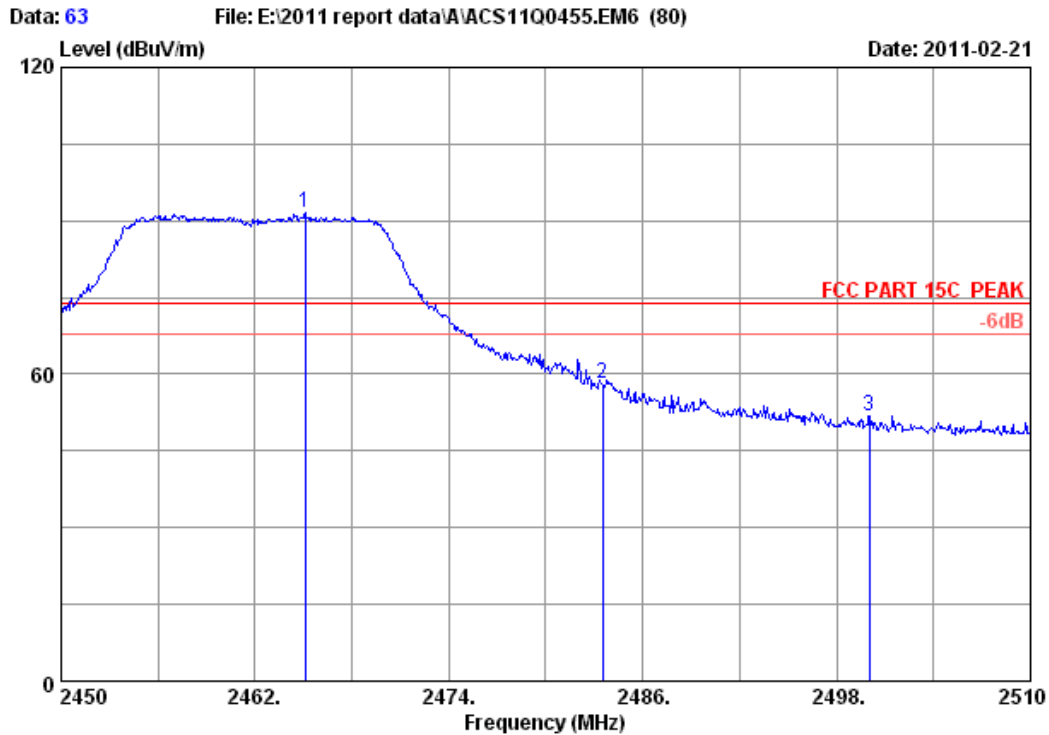


Site no. : 3m Chamber Data no. : 62
 Dis. / Ant. : 3m 3115(0905) Ant. pol. : HORIZONTAL
 Limit : FCC PART 15C AV
 Env. / Ins. : 23°C/54% Engineer : Paul Tian
 EUT : 150Mbps Wireless Lite N USB Adapter
 Power : DC 5V From PC input AC 120V/60Hz
 Test mode : IEEE802.11g CH11 2462MHz
 M/N : WD650-BD-N

| | Ant. Freq. (MHz) | Factor (dB/m) | Cable loss (dB) | Amp. Factor (dB) | Reading (dBuV) | Emission Level (dBuV/m) | Limits (dBuV/m) | Margin (dB) | Remark |
|---|------------------|---------------|-----------------|------------------|----------------|-------------------------|-----------------|-------------|---------|
| 1 | 2467.220 | 28.55 | 7.72 | 36.02 | 90.62 | 90.87 | 54.00 | -36.87 | Average |
| 2 | 2483.500 | 28.58 | 7.77 | 35.97 | 50.55 | 50.93 | 54.00 | 3.07 | Average |
| 3 | 2500.000 | 28.60 | 7.77 | 36.00 | 41.39 | 41.76 | 54.00 | 12.24 | Average |

Remarks:

1. Emission Level= Antenna Factor + Cable Loss -Amp Factor + Reading.
2. The emission levels that are 20dB below the official limit are not reported.

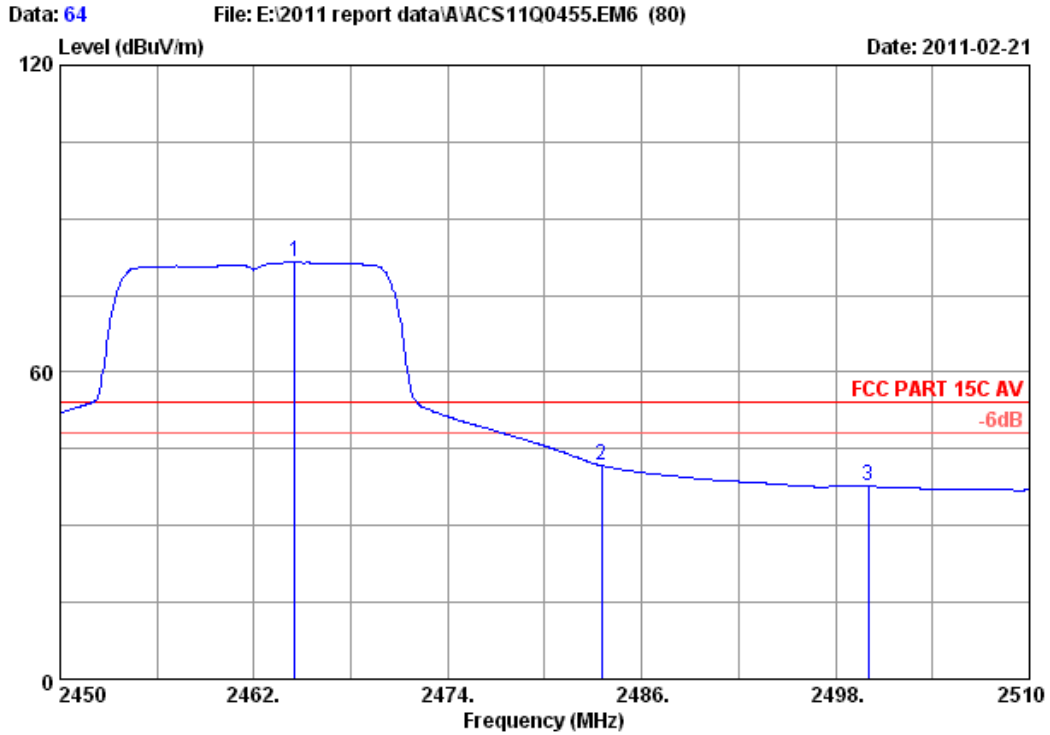


Site no. : 3m Chamber Data no. : 63
 Dis. / Ant. : 3m 3115(0905) Ant. pol. : VERTICAL
 Limit : FCC PART 15C PEAK
 Env. / Ins. : 23°C/54% Engineer : Paul Tian
 EUT : 150Mbps Wireless Lite N USB Adapter
 Power : DC 5V From PC input AC 120V/60Hz
 Test mode : IEEE802.11g CH11 2462MHz
 M/N : WD650-BD-N

| | Ant. Freq. (MHz) | Ant. Factor (dB/m) | Cable loss (dB) | Amp. Factor (dB) | Reading (dBuV) | Emission Level (dBuV/m) | Limits (dBuV/m) | Margin (dB) | Remark |
|---|------------------|--------------------|-----------------|------------------|----------------|-------------------------|-----------------|-------------|--------|
| 1 | 2465.120 | 28.55 | 7.72 | 36.02 | 91.33 | 91.58 | 74.00 | -17.58 | Peak |
| 2 | 2483.500 | 28.58 | 7.77 | 35.97 | 57.74 | 58.12 | 74.00 | 15.88 | Peak |
| 3 | 2500.000 | 28.60 | 7.77 | 36.00 | 51.52 | 51.89 | 74.00 | 22.11 | Peak |

Remarks:

1. Emission Level= Antenna Factor + Cable Loss -Amp Factor + Reading.
2. The emission levels that are 20dB below the official limit are not reported.

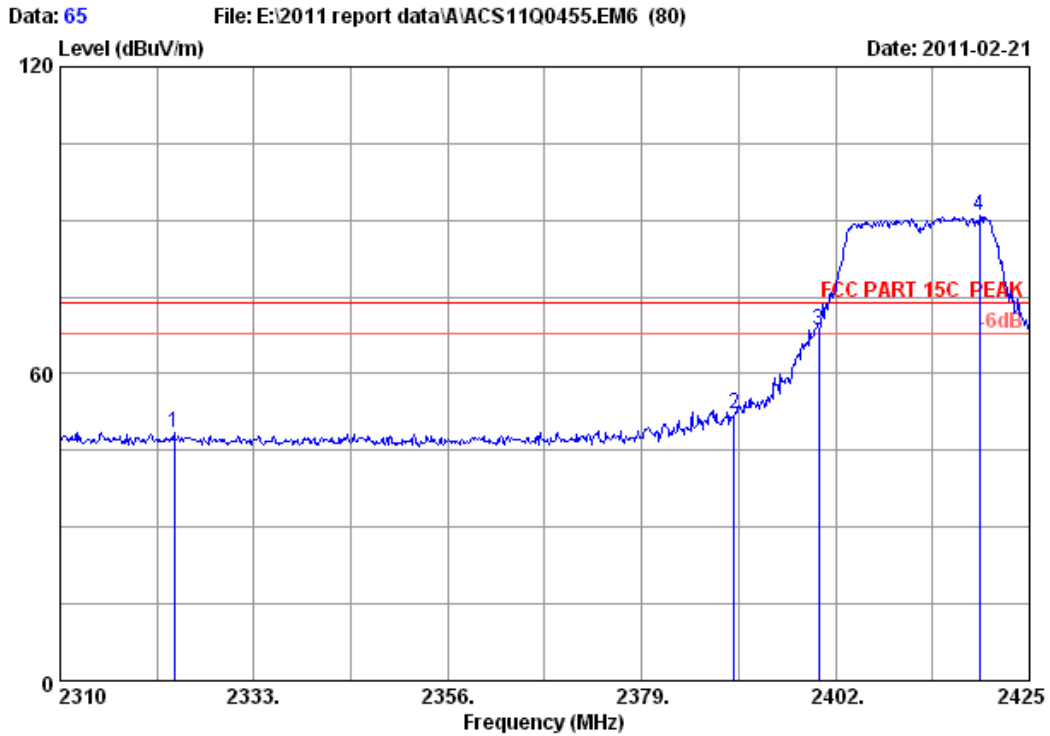


Site no. : 3m Chamber Data no. : 64
 Dis. / Ant. : 3m 3115(0905) Ant. pol. : VERTICAL
 Limit : FCC PART 15C AV
 Env. / Ins. : 23°C/54% Engineer : Paul Tian
 EUT : 150Mbps Wireless Lite N USB Adapter
 Power : DC 5V From PC input AC 120V/60Hz
 Test mode : IEEE802.11g CH11 2462MHz
 M/N : WD650-BD-N

| | Ant. Freq. (MHz) | Factor (dB/m) | Cable loss (dB) | Amp. Factor (dB) | Reading (dBuV) | Emission Level (dBuV/m) | Limits (dBuV/m) | Margin (dB) | Remark |
|---|------------------|---------------|-----------------|------------------|----------------|-------------------------|-----------------|-------------|---------|
| 1 | 2464.520 | 28.55 | 7.72 | 36.02 | 81.20 | 81.45 | 54.00 | -27.45 | Average |
| 2 | 2483.500 | 28.58 | 7.77 | 35.97 | 41.34 | 41.72 | 54.00 | 12.28 | Average |
| 3 | 2500.000 | 28.60 | 7.77 | 36.00 | 37.30 | 37.67 | 54.00 | 16.33 | Average |

Remarks:

1. Emission Level= Antenna Factor + Cable Loss -Amp Factor + Reading.
2. The emission levels that are 20dB below the official limit are not reported.

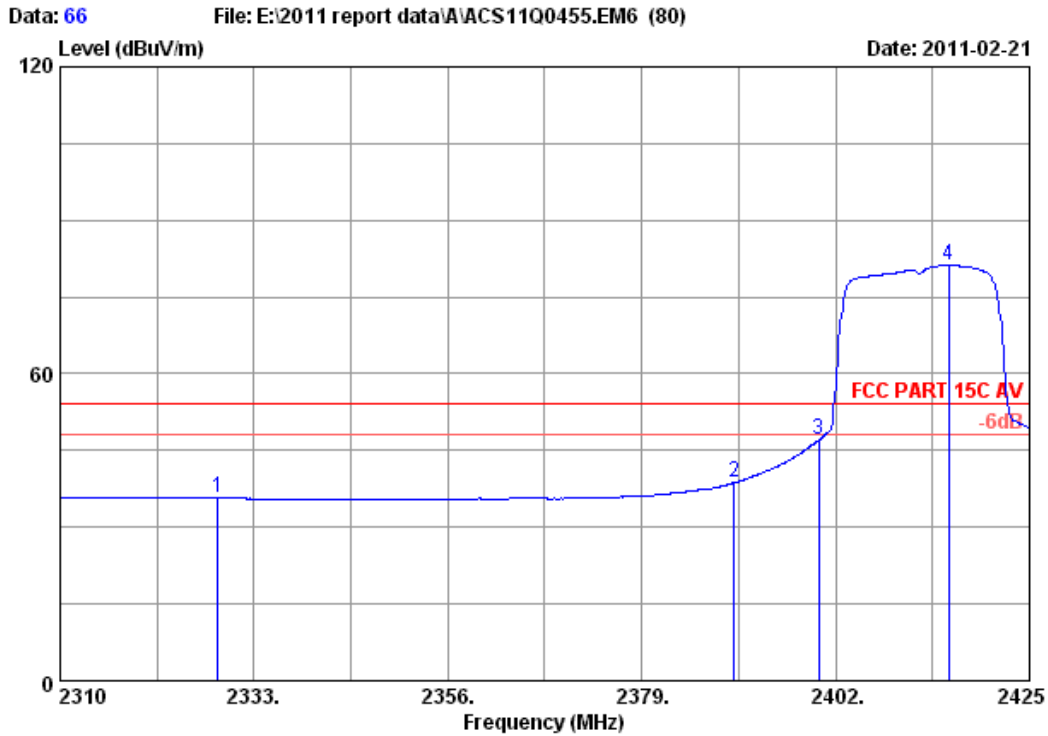


Site no. : 3m Chamber Data no. : 65
 Dis. / Ant. : 3m 3115(0905) Ant. pol. : VERTICAL
 Limit : FCC PART 15C PEAK
 Env. / Ins. : 23°C/54% Engineer : Paul Tian
 EUT : 150Mbps Wireless Lite N USB Adapter
 Power : DC 5V From PC input AC 120V/60Hz
 Test mode : IEEE802.11n HT20 CH1 2412MHz
 M/N : WD650-BD-N

| | Ant. Factor (dB/m) | Cable loss (dB) | Amp. Factor (dB) | Reading (dBuV) | Emission Level (dBuV/m) | Limits (dBuV/m) | Margin (dB) | Remark |
|---|--------------------|-----------------|------------------|----------------|-------------------------|-----------------|-------------|--------|
| 1 | 28.36 | 7.55 | 36.06 | 48.75 | 48.60 | 74.00 | 25.40 | Peak |
| 2 | 28.46 | 7.66 | 36.09 | 52.06 | 52.09 | 74.00 | 21.91 | Peak |
| 3 | 28.46 | 7.66 | 36.09 | 68.61 | 68.64 | 74.00 | 5.36 | Peak |
| 4 | 28.48 | 7.66 | 35.95 | 90.60 | 90.79 | 74.00 | -16.79 | Peak |

Remarks:

1. Emission Level= Antenna Factor + Cable Loss -Amp Factor + Reading.
2. The emission levels that are 20dB below the official limit are not reported.

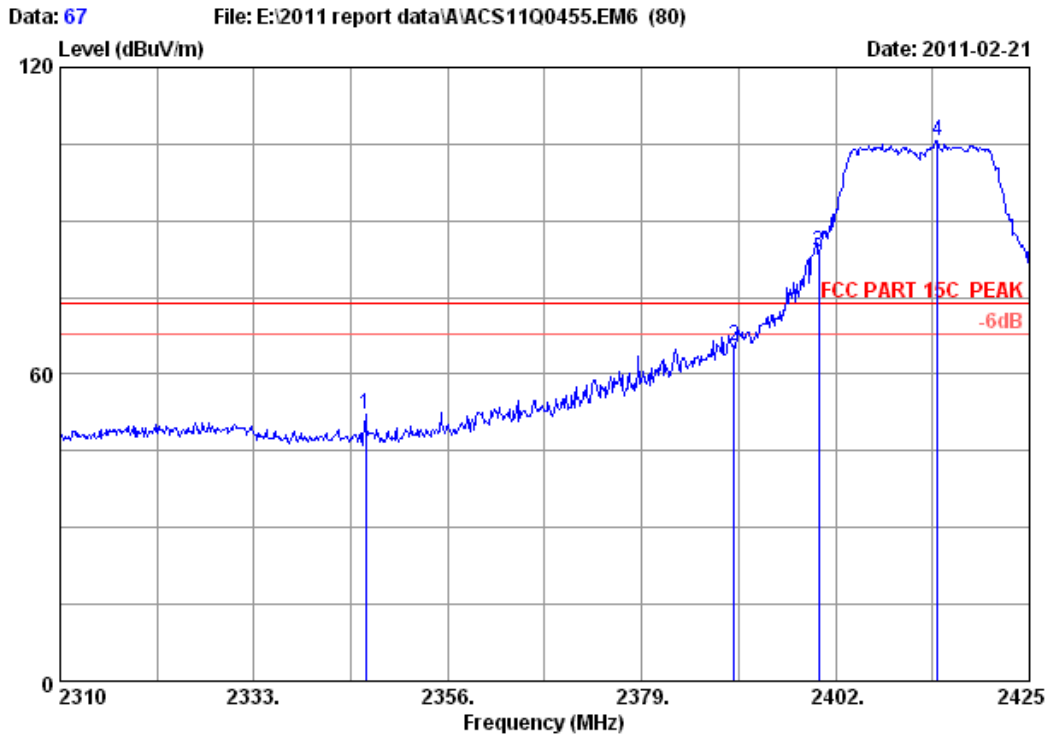


Site no. : 3m Chamber Data no. : 66
 Dis. / Ant. : 3m 3115(0905) Ant. pol. : VERTICAL
 Limit : FCC PART 15C AV
 Env. / Ins. : 23°C/54% Engineer : Paul Tian
 EUT : 150Mbps Wireless Lite N USB Adapter
 Power : DC 5V From PC input AC 120V/60Hz
 Test mode : IEEE802.11n HT20 CH1 2412MHz
 M/N : WD650-BD-N

| | Ant. Freq. (MHz) | Ant. Factor (dB/m) | Cable loss (dB) | Amp. Factor (dB) | Reading (dBuV) | Emission Level (dBuV/m) | Limits (dBuV/m) | Margin (dB) | Remark |
|---|------------------|--------------------|-----------------|------------------|----------------|-------------------------|-----------------|-------------|---------|
| 1 | 2328.745 | 28.36 | 7.61 | 36.06 | 35.77 | 35.68 | 54.00 | 18.32 | Average |
| 2 | 2390.000 | 28.46 | 7.66 | 36.09 | 38.69 | 38.72 | 54.00 | 15.28 | Average |
| 3 | 2400.000 | 28.46 | 7.66 | 36.09 | 47.13 | 47.16 | 54.00 | 6.84 | Average |
| 4 | 2415.455 | 28.48 | 7.66 | 35.95 | 81.05 | 81.24 | 54.00 | -27.24 | Average |

Remarks:

1. Emission Level= Antenna Factor + Cable Loss -Amp Factor + Reading.
2. The emission levels that are 20dB below the official limit are not reported.

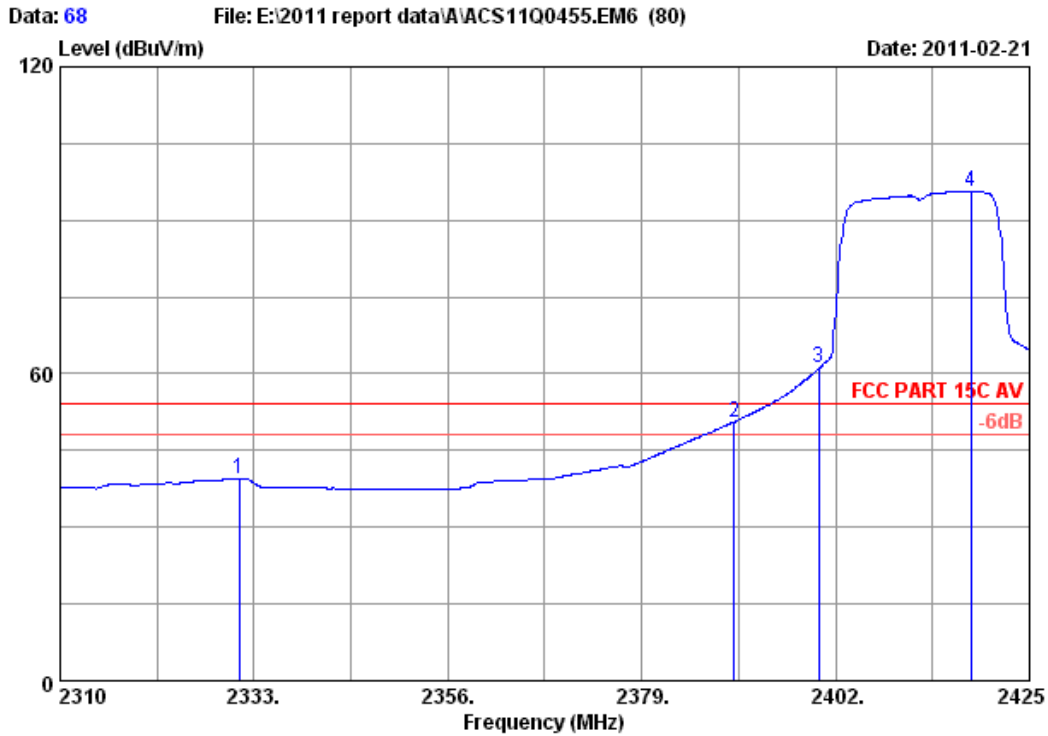


Site no. : 3m Chamber Data no. : 67
 Dis. / Ant. : 3m 3115(0905) Ant. pol. : HORIZONTAL
 Limit : FCC PART 15C PEAK
 Env. / Ins. : 23°C/54% Engineer : Paul Tian
 EUT : 150Mbps Wireless Lite N USB Adapter
 Power : DC 5V From PC input AC 120V/60Hz
 Test mode : IEEE802.11n HT20 CH1 2412MHz
 M/N : WD650-BD-N

| | Ant. Freq. (MHz) | Ant. Factor (dB/m) | Cable loss (dB) | Amp. Factor (dB) | Emission Reading (dBuV) | Emission Level (dBuV/m) | Limits (dBuV/m) | Margin (dB) | Remark |
|---|------------------|--------------------|-----------------|------------------|-------------------------|-------------------------|-----------------|-------------|--------|
| 1 | 2346.225 | 28.38 | 7.61 | 35.99 | 52.19 | 52.19 | 74.00 | 21.81 | Peak |
| 2 | 2390.000 | 28.46 | 7.66 | 36.09 | 65.33 | 65.36 | 74.00 | 8.64 | Peak |
| 3 | 2400.000 | 28.46 | 7.66 | 36.09 | 83.72 | 83.75 | 74.00 | -9.75 | Peak |
| 4 | 2414.075 | 28.48 | 7.66 | 35.95 | 105.41 | 105.60 | 74.00 | -31.60 | Peak |

Remarks:

1. Emission Level= Antenna Factor + Cable Loss -Amp Factor + Reading.
2. The emission levels that are 20dB below the official limit are not reported.

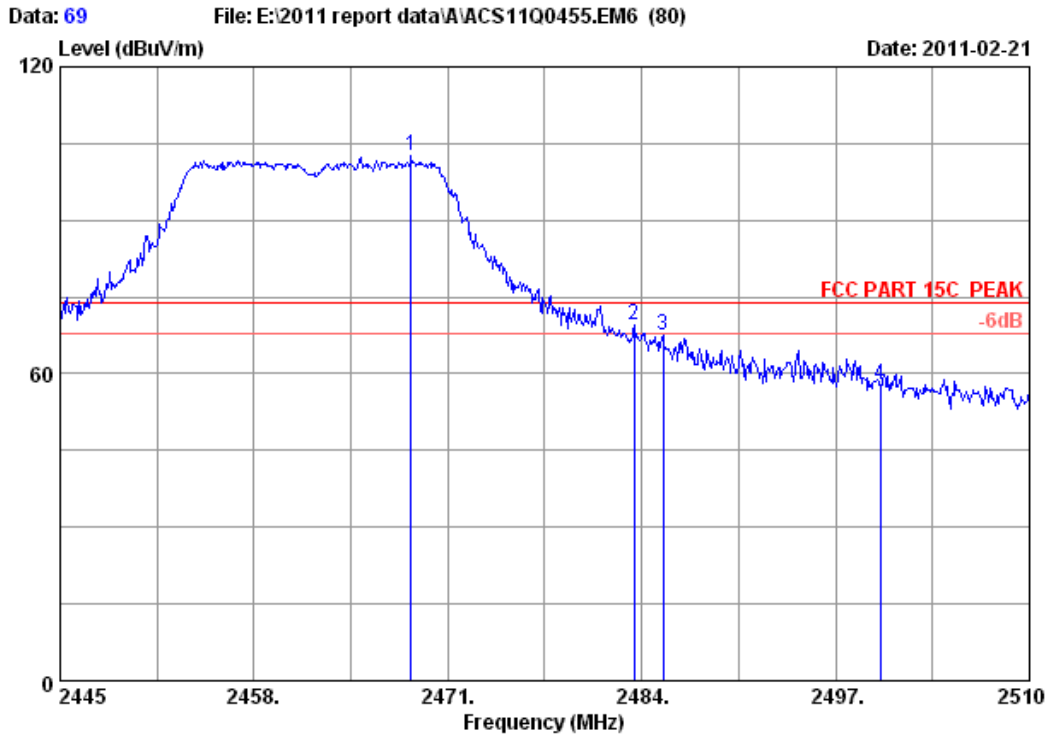


Site no. : 3m Chamber Data no. : 68
 Dis. / Ant. : 3m 3115(0905) Ant. pol. : HORIZONTAL
 Limit : FCC PART 15C AV
 Env. / Ins. : 23°C/54% Engineer : Paul Tian
 EUT : 150Mbps Wireless Lite N USB Adapter
 Power : DC 5V From PC input AC 120V/60Hz
 Test mode : IEEE802.11n HT20 CH1 2412MHz
 M/N : WD650-BD-N

| | Ant. | Cable | Amp. | Emission | | | | | |
|-------|----------|-------|--------|----------|----------|----------|--------|--------|---------|
| Freq. | Factor | loss | Factor | Reading | Level | Limits | Margin | Remark | |
| (MHz) | (dB/m) | (dB) | (dB) | (dBuV) | (dBuV/m) | (dBuV/m) | (dB) | | |
| 1 | 2331.275 | 28.36 | 7.61 | 36.06 | 39.49 | 39.40 | 54.00 | 14.60 | Average |
| 2 | 2390.000 | 28.46 | 7.66 | 36.09 | 50.59 | 50.62 | 54.00 | 3.38 | Average |
| 3 | 2400.000 | 28.46 | 7.66 | 36.09 | 61.10 | 61.13 | 54.00 | -7.13 | Average |
| 4 | 2418.100 | 28.48 | 7.66 | 35.95 | 95.39 | 95.58 | 54.00 | -41.58 | Average |

Remarks:

1. Emission Level= Antenna Factor + Cable Loss -Amp Factor + Reading.
2. The emission levels that are 20dB below the official limit are not reported.

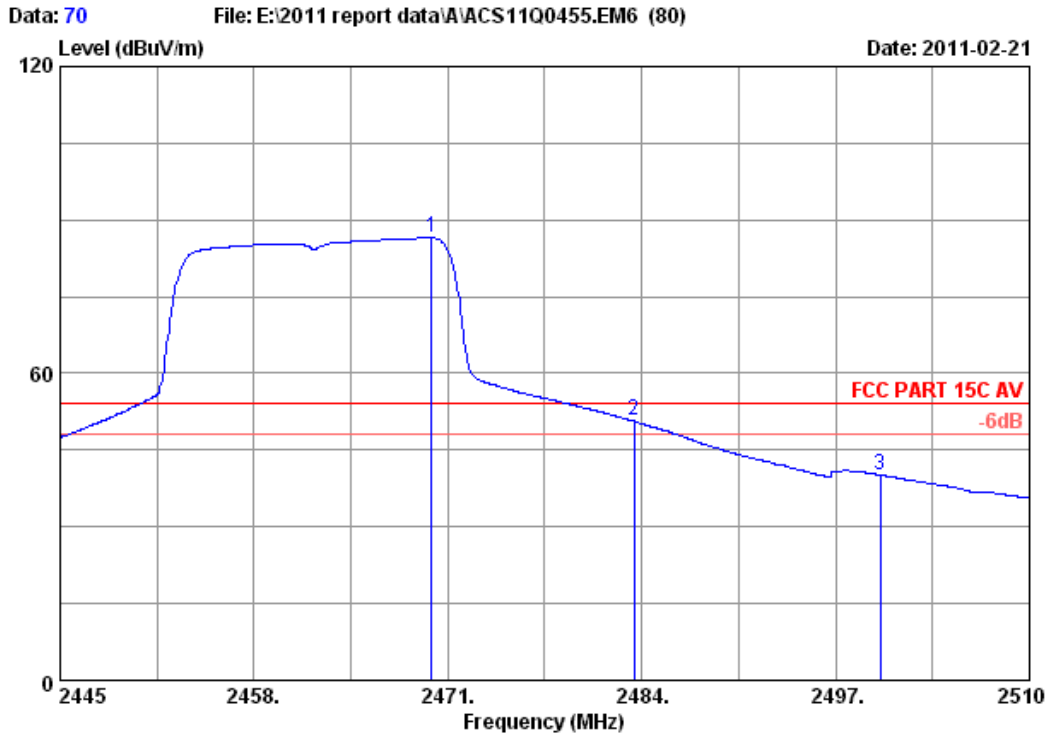


Site no. : 3m Chamber Data no. : 69
 Dis. / Ant. : 3m 3115(0905) Ant. pol. : HORIZONTAL
 Limit : FCC PART 15C PEAK
 Env. / Ins. : 23°C/54% Engineer : Paul Tian
 EUT : 150Mbps Wireless Lite N USB Adapter
 Power : DC 5V From PC input AC 120V/60Hz
 Test mode : IEEE802.11n HT20 CH11 2462MHz
 M/N : WD650-BD-N

| | Ant. Freq. (MHz) | Factor (dB/m) | Cable loss (dB) | Amp. Factor (dB) | Reading (dBuV) | Emission Level (dBuV/m) | Limits (dBuV/m) | Margin (dB) | Remark |
|---|------------------|---------------|-----------------|------------------|----------------|-------------------------|-----------------|-------------|--------|
| 1 | 2468.530 | 28.55 | 7.72 | 36.02 | 102.27 | 102.52 | 74.00 | -28.52 | Peak |
| 2 | 2483.500 | 28.58 | 7.77 | 35.97 | 69.20 | 69.58 | 74.00 | 4.42 | Peak |
| 3 | 2485.430 | 28.58 | 7.77 | 35.97 | 66.99 | 67.37 | 74.00 | 6.63 | Peak |
| 4 | 2500.000 | 28.60 | 7.77 | 36.00 | 57.37 | 57.74 | 74.00 | 16.26 | Peak |

Remarks:

1. Emission Level= Antenna Factor + Cable Loss -Amp Factor + Reading.
2. The emission levels that are 20dB below the official limit are not reported.

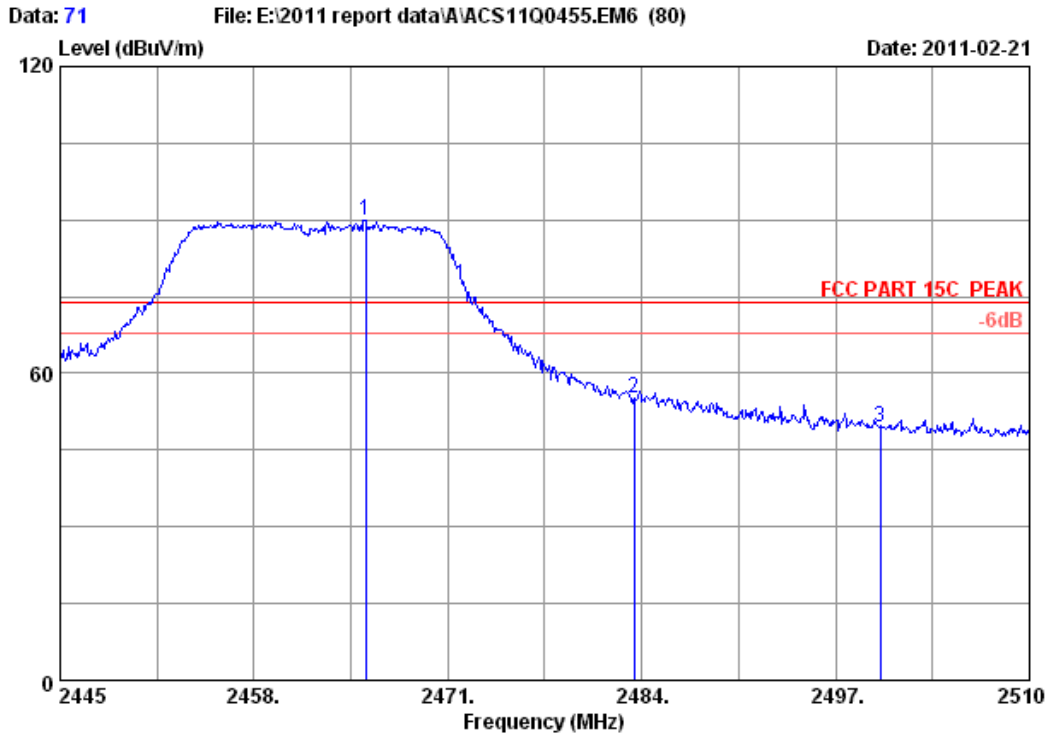


Site no. : 3m Chamber Data no. : 70
 Dis. / Ant. : 3m 3115(0905) Ant. pol. : HORIZONTAL
 Limit : FCC PART 15C AV
 Env. / Ins. : 23°C/54% Engineer : Paul Tian
 EUT : 150Mbps Wireless Lite N USB Adapter
 Power : DC 5V From PC input AC 120V/60Hz
 Test mode : IEEE802.11n HT20 CH11 2462MHz
 M/N : WD650-BD-N

| | Ant. Factor | Cable loss | Amp. Factor | Reading | Emission Level | Limits | Margin | Remark |
|---|-------------|------------|-------------|---------|----------------|----------|--------------|---------|
| | (MHz) | (dB/m) | (dB) | (dB) | (dBuV) | (dBuV/m) | (dB) | |
| 1 | 2469.895 | 28.55 | 7.72 | 36.02 | 86.23 | 86.48 | 54.00 -32.48 | Average |
| 2 | 2483.500 | 28.58 | 7.77 | 35.97 | 50.33 | 50.71 | 54.00 3.29 | Average |
| 3 | 2500.000 | 28.60 | 7.77 | 36.00 | 39.76 | 40.13 | 54.00 13.87 | Average |

Remarks:

1. Emission Level= Antenna Factor + Cable Loss -Amp Factor + Reading.
2. The emission levels that are 20dB below the official limit are not reported.

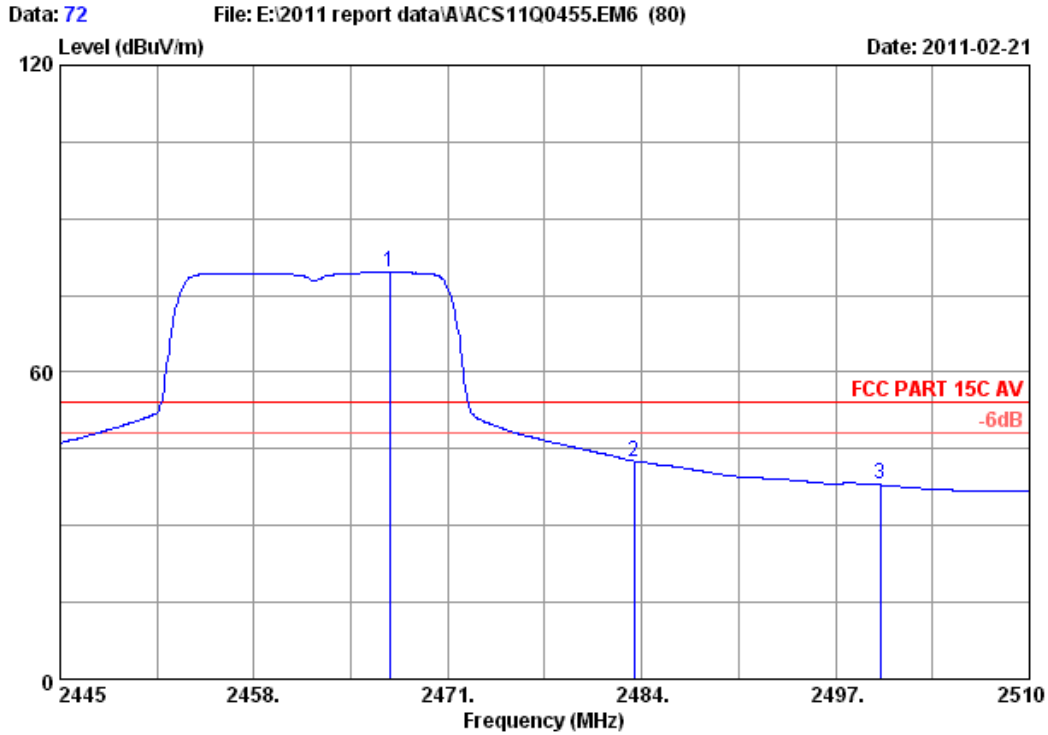


Site no. : 3m Chamber Data no. : 71
 Dis. / Ant. : 3m 3115(0905) Ant. pol. : VERTICAL
 Limit : FCC PART 15C PEAK
 Env. / Ins. : 23°C/54% Engineer : Paul Tian
 EUT : 150Mbps Wireless Lite N USB Adapter
 Power : DC 5V From PC input AC 120V/60Hz
 Test mode : IEEE802.11n HT20 CH11 2462MHz
 M/N : WD650-BD-N

| | Ant. Factor (MHz) | Cable loss (dB/m) | Amp. Factor (dB) | Reading (dBuV) | Emission Level (dBuV/m) | Limits (dBuV/m) | Margin (dB) | Remark | |
|---|-------------------|-------------------|------------------|----------------|-------------------------|-----------------|-------------|--------|------|
| 1 | 2465.475 | 28.55 | 7.72 | 36.02 | 89.72 | 89.97 | 74.00 | -15.97 | Peak |
| 2 | 2483.500 | 28.58 | 7.77 | 35.97 | 54.86 | 55.24 | 74.00 | 18.76 | Peak |
| 3 | 2500.000 | 28.60 | 7.77 | 36.00 | 49.19 | 49.56 | 74.00 | 24.44 | Peak |

Remarks:

1. Emission Level= Antenna Factor + Cable Loss -Amp Factor + Reading.
2. The emission levels that are 20dB below the official limit are not reported.

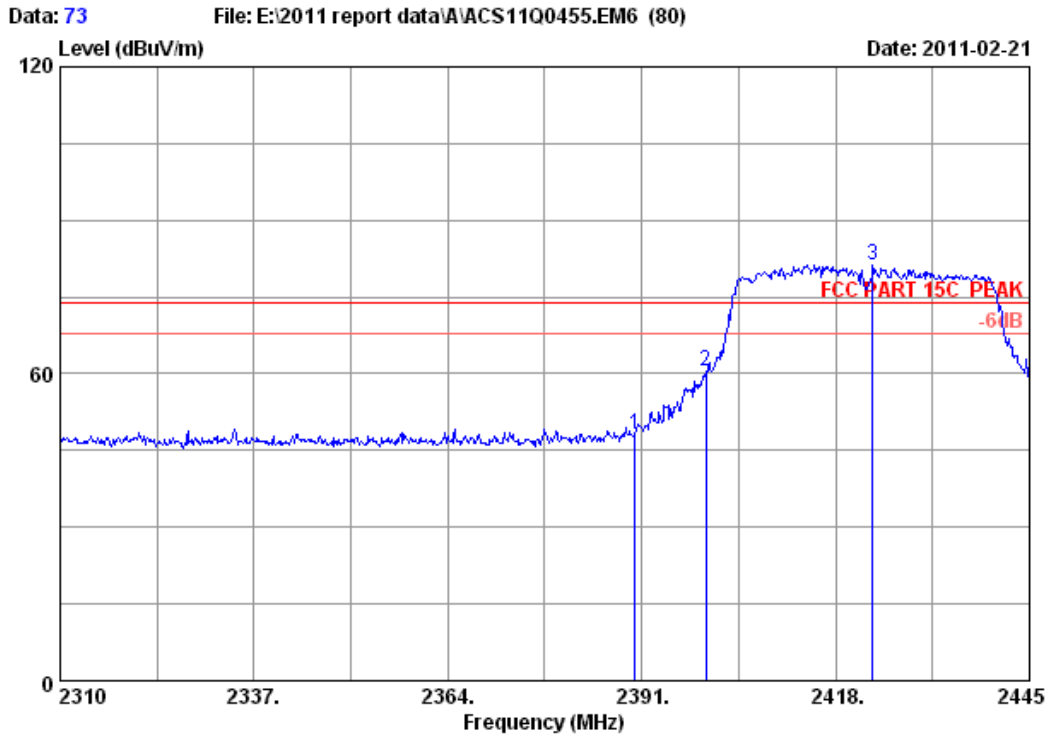


Site no. : 3m Chamber Data no. : 72
 Dis. / Ant. : 3m 3115(0905) Ant. pol. : VERTICAL
 Limit : FCC PART 15C AV
 Env. / Ins. : 23°C/54% Engineer : Paul Tian
 EUT : 150Mbps Wireless Lite N USB Adapter
 Power : DC 5V From PC input AC 120V/60Hz
 Test mode : IEEE802.11n HT20 CH11 2462MHz
 M/N : WD650-BD-N

| | Freq. | Ant. Factor | Cable loss | Amp. Factor | Reading | Emission Level | Limits | Margin | Remark |
|---|----------|-------------|------------|-------------|---------|----------------|----------|--------|---------|
| | (MHz) | (dB/m) | (dB) | (dB) | (dBuV) | (dBuV/m) | (dBuV/m) | (dB) | |
| 1 | 2467.100 | 28.55 | 7.72 | 36.02 | 79.28 | 79.53 | 54.00 | -25.53 | Average |
| 2 | 2483.500 | 28.58 | 7.77 | 35.97 | 42.21 | 42.59 | 54.00 | 11.41 | Average |
| 3 | 2500.000 | 28.60 | 7.77 | 36.00 | 37.57 | 37.94 | 54.00 | 16.06 | Average |

Remarks:

1. Emission Level= Antenna Factor + Cable Loss -Amp Factor + Reading.
2. The emission levels that are 20dB below the official limit are not reported.

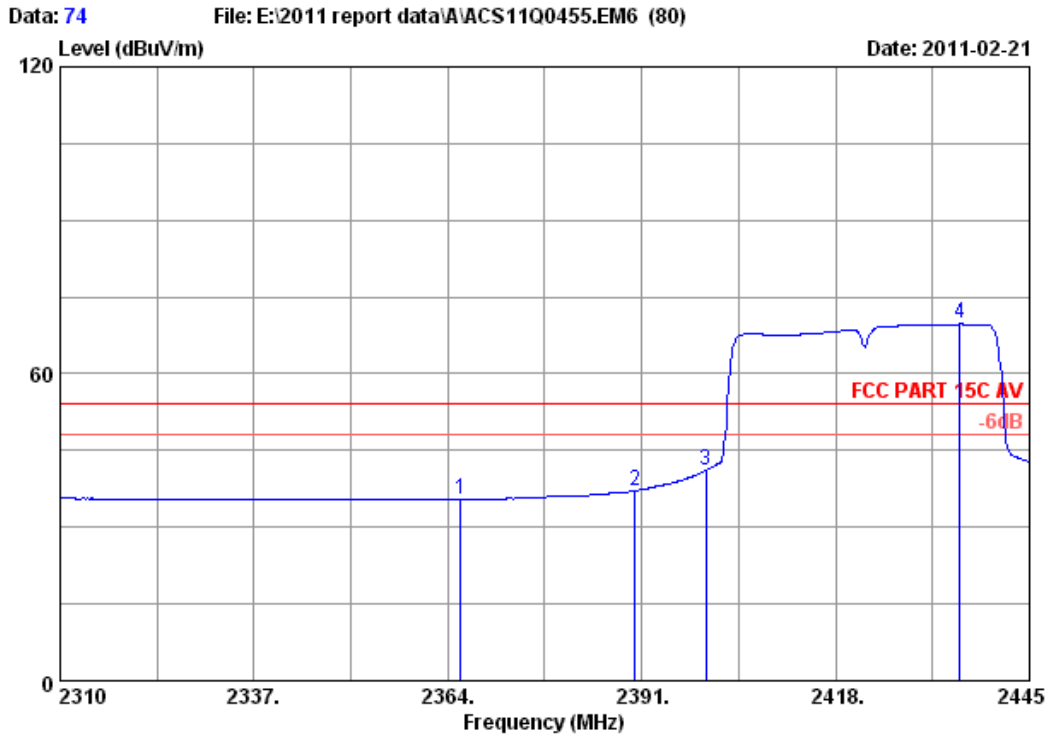


Site no. : 3m Chamber Data no. : 73
 Dis. / Ant. : 3m 3115(0905) Ant. pol. : VERTICAL
 Limit : FCC PART 15C PEAK
 Env. / Ins. : 23°C/54% Engineer : Paul Tian
 EUT : 150Mbps Wireless Lite N USB Adapter
 Power : DC 5V From PC input AC 120V/60Hz
 Test mode : IEEE802.11n HT40 CH1 2422MHz
 M/N : WD650-BD-N

| | Ant. Freq. (MHz) | Factor (dB/m) | Cable loss (dB) | Amp. Factor (dB) | Reading (dBUV) | Emission Level (dBUV/m) | Limits (dBUV/m) | Margin (dB) | Remark |
|---|------------------|---------------|-----------------|------------------|----------------|-------------------------|-----------------|-------------|--------|
| 1 | 2390.000 | 28.46 | 7.66 | 36.09 | 48.08 | 48.11 | 74.00 | 25.89 | Peak |
| 2 | 2400.000 | 28.46 | 7.66 | 36.09 | 60.60 | 60.63 | 74.00 | 13.37 | Peak |
| 3 | 2423.130 | 28.50 | 7.66 | 36.01 | 81.11 | 81.26 | 74.00 | -7.26 | Peak |

Remarks:

1. Emission Level= Antenna Factor + Cable Loss -Amp Factor + Reading.
2. The emission levels that are 20dB below the official limit are not reported.

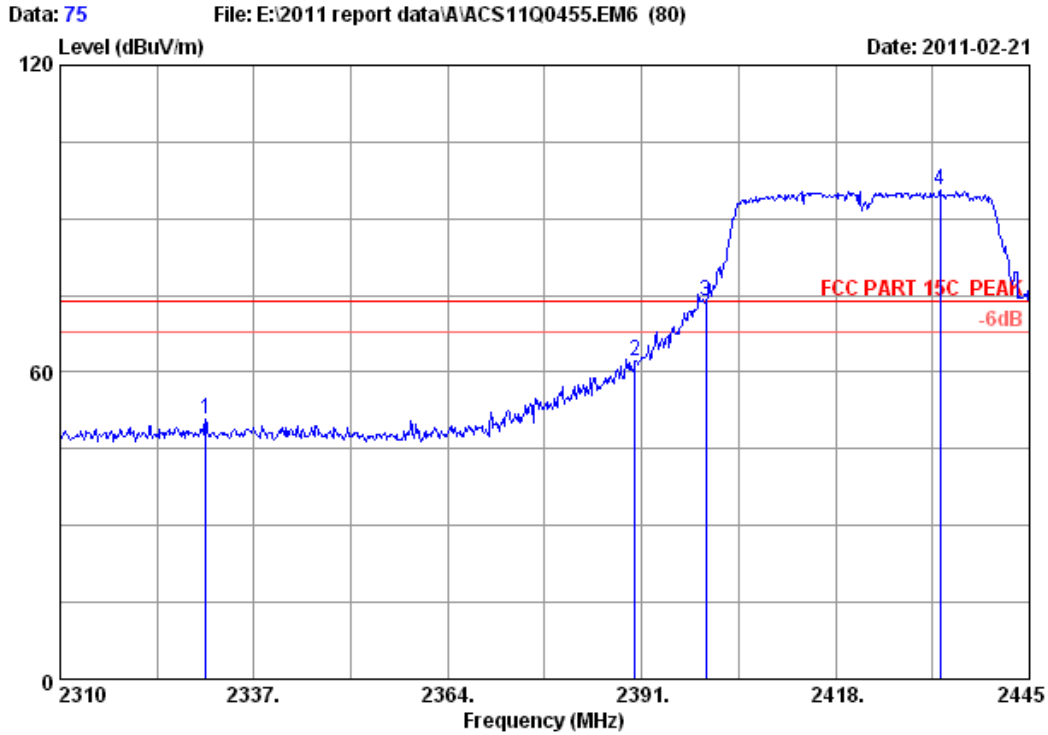


Site no. : 3m Chamber Data no. : 74
 Dis. / Ant. : 3m 3115(0905) Ant. pol. : VERTICAL
 Limit : FCC PART 15C AV
 Env. / Ins. : 23°C/54% Engineer : Paul Tian
 EUT : 150Mbps Wireless Lite N USB Adapter
 Power : DC 5V From PC input AC 120V/60Hz
 Test mode : IEEE802.11n HT40 CH1 2422MHz
 M/N : WD650-BD-N

| | Ant. Factor (MHz) | Cable loss (dB/m) | Amp. Factor (dB) | Reading (dBuV) | Emission Level (dBuV/m) | Limits (dBuV/m) | Margin (dB) | Remark |
|---|-------------------|-------------------|------------------|----------------|-------------------------|-----------------|-------------|---------|
| 1 | 2365.755 | 28.41 | 7.61 | 35.91 | 35.43 | 54.00 | 18.46 | Average |
| 2 | 2390.000 | 28.46 | 7.66 | 36.09 | 37.09 | 54.00 | 16.88 | Average |
| 3 | 2400.000 | 28.46 | 7.66 | 36.09 | 41.14 | 54.00 | 12.83 | Average |
| 4 | 2435.280 | 28.50 | 7.72 | 36.01 | 69.54 | 54.00 | -15.75 | Average |

Remarks:

1. Emission Level= Antenna Factor + Cable Loss -Amp Factor + Reading.
2. The emission levels that are 20dB below the official limit are not reported.

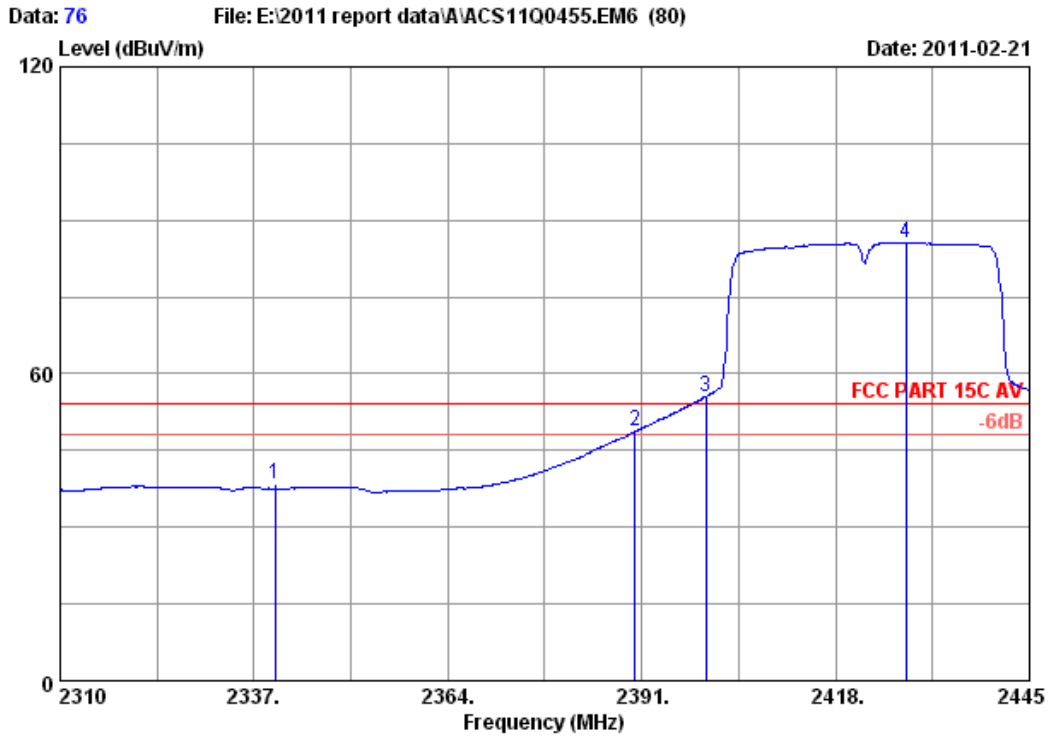


Site no. : 3m Chamber Data no. : 75
 Dis. / Ant. : 3m 3115(0905) Ant. pol. : HORIZONTAL
 Limit : FCC PART 15C PEAK
 Env. / Ins. : 23°C/54% Engineer : Paul Tian
 EUT : 150Mbps Wireless Lite N USB Adapter
 Power : DC 5V From PC input AC 120V/60Hz
 Test mode : IEEE802.11n HT40 CH1 2422MHz
 M/N : WD650-BD-N

| | Ant. Freq. (MHz) | Ant. Factor (dB/m) | Cable loss (dB) | Amp. Factor (dB) | Reading (dBuV) | Emission Level (dBuV/m) | Limits (dBuV/m) | Margin (dB) | Remark |
|---|------------------|--------------------|-----------------|------------------|----------------|-------------------------|-----------------|-------------|--------|
| 1 | 2330.250 | 28.36 | 7.61 | 36.06 | 50.85 | 50.76 | 74.00 | 23.24 | Peak |
| 2 | 2390.000 | 28.46 | 7.66 | 36.09 | 62.03 | 62.06 | 74.00 | 11.94 | Peak |
| 3 | 2400.000 | 28.46 | 7.66 | 36.09 | 73.99 | 74.02 | 74.00 | -0.02 | Peak |
| 4 | 2432.580 | 28.50 | 7.72 | 36.01 | 95.45 | 95.66 | 74.00 | -21.66 | Peak |

Remarks:

1. Emission Level= Antenna Factor + Cable Loss -Amp Factor + Reading.
2. The emission levels that are 20dB below the official limit are not reported.

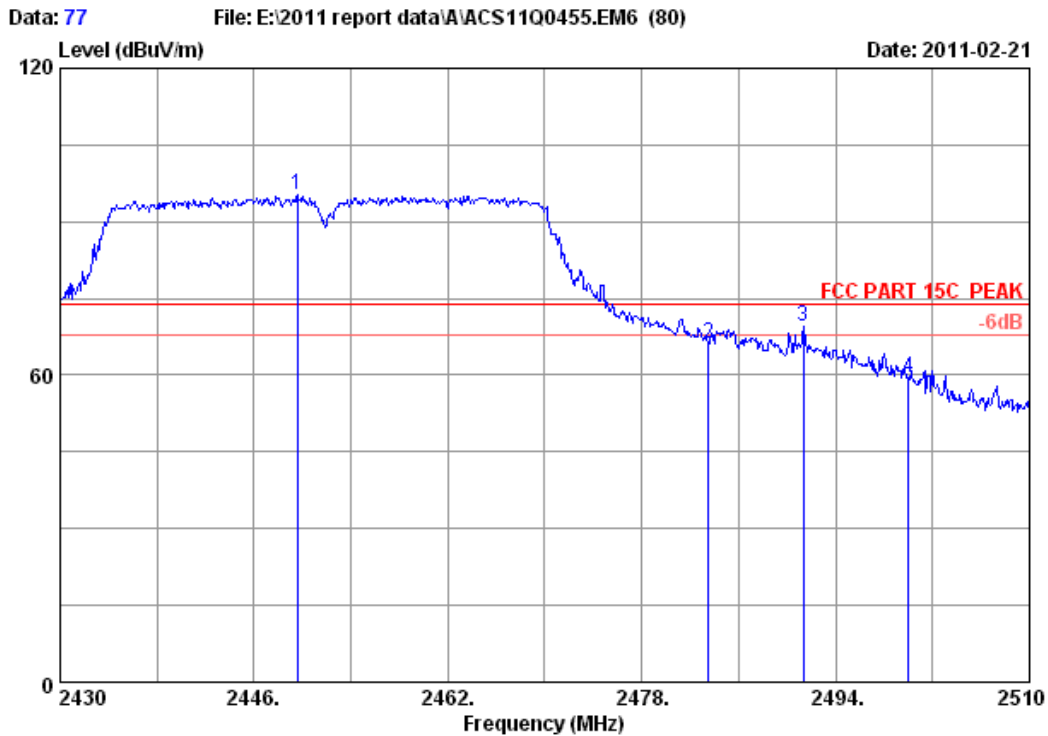


Site no. : 3m Chamber Data no. : 76
 Dis. / Ant. : 3m 3115(0905) Ant. pol. : HORIZONTAL
 Limit : FCC PART 15C AV
 Env. / Ins. : 23°C/54% Engineer : Paul Tian
 EUT : 150Mbps Wireless Lite N USB Adapter
 Power : DC 5V From PC input AC 120V/60Hz
 Test mode : IEEE802.11n HT40 CH1 2422MHz
 M/N : WD650-BD-N

| | Ant. Factor (MHz) | Cable loss (dB/m) | Amp. Factor (dB) | Reading (dBuV) | Emission Level (dBuV/m) | Limits (dBuV/m) | Margin (dB) | Remark |
|---|-------------------|-------------------|------------------|----------------|-------------------------|-----------------|-------------|---------|
| 1 | 2339.970 | 28.38 | 7.61 | 35.99 | 38.29 | 54.00 | 15.71 | Average |
| 2 | 2390.000 | 28.46 | 7.66 | 36.09 | 48.62 | 54.00 | 5.35 | Average |
| 3 | 2400.000 | 28.46 | 7.66 | 36.09 | 55.57 | 54.00 | -1.60 | Average |
| 4 | 2427.855 | 28.50 | 7.72 | 36.01 | 85.29 | 54.00 | -31.50 | Average |

Remarks:

1. Emission Level= Antenna Factor + Cable Loss -Amp Factor + Reading.
2. The emission levels that are 20dB below the official limit are not reported.

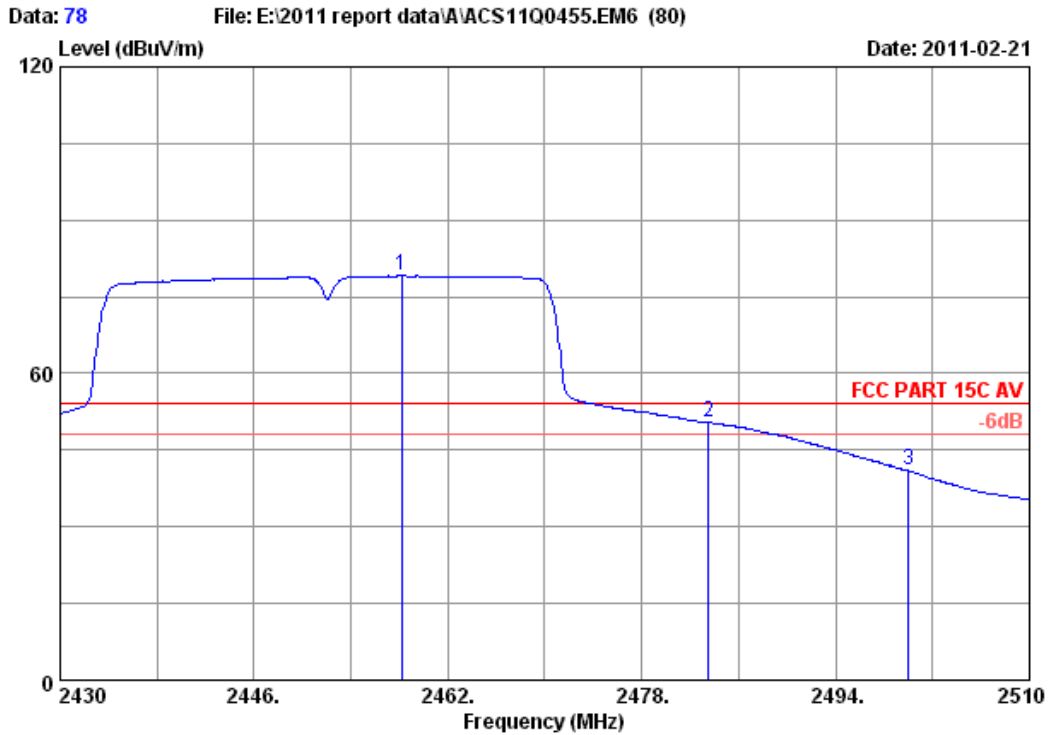


Site no. : 3m Chamber Data no. : 77
 Dis. / Ant. : 3m 3115(0905) Ant. pol. : HORIZONTAL
 Limit : FCC PART 15C PEAK
 Env. / Ins. : 23°C/54% Engineer : Paul Tian
 EUT : 150Mbps Wireless Lite N USB Adapter
 Power : DC 5V From PC input AC 120V/60Hz
 Test mode : IEEE802.11n HT40 CH7 2452MHz
 M/N : WD650-BD-N

| | Ant. Factor (MHz) | Cable loss (dB/m) | Amp. Factor (dB) | Reading (dBuV) | Emission Level (dBuV/m) | Limits (dBuV/m) | Margin (dB) | Remark | |
|---|-------------------|-------------------|------------------|----------------|-------------------------|-----------------|-------------|--------|------|
| 1 | 2449.600 | 28.53 | 7.72 | 36.06 | 94.92 | 95.11 | 74.00 | -21.11 | Peak |
| 2 | 2483.500 | 28.58 | 7.77 | 35.97 | 65.85 | 66.23 | 74.00 | 7.77 | Peak |
| 3 | 2491.360 | 28.60 | 7.77 | 36.00 | 69.22 | 69.59 | 74.00 | 4.41 | Peak |
| 4 | 2500.000 | 28.60 | 7.77 | 36.00 | 59.26 | 59.63 | 74.00 | 14.37 | Peak |

Remarks:

1. Emission Level= Antenna Factor + Cable Loss -Amp Factor + Reading.
2. The emission levels that are 20dB below the official limit are not reported.

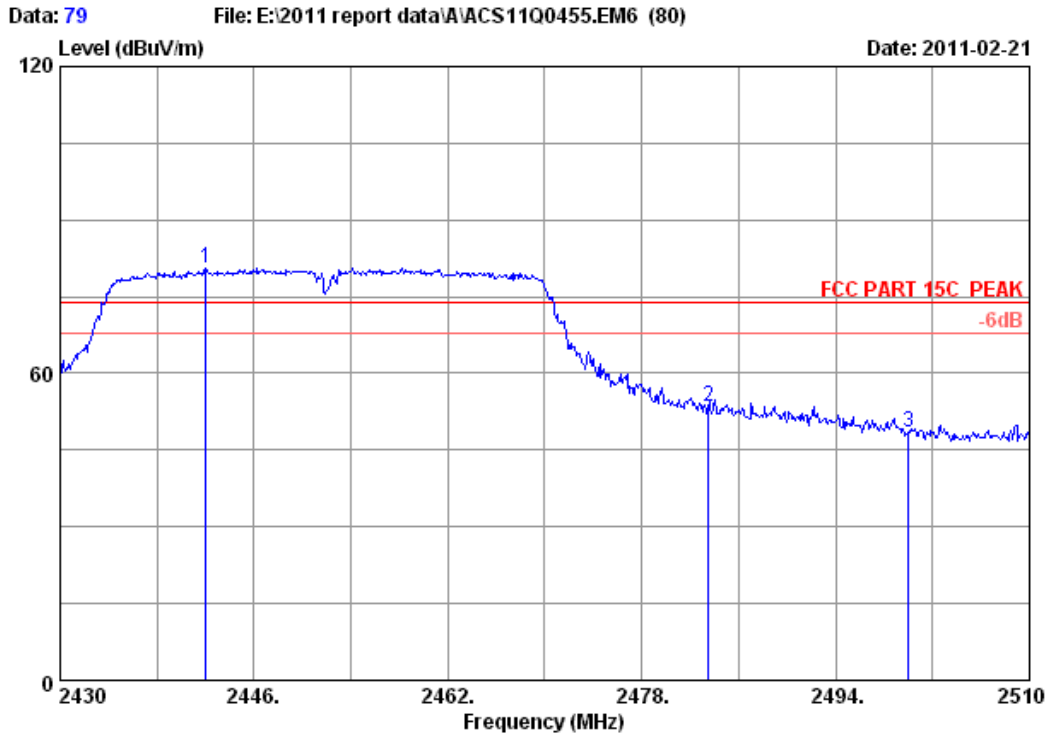


Site no. : 3m Chamber Data no. : 78
 Dis. / Ant. : 3m 3115(0905) Ant. pol. : HORIZONTAL
 Limit : FCC PART 15C AV
 Env. / Ins. : 23°C/54% Engineer : Paul Tian
 EUT : 150Mbps Wireless Lite N USB Adapter
 Power : DC 5V From PC input AC 120V/60Hz
 Test mode : IEEE802.11n HT40 CH7 2452MHz
 M/N : WD650-BD-N

| | Ant. Freq. (MHz) | Factor (dB/m) | Cable loss (dB) | Amp. Factor (dB) | Reading (dBuV) | Emission Level (dBuV/m) | Limits (dBuV/m) | Margin (dB) | Remark |
|---|------------------|---------------|-----------------|------------------|----------------|-------------------------|-----------------|-------------|---------|
| 1 | 2458.160 | 28.55 | 7.72 | 36.02 | 78.83 | 79.08 | 54.00 | -25.08 | Average |
| 2 | 2483.500 | 28.58 | 7.77 | 35.97 | 50.08 | 50.46 | 54.00 | 3.54 | Average |
| 3 | 2500.000 | 28.60 | 7.77 | 36.00 | 40.59 | 40.96 | 54.00 | 13.04 | Average |

Remarks:

1. Emission Level= Antenna Factor + Cable Loss -Amp Factor + Reading.
2. The emission levels that are 20dB below the official limit are not reported.

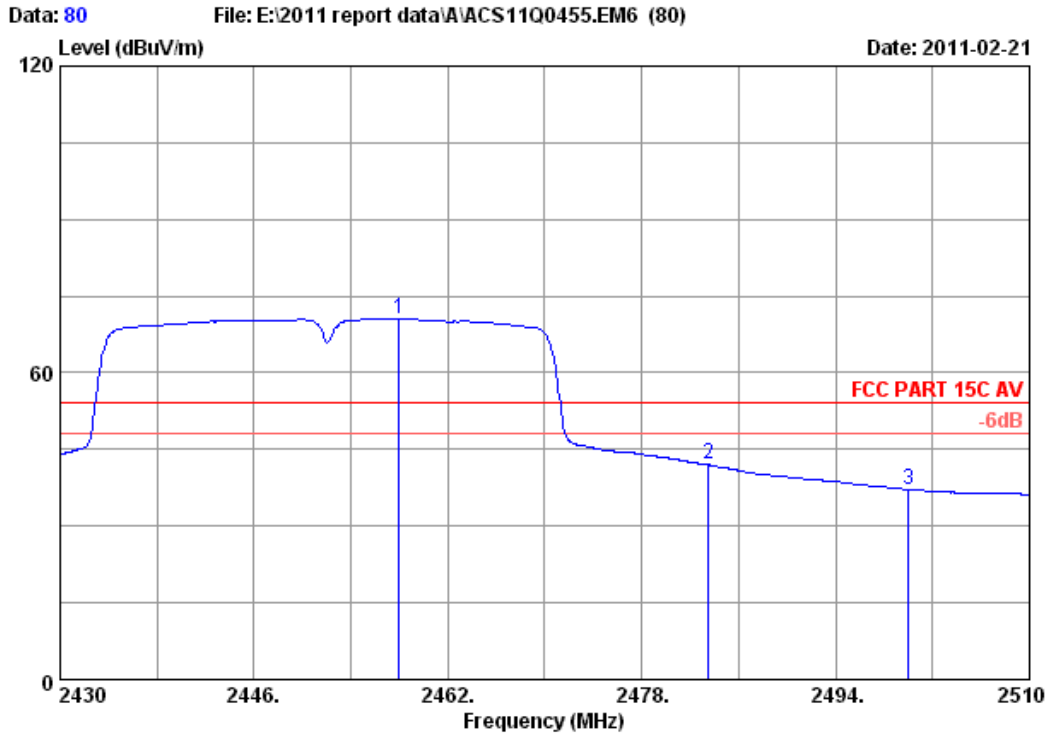


Site no. : 3m Chamber Data no. : 79
 Dis. / Ant. : 3m 3115(0905) Ant. pol. : VERTICAL
 Limit : FCC PART 15C PEAK
 Env. / Ins. : 23°C/54% Engineer : Paul Tian
 EUT : 150Mbps Wireless Lite N USB Adapter
 Power : DC 5V From PC input AC 120V/60Hz
 Test mode : IEEE802.11n HT40 CH7 2452MHz
 M/N : WD650-BD-N

| | Ant. Freq. (MHz) | Factor (dB/m) | Cable loss (dB) | Amp. Factor (dB) | Reading (dBuV) | Emission Level (dBuV/m) | Limits (dBuV/m) | Margin (dB) | Remark |
|---|------------------|---------------|-----------------|------------------|----------------|-------------------------|-----------------|-------------|--------|
| 1 | 2442.000 | 28.53 | 7.72 | 36.06 | 80.36 | 80.55 | 74.00 | -6.55 | Peak |
| 2 | 2483.500 | 28.58 | 7.77 | 35.97 | 53.24 | 53.62 | 74.00 | 20.38 | Peak |
| 3 | 2500.000 | 28.60 | 7.77 | 36.00 | 48.09 | 48.46 | 74.00 | 25.54 | Peak |

Remarks:

1. Emission Level= Antenna Factor + Cable Loss -Amp Factor + Reading.
2. The emission levels that are 20dB below the official limit are not reported.

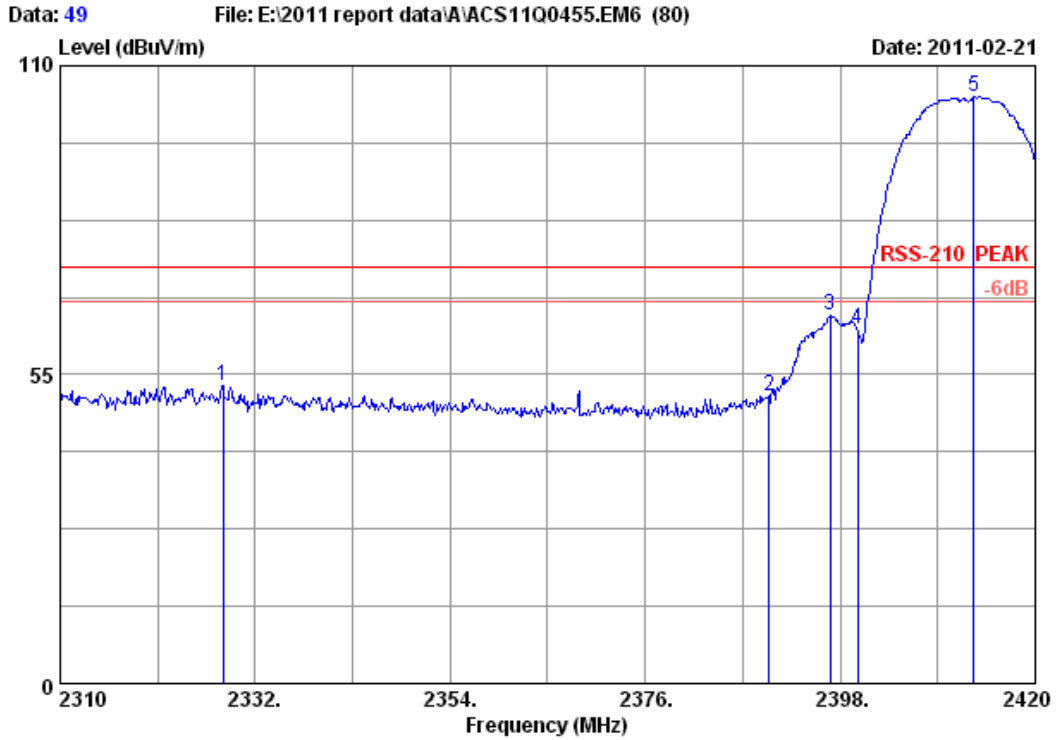


Site no. : 3m Chamber Data no. : 80
 Dis. / Ant. : 3m 3115(0905) Ant. pol. : VERTICAL
 Limit : FCC PART 15C AV
 Env. / Ins. : 23°C/54% Engineer : Paul Tian
 EUT : 150Mbps Wireless Lite N USB Adapter
 Power : DC 5V From PC input AC 120V/60Hz
 Test mode : IEEE802.11n HT40 CH7 2452MHz
 M/N : WD650-BD-N

| | Ant. Factor (dB/m) | Cable loss (dB) | Amp. Factor (dB) | Reading (dBuV) | Emission Level (dBuV/m) | Limits (dBuV/m) | Margin (dB) | Remark |
|---|--------------------|-----------------|------------------|----------------|-------------------------|-----------------|-------------|---------|
| 1 | 28.55 | 7.72 | 36.02 | 70.27 | 70.52 | 54.00 | -16.52 | Average |
| 2 | 28.58 | 7.77 | 35.97 | 41.60 | 41.98 | 54.00 | 12.02 | Average |
| 3 | 28.60 | 7.77 | 36.00 | 36.82 | 37.19 | 54.00 | 16.81 | Average |

Remarks:

1. Emission Level= Antenna Factor + Cable Loss -Amp Factor + Reading.
2. The emission levels that are 20dB below the official limit are not reported.

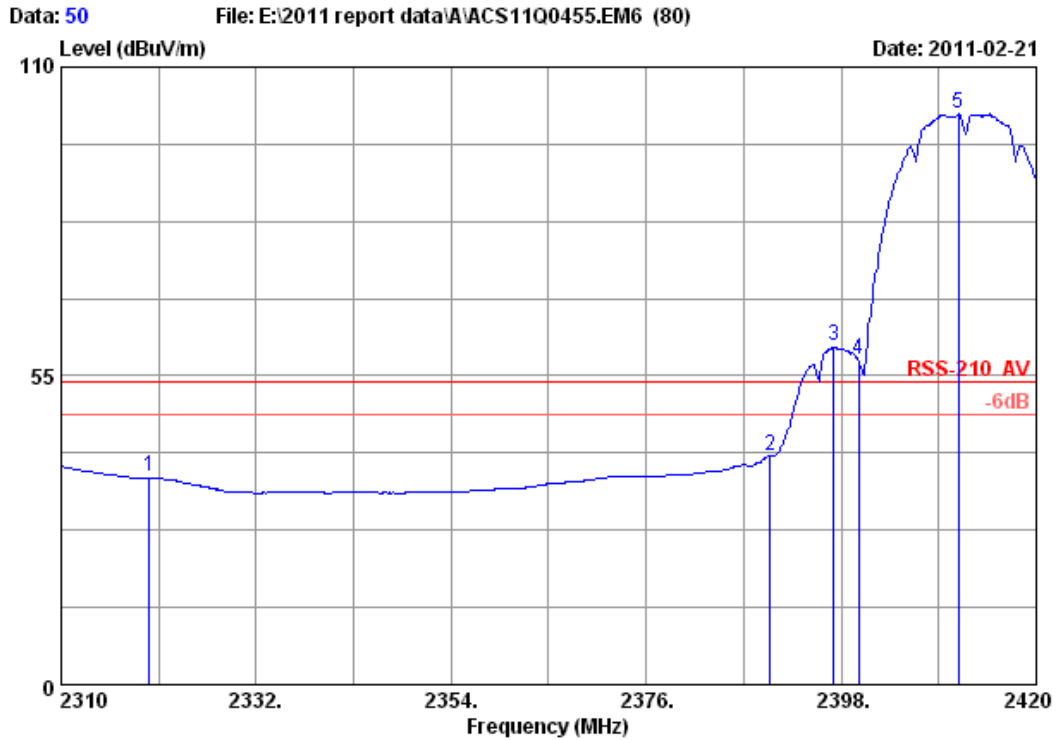


Site no. : 3m Chamber Data no. : 49
 Dis. / Ant. : 3m 3115(0911) Ant. pol. : HORIZONTAL
 Limit : RSS-210 PEAK
 Env. / Ins. : 23°C/54% Engineer : Paul Tian
 EUT : 150Mbps Wireless Lite N USB Adapter
 Power : DC 5V From PC input AC 120V/60Hz
 Test mode : IEEE802.11b CH1 2412MHz
 M/N : WD650-BD-N

| | Ant. Freq. (MHz) | Ant. Factor (dB/m) | Cable loss (dB) | Amp. Factor (dB) | Reading (dBuV) | Emission Level (dBuV/m) | Limits (dBuV/m) | Margin (dB) | Remark |
|---|------------------|--------------------|-----------------|------------------|----------------|-------------------------|-----------------|-------------|--------|
| 1 | 2328.370 | 29.40 | 7.27 | 36.63 | 53.08 | 53.12 | 74.00 | 20.88 | Peak |
| 2 | 2390.000 | 29.44 | 7.39 | 36.62 | 51.05 | 51.26 | 74.00 | 22.74 | Peak |
| 3 | 2396.900 | 29.44 | 7.39 | 36.62 | 65.43 | 65.64 | 74.00 | 8.36 | Peak |
| 4 | 2400.000 | 29.44 | 7.43 | 36.62 | 62.78 | 63.03 | 74.00 | 10.97 | Peak |
| 5 | 2413.070 | 29.45 | 7.43 | 36.62 | 104.31 | 104.57 | 74.00 | -30.57 | Peak |

Remarks:

1. Emission Level= Antenna Factor + Cable Loss -amp Factor + Reading.
2. The emission levels that are 20dB below the official limit are not reported.

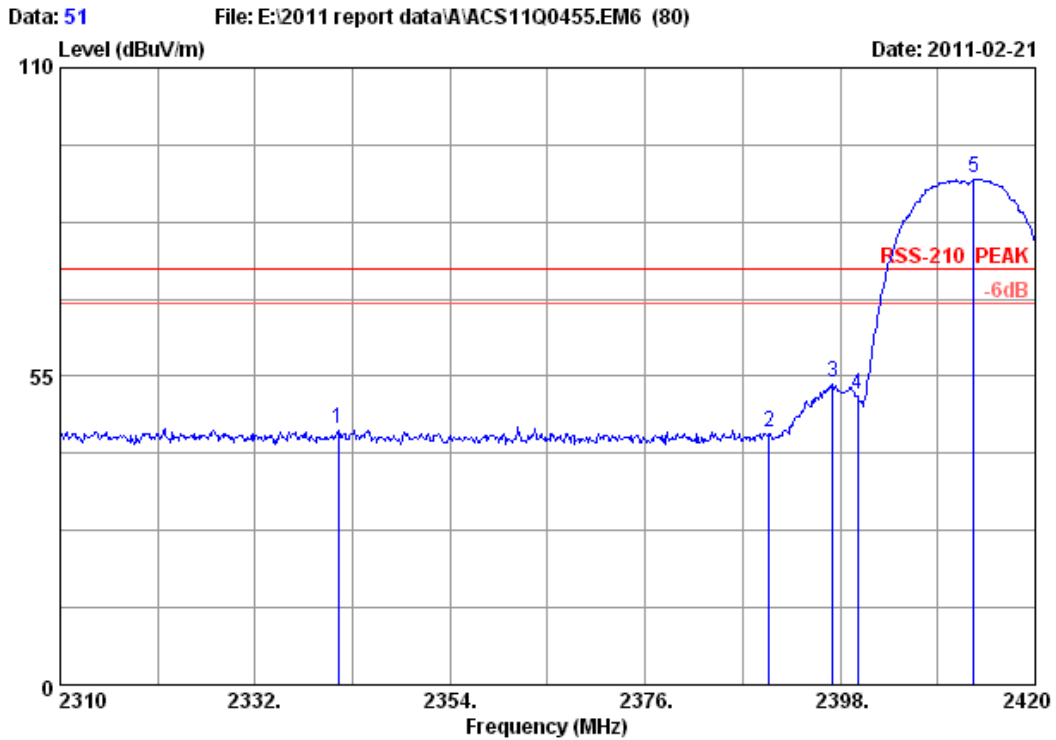


Site no. : 3m Chamber Data no. : 50
 Dis. / Ant. : 3m 3115(0911) Ant. pol. : HORIZONTAL
 Limit : RSS-210 AV
 Env. / Ins. : 23°C/54% Engineer : Paul Tian
 EUT : 150Mbps Wireless Lite N USB Adapter
 Power : DC 5V From PC input AC 120V/60Hz
 Test mode : IEEE802.11b CH1 2412MHz
 M/N : WD650-BD-N

| | Ant. Freq. (MHz) | Ant. Factor (dB/m) | Cable loss (dB) | Amp. Factor (dB) | Reading (dBuV) | Emission Level (dBuV/m) | Limits (dBuV/m) | Margin (dB) | Remark |
|---|------------------|--------------------|-----------------|------------------|----------------|-------------------------|-----------------|-------------|---------|
| 1 | 2319.900 | 29.40 | 7.27 | 36.63 | 37.06 | 37.10 | 54.00 | 16.90 | Average |
| 2 | 2390.000 | 29.44 | 7.39 | 36.62 | 40.65 | 40.86 | 54.00 | 13.14 | Average |
| 3 | 2397.120 | 29.44 | 7.39 | 36.62 | 60.04 | 60.25 | 54.00 | -6.25 | Average |
| 4 | 2400.000 | 29.44 | 7.43 | 36.62 | 57.70 | 57.95 | 54.00 | -3.95 | Average |
| 5 | 2411.200 | 29.45 | 7.43 | 36.62 | 101.41 | 101.67 | 54.00 | -47.67 | Average |

Remarks:

1. Emission Level= Antenna Factor + Cable Loss - Amp Factor + Reading.
2. The emission levels that are 20dB below the official limit are not reported.

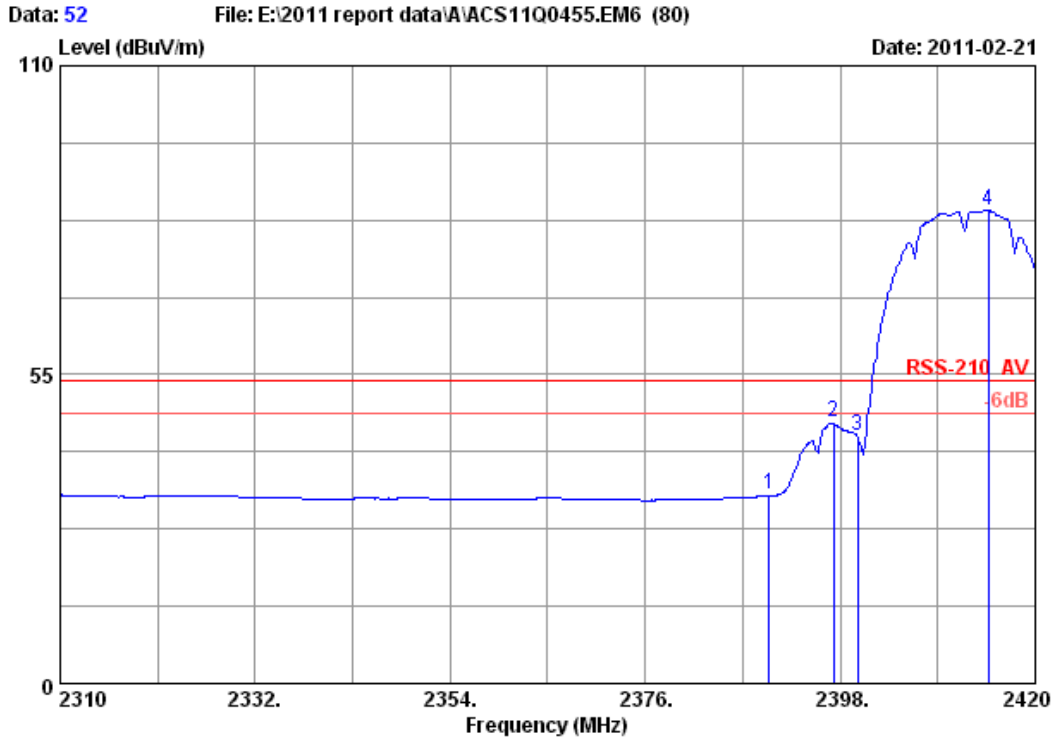


Site no. : 3m Chamber Data no. : 51
 Dis. / Ant. : 3m 3115(0911) Ant. pol. : VERTICAL
 Limit : RSS-210 PEAK
 Env. / Ins. : 23°C/54% Engineer : Paul Tian
 EUT : 150Mbps Wireless Lite N USB Adapter
 Power : DC 5V From PC input AC 120V/60Hz
 Test mode : IEEE802.11b CH1 2412MHz
 M/N : WD650-BD-N

| | Freq. (MHz) | Ant. Factor (dB/m) | Cable loss (dB) | Amp. Factor (dB) | Reading (dBuV) | Emission Level (dBuV/m) | Limits (dBuV/m) | Margin (dB) | Remark |
|---|-------------|--------------------|-----------------|------------------|----------------|-------------------------|-----------------|-------------|--------|
| 1 | 2341.350 | 29.41 | 7.31 | 36.63 | 45.42 | 45.51 | 74.00 | 28.49 | Peak |
| 2 | 2390.000 | 29.44 | 7.39 | 36.62 | 44.83 | 45.04 | 74.00 | 28.96 | Peak |
| 3 | 2397.120 | 29.44 | 7.39 | 36.62 | 53.63 | 53.84 | 74.00 | 20.16 | Peak |
| 4 | 2400.000 | 29.44 | 7.43 | 36.62 | 51.50 | 51.75 | 74.00 | 22.25 | Peak |
| 5 | 2413.070 | 29.45 | 7.43 | 36.62 | 89.99 | 90.25 | 74.00 | -16.25 | Peak |

Remarks:

1. Emission Level= Antenna Factor + Cable Loss -Amp Factor + Reading.
2. The emission levels that are 20dB below the official limit are not reported.

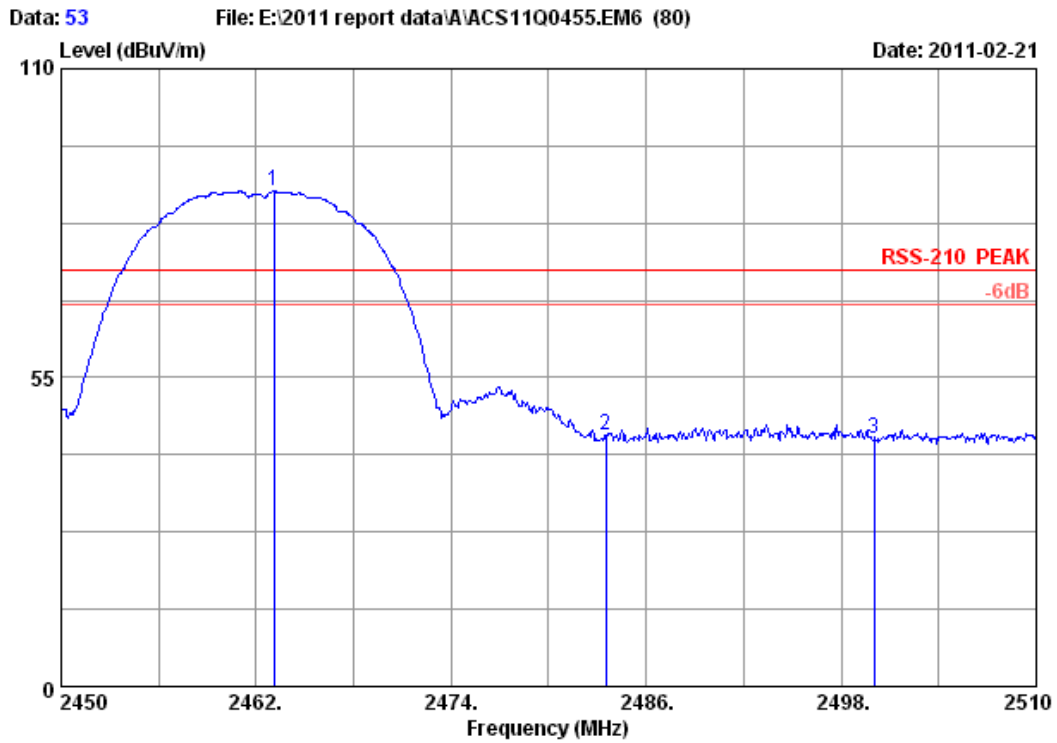


Site no. : 3m Chamber Data no. : 52
 Dis. / Ant. : 3m 3115(0911) Ant. pol. : VERTICAL
 Limit : RSS-210 AV
 Env. / Ins. : 23°C/54% Engineer : Paul Tian
 EUT : 150Mbps Wireless Lite N USB Adapter
 Power : DC 5V From PC input AC 120V/60Hz
 Test mode : IEEE802.11b CH1 2412MHz
 M/N : WD650-BD-N

| | Ant. Freq. (MHz) | Ant. Factor (dB/m) | Cable loss (dB) | Amp. Factor (dB) | Emission Reading (dBuV) | Emission Level (dBuV/m) | Limits (dBuV/m) | Margin (dB) | Remark |
|---|------------------|--------------------|-----------------|------------------|-------------------------|-------------------------|-----------------|-------------|---------|
| 1 | 2390.000 | 29.44 | 7.39 | 36.62 | 33.40 | 33.61 | 54.00 | 20.39 | Average |
| 2 | 2397.230 | 29.44 | 7.39 | 36.62 | 46.23 | 46.44 | 54.00 | 7.56 | Average |
| 3 | 2400.000 | 29.44 | 7.43 | 36.62 | 43.72 | 43.97 | 54.00 | 10.03 | Average |
| 4 | 2414.720 | 29.45 | 7.43 | 36.62 | 84.14 | 84.40 | 54.00 | -30.40 | Average |

Remarks:

1. Emission Level= Antenna Factor + Cable Loss -Amp Factor + Reading.
2. The emission levels that are 20dB below the official limit are not reported.

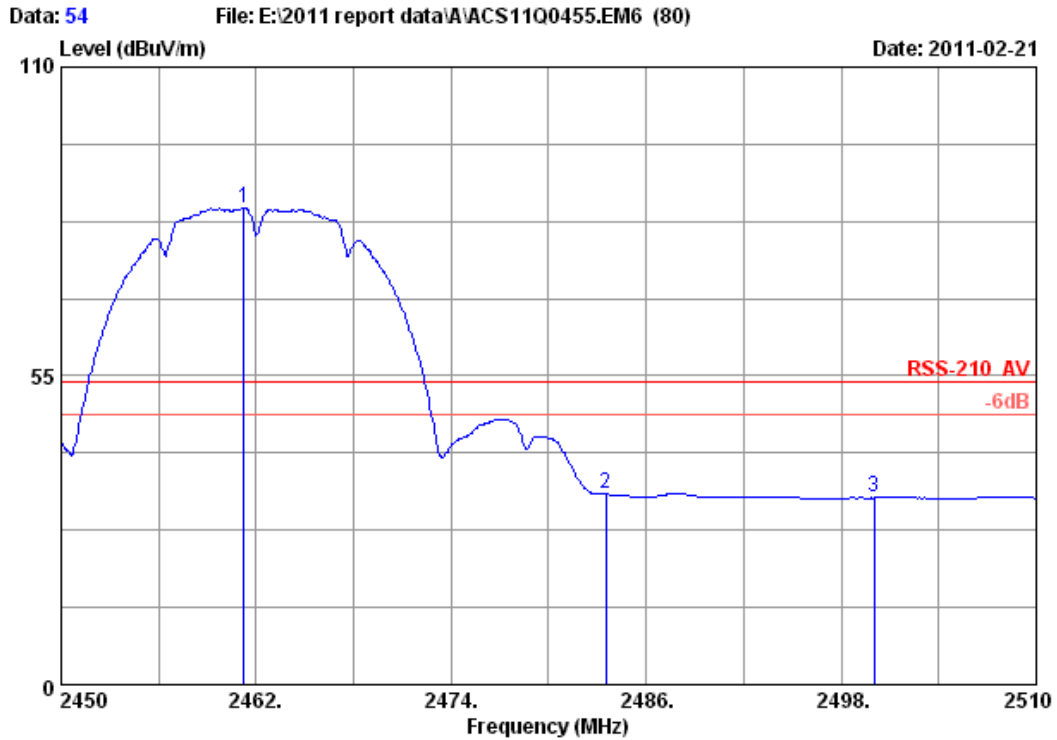


Site no. : 3m Chamber Data no. : 53
 Dis. / Ant. : 3m 3115(0911) Ant. pol. : VERTICAL
 Limit : RSS-210 PEAK
 Env. / Ins. : 23°C/54% Engineer : Paul Tian
 EUT : 150Mbps Wireless Lite N USB Adapter
 Power : DC 5V From PC input AC 120V/60Hz
 Test mode : IEEE802.11b CH11 2462MHz
 M/N : WD650-BD-N

| | Ant. Freq. (MHz) | Ant. Factor (dB/m) | Cable loss (dB) | Amp. Factor (dB) | Reading (dBuV) | Emission Level (dBuV/m) | Limits (dBuV/m) | Margin (dB) | Remark |
|---|------------------|--------------------|-----------------|------------------|----------------|-------------------------|-----------------|-------------|--------|
| 1 | 2463.080 | 29.48 | 7.54 | 36.61 | 87.91 | 88.32 | 74.00 | -14.32 | Peak |
| 2 | 2483.500 | 29.49 | 7.58 | 36.60 | 44.36 | 44.83 | 74.00 | 29.17 | Peak |
| 3 | 2500.000 | 29.50 | 7.62 | 36.60 | 43.51 | 44.03 | 74.00 | 29.97 | Peak |

Remarks:

1. Emission Level= Antenna Factor + Cable Loss -Amp Factor + Reading.
2. The emission levels that are 20dB below the official limit are not reported.

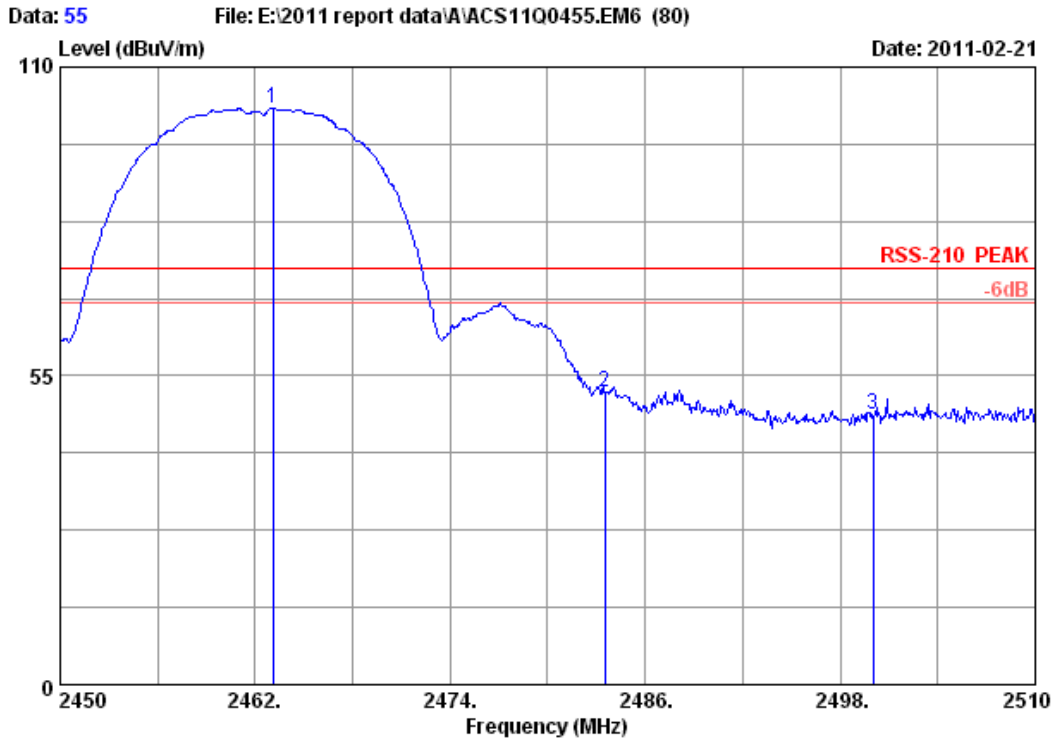


Site no. : 3m Chamber Data no. : 54
 Dis. / Ant. : 3m 3115(0911) Ant. pol. : VERTICAL
 Limit : RSS-210 AV
 Env. / Ins. : 23°C/54% Engineer : Paul Tian
 EUT : 150Mbps Wireless Lite N USB Adapter
 Power : DC 5V From PC input AC 120V/60Hz
 Test mode : IEEE802.11b CH11 2462MHz
 M/N : WD650-BD-N

| | Ant. Freq. (MHz) | Ant. Factor (dB/m) | Cable loss (dB) | Amp. Factor (dB) | Emission Reading (dBuV) | Emission Level (dBuV/m) | Limits (dBuV/m) | Margin (dB) | Remark |
|---|------------------|--------------------|-----------------|------------------|-------------------------|-------------------------|-----------------|-------------|---------|
| 1 | 2461.220 | 29.48 | 7.54 | 36.61 | 84.60 | 85.01 | 54.00 | -31.01 | Average |
| 2 | 2483.500 | 29.49 | 7.58 | 36.60 | 33.52 | 33.99 | 54.00 | 20.01 | Average |
| 3 | 2500.000 | 29.50 | 7.62 | 36.60 | 32.86 | 33.38 | 54.00 | 20.62 | Average |

Remarks:

1. Emission Level= Antenna Factor + Cable Loss -Amp Factor + Reading.
2. The emission levels that are 20dB below the official limit are not reported.

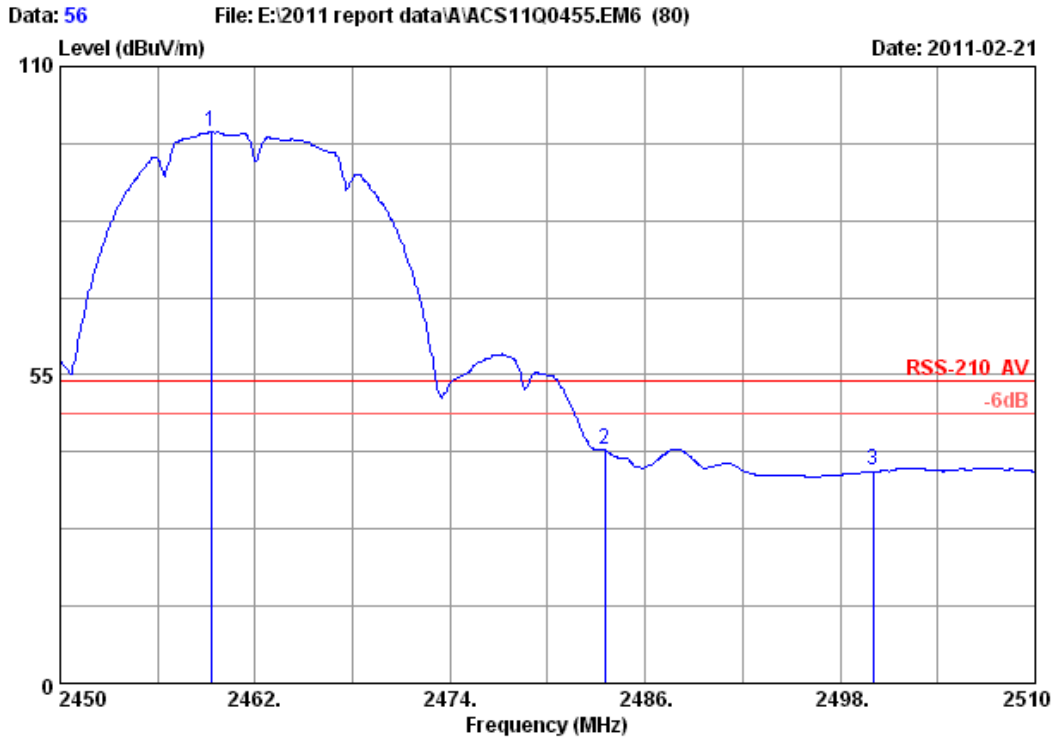


Site no. : 3m Chamber Data no. : 55
 Dis. / Ant. : 3m 3115(0911) Ant. pol. : HORIZONTAL
 Limit : RSS-210 PEAK
 Env. / Ins. : 23°C/54% Engineer : Paul Tian
 EUT : 150Mbps Wireless Lite N USB Adapter
 Power : DC 5V From PC input AC 120V/60Hz
 Test mode : IEEE802.11b CH11 2462MHz
 M/N : WD650-BD-N

| | Ant. Freq. (MHz) | Ant. Factor (dB/m) | Cable loss (dB) | Amp. Factor (dB) | Reading (dBuV) | Emission Level (dBuV/m) | Limits (dBuV/m) | Margin (dB) | Remark |
|---|------------------|--------------------|-----------------|------------------|----------------|-------------------------|-----------------|-------------|--------|
| 1 | 2463.080 | 29.48 | 7.54 | 36.61 | 102.35 | 102.76 | 74.00 | -28.76 | Peak |
| 2 | 2483.500 | 29.49 | 7.58 | 36.60 | 51.69 | 52.16 | 74.00 | 21.84 | Peak |
| 3 | 2500.000 | 29.50 | 7.62 | 36.60 | 47.60 | 48.12 | 74.00 | 25.88 | Peak |

Remarks:

1. Emission Level= Antenna Factor + Cable Loss -Amp Factor + Reading.
2. The emission levels that are 20dB below the official limit are not reported.

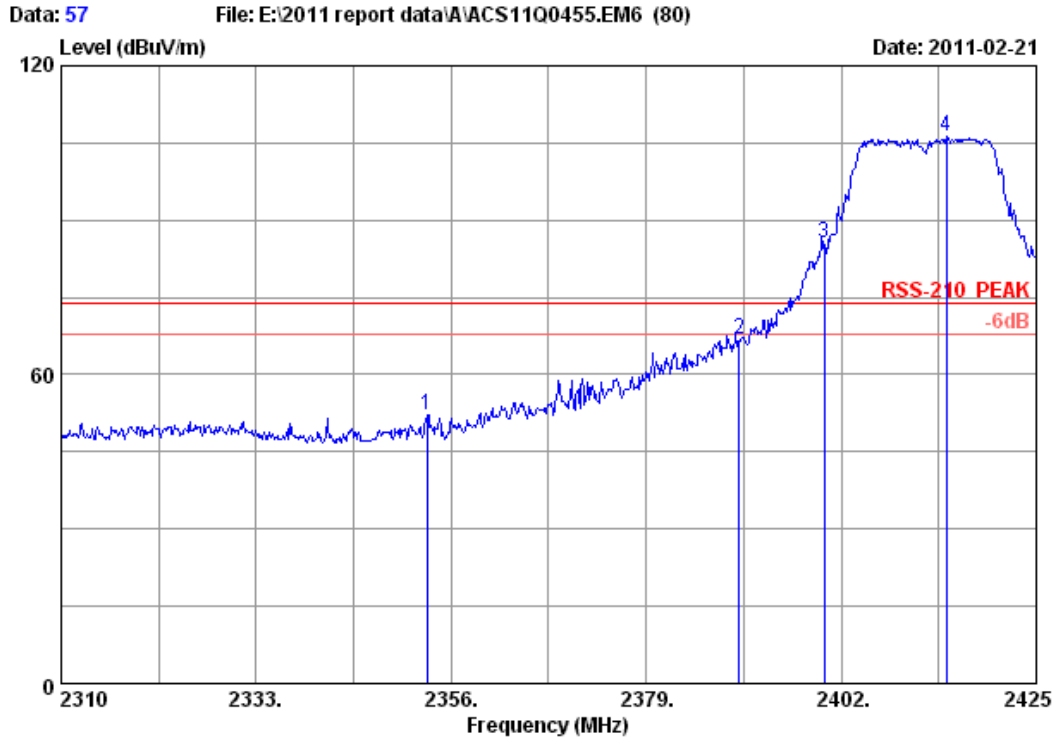


Site no. : 3m Chamber Data no. : 56
 Dis. / Ant. : 3m 3115(0911) Ant. pol. : HORIZONTAL
 Limit : RSS-210 AV
 Env. / Ins. : 23°C/54% Engineer : Paul Tian
 EUT : 150Mbps Wireless Lite N USB Adapter
 Power : DC 5V From PC input AC 120V/60Hz
 Test mode : IEEE802.11b CH11 2462MHz
 M/N : WD650-BD-N

| | Freq. | Ant. Factor | Cable loss | Amp. Factor | Reading | Emission Level | Limits | Margin | Remark |
|---|----------|-------------|------------|-------------|---------|----------------|----------|--------|---------|
| | (MHz) | (dB/m) | (dB) | (dB) | (dBUV) | (dBUV/m) | (dBUV/m) | (dB) | |
| 1 | 2459.300 | 29.48 | 7.54 | 36.61 | 98.09 | 98.50 | 54.00 | -44.50 | Average |
| 2 | 2483.500 | 29.49 | 7.58 | 36.60 | 41.33 | 41.80 | 54.00 | 12.20 | Average |
| 3 | 2500.000 | 29.50 | 7.62 | 36.60 | 37.33 | 37.85 | 54.00 | 16.15 | Average |

Remarks:

1. Emission Level= Antenna Factor + Cable Loss -Amp Factor + Reading.
2. The emission levels that are 20dB below the official limit are not reported.

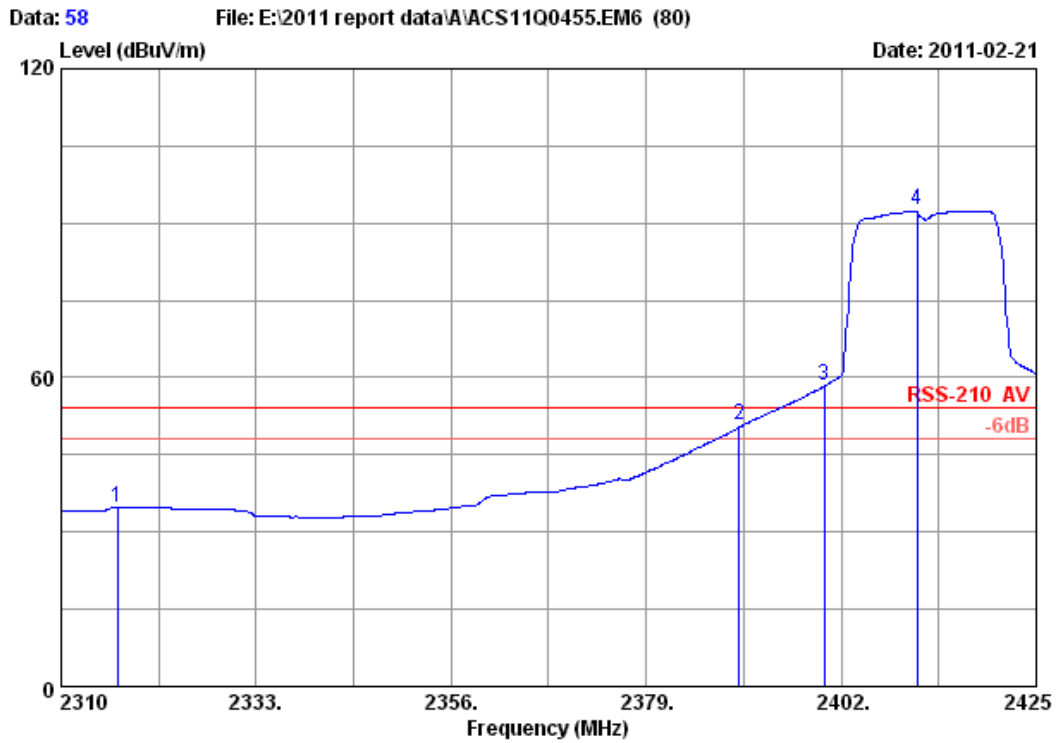


Site no. : 3m Chamber Data no. : 57
 Dis. / Ant. : 3m 3115(0911) Ant. pol. : HORIZONTAL
 Limit : RSS-210 PEAK
 Env. / Ins. : 23°C/54% Engineer : Paul Tian
 EUT : 150Mbps Wireless Lite N USB Adapter
 Power : DC 5V From PC input AC 120V/60Hz
 Test mode : IEEE802.11g CH1 2412MHz
 M/N : WD650-BD-N

| | Ant. Freq. (MHz) | Ant. Factor (dB/m) | Cable loss (dB) | Amp. Factor (dB) | Emission Reading (dBuV) | Emission Level (dBuV/m) | Limits (dBuV/m) | Margin (dB) | Remark |
|---|------------------|--------------------|-----------------|------------------|-------------------------|-------------------------|-----------------|-------------|--------|
| 1 | 2353.125 | 29.42 | 7.31 | 36.63 | 52.19 | 52.29 | 74.00 | 21.71 | Peak |
| 2 | 2390.000 | 29.44 | 7.39 | 36.62 | 66.57 | 66.78 | 74.00 | 7.22 | Peak |
| 3 | 2400.000 | 29.44 | 7.43 | 36.62 | 85.16 | 85.41 | 74.00 | -11.41 | Peak |
| 4 | 2414.420 | 29.45 | 7.43 | 36.62 | 106.14 | 106.40 | 74.00 | -32.40 | Peak |

Remarks:

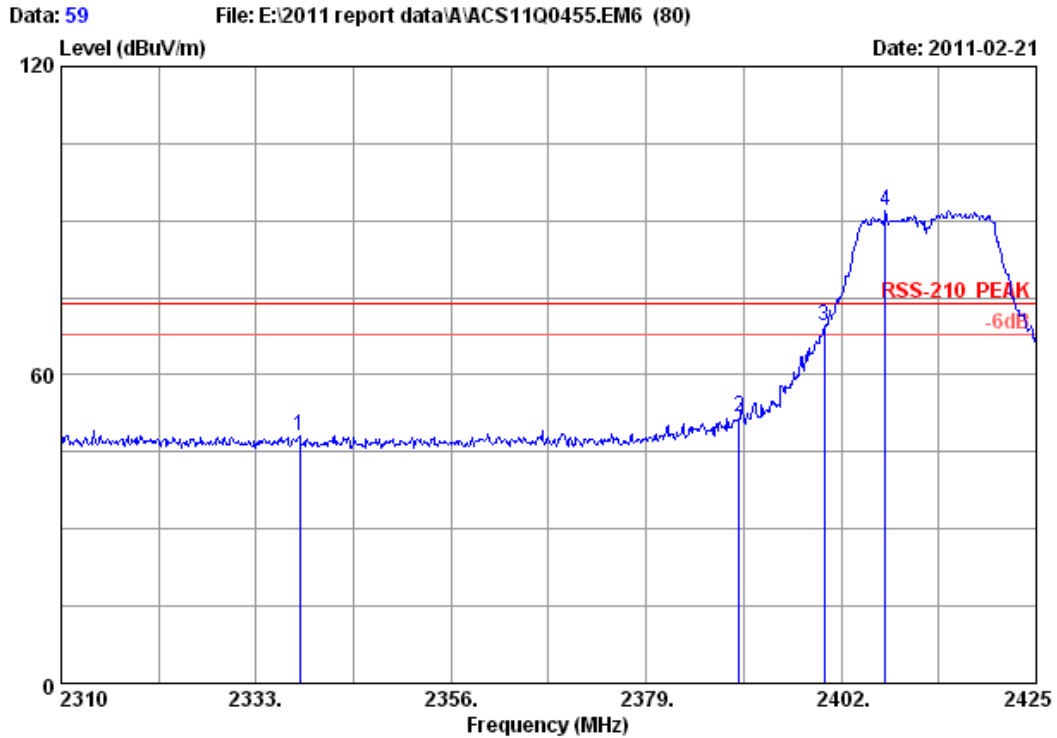
1. Emission Level= Antenna Factor + Cable Loss -Amp Factor + Reading.
2. The emission levels that are 20dB below the official limit are not reported.



Site no. : 3m Chamber Data no. : 58
 Dis. / Ant. : 3m 3115(0911) Ant. pol. : HORIZONTAL
 Limit : RSS-210 AV
 Env. / Ins. : 23°C/54% Engineer : Paul Tian
 EUT : 150Mbps Wireless Lite N USB Adapter
 Power : DC 5V From PC input AC 120V/60Hz
 Test mode : IEEE802.11g CH1 2412MHz
 M/N : WD650-BD-N

| | Ant. Freq. (MHz) | Ant. Factor (dB/m) | Cable loss (dB) | Amp. Factor (dB) | Emission Reading (dBUV) | Emission Level (dBUV/m) | Limits (dBUV/m) | Margin (dB) | Remark |
|---|------------------|--------------------|-----------------|------------------|-------------------------|-------------------------|-----------------|-------------|---------|
| 1 | 2316.670 | 29.39 | 7.24 | 36.63 | 34.85 | 34.85 | 54.00 | 19.15 | Average |
| 2 | 2390.000 | 29.44 | 7.39 | 36.62 | 50.45 | 50.66 | 54.00 | 3.34 | Average |
| 3 | 2400.000 | 29.44 | 7.43 | 36.62 | 58.39 | 58.64 | 54.00 | -4.64 | Average |
| 4 | 2410.970 | 29.45 | 7.43 | 36.62 | 92.19 | 92.45 | 54.00 | -38.45 | Average |

- Remarks:
1. Emission Level= Antenna Factor + Cable Loss -Amp Factor + Reading.
 2. The emission levels that are 20dB below the official limit are not reported.

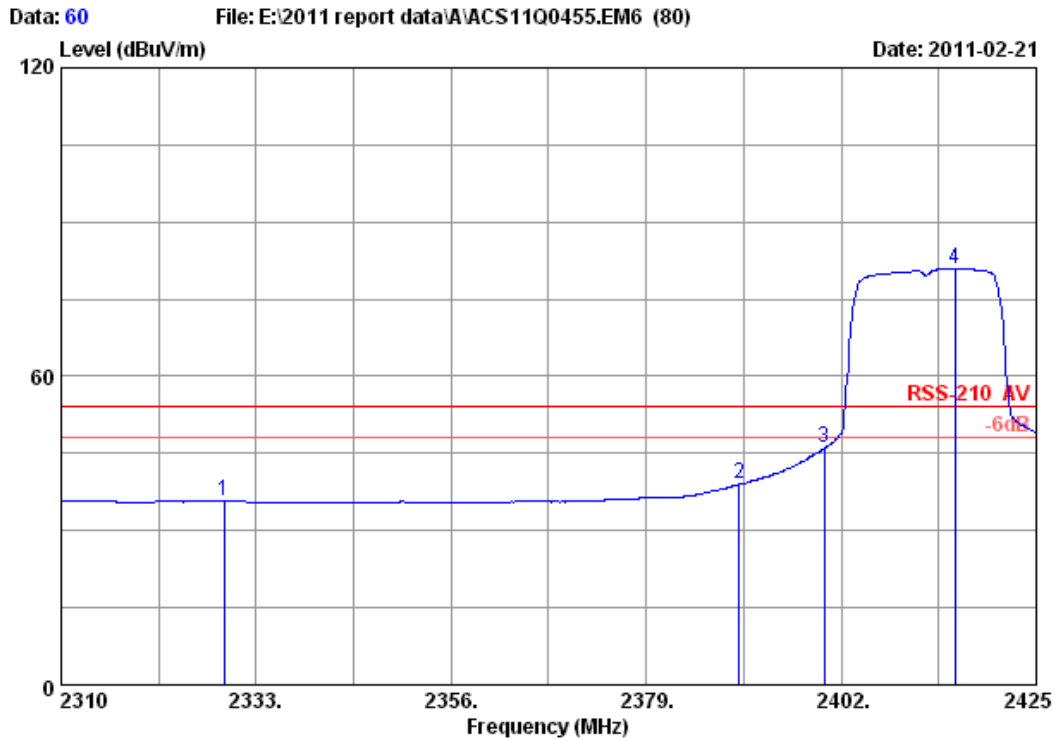


Site no. : 3m Chamber Data no. : 59
 Dis. / Ant. : 3m 3115(0911) Ant. pol. : VERTICAL
 Limit : RSS-210 PEAK
 Env. / Ins. : 23°C/54% Engineer : Paul Tian
 EUT : 150Mbps Wireless Lite N USB Adapter
 Power : DC 5V From PC input AC 120V/60Hz
 Test mode : IEEE802.11g CH1 2412MHz
 M/N : WD650-BD-N

| | Freq. (MHz) | Ant. Factor (dB/m) | Cable loss (dB) | Amp. Factor (dB) | Reading (dBUV) | Emission Level (dBUV/m) | Limits (dBUV/m) | Margin (dB) | Remark |
|---|-------------|--------------------|-----------------|------------------|----------------|-------------------------|-----------------|-------------|--------|
| 1 | 2338.175 | 29.41 | 7.27 | 36.63 | 47.99 | 48.04 | 74.00 | 25.96 | Peak |
| 2 | 2390.000 | 29.44 | 7.39 | 36.62 | 51.48 | 51.69 | 74.00 | 22.31 | Peak |
| 3 | 2400.000 | 29.44 | 7.43 | 36.62 | 69.33 | 69.58 | 74.00 | 4.42 | Peak |
| 4 | 2407.175 | 29.45 | 7.43 | 36.62 | 91.79 | 92.05 | 74.00 | -18.05 | Peak |

Remarks:

1. Emission Level= Antenna Factor + Cable Loss -Amp Factor + Reading.
2. The emission levels that are 20dB below the official limit are not reported.

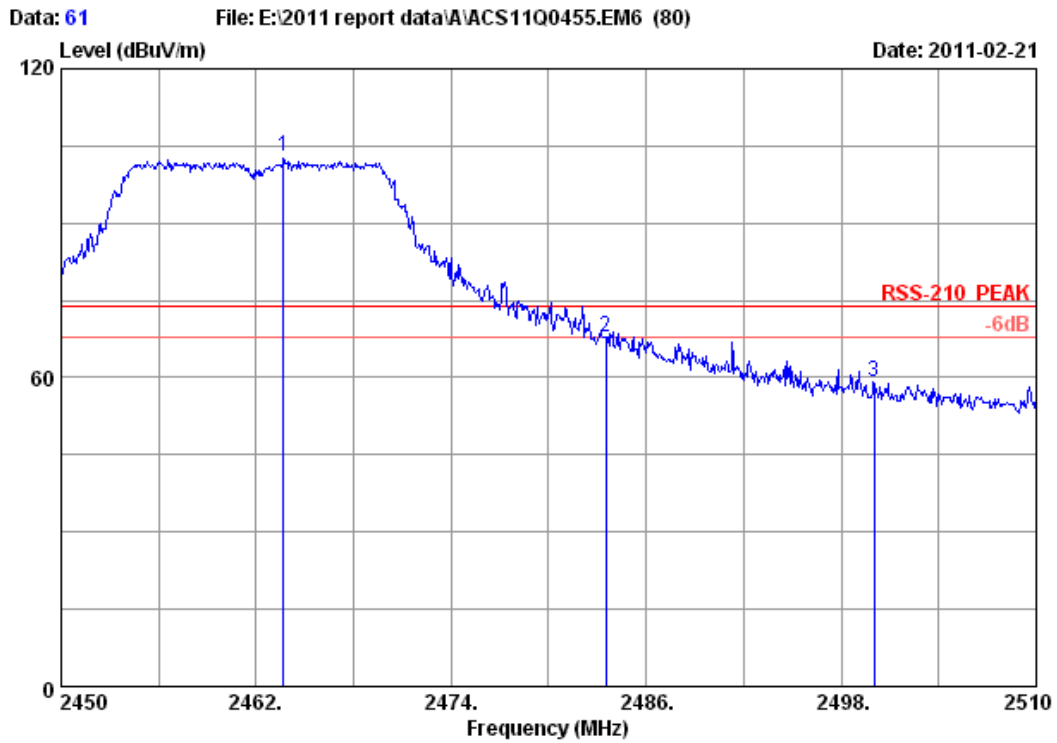


Site no. : 3m Chamber Data no. : 60
 Dis. / Ant. : 3m 3115(0911) Ant. pol. : VERTICAL
 Limit : RSS-210 AV
 Env. / Ins. : 23°C/54% Engineer : Paul Tian
 EUT : 150Mbps Wireless Lite N USB Adapter
 Power : DC 5V From PC input AC 120V/60Hz
 Test mode : IEEE802.11g CH1 2412MHz
 M/N : WD650-BD-N

| | Freq. (MHz) | Ant. Factor (dB/m) | Cable loss (dB) | Amp. Factor (dB) | Reading (dBuV) | Emission Level (dBuV/m) | Limits (dBuV/m) | Margin (dB) | Remark |
|---|-------------|--------------------|-----------------|------------------|----------------|-------------------------|-----------------|-------------|---------|
| 1 | 2329.205 | 29.40 | 7.27 | 36.63 | 35.86 | 35.90 | 54.00 | 18.10 | Average |
| 2 | 2390.000 | 29.44 | 7.39 | 36.62 | 38.93 | 39.14 | 54.00 | 14.86 | Average |
| 3 | 2400.000 | 29.44 | 7.43 | 36.62 | 46.02 | 46.27 | 54.00 | 7.73 | Average |
| 4 | 2415.455 | 29.45 | 7.43 | 36.61 | 80.74 | 81.01 | 54.00 | -27.01 | Average |

Remarks:

1. Emission Level= Antenna Factor + Cable Loss -Amp Factor + Reading.
2. The emission levels that are 20dB below the official limit are not reported.

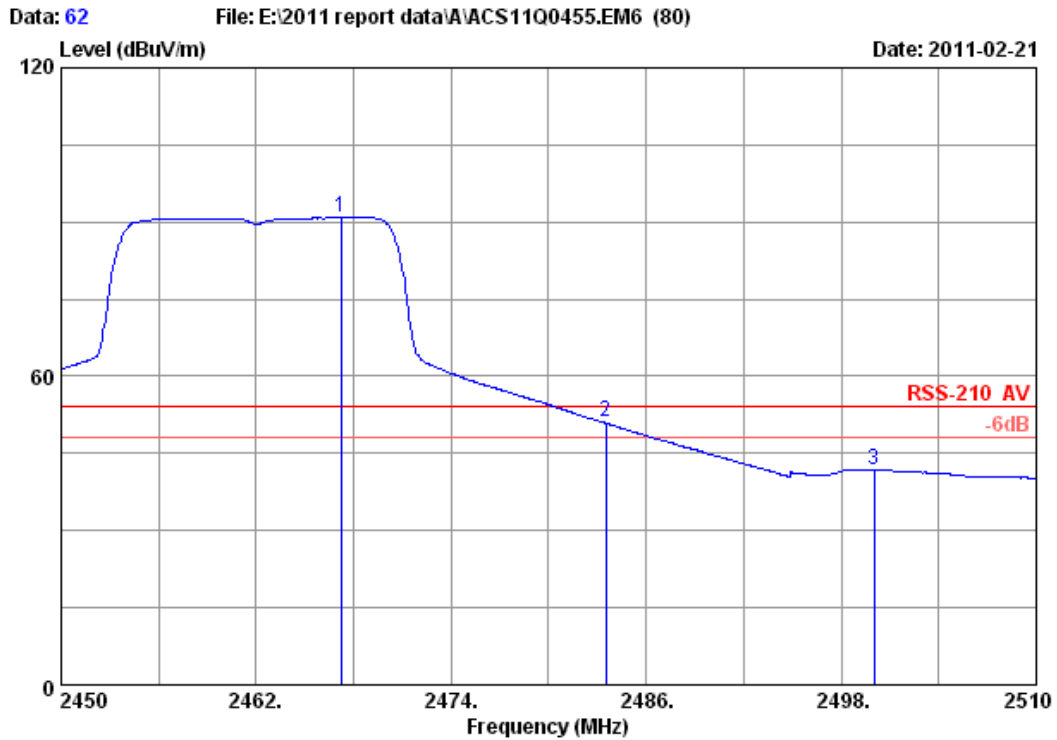


Site no. : 3m Chamber Data no. : 61
 Dis. / Ant. : 3m 3115(0911) Ant. pol. : HORIZONTAL
 Limit : RSS-210 PEAK
 Env. / Ins. : 23°C/54% Engineer : Paul Tian
 EUT : 150Mbps Wireless Lite N USB Adapter
 Power : DC 5V From PC input AC 120V/60Hz
 Test mode : IEEE802.11g CH11 2462MHz
 M/N : WD650-BD-N

| | Ant. Freq. (MHz) | Ant. Factor (dB/m) | Cable loss (dB) | Amp. Factor (dB) | Reading (dBuV) | Emission Level (dBuV/m) | Limits (dBuV/m) | Margin (dB) | Remark |
|---|------------------|--------------------|-----------------|------------------|----------------|-------------------------|-----------------|-------------|--------|
| 1 | 2463.680 | 29.48 | 7.54 | 36.61 | 102.39 | 102.80 | 74.00 | -28.80 | Peak |
| 2 | 2483.500 | 29.49 | 7.58 | 36.60 | 67.33 | 67.80 | 74.00 | 6.20 | Peak |
| 3 | 2500.000 | 29.50 | 7.62 | 36.60 | 58.78 | 59.30 | 74.00 | 14.70 | Peak |

Remarks:

1. Emission Level= Antenna Factor + Cable Loss -Amp Factor + Reading.
2. The emission levels that are 20dB below the official limit are not reported.

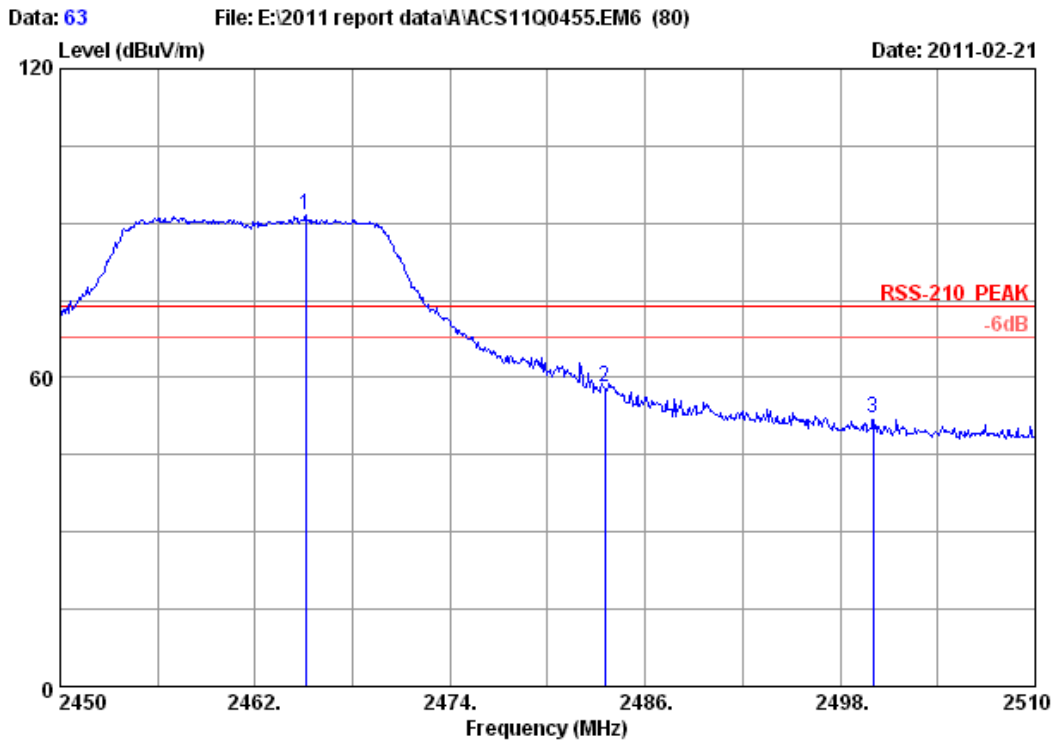


Site no. : 3m Chamber Data no. : 62
 Dis. / Ant. : 3m 3115(0911) Ant. pol. : HORIZONTAL
 Limit : RSS-210 AV
 Env. / Ins. : 23°C/54% Engineer : Paul Tian
 EUT : 150Mbps Wireless Lite N USB Adapter
 Power : DC 5V From PC input AC 120V/60Hz
 Test mode : IEEE802.11g CH11 2462MHz
 M/N : WD650-BD-N

| | Freq. | Ant. Factor | Cable loss | Amp. Factor | Reading | Emission Level | Limits | Margin | Remark |
|---|----------|-------------|------------|-------------|---------|----------------|----------|--------|---------|
| | (MHz) | (dB/m) | (dB) | (dB) | (dBuV) | (dBuV/m) | (dBuV/m) | (dB) | |
| 1 | 2467.220 | 29.48 | 7.54 | 36.60 | 90.60 | 91.02 | 54.00 | -37.02 | Average |
| 2 | 2483.500 | 29.49 | 7.58 | 36.60 | 50.54 | 51.01 | 54.00 | 2.99 | Average |
| 3 | 2500.000 | 29.50 | 7.62 | 36.60 | 41.38 | 41.90 | 54.00 | 12.10 | Average |

Remarks:

1. Emission Level= Antenna Factor + Cable Loss -amp Factor + Reading.
2. The emission levels that are 20dB below the official limit are not reported.

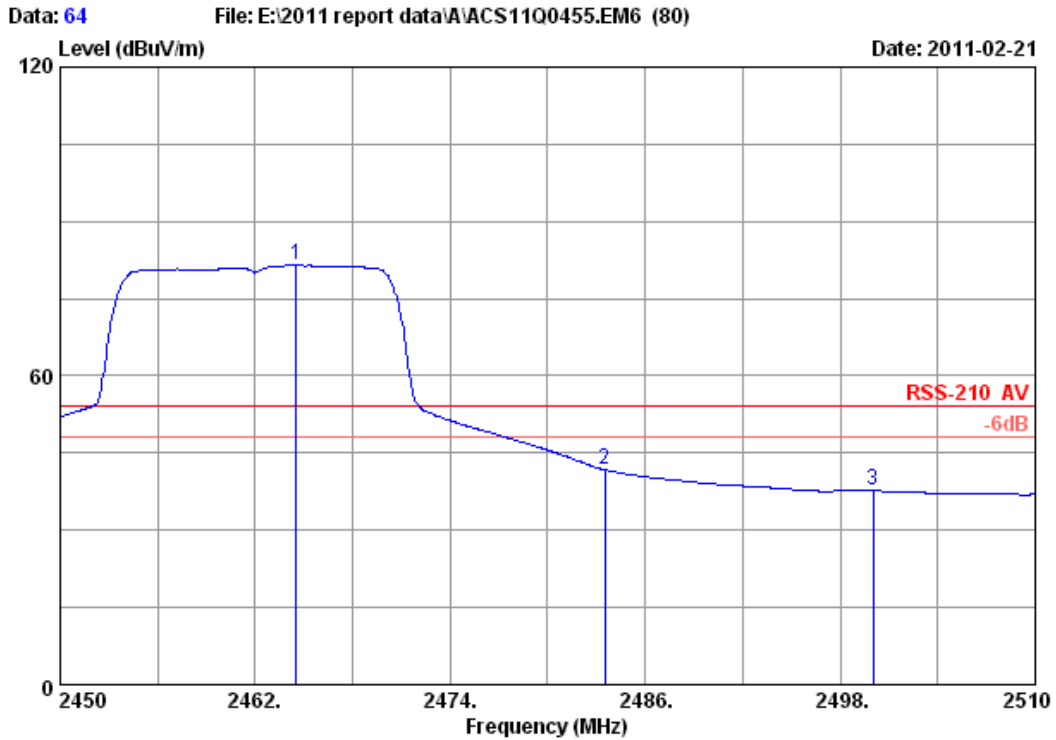


Site no. : 3m Chamber Data no. : 63
 Dis. / Ant. : 3m 3115(0911) Ant. pol. : VERTICAL
 Limit : RSS-210 PEAK
 Env. / Ins. : 23°C/54% Engineer : Paul Tian
 EUT : 150Mbps Wireless Lite N USB Adapter
 Power : DC 5V From PC input AC 120V/60Hz
 Test mode : IEEE802.11g CH11 2462MHz
 M/N : WD650-BD-N

| | Ant. Freq. (MHz) | Ant. Factor (dB/m) | Cable loss (dB) | Amp. Factor (dB) | Reading (dBuV) | Emission Level (dBuV/m) | Limits (dBuV/m) | Margin (dB) | Remark |
|---|------------------|--------------------|-----------------|------------------|----------------|-------------------------|-----------------|-------------|--------|
| 1 | 2465.120 | 29.48 | 7.54 | 36.61 | 91.32 | 91.73 | 74.00 | -17.73 | Peak |
| 2 | 2483.500 | 29.49 | 7.58 | 36.60 | 57.74 | 58.21 | 74.00 | 15.79 | Peak |
| 3 | 2500.000 | 29.50 | 7.62 | 36.60 | 51.51 | 52.03 | 74.00 | 21.97 | Peak |

Remarks:

1. Emission Level= Antenna Factor + Cable Loss -Amp Factor + Reading.
2. The emission levels that are 20dB below the official limit are not reported.

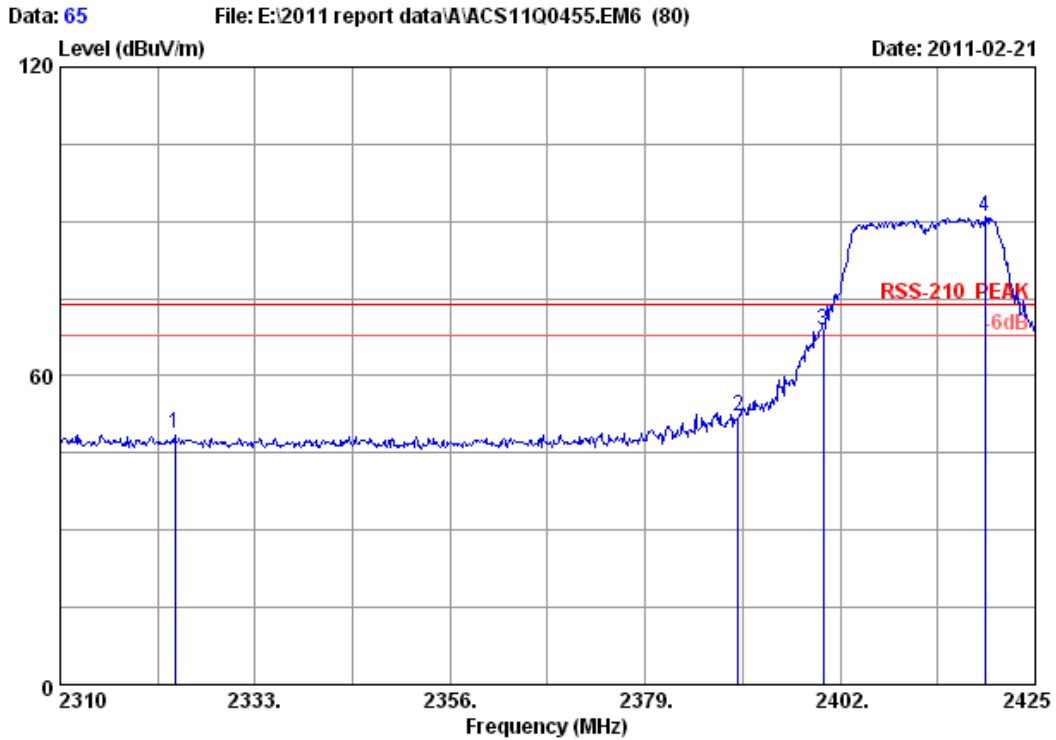


Site no. : 3m Chamber Data no. : 64
 Dis. / Ant. : 3m 3115(0911) Ant. pol. : VERTICAL
 Limit : RSS-210 AV
 Env. / Ins. : 23°C/54% Engineer : Paul Tian
 EUT : 150Mbps Wireless Lite N USB Adapter
 Power : DC 5V From PC input AC 120V/60Hz
 Test mode : IEEE802.11g CH11 2462MHz
 M/N : WD650-BD-N

| | Ant. Freq. (MHz) | Ant. Factor (dB/m) | Cable loss (dB) | Amp. Factor (dB) | Emission Reading (dBuV) | Emission Level (dBuV/m) | Limits (dBuV/m) | Margin (dB) | Remark |
|---|------------------|--------------------|-----------------|------------------|-------------------------|-------------------------|-----------------|-------------|---------|
| 1 | 2464.520 | 29.48 | 7.54 | 36.61 | 81.19 | 81.60 | 54.00 | -27.60 | Average |
| 2 | 2483.500 | 29.49 | 7.58 | 36.60 | 41.34 | 41.81 | 54.00 | 12.19 | Average |
| 3 | 2500.000 | 29.50 | 7.62 | 36.60 | 37.29 | 37.81 | 54.00 | 16.19 | Average |

Remarks:

1. Emission Level= Antenna Factor + Cable Loss -Amp Factor + Reading.
2. The emission levels that are 20dB below the official limit are not reported.

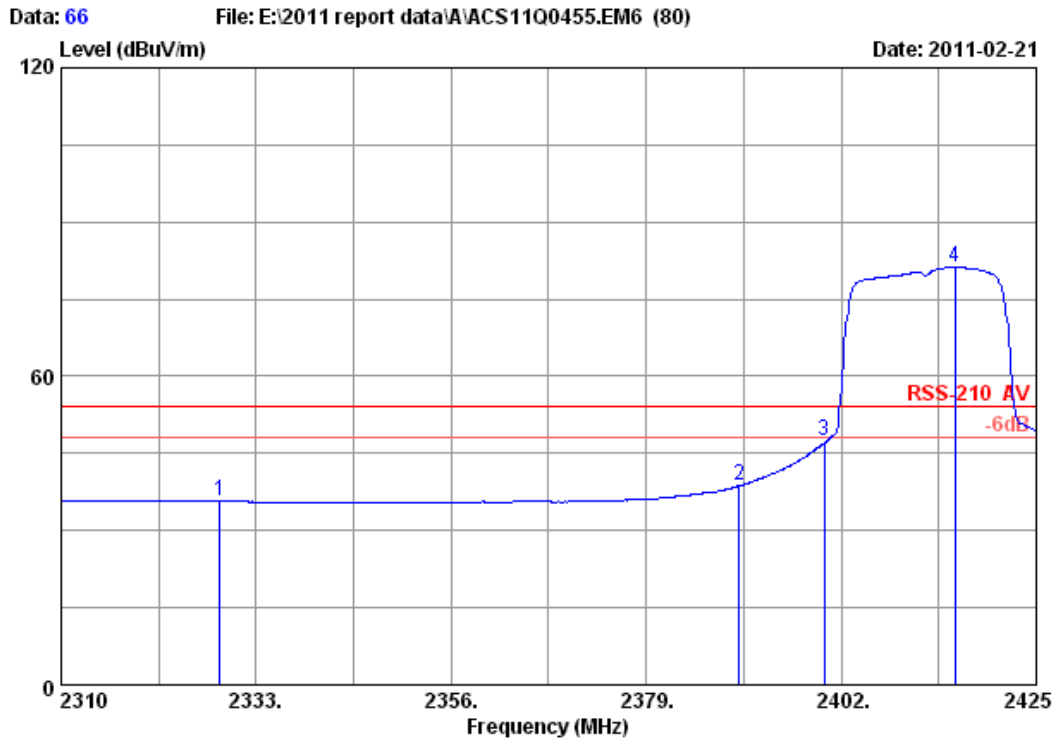


Site no. : 3m Chamber Data no. : 65
 Dis. / Ant. : 3m 3115(0911) Ant. pol. : VERTICAL
 Limit : RSS-210 PEAK
 Env. / Ins. : 23°C/54% Engineer : Paul Tian
 EUT : 150Mbps Wireless Lite N USB Adapter
 Power : DC 5V From PC input AC 120V/60Hz
 Test mode : IEEE802.11n HT20 CH1 2412MHz
 M/N : WD650-BD-N

| | Freq. (MHz) | Ant. Factor (dB/m) | Cable loss (dB) | Amp. Factor (dB) | Reading (dBuV) | Emission Level (dBuV/m) | Limits (dBuV/m) | Margin (dB) | Remark |
|---|----------------|--------------------------|-----------------------|------------------------|-------------------|-------------------------------|--------------------|----------------|--------|
| 1 | 2323.570 | 29.40 | 7.27 | 36.63 | 48.75 | 48.79 | 74.00 | 25.21 | Peak |
| 2 | 2390.000 | 29.44 | 7.39 | 36.62 | 52.06 | 52.27 | 74.00 | 21.73 | Peak |
| 3 | 2400.000 | 29.44 | 7.43 | 36.62 | 68.60 | 68.85 | 74.00 | 5.15 | Peak |
| 4 | 2419.020 | 29.45 | 7.46 | 36.61 | 90.59 | 90.89 | 74.00 | -16.89 | Peak |

Remarks:

1. Emission Level= Antenna Factor + Cable Loss -Amp Factor + Reading.
2. The emission levels that are 20dB below the official limit are not reported.

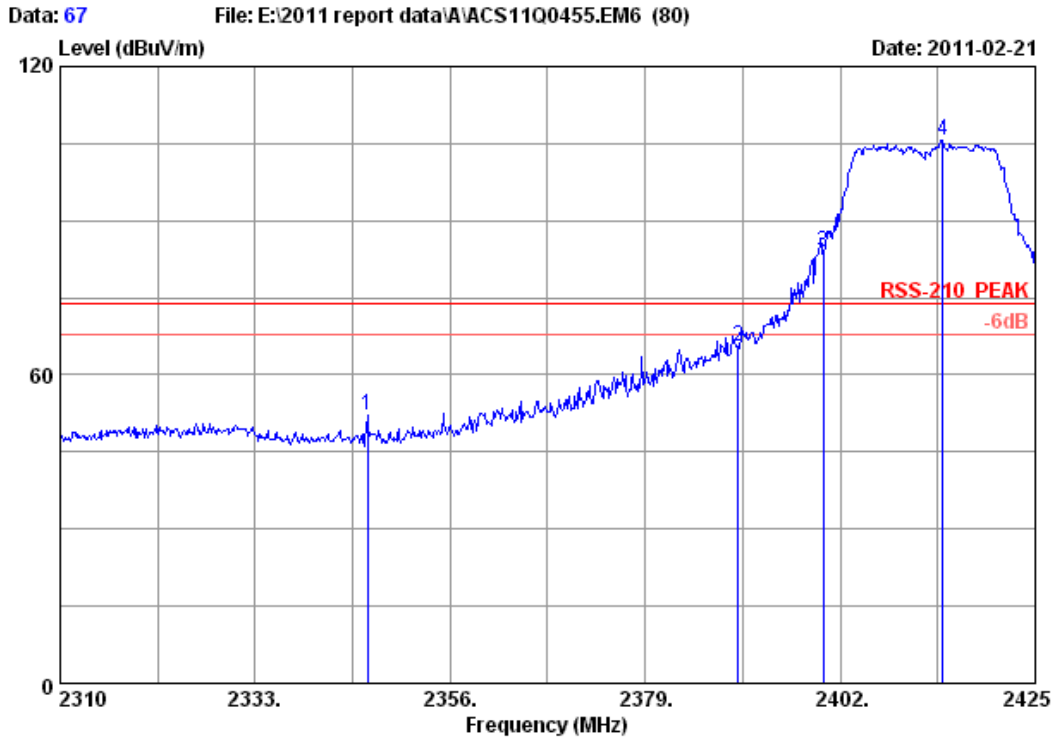


Site no. : 3m Chamber Data no. : 66
 Dis. / Ant. : 3m 3115(0911) Ant. pol. : VERTICAL
 Limit : RSS-210 AV
 Env. / Ins. : 23°C/54% Engineer : Paul Tian
 EUT : 150Mbps Wireless Lite N USB Adapter
 Power : DC 5V From PC input AC 120V/60Hz
 Test mode : IEEE802.11n HT20 CH1 2412MHz
 M/N : WD650-BD-N

| | Freq. | Ant. | Cable | Amp. | Emission | Limits | Margin | Remark | |
|---|----------|--------|-------|--------|----------|----------|----------|--------|---------|
| | (MHz) | (dB/m) | loss | Factor | Reading | Level | (dBuV/m) | (dB) | |
| | | | (dB) | (dB) | (dBuV) | (dBuV/m) | (dBuV/m) | (dB) | |
| 1 | 2328.745 | 29.40 | 7.27 | 36.63 | 35.77 | 35.81 | 54.00 | 18.19 | Average |
| 2 | 2390.000 | 29.44 | 7.39 | 36.62 | 38.68 | 38.89 | 54.00 | 15.11 | Average |
| 3 | 2400.000 | 29.44 | 7.43 | 36.62 | 47.12 | 47.37 | 54.00 | 6.63 | Average |
| 4 | 2415.455 | 29.45 | 7.43 | 36.61 | 81.04 | 81.31 | 54.00 | -27.31 | Average |

Remarks:

1. Emission Level= Antenna Factor + Cable Loss -Amp Factor + Reading.
2. The emission levels that are 20dB below the official limit are not reported.

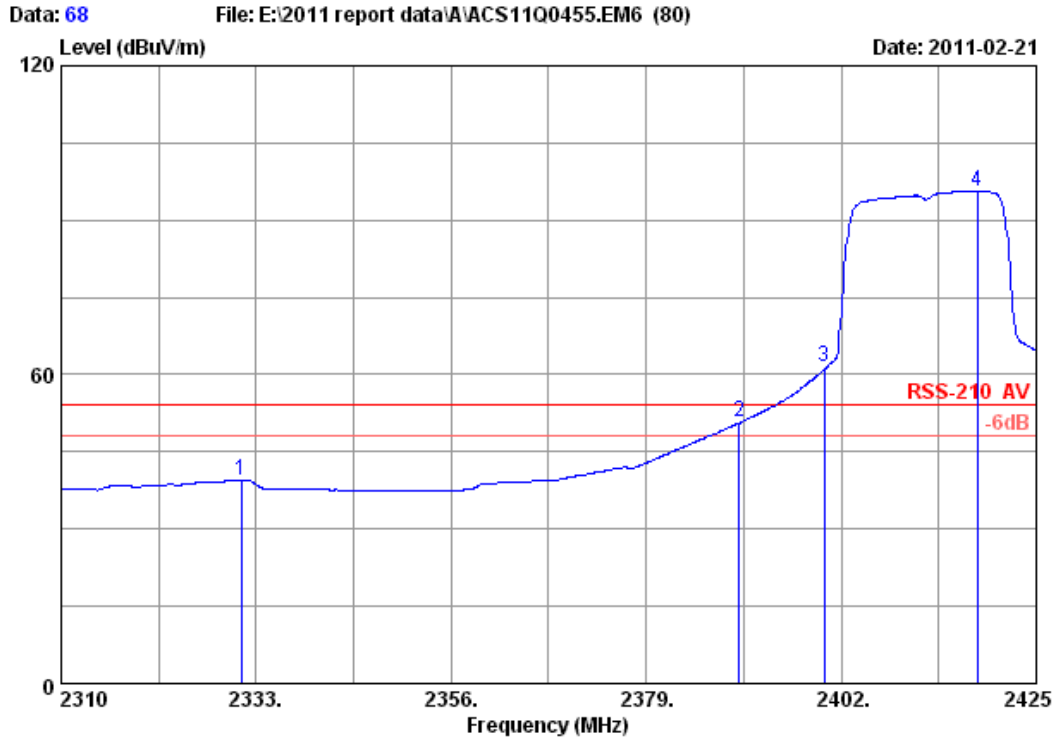


Site no. : 3m Chamber Data no. : 67
 Dis. / Ant. : 3m 3115(0911) Ant. pol. : HORIZONTAL
 Limit : RSS-210 PEAK
 Env. / Ins. : 23°C/54% Engineer : Paul Tian
 EUT : 150Mbps Wireless Lite N USB Adapter
 Power : DC 5V From PC input AC 120V/60Hz
 Test mode : IEEE802.11n HT20 CH1 2412MHz
 M/N : WD650-BD-N

| | Freq. | Factor | Ant. | Cable | Amp. | Reading | Emission | Limits | Margin | Remark |
|---|----------|--------|------|-------|--------|---------|----------|----------|--------|--------|
| | (MHz) | (dB/m) | (dB) | (dB) | (dB) | (dBUV) | (dBUV/m) | (dBUV/m) | (dB) | |
| 1 | 2346.225 | 29.41 | 7.31 | 36.63 | 52.19 | 52.28 | 74.00 | 21.72 | Peak | |
| 2 | 2390.000 | 29.44 | 7.39 | 36.62 | 65.33 | 65.54 | 74.00 | 8.46 | Peak | |
| 3 | 2400.000 | 29.44 | 7.43 | 36.62 | 83.71 | 83.96 | 74.00 | -9.96 | Peak | |
| 4 | 2414.075 | 29.45 | 7.43 | 36.62 | 105.40 | 105.66 | 74.00 | -31.66 | Peak | |

Remarks:

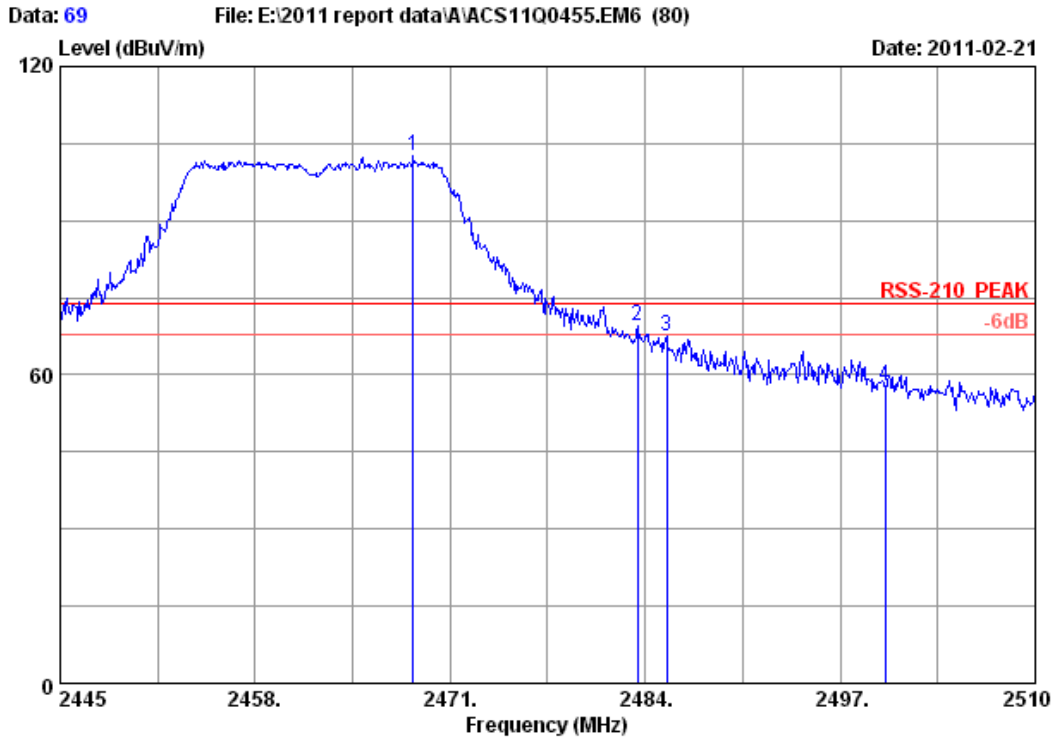
1. Emission Level= Antenna Factor + Cable Loss - Amp Factor + Reading.
2. The emission levels that are 20dB below the official limit are not reported.



Site no. : 3m Chamber Data no. : 68
 Dis. / Ant. : 3m 3115(0911) Ant. pol. : HORIZONTAL
 Limit : RSS-210 AV
 Env. / Ins. : 23°C/54% Engineer : Paul Tian
 EUT : 150Mbps Wireless Lite N USB Adapter
 Power : DC 5V From PC input AC 120V/60Hz
 Test mode : IEEE802.11n HT20 CH1 2412MHz
 M/N : WD650-BD-N

| | Ant. Freq. (MHz) | Ant. Factor (dB/m) | Cable loss (dB) | Amp. Factor (dB) | Emission Reading (dBuV) | Emission Level (dBuV/m) | Limits (dBuV/m) | Margin (dB) | Remark |
|---|------------------|--------------------|-----------------|------------------|-------------------------|-------------------------|-----------------|-------------|---------|
| 1 | 2331.275 | 29.40 | 7.27 | 36.63 | 39.49 | 39.53 | 54.00 | 14.47 | Average |
| 2 | 2390.000 | 29.44 | 7.39 | 36.62 | 50.59 | 50.80 | 54.00 | 3.20 | Average |
| 3 | 2400.000 | 29.44 | 7.43 | 36.62 | 61.10 | 61.35 | 54.00 | -7.35 | Average |
| 4 | 2418.100 | 29.45 | 7.43 | 36.61 | 95.38 | 95.65 | 54.00 | -41.65 | Average |

Remarks:
 1. Emission Level= Antenna Factor + Cable Loss -Amp Factor + Reading.
 2. The emission levels that are 20dB below the official limit are not reported.

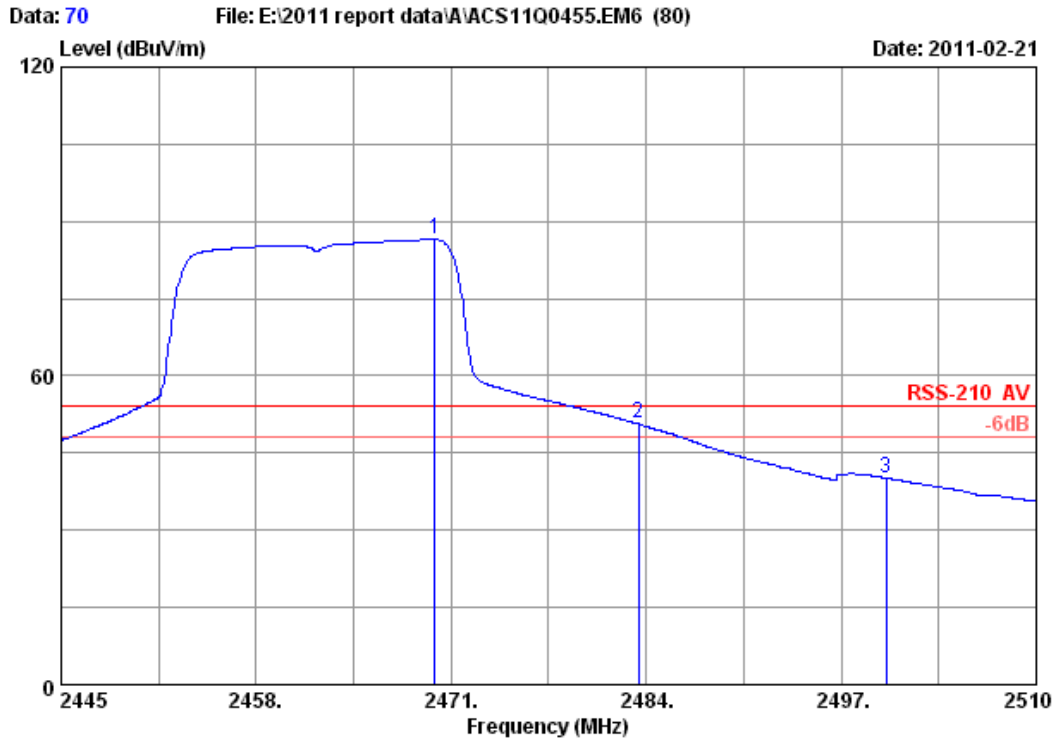


Site no. : 3m Chamber Data no. : 69
 Dis. / Ant. : 3m 3115(0911) Ant. pol. : HORIZONTAL
 Limit : RSS-210 PEAK
 Env. / Ins. : 23°C/54% Engineer : Paul Tian
 EUT : 150Mbps Wireless Lite N USB Adapter
 Power : DC 5V From PC input AC 120V/60Hz
 Test mode : IEEE802.11n HT20 CH11 2462MHz
 M/N : WD650-BD-N

| | Freq. (MHz) | Ant. Factor (dB/m) | Cable loss (dB) | Amp. Factor (dB) | Reading (dBuV) | Emission Level (dBuV/m) | Limits (dBuV/m) | Margin (dB) | Remark |
|---|-------------|--------------------|-----------------|------------------|----------------|-------------------------|-----------------|-------------|--------|
| 1 | 2468.530 | 29.48 | 7.54 | 36.60 | 102.26 | 102.68 | 74.00 | -28.68 | Peak |
| 2 | 2483.500 | 29.49 | 7.58 | 36.60 | 69.19 | 69.66 | 74.00 | 4.34 | Peak |
| 3 | 2485.430 | 29.49 | 7.58 | 36.60 | 66.99 | 67.46 | 74.00 | 6.54 | Peak |
| 4 | 2500.000 | 29.50 | 7.62 | 36.60 | 57.36 | 57.88 | 74.00 | 16.12 | Peak |

Remarks:

1. Emission Level= Antenna Factor + Cable Loss -Amp Factor + Reading.
2. The emission levels that are 20dB below the official limit are not reported.

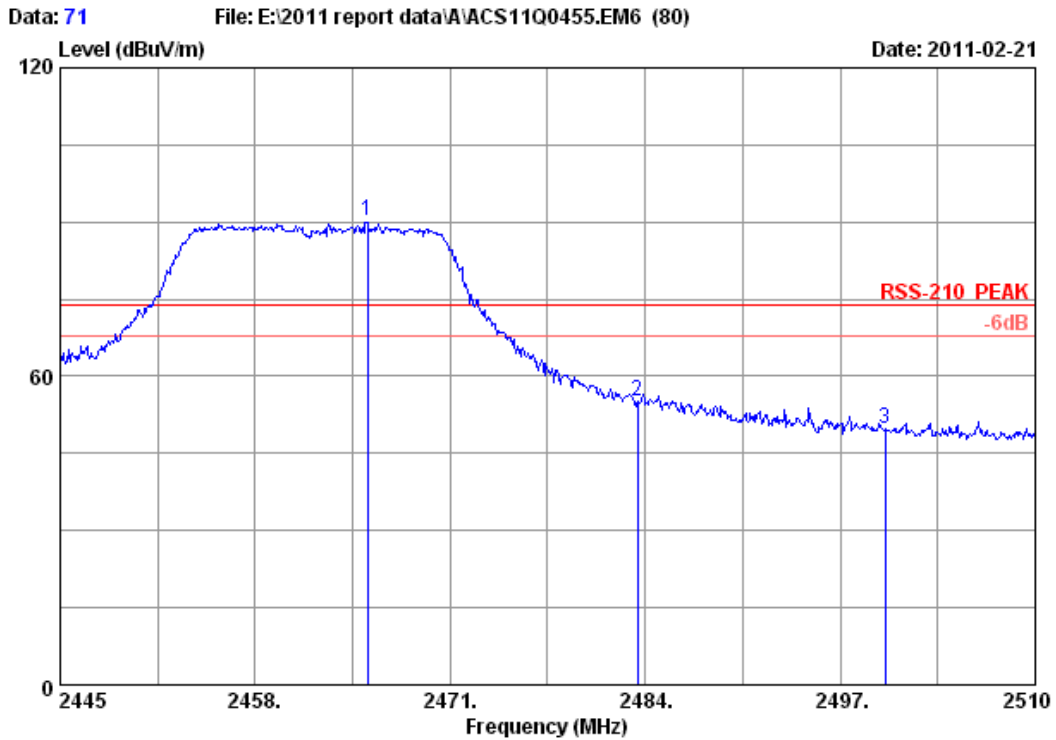


Site no. : 3m Chamber Data no. : 70
 Dis. / Ant. : 3m 3115(0911) Ant. pol. : HORIZONTAL
 Limit : RSS-210 AV
 Env. / Ins. : 23°C/54% Engineer : Paul Tian
 EUT : 150Mbps Wireless Lite N USB Adapter
 Power : DC 5V From PC input AC 120V/60Hz
 Test mode : IEEE802.11n HT20 CH11 2462MHz
 M/N : WD650-BD-N

| | Ant. Freq. (MHz) | Ant. Factor (dB/m) | Cable loss (dB) | Amp. Factor (dB) | Emission Reading (dBUV) | Emission Level (dBUV/m) | Limits (dBUV/m) | Margin (dB) | Remark |
|---|------------------|--------------------|-----------------|------------------|-------------------------|-------------------------|-----------------|-------------|---------|
| 1 | 2469.895 | 29.48 | 7.54 | 36.60 | 86.22 | 86.64 | 54.00 | -32.64 | Average |
| 2 | 2483.500 | 29.49 | 7.58 | 36.60 | 50.33 | 50.80 | 54.00 | 3.20 | Average |
| 3 | 2500.000 | 29.50 | 7.62 | 36.60 | 39.75 | 40.27 | 54.00 | 13.73 | Average |

Remarks:

1. Emission Level= Antenna Factor + Cable Loss -Amp Factor + Reading.
2. The emission levels that are 20dB below the official limit are not reported.

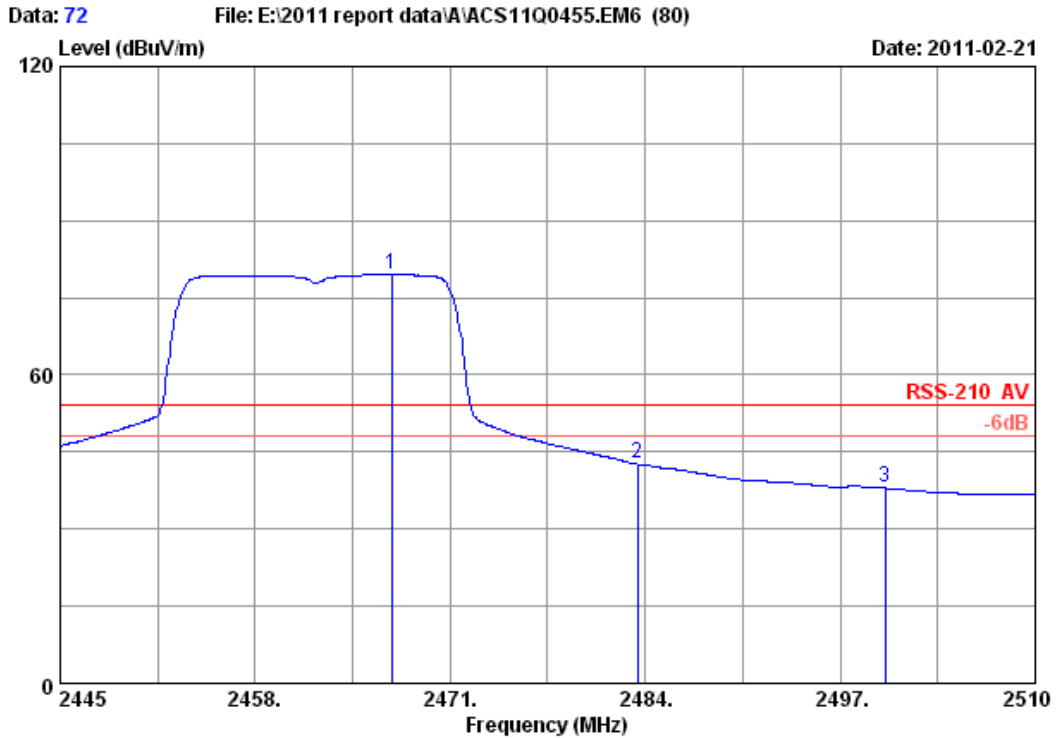


Site no. : 3m Chamber Data no. : 71
 Dis. / Ant. : 3m 3115(0911) Ant. pol. : VERTICAL
 Limit : RSS-210 PEAK
 Env. / Ins. : 23°C/54% Engineer : Paul Tian
 EUT : 150Mbps Wireless Lite N USB Adapter
 Power : DC 5V From PC input AC 120V/60Hz
 Test mode : IEEE802.11n HT20 CH11 2462MHz
 M/N : WD650-BD-N

| | Freq. | Ant. Factor | Cable loss | Amp. Factor | Reading | Emission Level | Limits | Margin | Remark |
|---|----------|-------------|------------|-------------|---------|----------------|----------|--------|--------|
| | (MHz) | (dB/m) | (dB) | (dB) | (dBuV) | (dBuV/m) | (dBuV/m) | (dB) | |
| 1 | 2465.475 | 29.48 | 7.54 | 36.61 | 89.71 | 90.12 | 74.00 | -16.12 | Peak |
| 2 | 2483.500 | 29.49 | 7.58 | 36.60 | 54.85 | 55.32 | 74.00 | 18.68 | Peak |
| 3 | 2500.000 | 29.50 | 7.62 | 36.60 | 49.18 | 49.70 | 74.00 | 24.30 | Peak |

Remarks:

1. Emission Level= Antenna Factor + Cable Loss -amp Factor + Reading.
2. The emission levels that are 20dB below the official limit are not reported.

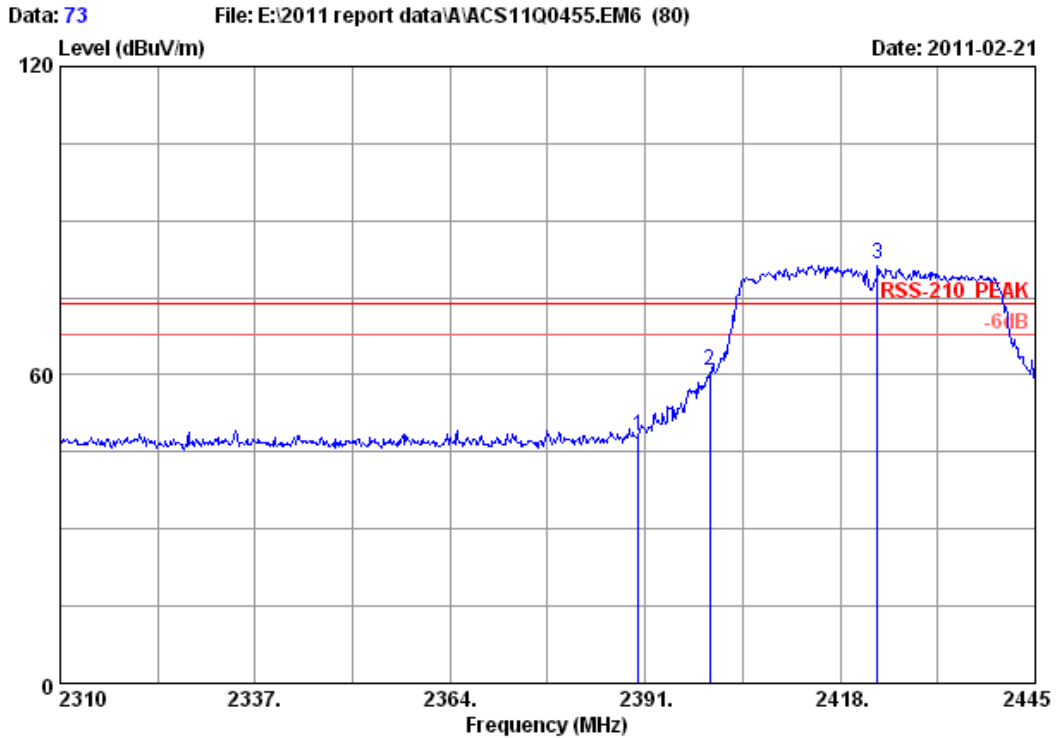


Site no. : 3m Chamber Data no. : 72
 Dis. / Ant. : 3m 3115(0911) Ant. pol. : VERTICAL
 Limit : RSS-210 AV
 Env. / Ins. : 23°C/54% Engineer : Paul Tian
 EUT : 150Mbps Wireless Lite N USB Adapter
 Power : DC 5V From PC input AC 120V/60Hz
 Test mode : IEEE802.11n HT20 CH11 2462MHz
 M/N : WD650-BD-N

| | Freq. | Ant. | Cable | Amp. | Reading | Emission | Limits | Margin | Remark |
|---|----------|--------|-------|--------|---------|----------|----------|--------|---------|
| | (MHz) | (dB/m) | loss | Factor | (dBUV) | Level | (dBUV/m) | (dB) | |
| | | | (dB) | (dB) | | (dBUV/m) | | | |
| 1 | 2467.100 | 29.48 | 7.54 | 36.60 | 79.27 | 79.69 | 54.00 | -25.69 | Average |
| 2 | 2483.500 | 29.49 | 7.58 | 36.60 | 42.20 | 42.67 | 54.00 | 11.33 | Average |
| 3 | 2500.000 | 29.50 | 7.62 | 36.60 | 37.56 | 38.08 | 54.00 | 15.92 | Average |

Remarks:

1. Emission Level= Antenna Factor + Cable Loss -Amp Factor + Reading.
2. The emission levels that are 20dB below the official limit are not reported.

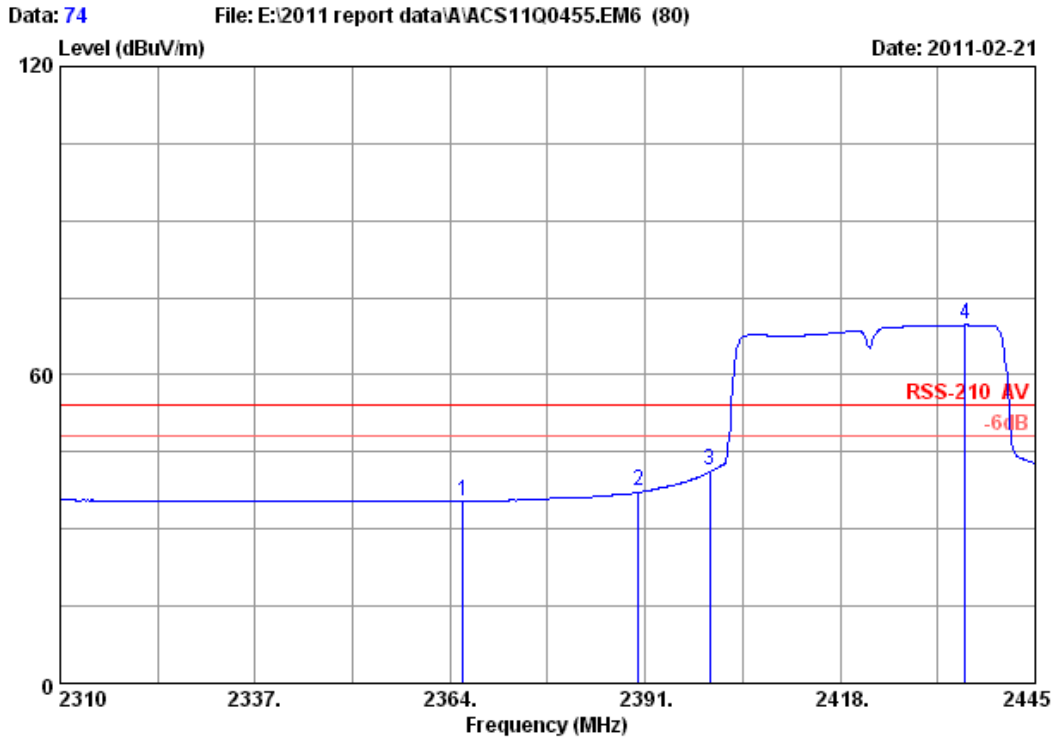


Site no. : 3m Chamber Data no. : 73
 Dis. / Ant. : 3m 3115(0911) Ant. pol. : VERTICAL
 Limit : RSS-210 PEAK
 Env. / Ins. : 23°C/54% Engineer : Paul Tian
 EUT : 150Mbps Wireless Lite N USB Adapter
 Power : DC 5V From PC input AC 120V/60Hz
 Test mode : IEEE802.11n HT40 CH1 2422MHz
 M/N : WD650-BD-N

| | Freq. | Ant. Factor | Cable loss | Amp. Factor | Reading | Emission Level | Limits | Margin | Remark |
|---|----------|-------------|------------|-------------|---------|----------------|----------|--------|--------|
| | (MHz) | (dB/m) | (dB) | (dB) | (dBuV) | (dBuV/m) | (dBuV/m) | (dB) | |
| 1 | 2390.000 | 29.44 | 7.39 | 36.62 | 48.08 | 48.29 | 74.00 | 25.71 | Peak |
| 2 | 2400.000 | 29.44 | 7.43 | 36.62 | 60.60 | 60.85 | 74.00 | 13.15 | Peak |
| 3 | 2423.130 | 29.46 | 7.46 | 36.61 | 81.10 | 81.41 | 74.00 | -7.41 | Peak |

Remarks:

- Emission Level= Antenna Factor + Cable Loss -Amp Factor + Reading.
- The emission levels that are 20dB below the official limit are not reported.

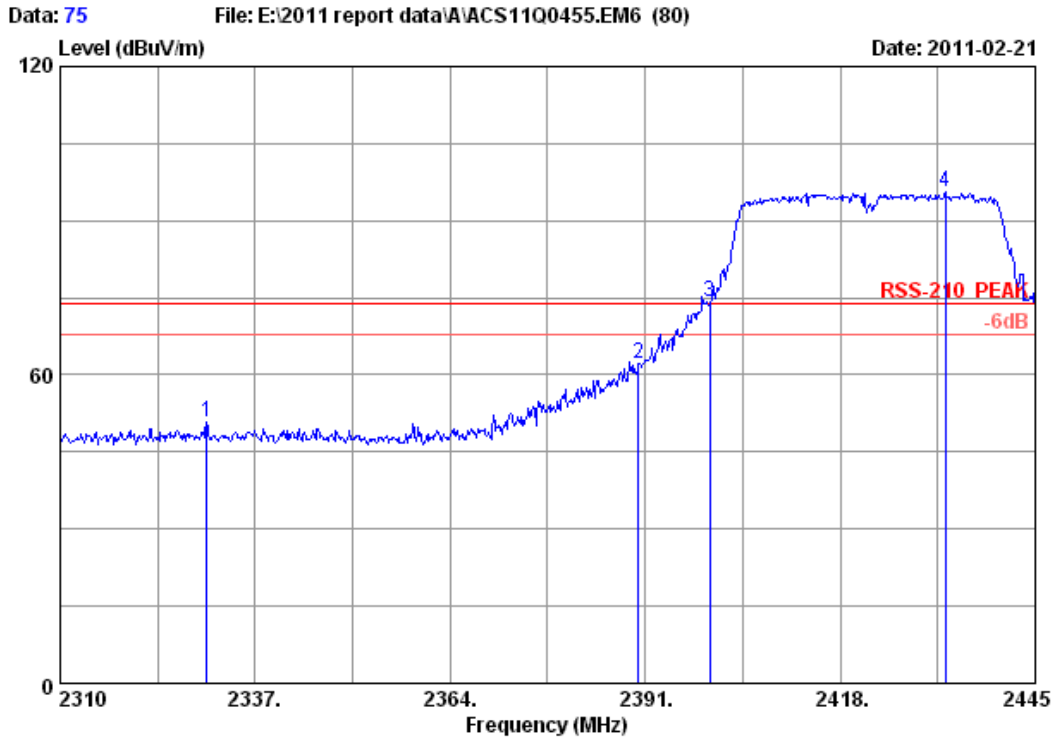


Site no. : 3m Chamber Data no. : 74
 Dis. / Ant. : 3m 3115(0911) Ant. pol. : VERTICAL
 Limit : RSS-210 AV
 Env. / Ins. : 23°C/54% Engineer : Paul Tian
 EUT : 150Mbps Wireless Lite N USB Adapter
 Power : DC 5V From PC input AC 120V/60Hz
 Test mode : IEEE802.11n HT40 CH1 2422MHz
 M/N : WD650-BD-N

| | Freq. | Ant. Factor | Cable loss | Amp. Factor | Reading | Emission Level | Limits | Margin | Remark |
|---|----------|-------------|------------|-------------|---------|----------------|----------|--------|---------|
| | (MHz) | (dB/m) | (dB) | (dB) | (dBuV) | (dBuV/m) | (dBuV/m) | (dB) | |
| 1 | 2365.755 | 29.42 | 7.35 | 36.62 | 35.43 | 35.58 | 54.00 | 18.42 | Average |
| 2 | 2390.000 | 29.44 | 7.39 | 36.62 | 37.08 | 37.29 | 54.00 | 16.71 | Average |
| 3 | 2400.000 | 29.44 | 7.43 | 36.62 | 41.13 | 41.38 | 54.00 | 12.62 | Average |
| 4 | 2435.280 | 29.46 | 7.46 | 36.61 | 69.53 | 69.84 | 54.00 | -15.84 | Average |

Remarks:

1. Emission Level= Antenna Factor + Cable Loss -Amp Factor + Reading.
2. The emission levels that are 20dB below the official limit are not reported.

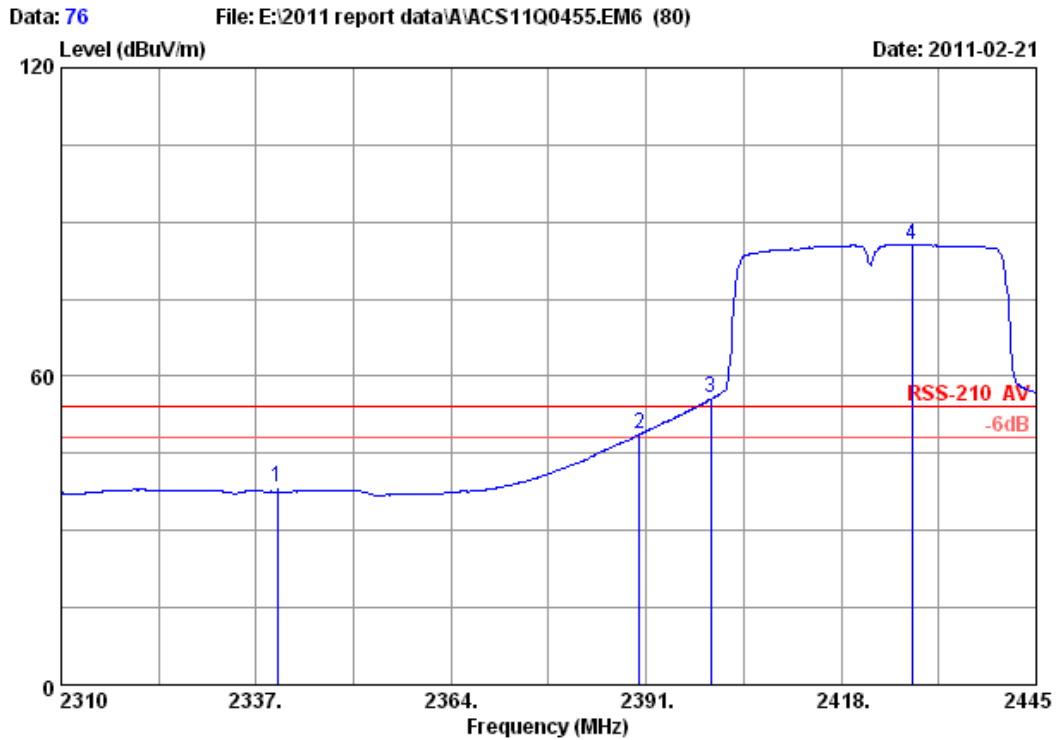


Site no. : 3m Chamber Data no. : 75
 Dis. / Ant. : 3m 3115(0911) Ant. pol. : HORIZONTAL
 Limit : RSS-210 PEAK
 Env. / Ins. : 23°C/54% Engineer : Paul Tian
 EUT : 150Mbps Wireless Lite N USB Adapter
 Power : DC 5V From PC input AC 120V/60Hz
 Test mode : IEEE802.11n HT40 CH1 2422MHz
 M/N : WD650-BD-N

| | Freq. (MHz) | Ant. Factor (dB/m) | Cable loss (dB) | Amp. Factor (dB) | Reading (dBuV) | Emission Level (dBuV/m) | Limits (dBuV/m) | Margin (dB) | Remark |
|---|-------------|--------------------|-----------------|------------------|----------------|-------------------------|-----------------|-------------|--------|
| 1 | 2330.250 | 29.40 | 7.27 | 36.63 | 50.85 | 50.89 | 74.00 | 23.11 | Peak |
| 2 | 2390.000 | 29.44 | 7.39 | 36.62 | 62.02 | 62.23 | 74.00 | 11.77 | Peak |
| 3 | 2400.000 | 29.44 | 7.43 | 36.62 | 73.98 | 74.23 | 74.00 | -0.23 | Peak |
| 4 | 2432.580 | 29.46 | 7.46 | 36.61 | 95.44 | 95.75 | 74.00 | -21.75 | Peak |

Remarks:

1. Emission Level= Antenna Factor + Cable Loss -Amp Factor + Reading.
2. The emission levels that are 20dB below the official limit are not reported.

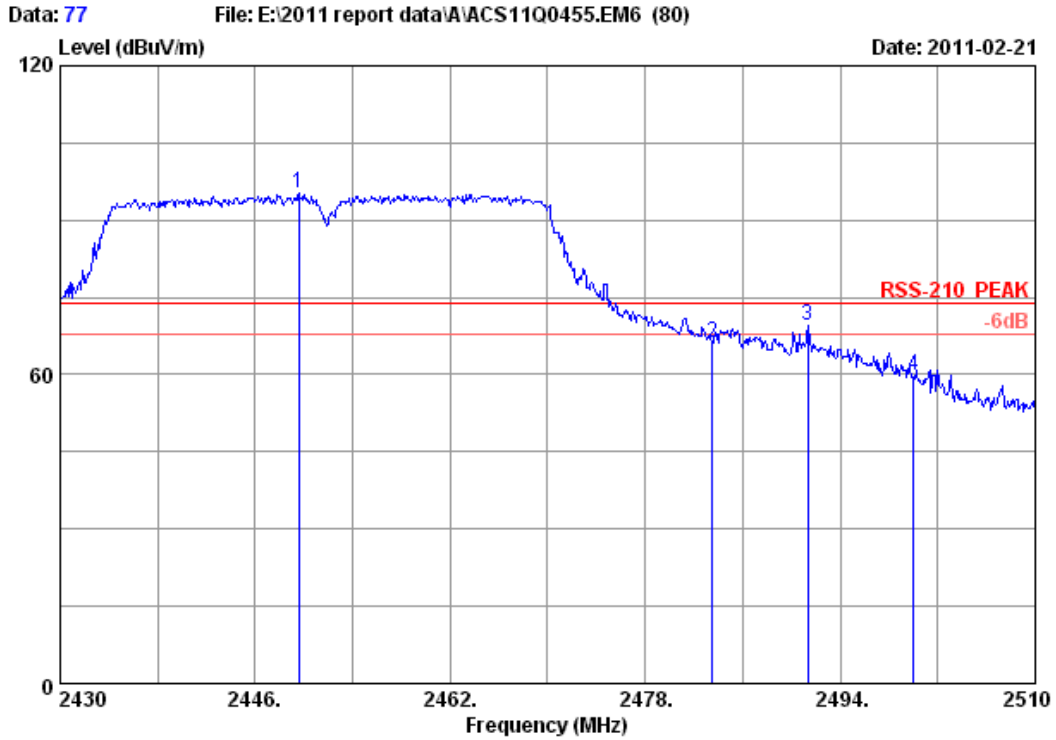


Site no. : 3m Chamber Data no. : 76
 Dis. / Ant. : 3m 3115(0911) Ant. pol. : HORIZONTAL
 Limit : RSS-210 AV
 Env. / Ins. : 23°C/54% Engineer : Paul Tian
 EUT : 150Mbps Wireless Lite N USB Adapter
 Power : DC 5V From PC input AC 120V/60Hz
 Test mode : IEEE802.11n HT40 CH1 2422MHz
 M/N : WD650-BD-N

| | Freq. (MHz) | Ant. Factor (dB/m) | Cable loss (dB) | Amp. Factor (dB) | Reading (dBUV) | Emission Level (dBUV/m) | Limits (dBUV/m) | Margin (dB) | Remark |
|---|-------------|--------------------|-----------------|------------------|----------------|-------------------------|-----------------|-------------|---------|
| 1 | 2339.970 | 29.41 | 7.31 | 36.63 | 38.28 | 38.37 | 54.00 | 15.63 | Average |
| 2 | 2390.000 | 29.44 | 7.39 | 36.62 | 48.61 | 48.82 | 54.00 | 5.18 | Average |
| 3 | 2400.000 | 29.44 | 7.43 | 36.62 | 55.57 | 55.82 | 54.00 | -1.82 | Average |
| 4 | 2427.855 | 29.46 | 7.46 | 36.61 | 85.28 | 85.59 | 54.00 | -31.59 | Average |

Remarks:

1. Emission Level= Antenna Factor + Cable Loss -Amp Factor + Reading.
2. The emission levels that are 20dB below the official limit are not reported.

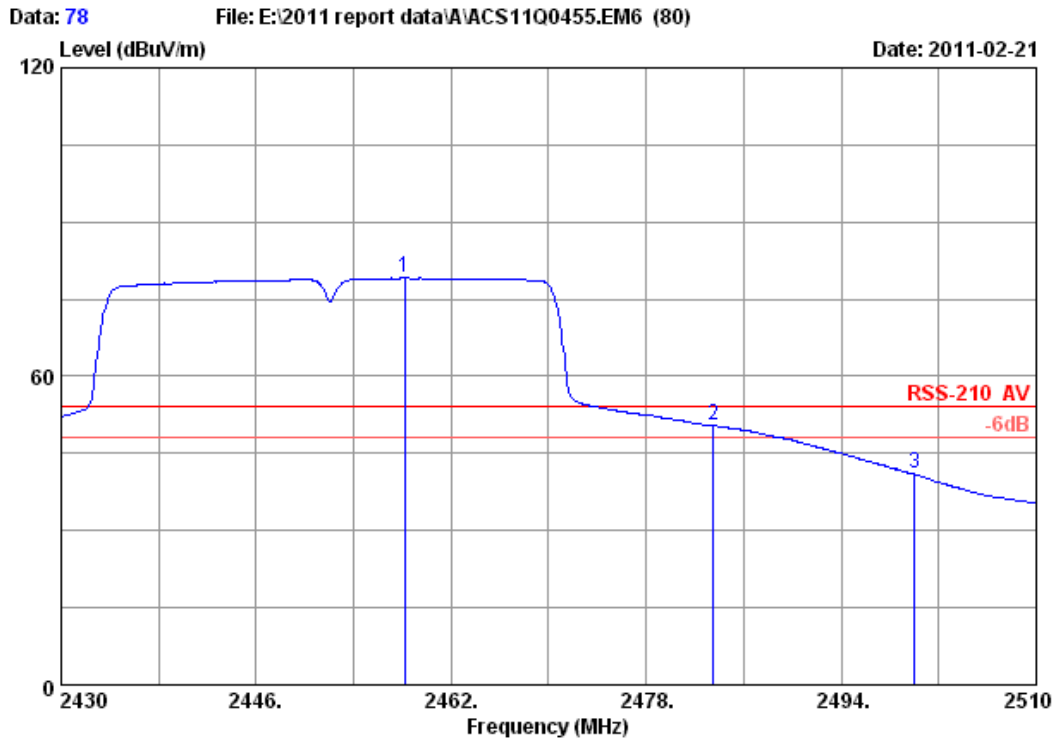


Site no. : 3m Chamber Data no. : 77
 Dis. / Ant. : 3m 3115(0911) Ant. pol. : HORIZONTAL
 Limit : RSS-210 PEAK
 Env. / Ins. : 23°C/54% Engineer : Paul Tian
 EUT : 150Mbps Wireless Lite N USB Adapter
 Power : DC 5V From PC input AC 120V/60Hz
 Test mode : IEEE802.11n HT40 CH7 2452MHz
 M/N : WD650-BD-N

| | Ant. Freq. (MHz) | Ant. Factor (dB/m) | Cable loss (dB) | Amp. Factor (dB) | Emission Reading (dBuV) | Emission Level (dBuV/m) | Limits (dBuV/m) | Margin (dB) | Remark |
|---|------------------|--------------------|-----------------|------------------|-------------------------|-------------------------|-----------------|-------------|--------|
| 1 | 2449.600 | 29.47 | 7.50 | 36.61 | 94.92 | 95.28 | 74.00 | -21.28 | Peak |
| 2 | 2483.500 | 29.49 | 7.58 | 36.60 | 65.85 | 66.32 | 74.00 | 7.68 | Peak |
| 3 | 2491.360 | 29.50 | 7.58 | 36.60 | 69.20 | 69.68 | 74.00 | 4.32 | Peak |
| 4 | 2500.000 | 29.50 | 7.62 | 36.60 | 59.24 | 59.76 | 74.00 | 14.24 | Peak |

Remarks:

1. Emission Level= Antenna Factor + Cable Loss -Amp Factor + Reading.
2. The emission levels that are 20dB below the official limit are not reported.

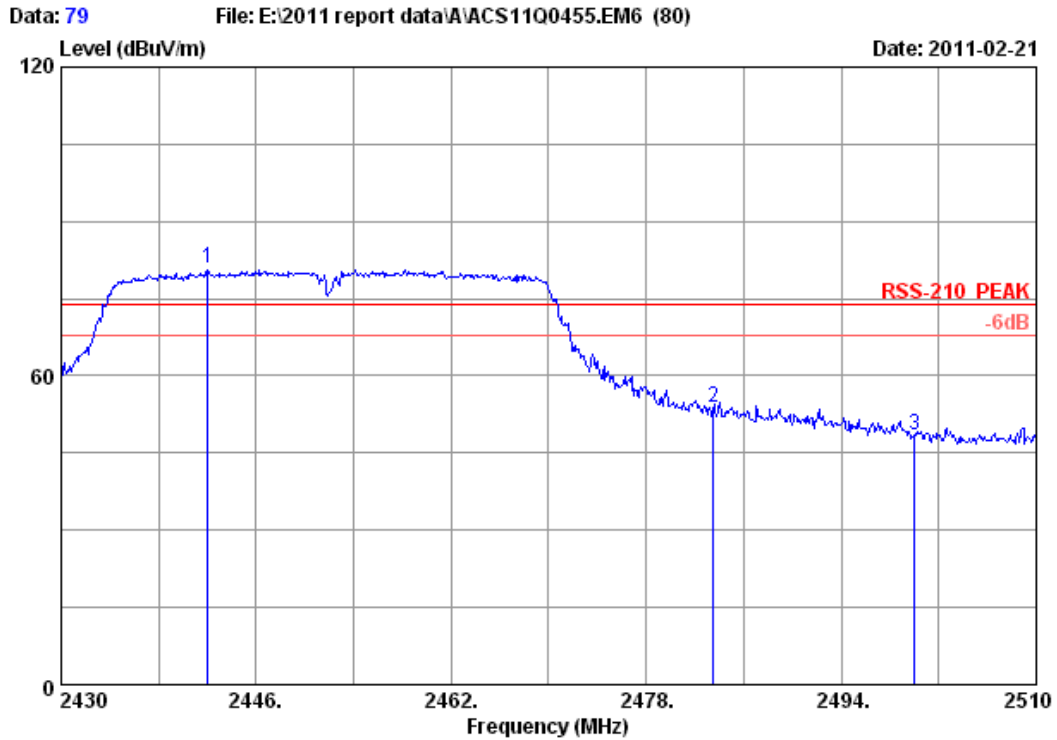


Site no. : 3m Chamber Data no. : 78
 Dis. / Ant. : 3m 3115(0911) Ant. pol. : HORIZONTAL
 Limit : RSS-210 AV
 Env. / Ins. : 23°C/54% Engineer : Paul Tian
 EUT : 150Mbps Wireless Lite N USB Adapter
 Power : DC 5V From PC input AC 120V/60Hz
 Test mode : IEEE802.11n HT40 CH7 2452MHz
 M/N : WD650-BD-N

| | Freq. | Ant. Factor | Cable loss | Amp. Factor | Reading | Emission Level | Limits | Margin | Remark |
|---|----------|-------------|------------|-------------|---------|----------------|----------|--------|---------|
| | (MHz) | (dB/m) | (dB) | (dB) | (dBuV) | (dBuV/m) | (dBuV/m) | (dB) | |
| 1 | 2458.160 | 29.48 | 7.50 | 36.61 | 78.83 | 79.20 | 54.00 | -25.20 | Average |
| 2 | 2483.500 | 29.49 | 7.58 | 36.60 | 50.07 | 50.54 | 54.00 | 3.46 | Average |
| 3 | 2500.000 | 29.50 | 7.62 | 36.60 | 40.58 | 41.10 | 54.00 | 12.90 | Average |

Remarks:

1. Emission Level= Antenna Factor + Cable Loss -amp Factor + Reading.
2. The emission levels that are 20dB below the official limit are not reported.

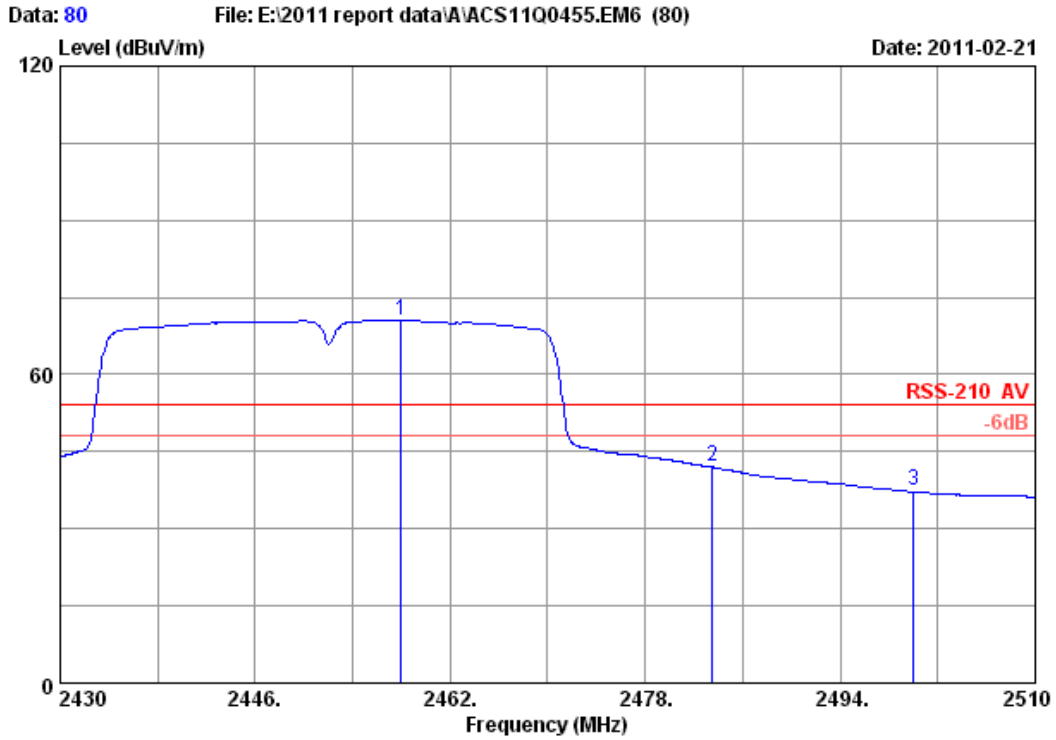


Site no. : 3m Chamber Data no. : 79
 Dis. / Ant. : 3m 3115(0911) Ant. pol. : VERTICAL
 Limit : RSS-210 PEAK
 Env. / Ins. : 23°C/54% Engineer : Paul Tian
 EUT : 150Mbps Wireless Lite N USB Adapter
 Power : DC 5V From PC input AC 120V/60Hz
 Test mode : IEEE802.11n HT40 CH7 2452MHz
 M/N : WD650-BD-N

| | Ant. Freq. (MHz) | Ant. Factor (dB/m) | Cable loss (dB) | Amp. Factor (dB) | Emission Reading (dBuV) | Emission Level (dBuV/m) | Limits (dBuV/m) | Margin (dB) | Remark |
|---|------------------|--------------------|-----------------|------------------|-------------------------|-------------------------|-----------------|-------------|--------|
| 1 | 2442.000 | 29.47 | 7.50 | 36.61 | 80.37 | 80.73 | 74.00 | -6.73 | Peak |
| 2 | 2483.500 | 29.49 | 7.58 | 36.60 | 53.24 | 53.71 | 74.00 | 20.29 | Peak |
| 3 | 2500.000 | 29.50 | 7.62 | 36.60 | 48.07 | 48.59 | 74.00 | 25.41 | Peak |

Remarks:

1. Emission Level= Antenna Factor + Cable Loss -Amp Factor + Reading.
2. The emission levels that are 20dB below the official limit are not reported.



Site no. : 3m Chamber Data no. : 80
 Dis. / Ant. : 3m 3115(0911) Ant. pol. : VERTICAL
 Limit : RSS-210 AV
 Env. / Ins. : 23°C/54% Engineer : Paul Tian
 EUT : 150Mbps Wireless Lite N USB Adapter
 Power : DC 5V From PC input AC 120V/60Hz
 Test mode : IEEE802.11n HT40 CH7 2452MHz
 M/N : WD650-BD-N

| | Ant. Freq. (MHz) | Ant. Factor (dB/m) | Cable loss (dB) | Amp. Factor (dB) | Reading (dBuV) | Emission Level (dBuV/m) | Limits (dBuV/m) | Margin (dB) | Remark |
|---|------------------|--------------------|-----------------|------------------|----------------|-------------------------|-----------------|-------------|---------|
| 1 | 2458.000 | 29.48 | 7.50 | 36.61 | 70.27 | 70.64 | 54.00 | -16.64 | Average |
| 2 | 2483.500 | 29.49 | 7.58 | 36.60 | 41.60 | 42.07 | 54.00 | 11.93 | Average |
| 3 | 2500.000 | 29.50 | 7.62 | 36.60 | 36.81 | 37.33 | 54.00 | 16.67 | Average |

Remarks:

1. Emission Level= Antenna Factor + Cable Loss -amp Factor + Reading.
2. The emission levels that are 20dB below the official limit are not reported.

7. 6dB and 99% Bandwidth Test

7.1. Test Equipment

| Item | Equipment | Manufacturer | Model No. | Serial No. | Last Cal. | Cal. Interval |
|------|-------------------|--------------|-------------|------------|-----------|---------------|
| 1. | Spectrum Analyzer | Agilent | E4446A | US44300459 | May.08,10 | 1 Year |
| 2. | Attenuator | Agilent | 8491B | MY39262165 | May.08,10 | 1 Year |
| 3. | RF Cable | Hubersuhner | SUCOFLEX102 | 28618/2 | May.08,10 | 1 Year |

7.2. Limit

For direct sequence systems, the minimum 6dB bandwidth shall be at least 500kHz

7.3. Test Procedure

The transmitter output was connected to a spectrum analyzer, The bandwidth of the fundamental frequency was measured by spectrum analyzer with 100kHz RBW and 300 kHz VBW except for 11n HT40(RBW=470MHz VBW=5MHz). The 6dB bandwidth is defined as the total spectrum the power of which is higher than peak power minus 6dB. The 99% bandwidth is tested use the occupied bandwidth function of spectrum analyzer.

7.4. Test Results

| | | |
|--|---------------------|---------------------|
| EUT: 150Mbps Wireless Lite N USB Adapter | | |
| M/N: WD650-BD-N | | |
| Test date: 2011-03-28 | Pressure: 100.6 kpa | Humidity: 60 % |
| Tested by: Sunny-lu | Test site: RF site | Temperature : 25 °C |

| Mode | CH | 6dB bandwidth (MHz) | Limit (KHz) |
|----------|------|---------------------|-------------|
| 11b | CH1 | 12.626 | 500 |
| | CH6 | 12.133 | 500 |
| | CH11 | 12.086 | 500 |
| 11g | CH1 | 16.448 | 500 |
| | CH6 | 16.435 | 500 |
| | CH11 | 16.471 | 500 |
| 11n HT20 | CH1 | 17.695 | 500 |
| | CH6 | 17.655 | 500 |
| | CH11 | 17.730 | 500 |
| 11n HT40 | CH1 | 36.408 | 500 |
| | CH4 | 36.376 | 500 |
| | CH7 | 36.415 | 500 |

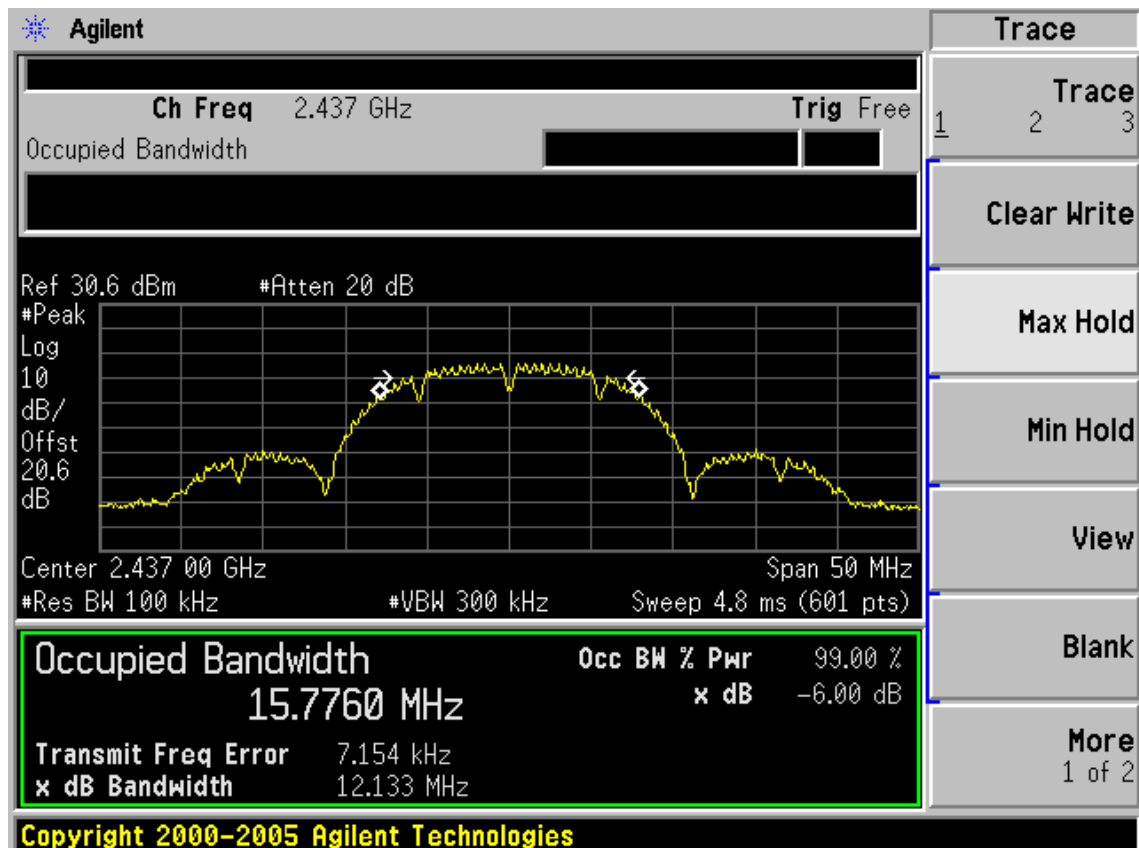
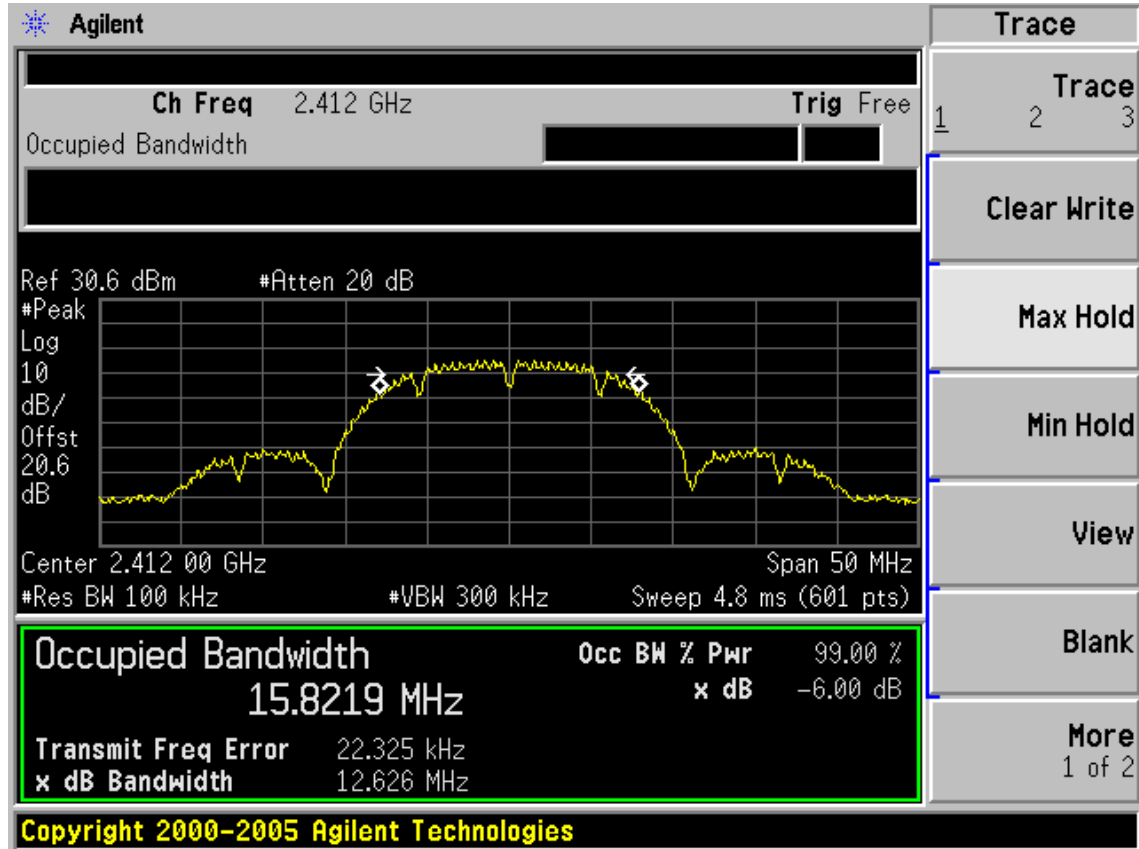
Conclusion : PASS

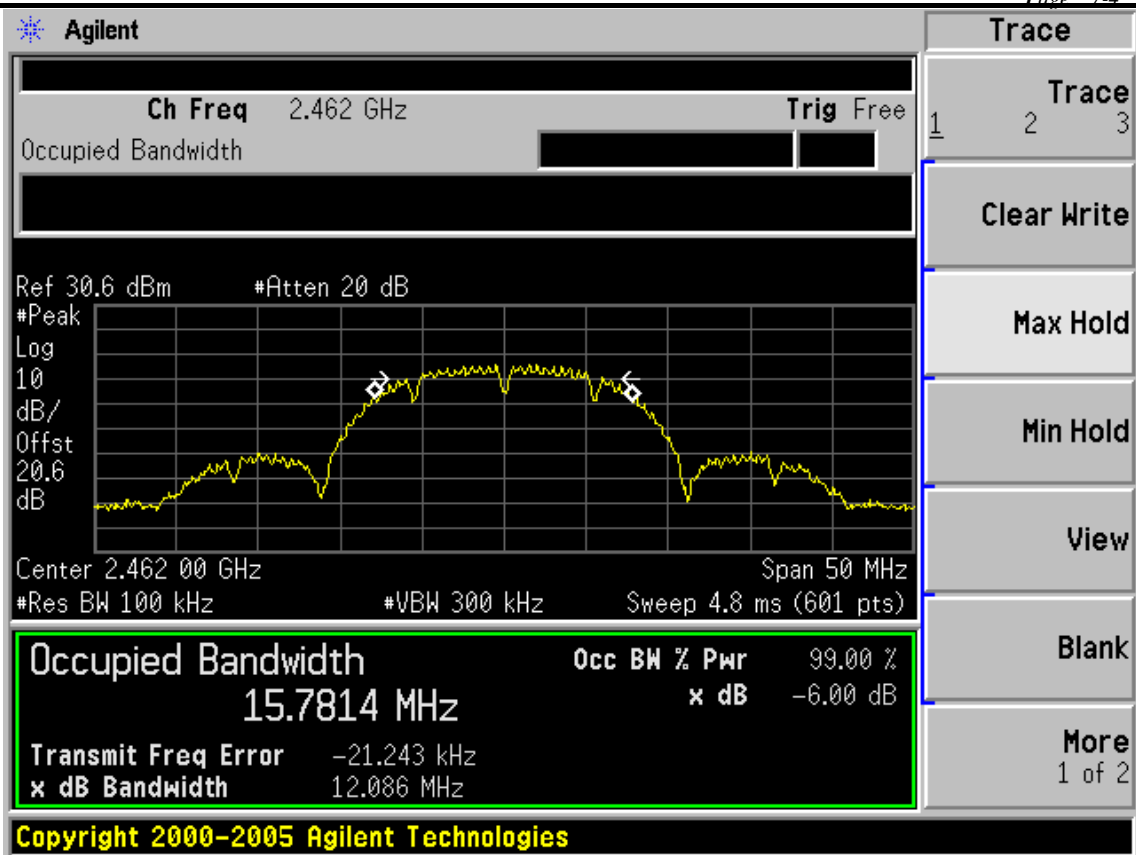
| | | |
|--|---------------------|---------------------|
| EUT: 150Mbps Wireless Lite N USB Adapter | | |
| M/N: WD650-BD-N | | |
| Test date:2011-03-28 | Pressure: 100.6 kpa | Humidity: 60 % |
| Tested by: Sunny-lu | Test site: RF site | Temperature : 25 °C |

| Mode | CH | 99% bandwidth (MHz) | Limit (KHz) |
|----------|------|--------------------------|----------------|
| 11b | CH1 | 15.8219 | 500 |
| | CH6 | 15.7760 | 500 |
| | CH11 | 15.7814 | 500 |
| 11g | CH1 | 16.6143 | 500 |
| | CH6 | 16.5979 | 500 |
| | CH11 | 16.6235 | 500 |
| 11n HT20 | CH1 | 17.8111 | 500 |
| | CH6 | 17.7926 | 500 |
| | CH11 | 17.8016 | 500 |
| 11n HT40 | CH1 | 36.2191 | 500 |
| | CH4 | 36.2021 | 500 |
| | CH7 | 36.1942 | 500 |

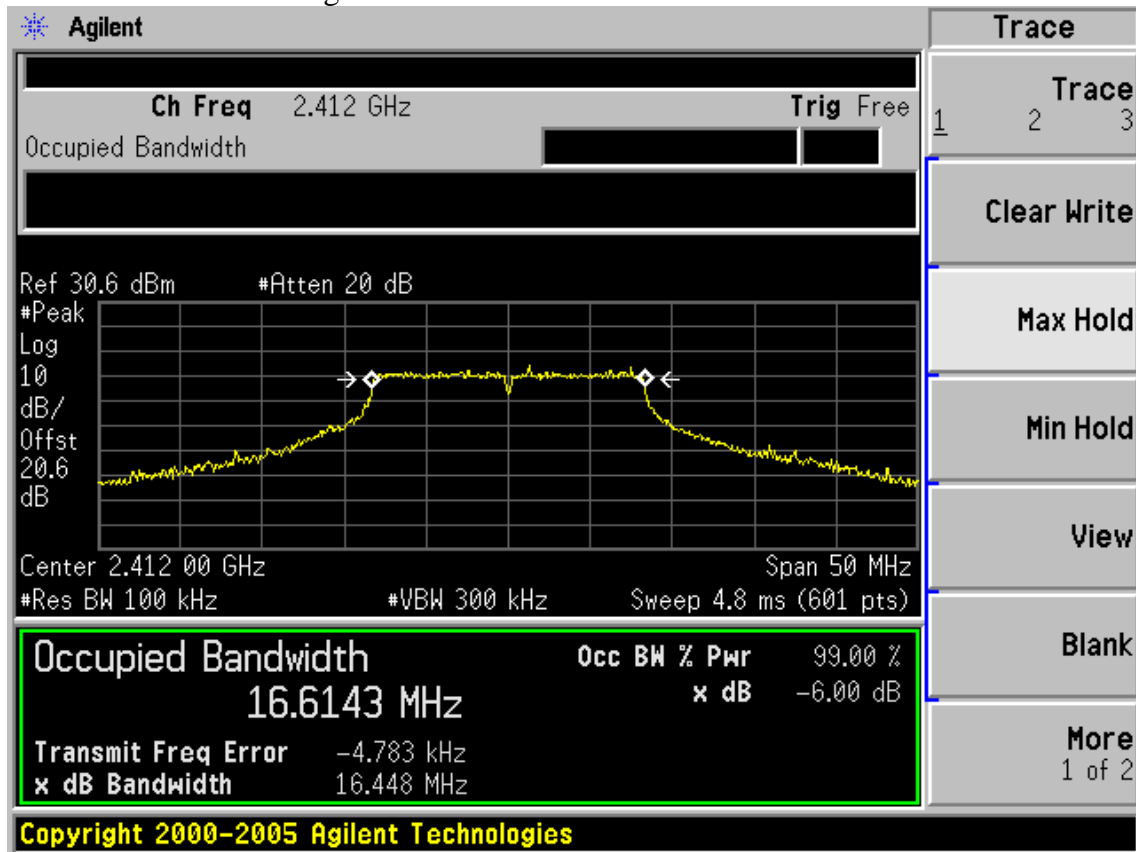
Conclusion : PASS

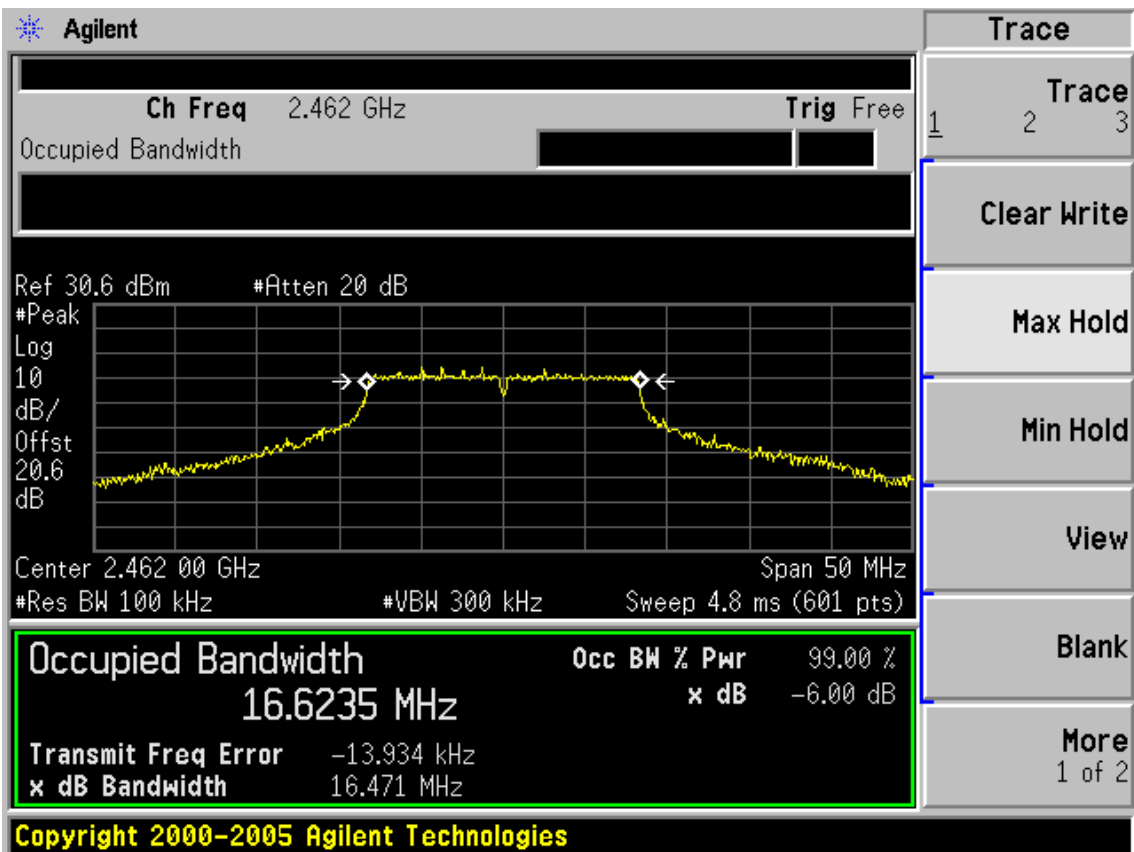
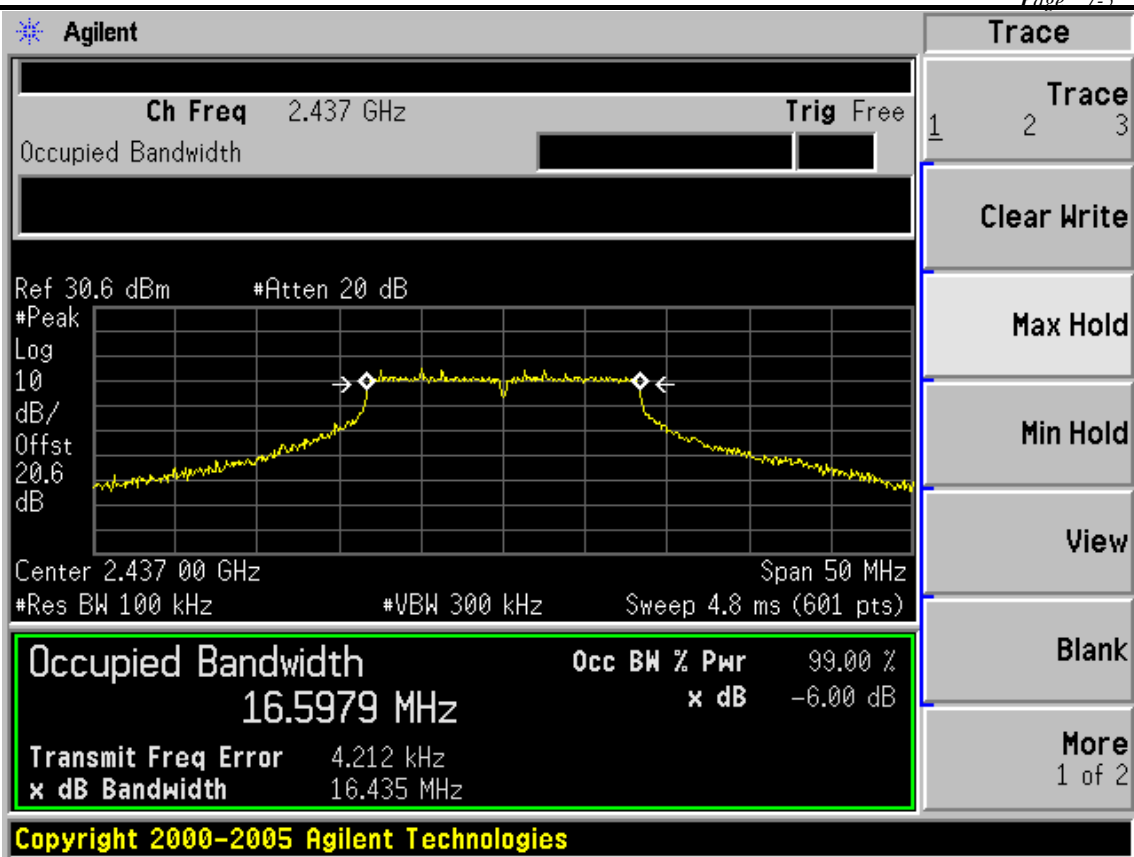
Test Mode: IEEE 802.11b TX



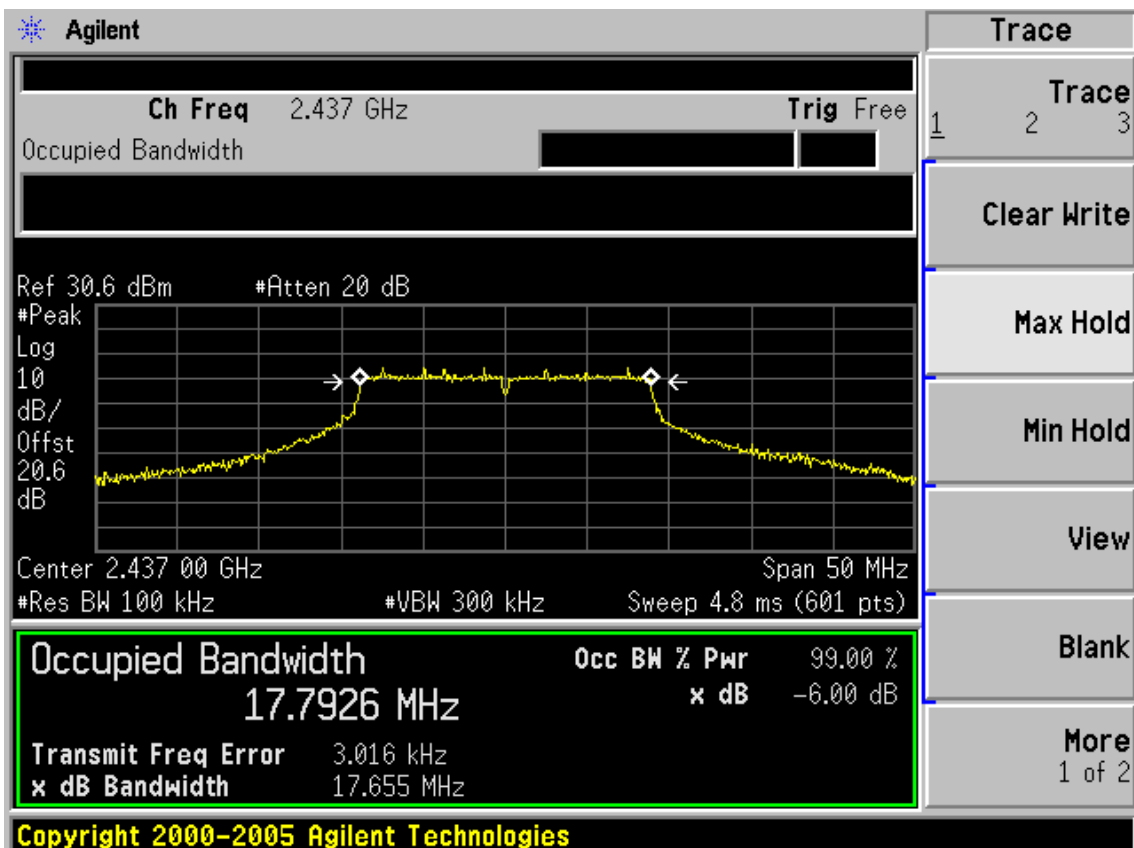
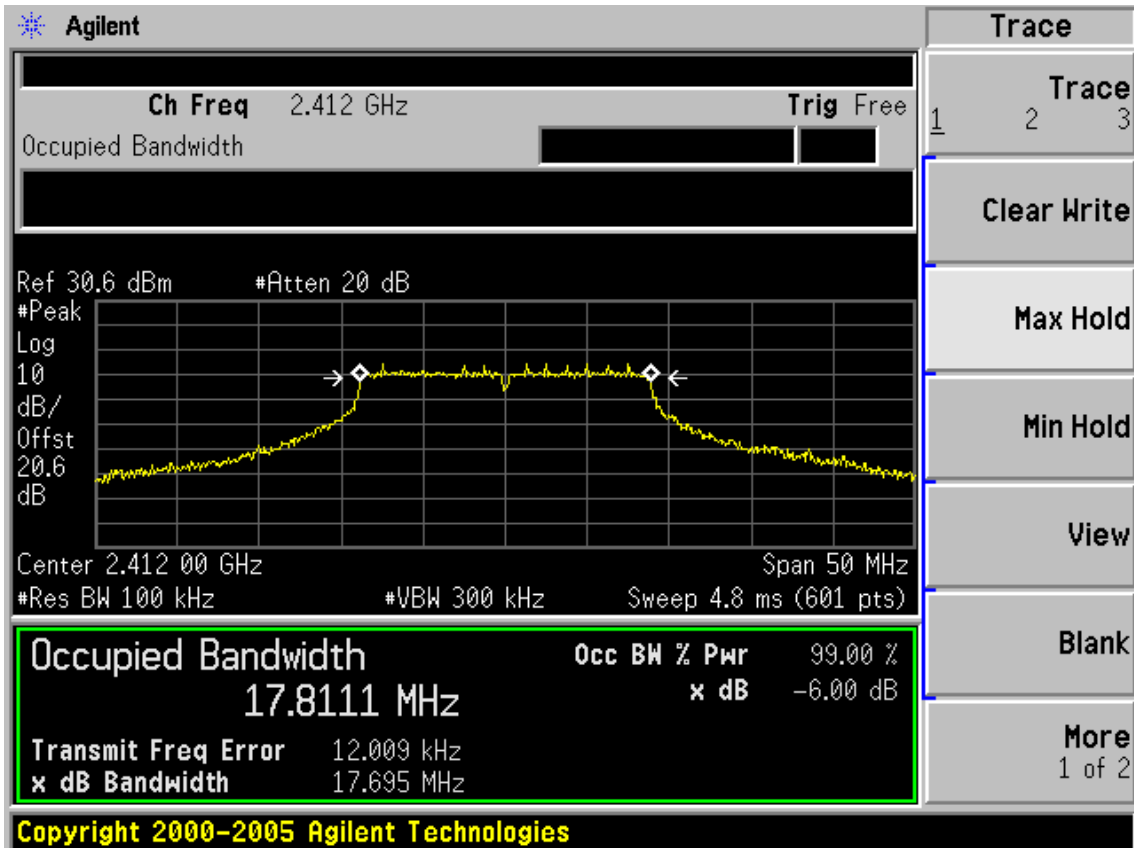


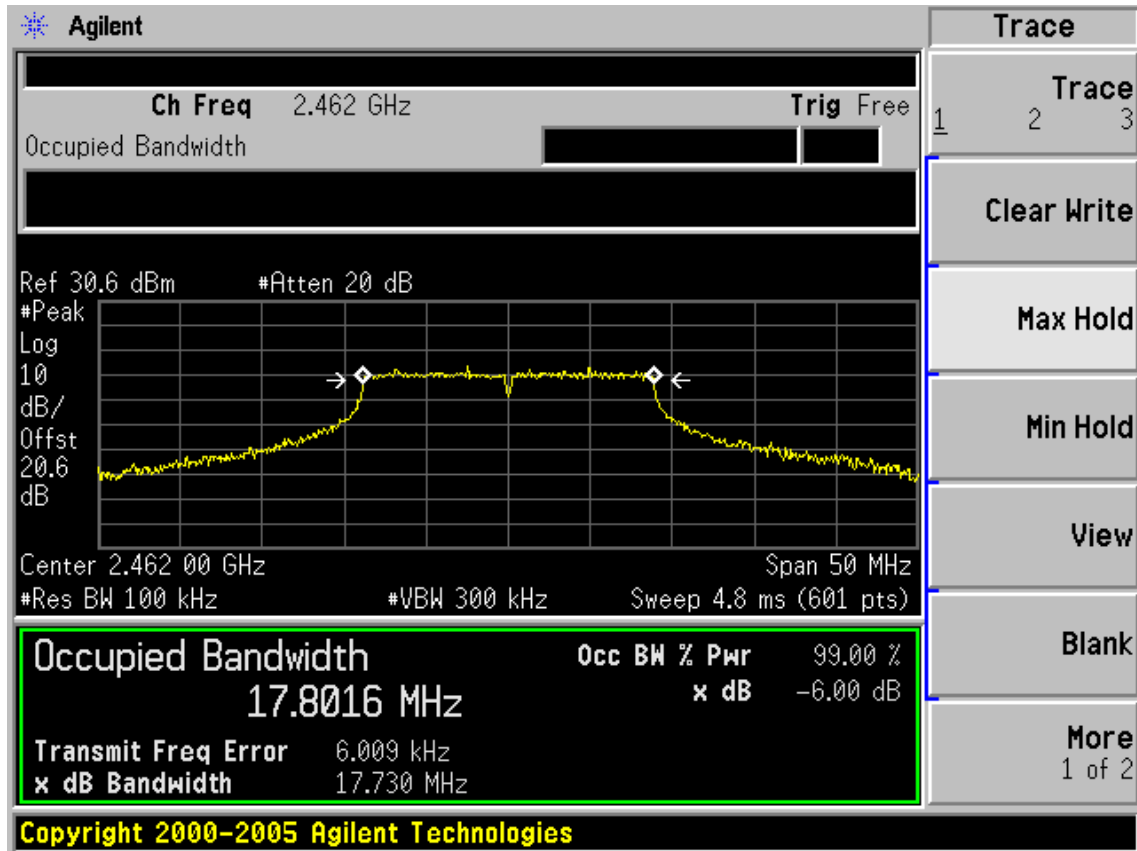
Test Mode: IEEE 802.11g TX



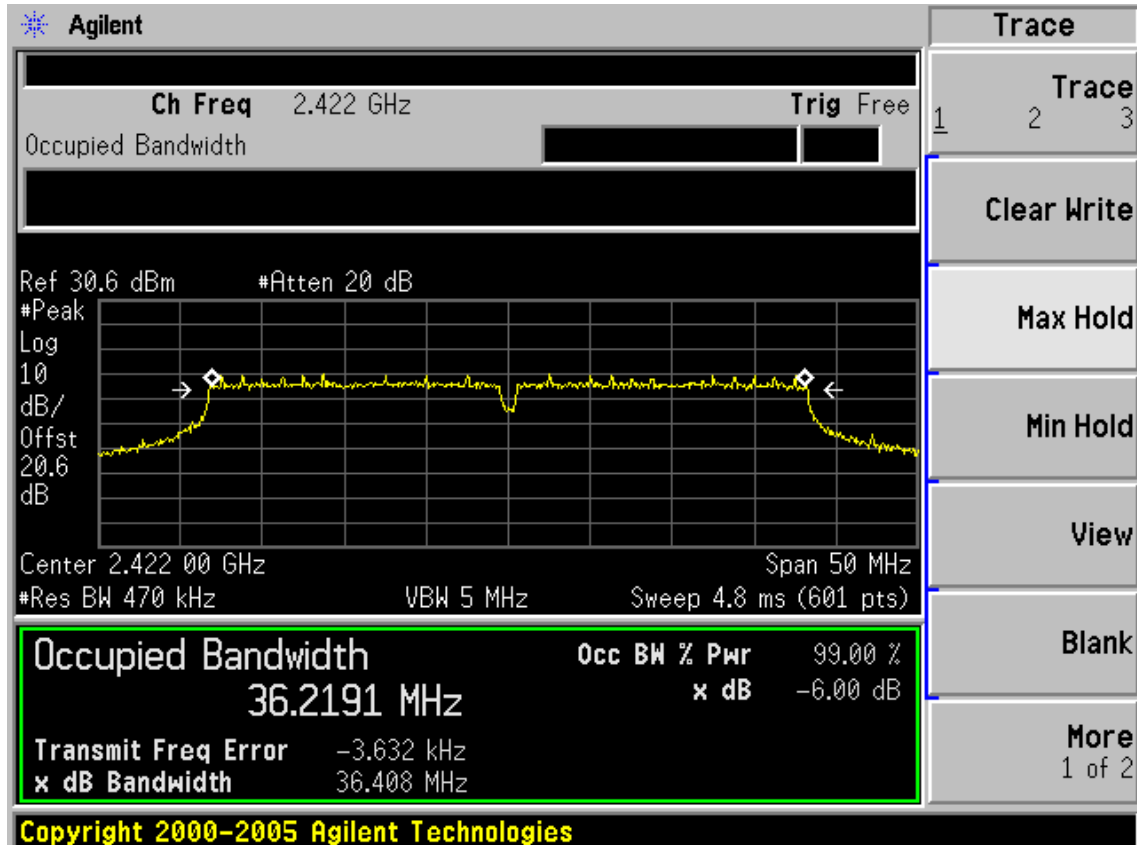


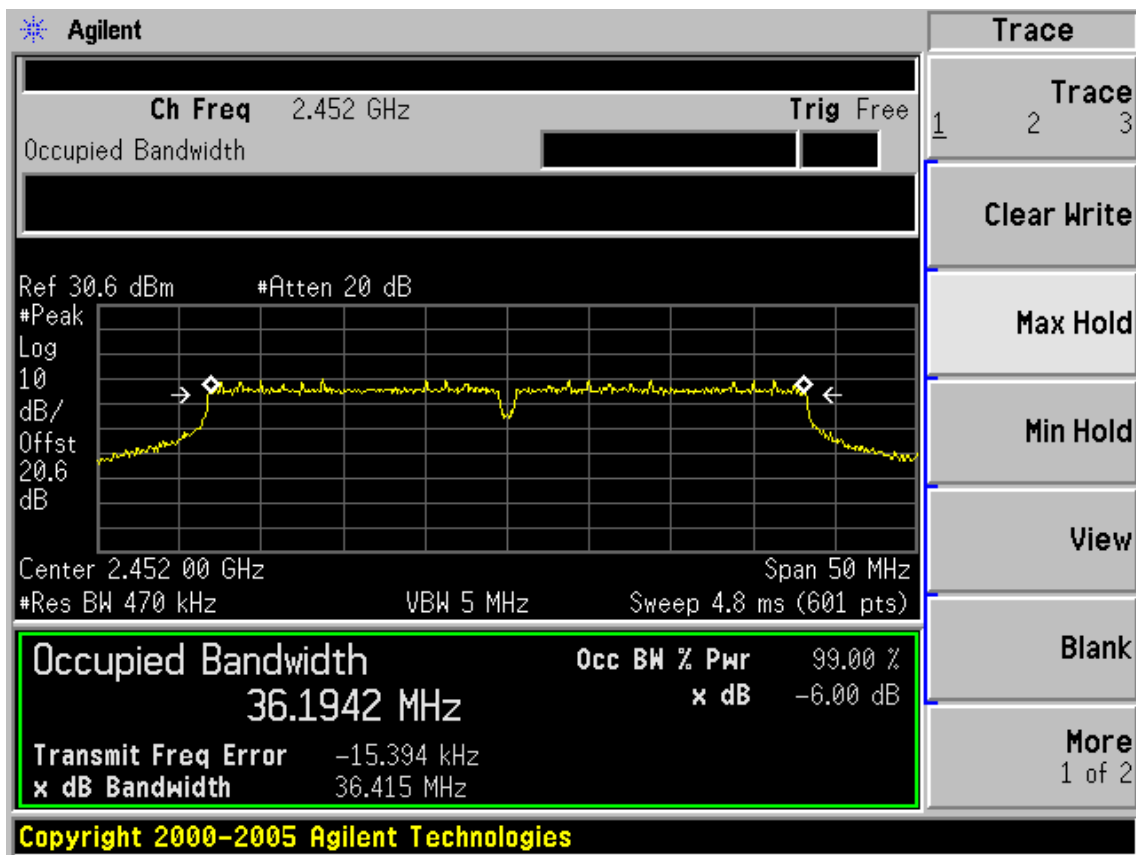
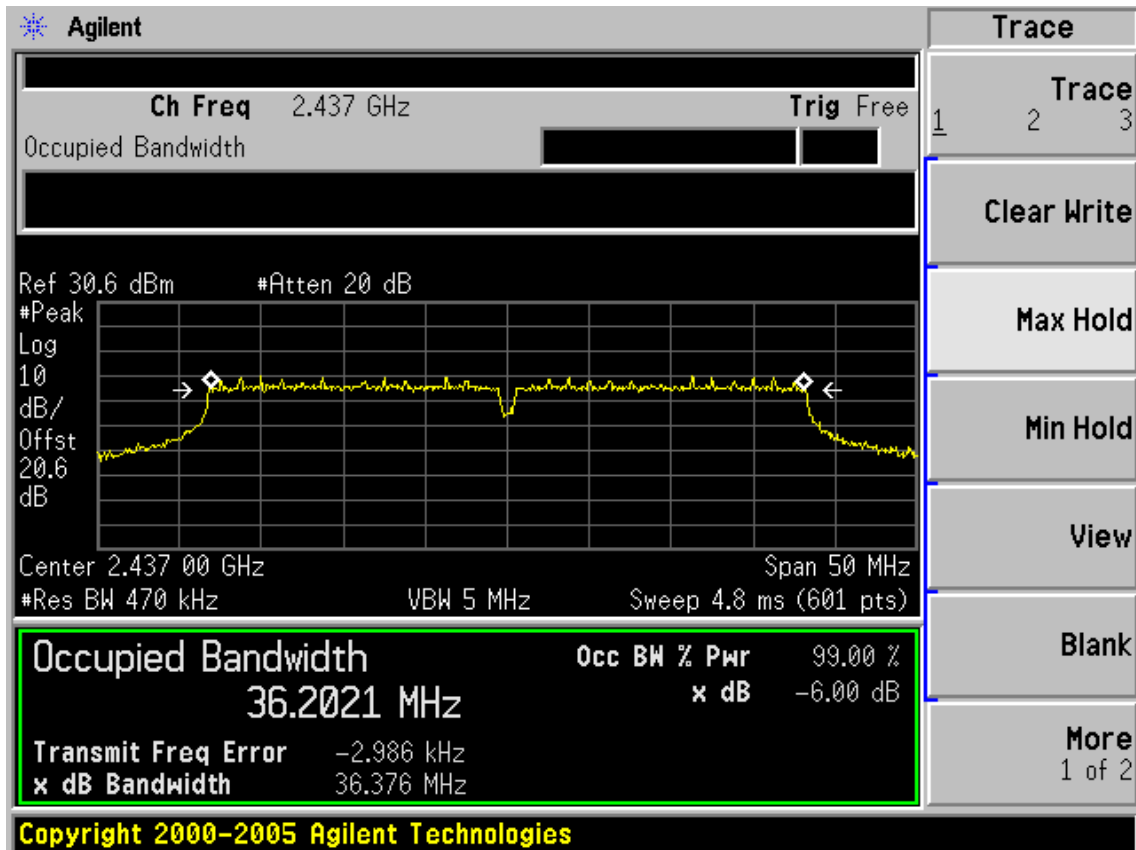
Test Mode: IEEE 802.11n HT20 TX





Test Mode: IEEE 802.11n HT40 TX





8. OUTPUT POWER TEST

8.1. Test Equipment

| Item | Equipment | Manufacturer | Model No. | Serial No. | Last Cal. | Cal. Interval |
|------|--------------|--------------|-------------|------------|-----------|---------------|
| 1. | Power meter | Anritsu | ML2487A | 6K00002472 | May.08,10 | 1 Year |
| 2. | Power sensor | Anritsu | MA2491A | 0033005 | May.08,10 | 1 Year |
| 3 | Attenuator | Agilent | 8491B | MY39262165 | May.08,10 | 1 Year |
| 4 | RF Cable | Hubersuhner | SUCOFLEX102 | 28618/2 | May.08,10 | 1 Year |

8.2. Limit (FCC Part 15C 15.247 b(3))

For systems using digital modulation in the 2400—2483.5MHz, The Peak out put Power shall not exceed 1W(30dBm)

8.3. Test Procedure

- 1, Connected the EUT's antenna port to measure device by 20dB attenuator.
- 2, For IEEE 802.11b/g and IEEE802.11n HT20 mode, use a PK power meter which's bandwidth is above 6dB bandwidth of signal to measure out each test modes' PK output power.
- 3, For IEEE802.11n HT40 mode, because the signal's bandwidth is about 40MHz and above 20MHz bandwidth of power sensor ML2491A. So Bandwidth correction method according to ANSI C63.10 clause 6.10.2.1 part (c) was used:
 - 1) Set the RBW=3MHz and VBW =8MHz
 - 2) Turn averaging off
 - 3) Set sweep to automatic
 - 4) Set the span just large enough to capture the emission
 - 5) Use a peak detector on max hold
 - 6) Record the measured power
 - 7) Calculate Output power of EUT use the formula:

Peak output power =measured power+ 10log[(6dB bandwidth of emission)/(analyzer RBW)]

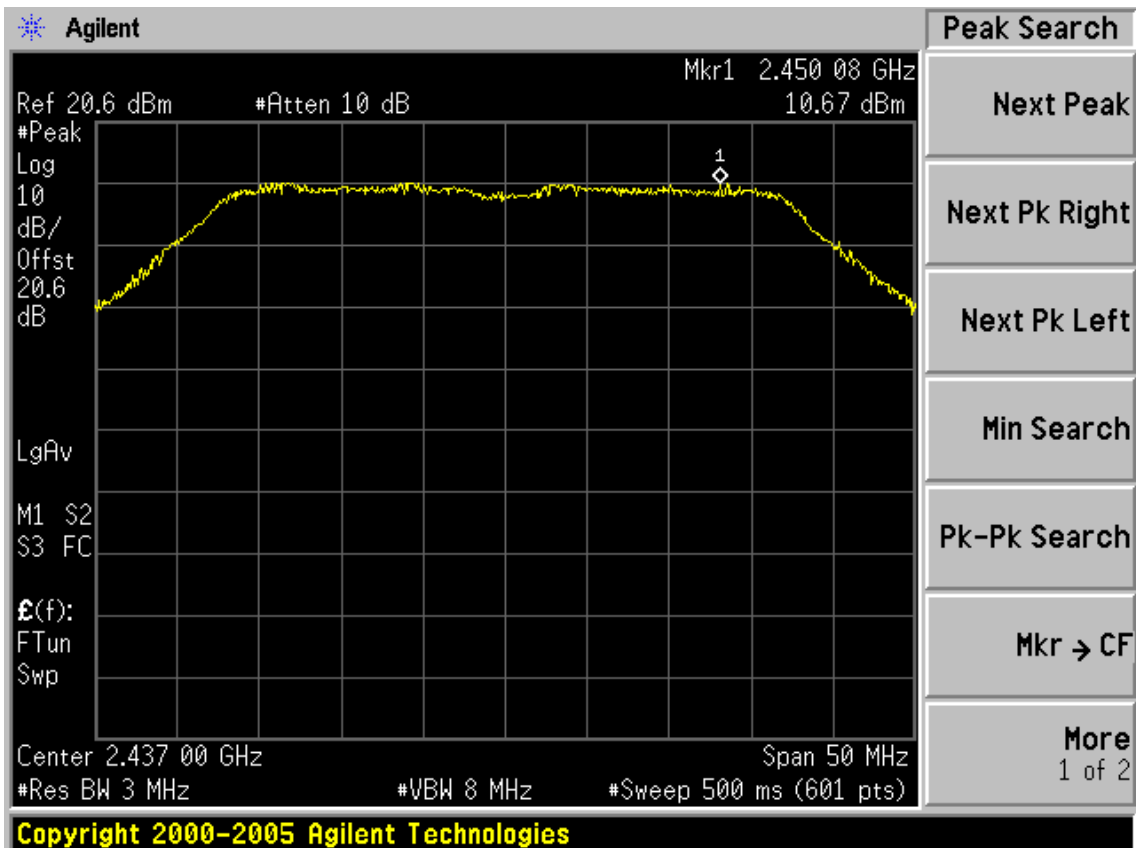
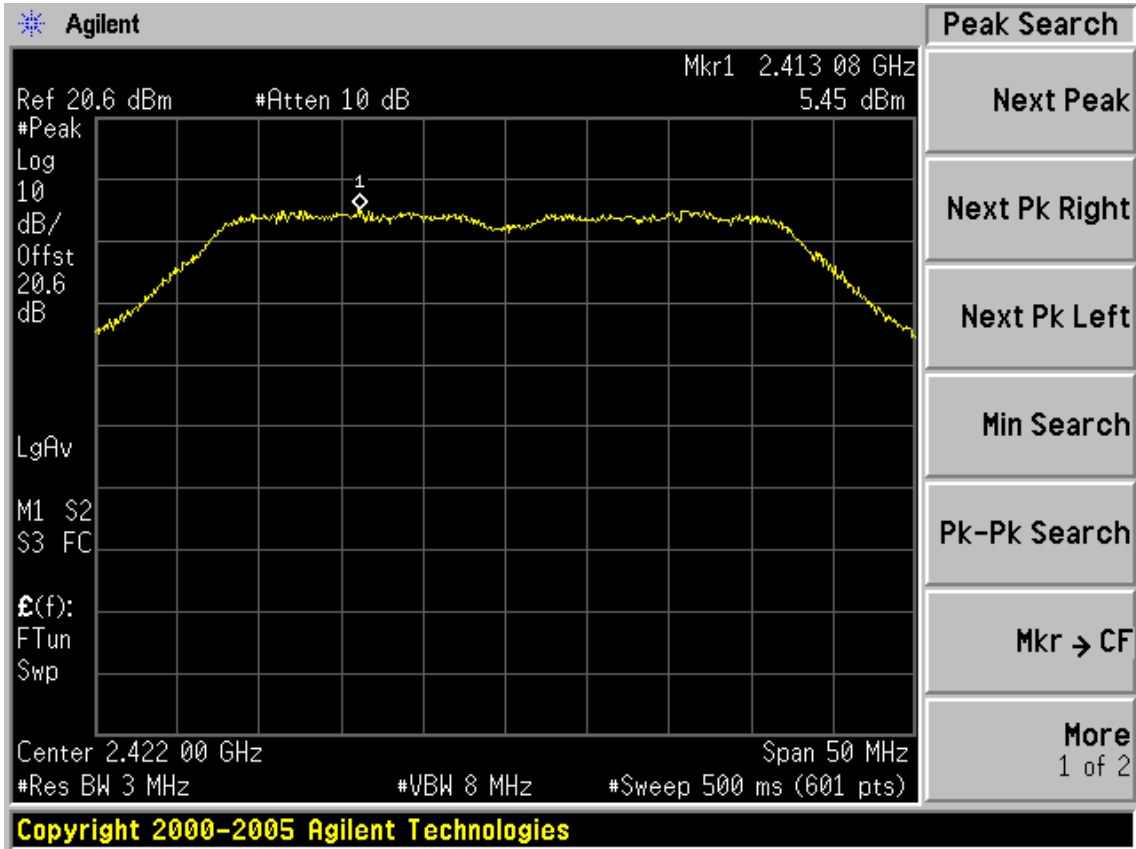
Note: The cable loss and attenuator loss were offset into measure device as an amplitude offset.

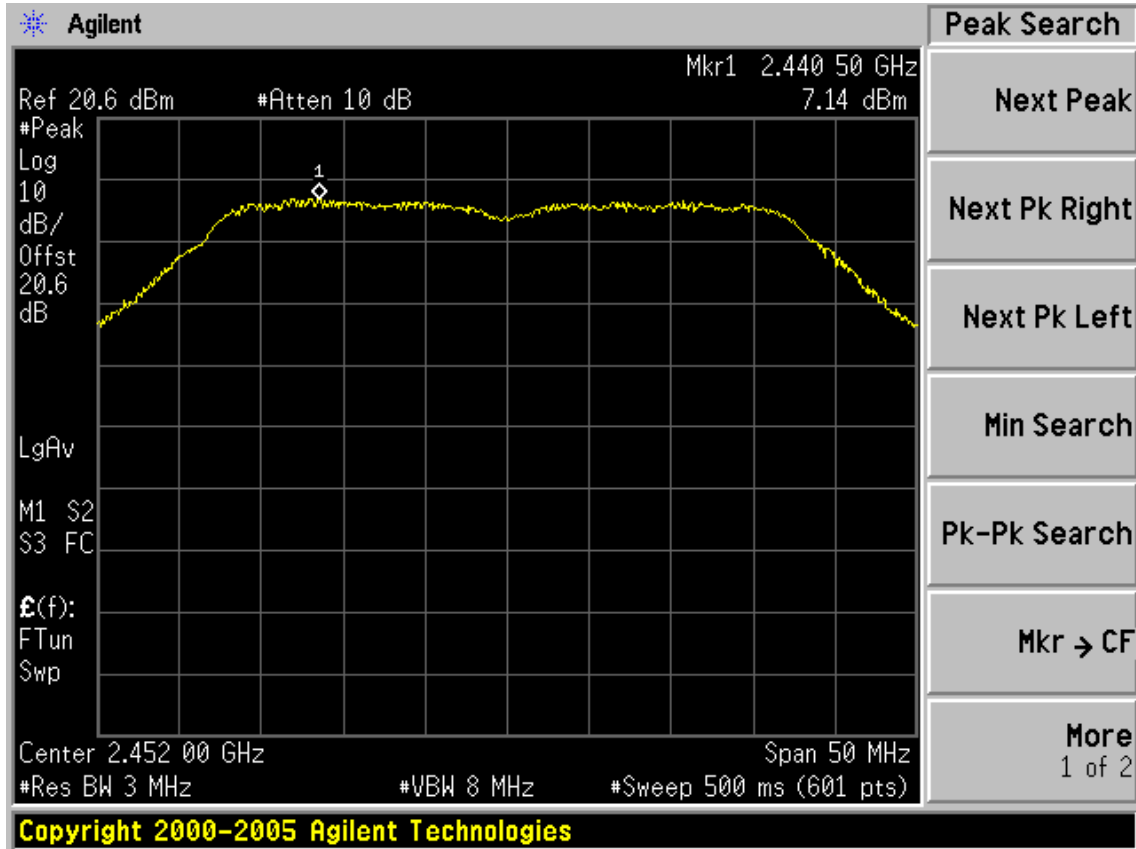
8.4.Test Results

| | | |
|--|---------------------|---------------------|
| EUT: 150Mbps Wireless Lite N USB Adapter | | |
| M/N: WD650-BD-N | | |
| Test date:2011-3-28 | Pressure: 100.6 kpa | Humidity: 60 % |
| Tested by:Sunny-lu | Test site: RF Site | Temperature : 25 °C |

| Cable loss: 0.6dB | | Attenuator loss: 20 dB | | Antenna Gain: 2.12 dBi | |
|---|------|--------------------------|----------------------|------------------------|------------|
| Test Mode | CH | Peak output Power (dBm) | | Limit (dBm) | |
| 11b | CH1 | 18.49 | | 30 | |
| | CH6 | 18.86 | | 30 | |
| | CH11 | 19.24 | | 30 | |
| 11g | CH1 | 23.62 | | 30 | |
| | CH6 | 25.04 | | 30 | |
| | CH11 | 24.78 | | 30 | |
| 11n HT20 | CH1 | 23.80 | | 30 | |
| | CH6 | 25.26 | | 30 | |
| | CH11 | 24.49 | | 30 | |
| Test Mode | CH | Measured power(dBm)/3MHz | BW Correction factor | Output power (dBm) | Limit(dBm) |
| 11n HT40 | CH1 | 5.45 | 10.81 | 16.26 | 30 |
| | CH4 | 10.67 | 10.82 | 21.49 | 30 |
| | CH7 | 7.14 | 10.82 | 17.96 | 30 |
| CH1 BW Correction factor=10log(36.2191MHz/3MHz)=10.81 | | | | | |
| CH4 BW Correction factor=10log(36.2021MHz/3MHz)=10.82 | | | | | |
| CH7 BW Correction factor=10log(36.1942MHz/3MHz)=10.82 | | | | | |
| Conclusion : PASS | | | | | |

Test Mode: IEEE 802.11n HT40





9. POWER SPECTRAL DENSITY TEST

9.1. Test Equipment

| Item | Equipment | Manufacturer | Model No. | Serial No. | Last Cal. | Cal. Interval |
|------|-------------------|--------------|-------------|------------|------------|---------------|
| 1. | Spectrum Analyzer | Agilent | E4446A | US44300459 | May.08, 10 | 1 Year |
| 2. | Attenuator | Agilent | 8491B | MY39262165 | May.08, 10 | 1 Year |
| 3. | RF Cable | Hubersuhner | SUCOFLEX102 | 28618/2 | May.08, 10 | 1Year |

9.2. Limit

For digitally modulated systems, the power spectral density conducted from the intentional radiator to the antenna shall not be greater than 8dBm in any 3kHz band during any time interval of continuous transmission.

9.3. Test Procedure

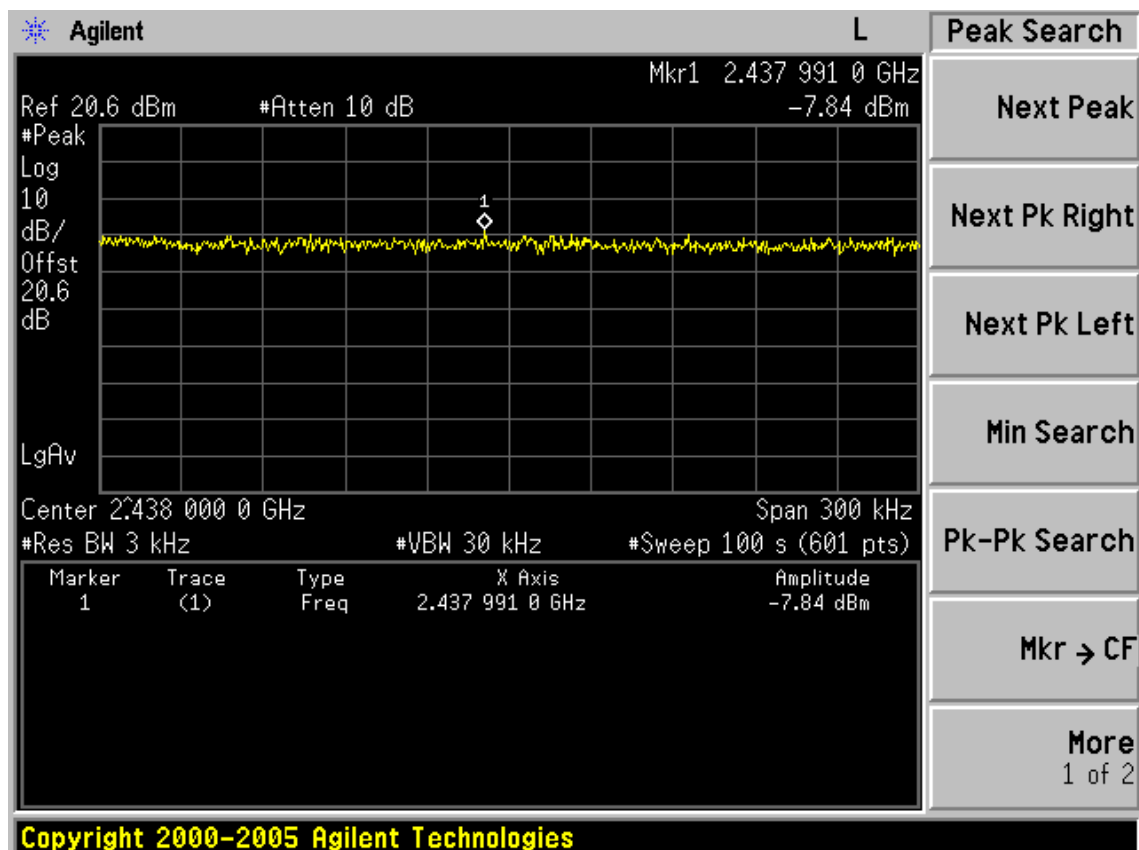
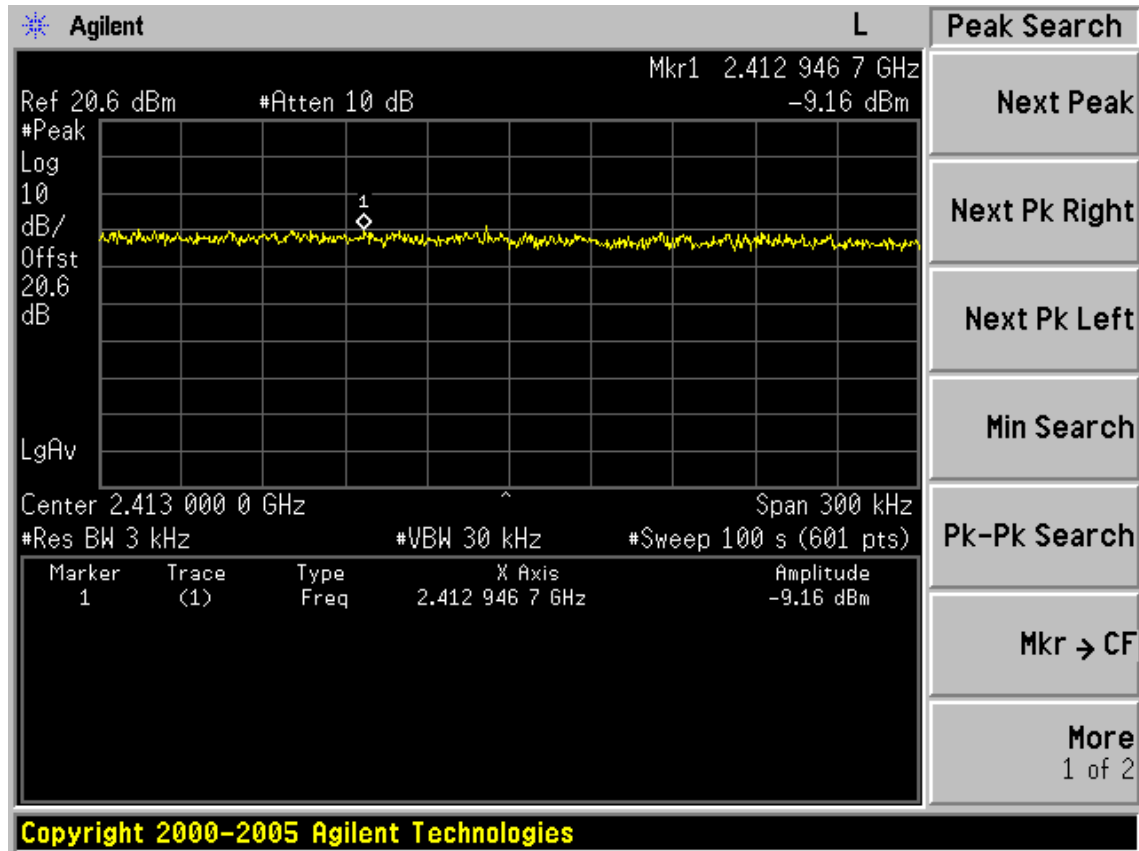
- 1, Connected the EUT's antenna port to spectrum analyzer device by 20dB attenuator.
- 2, Follow the test procedure as described in ANSI C.10: 2009 Clause 6.11.2.3 to measure out each test modes and chain's power density with 3KHz.

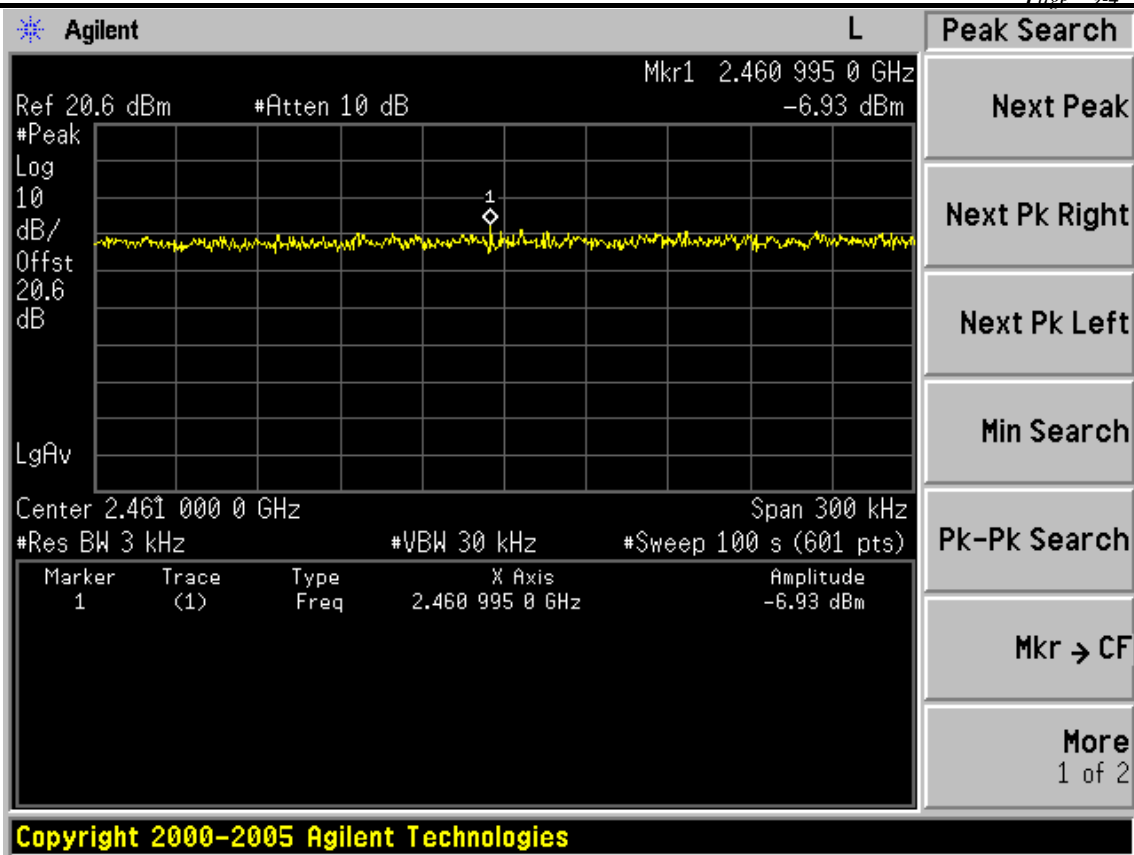
9.4.Test Results

| | | |
|--|---------------------|---------------------|
| EUT: 150Mbps Wireless Lite N USB Adapter | | |
| M/N: WD650-BD-N | | |
| Test date:2011-03-28 | Pressure: 100.6 kpa | Humidity: 60 % |
| Tested by:Sunny-lu | Test site: RF Site | Temperature : 25 °C |

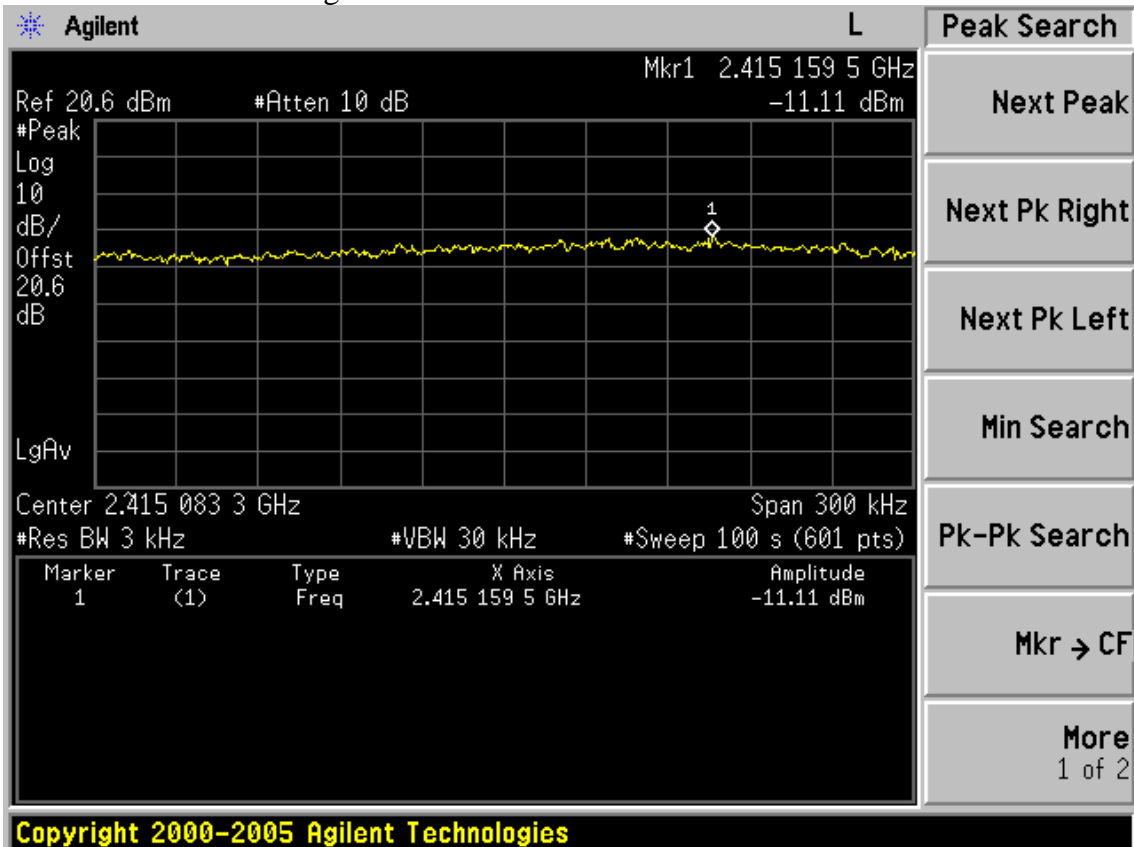
| Cable loss: 0.6 dB | | Attenuator loss: 20 dB | Antenna Gain: 2.12 dBi |
|--------------------|------|----------------------------|------------------------|
| Test Mode | CH | Power density (dBm/3KHz) | Limit (dBm/3KHz) |
| 11b | CH1 | -9.16 | 8 |
| | CH6 | -7.84 | 8 |
| | CH11 | -6.93 | 8 |
| 11g | CH1 | -11.11 | 8 |
| | CH6 | -10.15 | 8 |
| | CH11 | -9.90 | 8 |
| 11n HT20 | CH1 | -11.37 | 8 |
| | CH6 | -10.07 | 8 |
| | CH11 | -10.30 | 8 |
| 11n HT40 | CH1 | -21.8 | 8 |
| | CH4 | -17.4 | 8 |
| | CH7 | -21.2 | 8 |
| Conclusion : PASS | | | |

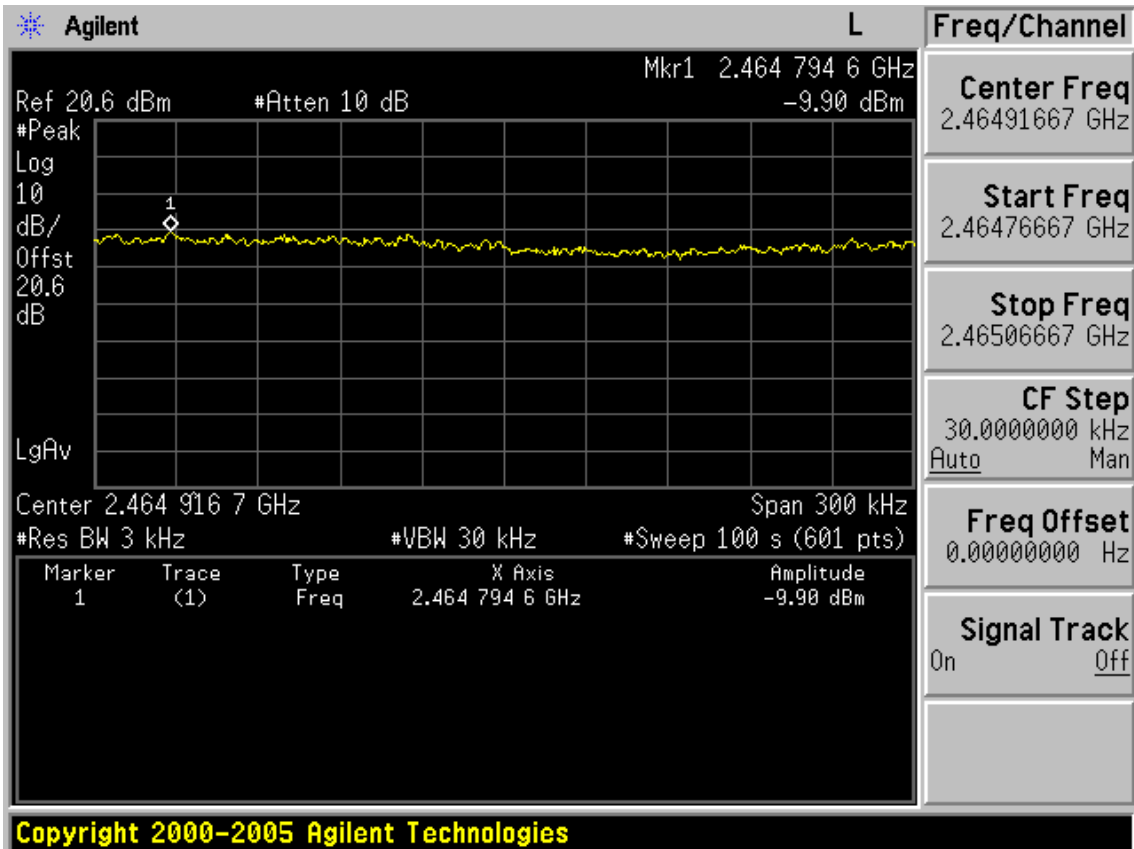
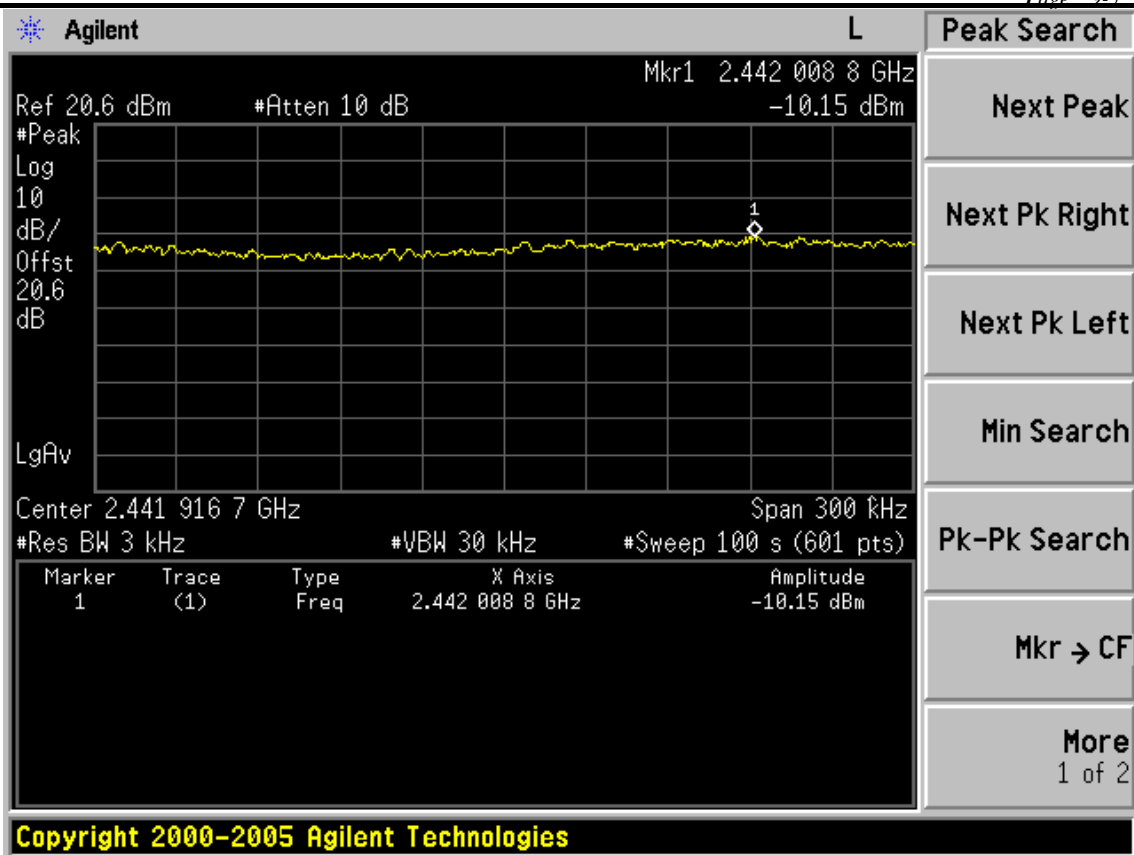
Test Mode: IEEE 802.11b TX



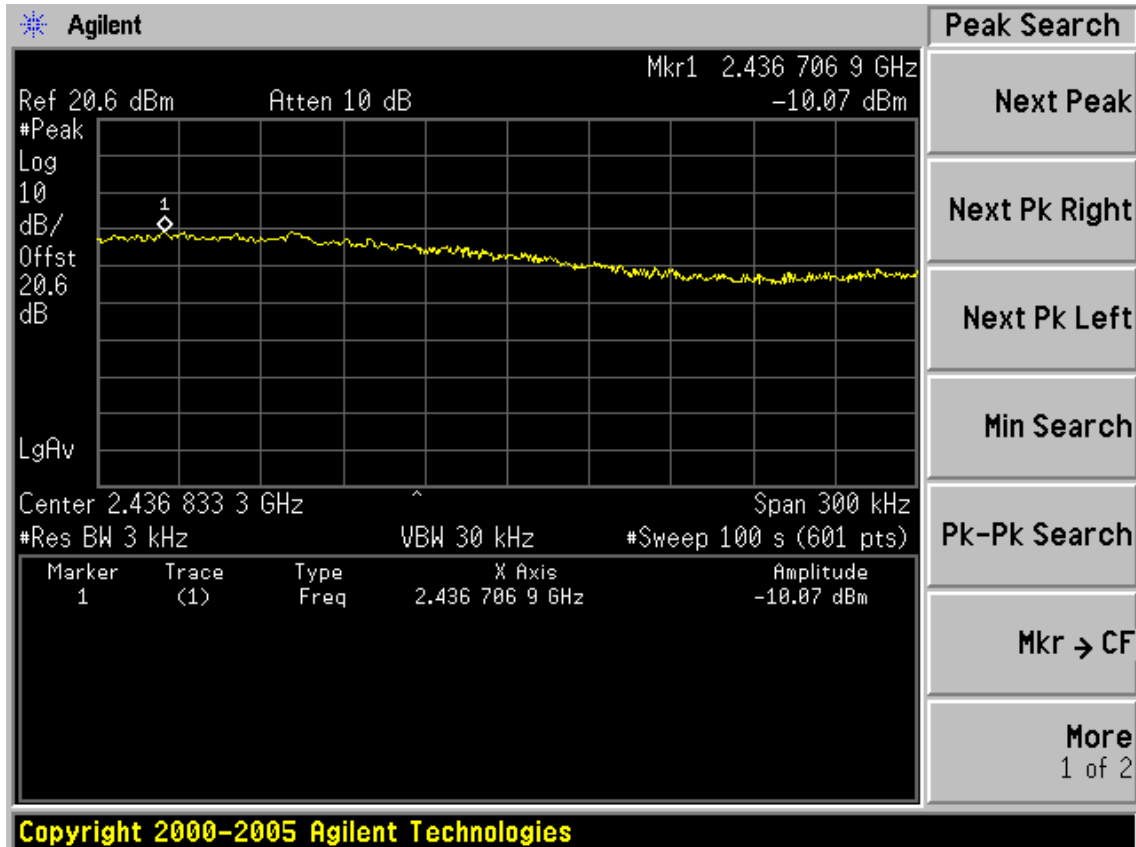
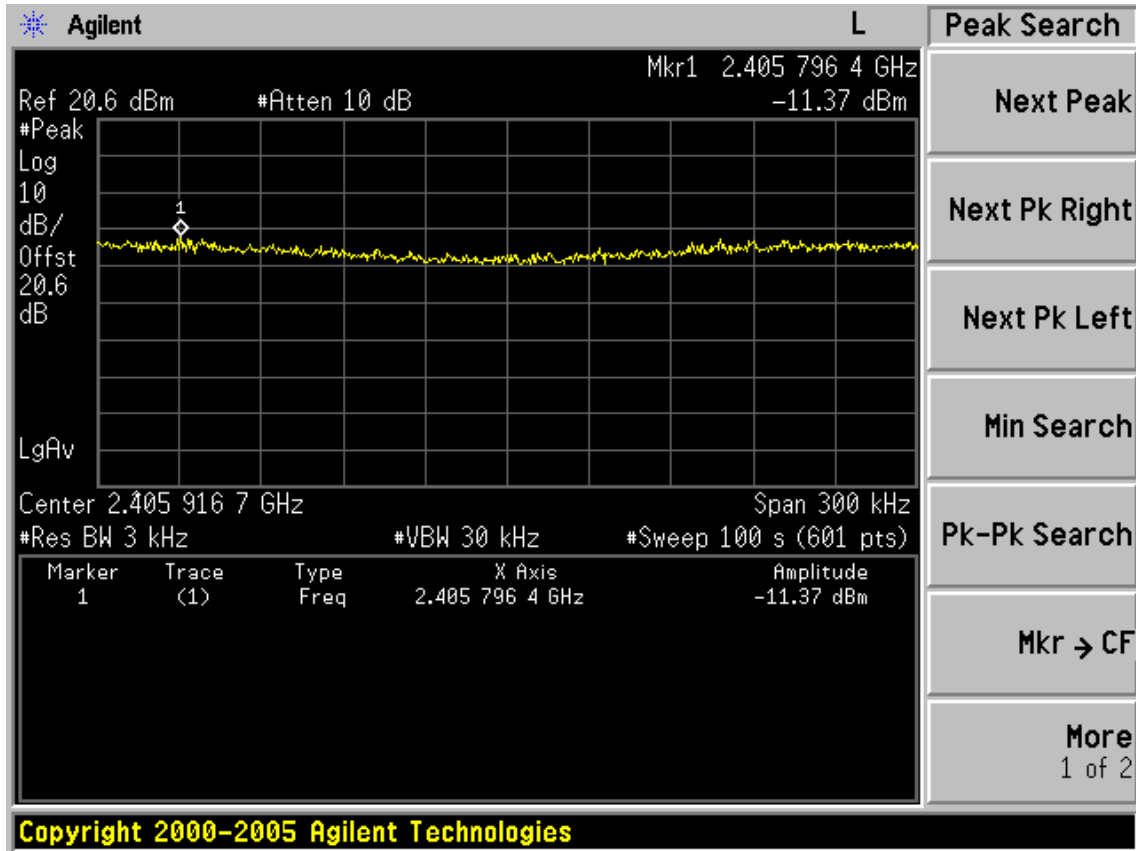


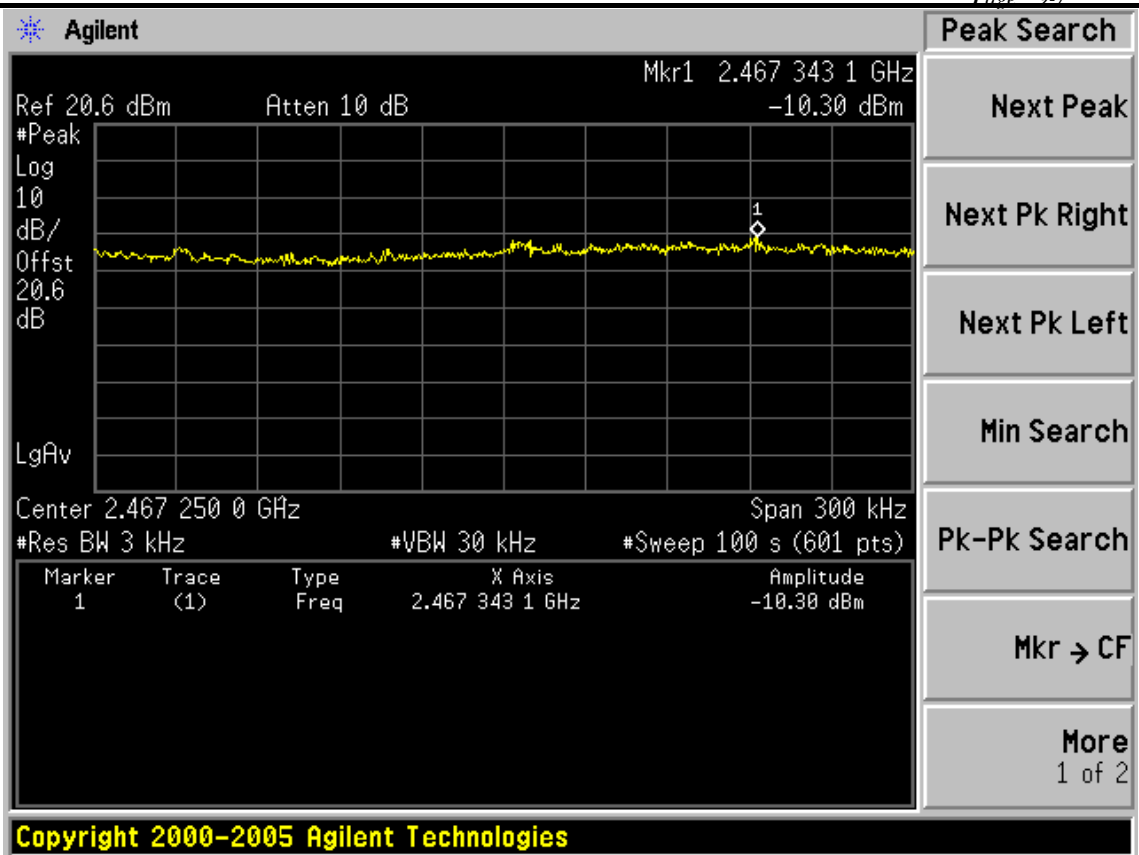
Test Mode: IEEE 802.11g TX



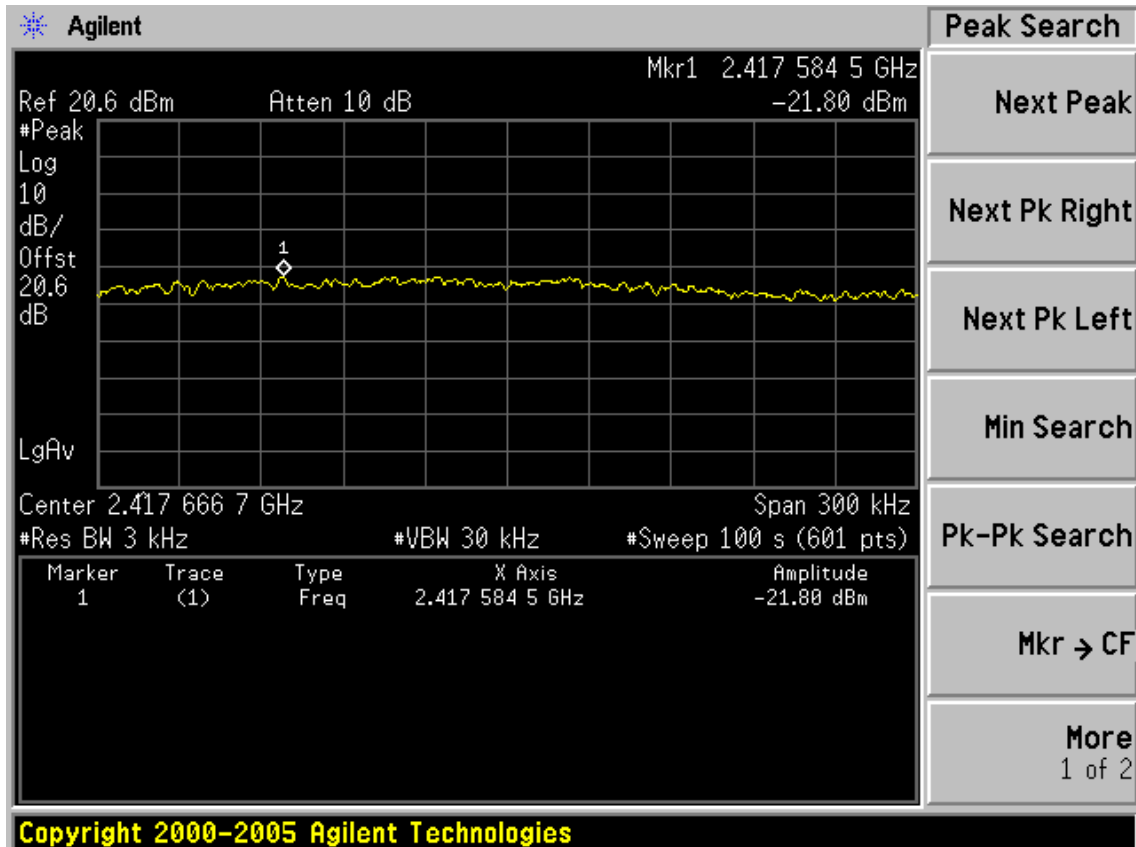


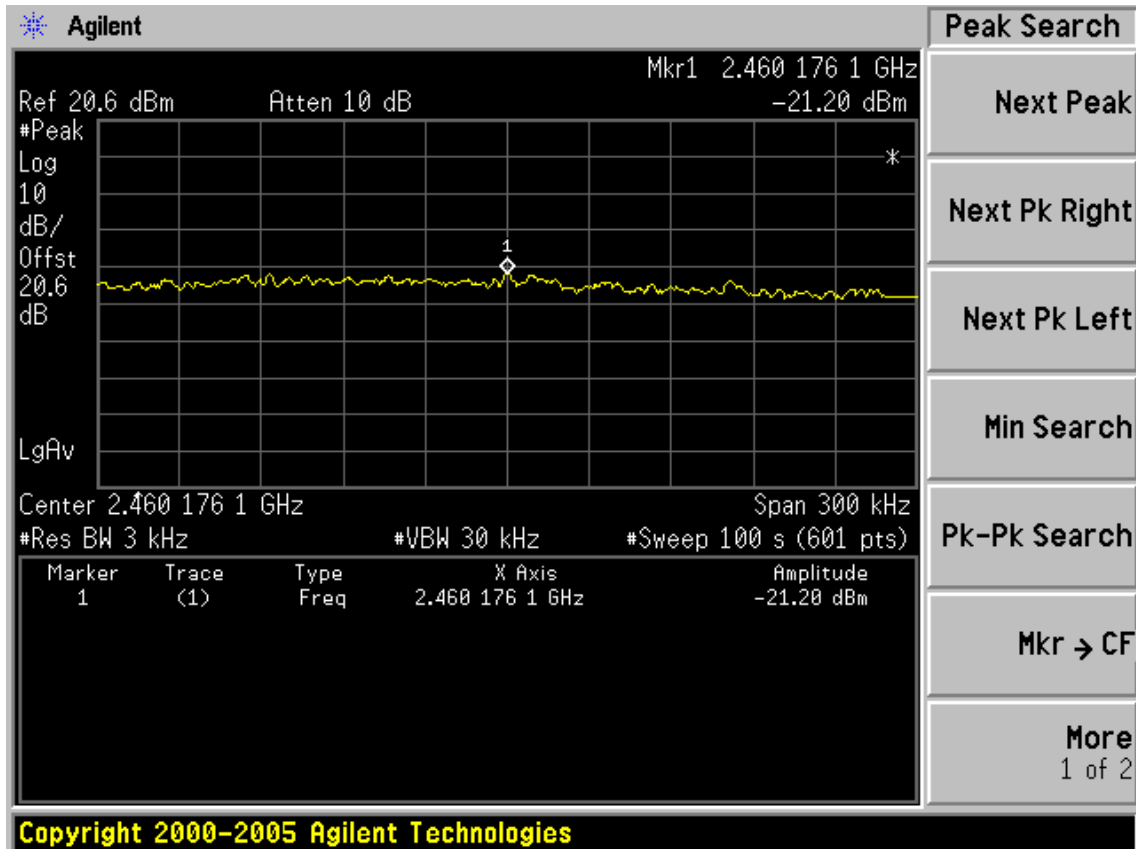
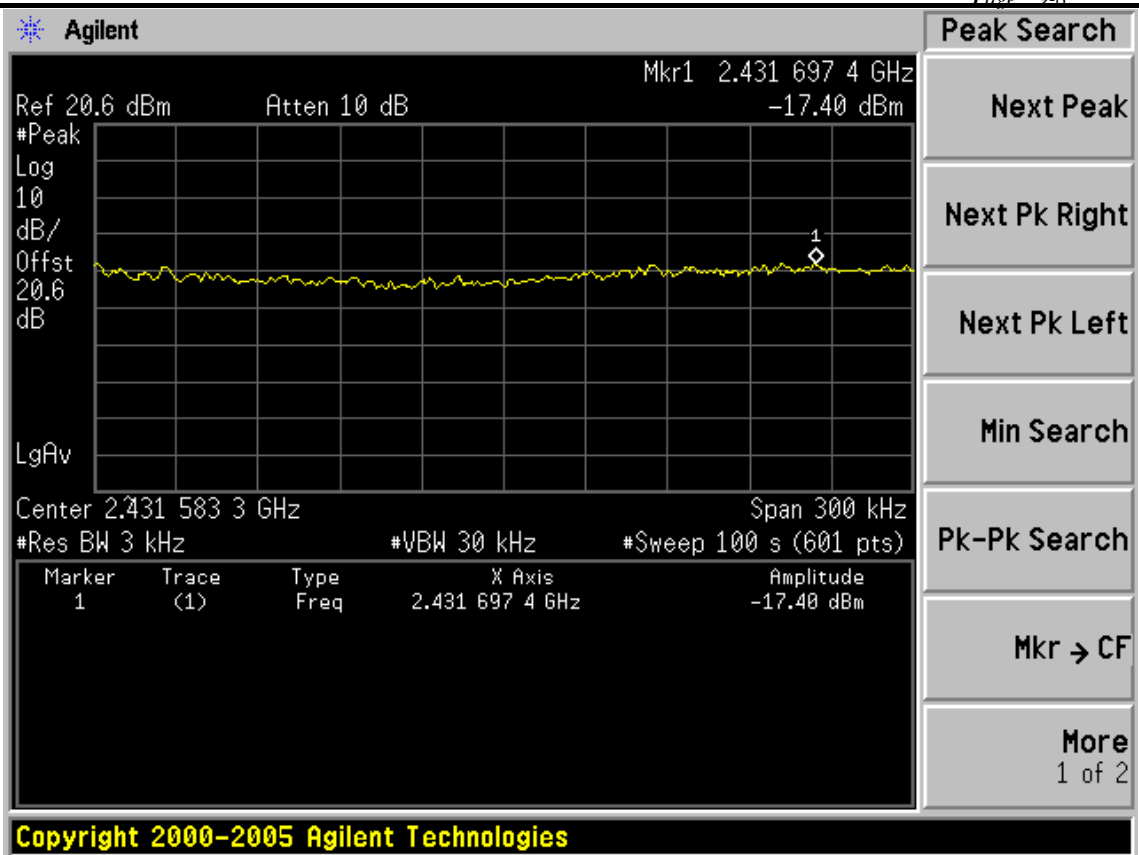
Test Mode: IEEE 802.11nHT20 TX





Test Mode: IEEE 802.11nHT40 TX





10. ANTENNA REQUIREMENT

10.1. STANDARD APPLICABLE

For intentional device, according to FCC 47 CFR Section 15.203, an intentional radiator shall be designed to ensure that no antenna other than that furnished by the responsible party shall be used with the device. And according to FCC 47 CFR Section 15.247 (b), if transmitting antennas of directional gain greater than 6dBi are used, the power shall be reduced by the amount in dB that the directional gain of the antenna exceeds 6dBi.

10.2. ANTENNA CONNECTED CONSTRUCTION

The antennas used for this product is integrated PCB antenna and that no antenna other than that furnished by the responsible party shall be used with the device, the maximum peak gain of the transmit antenna is only 2.12dBi.



11.DEVIATION TO TEST SPECIFICATIONS

[NONE]