BW Plot

BT 4.0 EDR

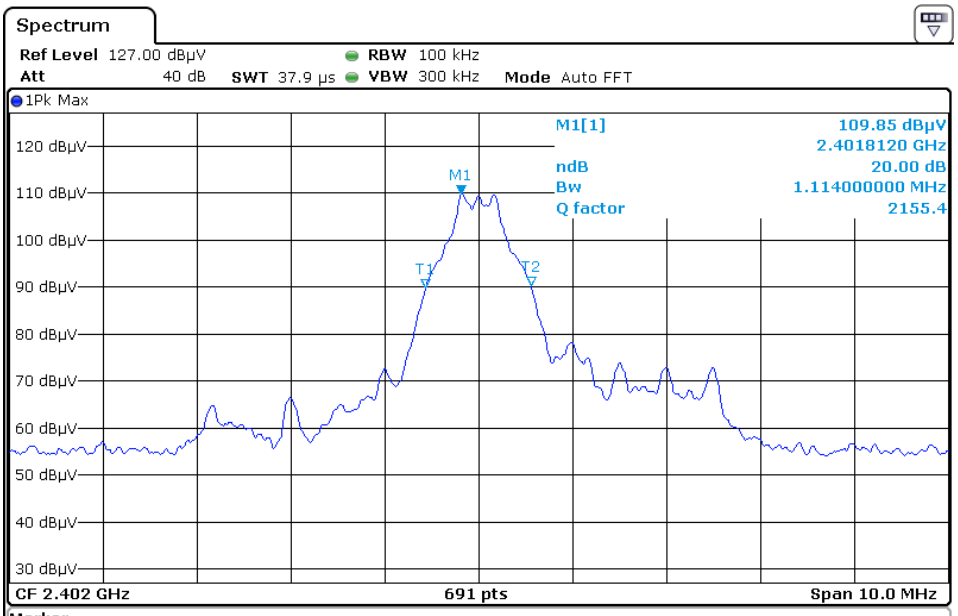

Marker

Type	Ref	Trc	X-value	Y-value	Function	Function Result
M1		1	2.401812 GHz	109.85 dBµV	ndB down	1.114 MHz
T1		1	2.401436 GHz	89.82 dBµV	ndB	20.00 dB
T2		1	2.40255 GHz	90.30 dBµV	Q factor	2155.4

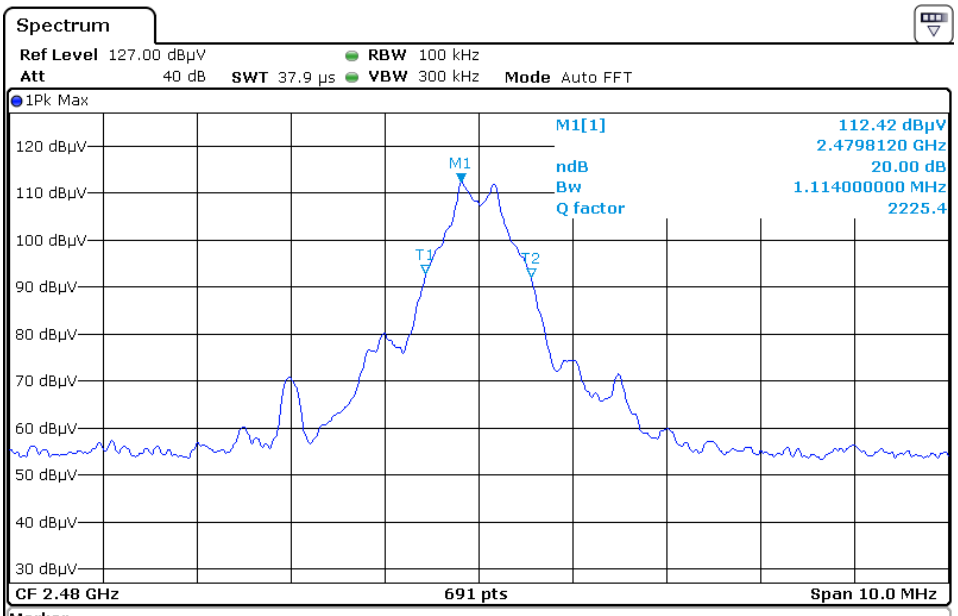

Marker

Type	Ref	Trc	X-value	Y-value	Function	Function Result
M1		1	2.479812 GHz	112.42 dBµV	ndB down	1.114 MHz
T1		1	2.479436 GHz	92.75 dBµV	ndB	20.00 dB
T2		1	2.48055 GHz	92.08 dBµV	Q factor	2225.4

BT 4.0 BLE

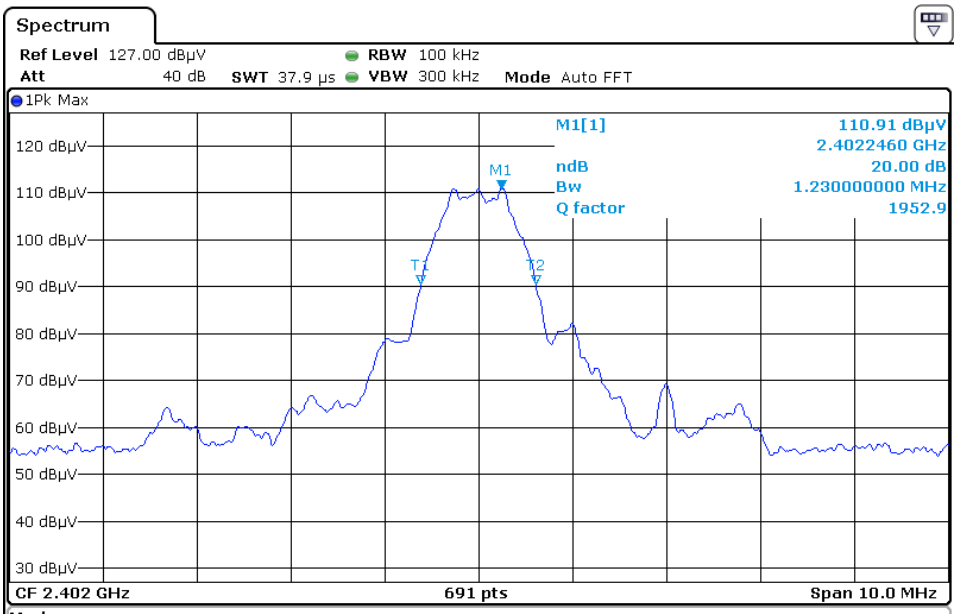

Marker

Type	Ref	Trc	X-value	Y-value	Function	Function Result
M1		1	2.402246 GHz	110.91 dBµV	ndB down	1.23 MHz
T1		1	2.401378 GHz	90.55 dBµV	ndB	20.00 dB
T2		1	2.402608 GHz	90.60 dBµV	Q factor	1952.9

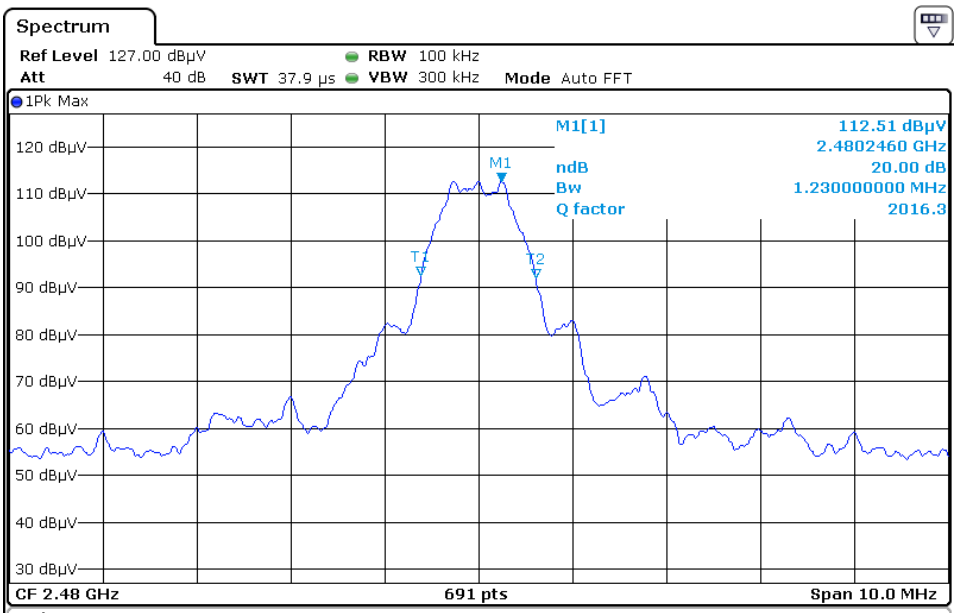

Marker

Type	Ref	Trc	X-value	Y-value	Function	Function Result
M1		1	2.480246 GHz	112.51 dBµV	ndB down	1.23 MHz
T1		1	2.479378 GHz	92.45 dBµV	ndB	20.00 dB
T2		1	2.480608 GHz	92.00 dBµV	Q factor	2016.3