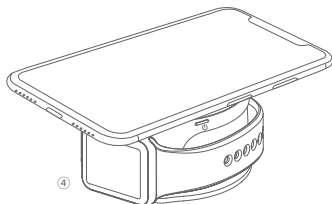
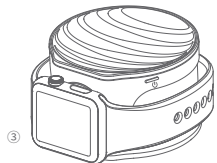
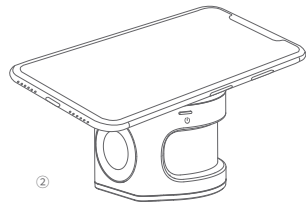
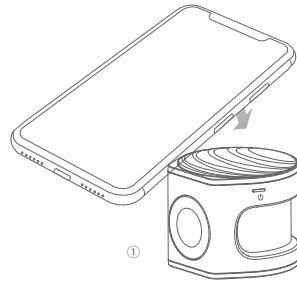


Charging Mode

- ① Make sure the wireless charger dock connect to the power supply.
- ② Put the Qi-enabled smart phone properly on the transmitter, the indicator light become blue and start charging. The device enter to standby mode when take away the phone from charging pad.
- ③ When press the on/off button, the output of Apple watch is 5V/1A max, when the wireless charger with load (phones), the wireless charging output support 5W/7.5W/10W.
- ④ Micro USB with fast charging input, compatible with QC protocol, it support 5V/2A or 9V/2A input. When the wireless charger and Apple watch and power bank with power supply, the wireless charger will be the priority.



Battery capacity	3.7V 3000mAh
Material	ABS+PC, Silicone
Rated input	5V/2A 9V/2A
Qi output	5W,7.5W,10W
Charging Distance	≤8mm
Conversion	≥72%
Rated frequency	114.1-128.85kHz
7.5W Working Frequency	127.7 KHz

