

R3MBU Programming Instruction

WARNING

To Prevent SERIOUS INJURY or DEATH:

- Keep Transmitter and battery out of reach of children.
- NEVER permit children to access the Wall Panel, Push Button nor remote Transmitters.
- Operate the door ONLY when it is properly adjusted, and there are no obstructions present.
- ALWAYS keep a moving door in sight until completely closed. NEVER cross the path of a moving door.

To reduce risk of fire, explosion or electric shock:

- DO NOT short circuit, recharge, disassemble or heat the battery.

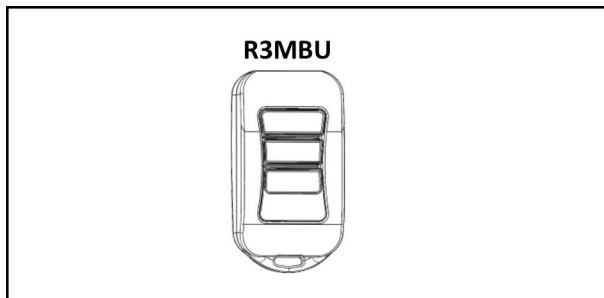


Fig.1

R3MBU transmits remote codes to garage door opener via radio frequency (RF), codes will be stored in the door opener.

To Program Transmitter(s):

1. Press/release the “LEARN” button once on the rear control panel, “OK” LED will glow and beep. The unit is now ready to accept a transmitter in the next 30 seconds as shown in Fig.2.
2. Press/release any desired button on the Transmitter.
3. The “OK” LED will flash and beep twice indicating transmitter is stored successfully.

Up to 20 Transmitters (including wireless keypad codes) can be added to the door opener by repeating the above procedures.

If more than 20 Transmitters are stored in the door opener, the first stored Transmitter will be replaced. (i.e. the 21st Transmitter replaces the 1st stored Transmitter.)

Replacing Transmitter Battery:

When the battery of the hand held Transmitter is low, the indicator light will become dim and/or the range of the Transmitter will decrease. To replace the battery, remove the battery cover from the Transmitter as shown in Fig 4. Replace with a CR2032 battery.

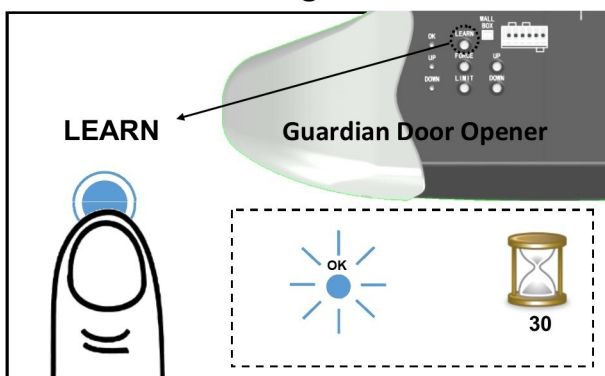


Fig.2

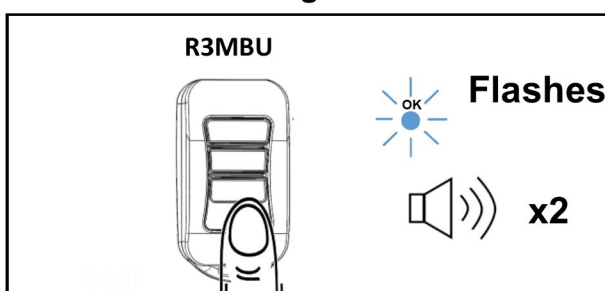


Fig.3

Any Changes or modifications not expressly approved by the party responsible for compliance could void the user's authority to operate the equipment.




Fig.4

This device complies FCC Rules for HOME OR OFFICE USE. Operation is subject to the following two conditions: (1) this device may not cause harmful interference, and (2) this device must accept any interference received, including interference that may cause undesired operation.