



TEST SETUP PHOTOS	
FCC ID #	YJ7-DCL070
IC #	9082A-DCL070

***Transmit Mode Testing
Orientations***


Vertical



Side




Flat






TEST SETUP PHOTOS	
FCC ID #	YJ7-DCL070
IC #	9082A-DCL070

Below 1 GHz




TEST SETUP PHOTOS	
FCC ID #	YJ7-DCL070
IC #	9082A-DCL070

1-2.31 GHz and 2.5-4 GHz




Band Edges





TEST SETUP PHOTOS	
FCC ID #	YJ7-DCL070
IC #	9082A-DCL070

4-18 GHz



18-25 GHz



TEST SETUP PHOTOS	
FCC ID #	YJ7-DCL070
IC #	9082A-DCL070

Set-Up Photos

