

System Check_H750

DUT: Dipole 750 MHz

Communication System: CW; Frequency: 750 MHz; Duty Cycle: 1:1

Medium: H750 Medium parameters used: $f = 750 \text{ MHz}$; $\sigma = 0.908 \text{ mho/m}$; $\epsilon_r = 40.5$; $\rho = 1000 \text{ kg/m}^3$

DASY4 Configuration:

- Probe: ES3DV3 - SN3090; ConvF(6.22, 6.22, 6.22); Calibrated: 2019/4/12
- Sensor-Surface: 3mm (Mechanical Surface Detection)
- Electronics: DAE4 Sn662; Calibrated: 2019/4/11
- Phantom: SAM 2; Type: QD 000 P40 CB; Serial: TP/1376
- ; Postprocessing SW: SEMCAD, V1.8 Build 186

system check/Area Scan (51x81x1): Measurement grid: $dx=15\text{mm}$, $dy=15\text{mm}$

Maximum value of SAR (interpolated) = 0.790 mW/g

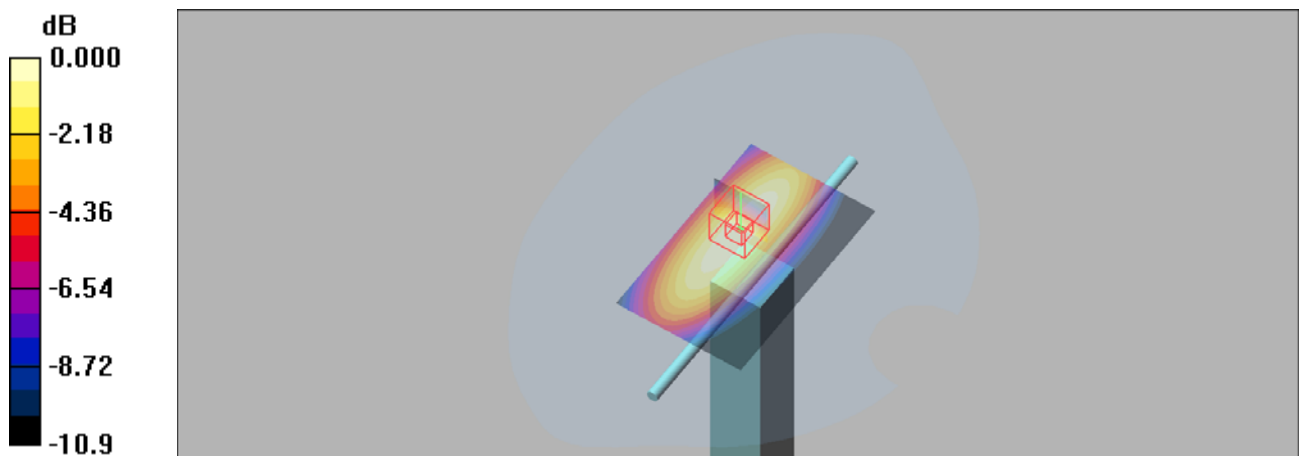
system check/Zoom Scan (5x5x7)/Cube 0: Measurement grid: $dx=8\text{mm}$, $dy=8\text{mm}$, $dz=5\text{mm}$

Reference Value = 24.7 V/m; Power Drift = 0.140 dB

Peak SAR (extrapolated) = 1.05 W/kg

SAR(1 g) = 0.785 mW/g; SAR(10 g) = 0.444 mW/g

Maximum value of SAR (measured) = 0.805 mW/g



0 dB = 0.805mW/g

System Check_H835

DUT: Dipole 835 MHz

Communication System: CW; Frequency: 835 MHz; Duty Cycle: 1:1

Medium: H835 Medium parameters used: $f = 835$ MHz; $\sigma = 0.89$ mho/m; $\epsilon_r = 42.4$; $\rho = 1000$ kg/m³

DASY4 Configuration:

- Probe: ES3DV3 - SN3090; ConvF(6.12, 6.12, 6.12); Calibrated: 2019/4/12
- Sensor-Surface: 3mm (Mechanical Surface Detection)
- Electronics: DAE4 Sn662; Calibrated: 2019/4/11
- Phantom: SAM 2; Type: QD 000 P40 CB; Serial: TP/1376
- ; Postprocessing SW: SEMCAD, V1.8 Build 186

system check/Area Scan (51x81x1): Measurement grid: dx=15mm, dy=15mm

Maximum value of SAR (interpolated) = 0.100 mW/g

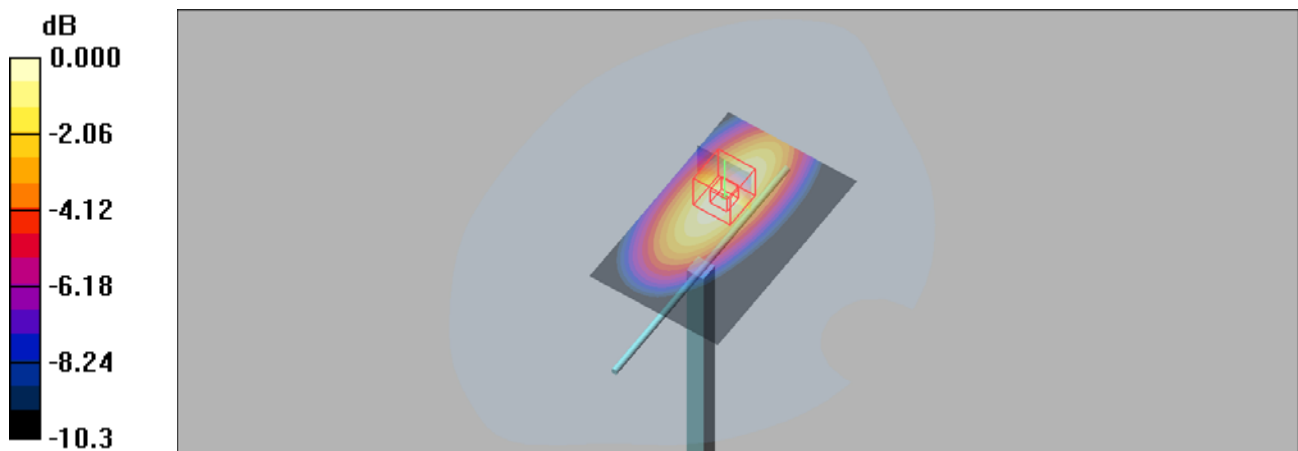
system check/Zoom Scan (5x5x7)/Cube 0: Measurement grid: dx=8mm, dy=8mm, dz=5mm

Reference Value = 8.92 V/m; Power Drift = 0.12 dB

Peak SAR (extrapolated) = 0.127 W/kg

SAR(1 g) = 0.087 mW/g; SAR(10 g) = 0.057 mW/g

Maximum value of SAR (measured) = 0.101 mW/g



0 dB = 0.101mW/g

System Check_H1800

DUT: Dipole 1800 MHz

Communication System: CW; Frequency: 1800 MHz; Duty Cycle: 1:1

Medium: HSL1800 Medium parameters used: $f = 1800$ MHz; $\sigma = 1.44$ mho/m; $\epsilon_r = 40.3$; $\rho = 1000$ kg/m³

DASY4 Configuration:

- Probe: ES3DV3 - SN3090; ConvF(5.36, 5.36, 5.36); Calibrated: 2019/4/12
- Sensor-Surface: 3mm (Mechanical Surface Detection)
- Electronics: DAE4 Sn662; Calibrated: 2019/4/11
- Phantom: SAM 1; Type: QD 000 P40 CB; Serial: TP-1378
- ; Postprocessing SW: SEMCAD, V1.8 Build 186

system check/Area Scan (51x71x1): Measurement grid: dx=15mm, dy=15mm

Maximum value of SAR (interpolated) = 0.543 mW/g

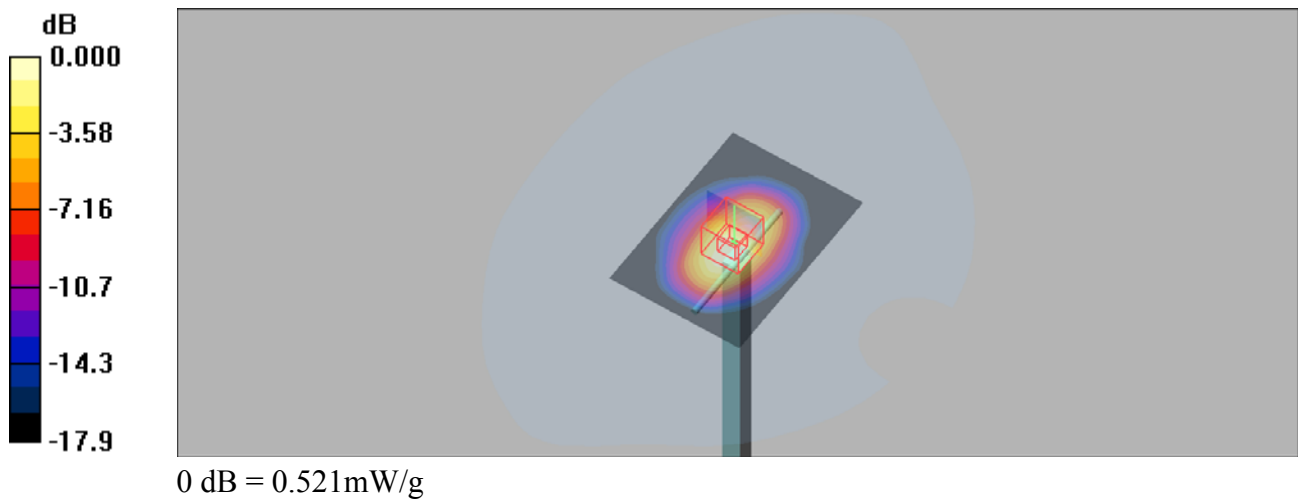
system check/Zoom Scan (5x5x7)/Cube 0: Measurement grid: dx=8mm, dy=8mm, dz=5mm

Reference Value = 19.5 V/m; Power Drift = -0.054 dB

Peak SAR (extrapolated) = 0.753 W/kg

SAR(1 g) = 0.408 mW/g; SAR(10 g) = 0.212 mW/g

Maximum value of SAR (measured) = 0.521 mW/g



System Check_H1900

DUT: Dipole 1900 MHz

Communication System: CW; Frequency: 1900 MHz; Duty Cycle: 1:1

Medium: H1900 Medium parameters used: $f = 1900$ MHz; $\sigma = 1.39$ mho/m; $\epsilon_r = 39.8$; $\rho = 1000$ kg/m³

DASY4 Configuration:

- Probe: ES3DV3 - SN3090; ConvF(5.06, 5.06, 5.06); Calibrated: 2019/4/12
- Sensor-Surface: 3mm (Mechanical Surface Detection)
- Electronics: DAE4 Sn662; Calibrated: 2019/4/11
- Phantom: SAM 1; Type: QD 000 P40 CB; Serial: TP-1378
- ; Postprocessing SW: SEMCAD, V1.8 Build 186

system check/Area Scan (51x71x1): Measurement grid: dx=15mm, dy=15mm

Maximum value of SAR (interpolated) = 0.423 mW/g

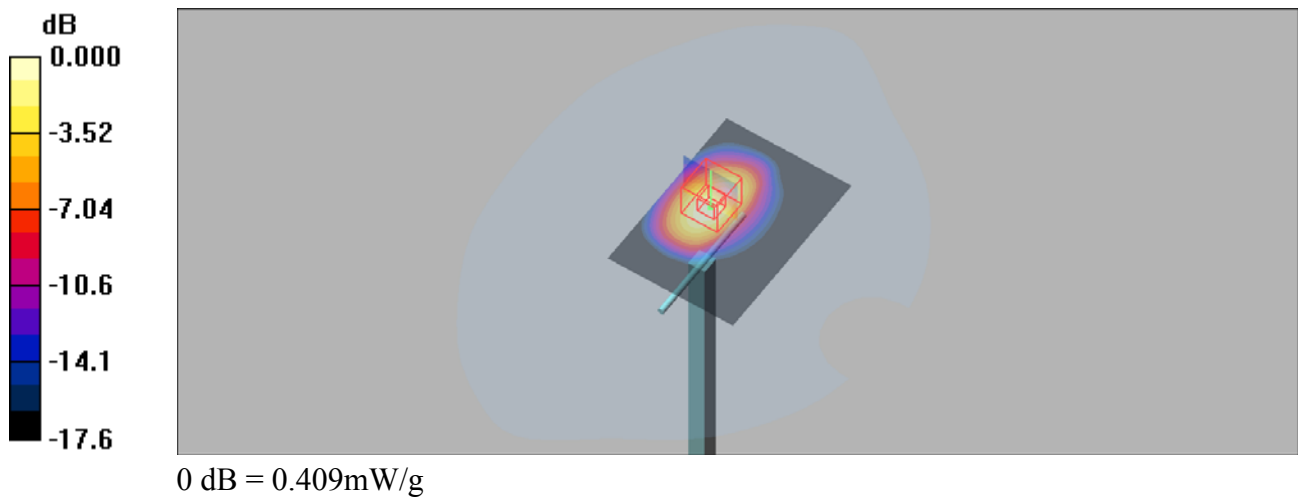
system check/Zoom Scan (5x5x7)/Cube 0: Measurement grid: dx=8mm, dy=8mm, dz=5mm

Reference Value = 9.11 V/m; Power Drift = 0.03 dB

Peak SAR (extrapolated) = 0.588 W/kg

SAR(1 g) = 0.385 mW/g; SAR(10 g) = 0.201 mW/g

Maximum value of SAR (measured) = 0.409 mW/g



System Check_H2450

DUT: Dipole 2450 MHz

Communication System: CW; Frequency: 2450 MHz; Duty Cycle: 1:1

Medium: H2450 Medium parameters used: $f = 2450$ MHz; $\sigma = 1.79$ mho/m; $\epsilon_r = 40.1$; $\rho = 1000$ kg/m³

DASY4 Configuration:

- Probe: ES3DV3 - SN3090; ConvF(4.57, 4.57, 4.57); Calibrated: 2019/4/12
- Sensor-Surface: 3mm (Mechanical Surface Detection)
- Electronics: DAE4 Sn662; Calibrated: 2019/4/11
- Phantom: SAM 1; Type: QD 000 P40 CB; Serial: TP-1378
- ; Postprocessing SW: SEMCAD, V1.8 Build 186

system check/Area Scan (51x71x1): Measurement grid: dx=12mm, dy=12mm

Maximum value of SAR (interpolated) = 0.767 mW/g

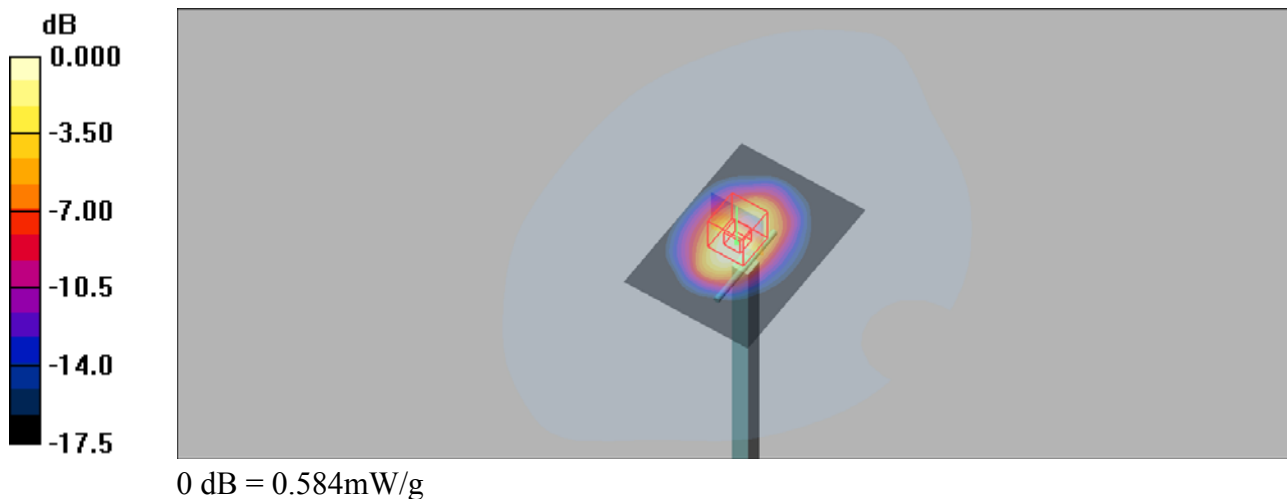
system check/Zoom Scan (5x5x7)/Cube 0: Measurement grid: dx=5mm, dy=5mm, dz=2mm

Reference Value = 18.2 V/m; Power Drift = 0.121 dB

Peak SAR (extrapolated) = 0.827 W/kg

SAR(1 g) = 0.491 mW/g; SAR(10 g) = 0.250 mW/g

Maximum value of SAR (measured) = 0.584 mW/g



System Check_H2600

DUT: Dipole 2600 MHz

Communication System: CW; Frequency: 2600 MHz; Duty Cycle: 1:1

Medium: HSL2600 Medium parameters used: $f = 2600$ MHz; $\sigma = 2.03$ mho/m; $\epsilon_r = 37.6$; $\rho = 1000$ kg/m³

DASY4 Configuration:

- Probe: ES3DV3 - SN3090; ConvF(4.48, 4.48, 4.48); Calibrated: 2019/4/12
- Sensor-Surface: 3mm (Mechanical Surface Detection)
- Electronics: DAE4 Sn662; Calibrated: 2019/4/11
- Phantom: SAM 1; Type: QD 000 P40 CB; Serial: TP-1378
- ; Postprocessing SW: SEMCAD, V1.8 Build 186

system check/Area Scan (51x71x1): Measurement grid: dx=12mm, dy=12mm

Maximum value of SAR (interpolated) = 0.700 mW/g

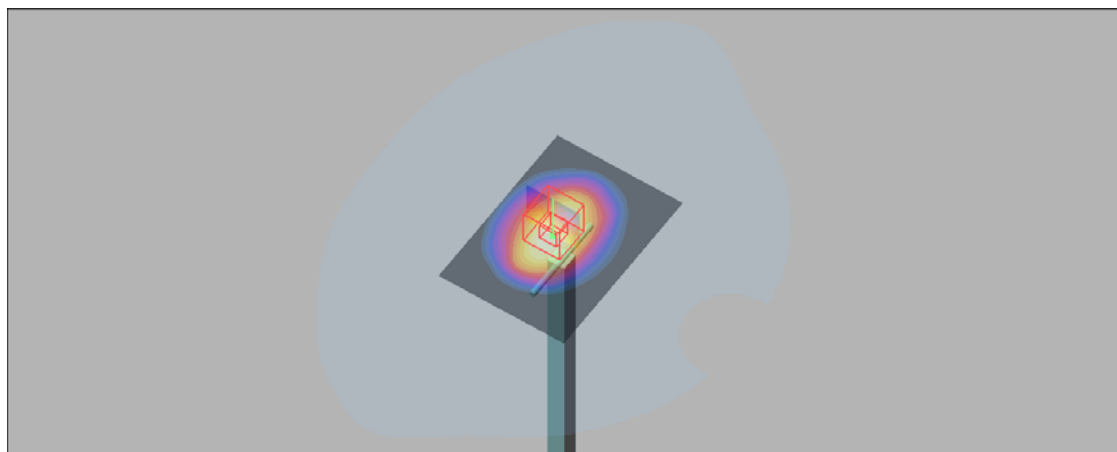
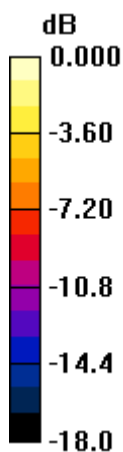
system check/Zoom Scan (5x5x7)/Cube 0: Measurement grid: dx=5mm, dy=5mm, dz=2mm

Reference Value = 16.3 V/m; Power Drift = 0.16 dB

Peak SAR (extrapolated) = 0.893 W/kg

SAR(1 g) = 0.595 mW/g; SAR(10 g) = 0.307 mW/g

Maximum value of SAR (measured) = 0.625 mW/g



0 dB = 0.625mW/g

System Check_B750

DUT: Dipole 750 MHz

Communication System: CW; Frequency: 750 MHz; Duty Cycle: 1:1

Medium: M750 Medium parameters used: $f = 750 \text{ MHz}$; $\sigma = 0.968 \text{ mho/m}$; $\epsilon_r = 55.4$; $\rho = 1000 \text{ kg/m}^3$

DASY4 Configuration:

- Probe: ES3DV3 - SN3090; ConvF(6.4, 6.4, 6.4); Calibrated: 2019/4/12
- Sensor-Surface: 3mm (Mechanical Surface Detection)
- Electronics: DAE4 Sn662; Calibrated: 2019/4/11
- Phantom: Triple Flat Phantom 5.1C; Type: QD 000 P51 CA; Serial: 1125
- ; Postprocessing SW: SEMCAD, V1.8 Build 186

system check/Area Scan (51x81x1): Measurement grid: $dx=15\text{mm}$, $dy=15\text{mm}$

Maximum value of SAR (interpolated) = 1.04 mW/g

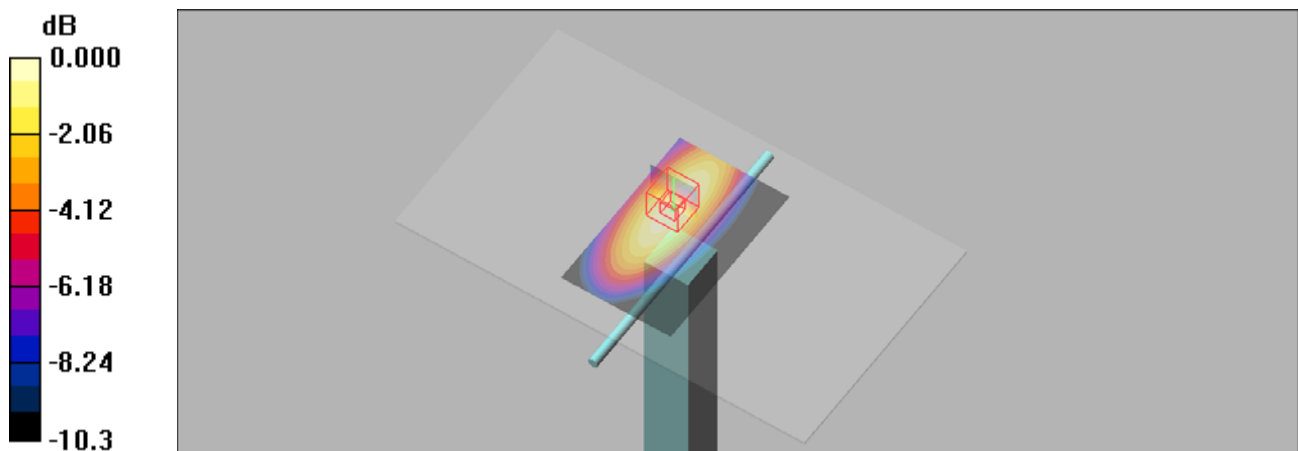
system check/Zoom Scan (5x5x7)/Cube 0: Measurement grid: $dx=8\text{mm}$, $dy=8\text{mm}$, $dz=5\text{mm}$

Reference Value = 26.3 V/m; Power Drift = 0.050 dB

Peak SAR (extrapolated) = 1.36 W/kg

SAR(1 g) = 0.895 mW/g; SAR(10 g) = 0.587 mW/g

Maximum value of SAR (measured) = 1.05 mW/g



0 dB = 1.05mW/g

System Check_B835

DUT: Dipole 835 MHz

Communication System: CW; Frequency: 835 MHz; Duty Cycle: 1:1

Medium: B835 Medium parameters used: $f = 835$ MHz; $\sigma = 0.992$ mho/m; $\epsilon_r = 55.6$; $\rho = 1000$ kg/m³

DASY4 Configuration:

- Probe: ES3DV3 - SN3090; ConvF(6.18, 6.18, 6.18); Calibrated: 2019/4/12
- Sensor-Surface: 3mm (Mechanical Surface Detection)
- Electronics: DAE4 Sn662; Calibrated: 2019/4/11
- Phantom: Triple Flat Phantom 5.1C; Type: QD 000 P51 CA; Serial: 1125
- ; Postprocessing SW: SEMCAD, V1.8 Build 186

system check/Area Scan (51x81x1): Measurement grid: dx=15mm, dy=15mm

Maximum value of SAR (interpolated) = 0.111 mW/g

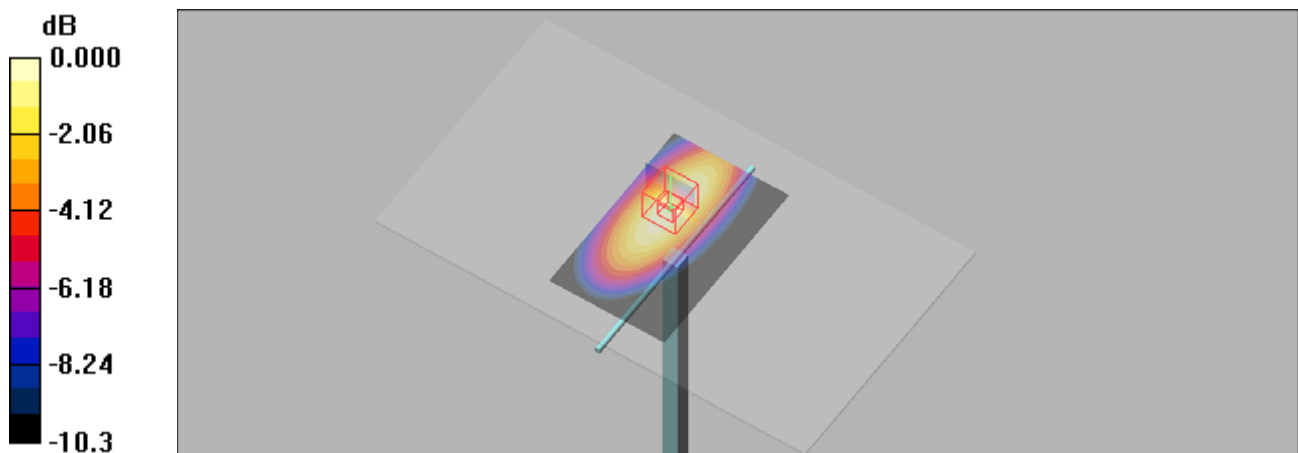
system check/Zoom Scan (5x5x7)/Cube 0: Measurement grid: dx=8mm, dy=8mm, dz=5mm

Reference Value = 8.89 V/m; Power Drift = 0.110 dB

Peak SAR (extrapolated) = 0.139 W/kg

SAR(1 g) = 0.095 mW/g; SAR(10 g) = 0.063 mW/g

Maximum value of SAR (measured) = 0.111 mW/g



0 dB = 0.111mW/g

System Check_B1750

DUT: Dipole 1750 MHz

Communication System: CW; Frequency: 1750 MHz; Duty Cycle: 1:1

Medium: MSL1750 Medium parameters used: $f = 1750$ MHz; $\sigma = 1.47$ mho/m; $\epsilon_r = 53.8$; $\rho = 1000$ kg/m³

DASY4 Configuration:

- Probe: ES3DV3 - SN3090; ConvF(4.95, 4.95, 4.95); Calibrated: 2019/4/12
- Sensor-Surface: 3mm (Mechanical Surface Detection)
- Electronics: DAE4 Sn662; Calibrated: 2019/4/11
- Phantom: Triple Flat Phantom 5.1C; Type: QD 000 P51 CA; Serial: 1125
- ; Postprocessing SW: SEMCAD, V1.8 Build 186

system check/Area Scan (51x71x1): Measurement grid: dx=15mm, dy=15mm

Maximum value of SAR (interpolated) = 0.534 mW/g


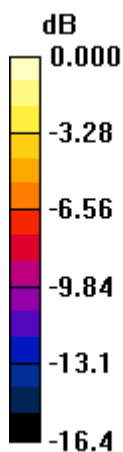
system check/Zoom Scan (5x5x7)/Cube 0: Measurement grid: dx=8mm, dy=8mm, dz=5mm

Reference Value = 18.3 V/m; Power Drift = 0.020 dB

Peak SAR (extrapolated) = 0.671 W/kg

SAR(1 g) = 0.382 mW/g; SAR(10 g) = 0.204 mW/g

Maximum value of SAR (measured) = 0.481 mW/g



0 dB = 0.481mW/g

System Check_B1900

DUT: Dipole 1900 MHz

Communication System: CW; Frequency: 1900 MHz; Duty Cycle: 1:1

Medium: B1900 Medium parameters used: $f = 1900$ MHz; $\sigma = 1.55$ mho/m; $\epsilon_r = 52.9$; $\rho = 1000$ kg/m³

DASY4 Configuration:

- Probe: ES3DV3 - SN3090; ConvF(4.79, 4.79, 4.79); Calibrated: 2019/4/12
- Sensor-Surface: 3mm (Mechanical Surface Detection)
- Electronics: DAE4 Sn662; Calibrated: 2019/4/11
- Phantom: Triple Flat Phantom 5.1C; Type: QD 000 P51 CA; Serial: 1125
- ; Postprocessing SW: SEMCAD, V1.8 Build 186

system check/Area Scan (51x71x1): Measurement grid: dx=15mm, dy=15mm

Maximum value of SAR (interpolated) = 0.518 mW/g

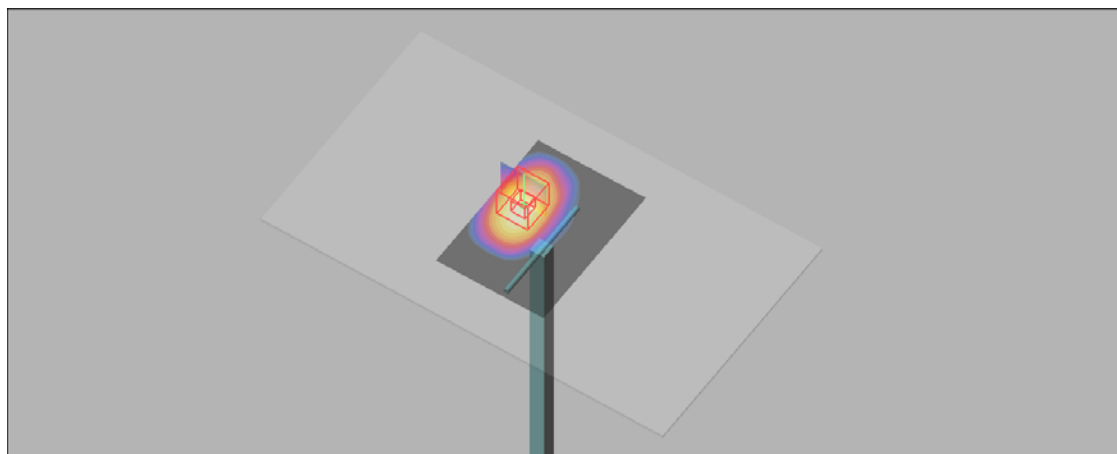
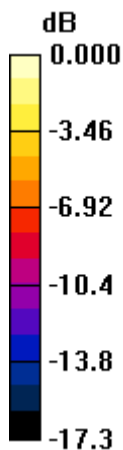
system check/Zoom Scan (5x5x7)/Cube 0: Measurement grid: dx=8mm, dy=8mm, dz=5mm

Reference Value = 7.34 V/m; Power Drift = 0.04 dB

Peak SAR (extrapolated) = 0.713 W/kg

SAR(1 g) = 0.406 mW/g; SAR(10 g) = 0.214 mW/g

Maximum value of SAR (measured) = 0.513 mW/g



0 dB = 0.513mW/g

System Check_B2450

DUT: Dipole 2450 MHz

Communication System: CW; Frequency: 2450 MHz; Duty Cycle: 1:1

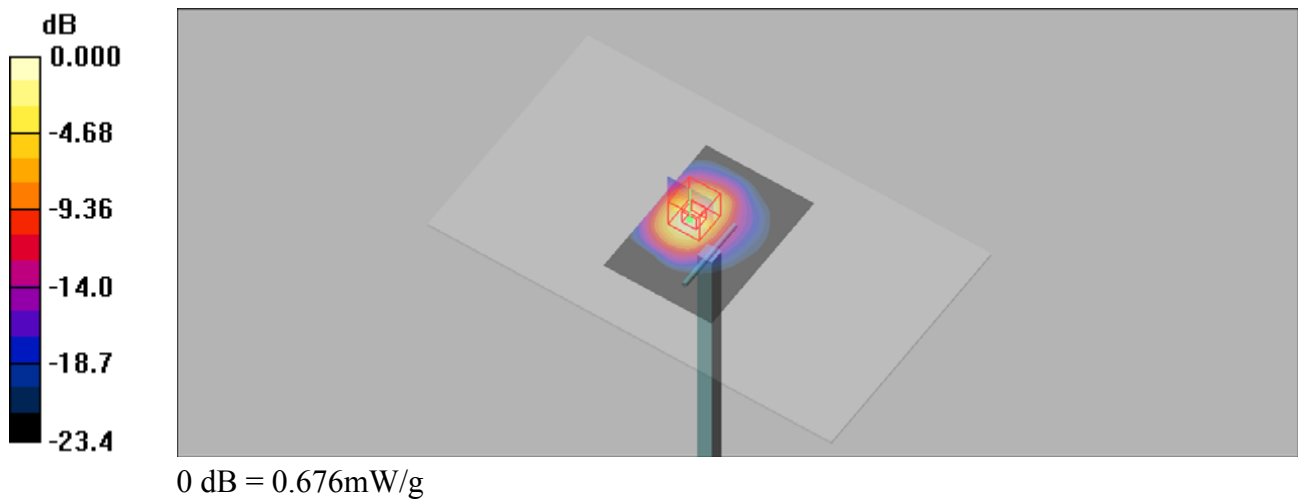
Medium: B2450 Medium parameters used: $f = 2450$ MHz; $\sigma = 2.03$ mho/m; $\epsilon_r = 52.8$; $\rho = 1000$ kg/m³

DASY4 Configuration:

- Probe: ES3DV3 - SN3090; ConvF(4.47, 4.47, 4.47); Calibrated: 2019/4/12
- Sensor-Surface: 3mm (Mechanical Surface Detection)
- Electronics: DAE4 Sn662; Calibrated: 2019/4/11
- Phantom: Triple Flat Phantom 5.1C; Type: QD 000 P51 CA; Serial: 1125
- ; Postprocessing SW: SEMCAD, V1.8 Build 186

system check/Area Scan (51x71x1): Measurement grid: dx=12mm, dy=12mm
 Maximum value of SAR (interpolated) = 0.684 mW/g

system check/Zoom Scan (5x5x7)/Cube 0: Measurement grid: dx=8mm, dy=8mm, dz=5mm
 Reference Value = 8.14 V/m; Power Drift = 0.03 dB
 Peak SAR (extrapolated) = 1.06 W/kg
SAR(1 g) = 0.520 mW/g; SAR(10 g) = 0.242 mW/g
 Maximum value of SAR (measured) = 0.676 mW/g



System Check_B2600

DUT: Dipole 2600 MHz

Communication System: CW; Frequency: 2600 MHz; Duty Cycle: 1:1

Medium: B2600 Medium parameters used: $f = 2600$ MHz; $\sigma = 2.2$ mho/m; $\epsilon_r = 52.4$; $\rho = 1000$ kg/m³

DASY4 Configuration:

- Probe: ES3DV3 - SN3090; ConvF(4.24, 4.24, 4.24); Calibrated: 2019/4/12
- Sensor-Surface: 3mm (Mechanical Surface Detection)
- Electronics: DAE4 Sn662; Calibrated: 2019/4/11
- Phantom: Triple Flat Phantom 5.1C; Type: QD 000 P51 CA; Serial: 1125
- ; Postprocessing SW: SEMCAD, V1.8 Build 186

system check/Area Scan (51x71x1): Measurement grid: dx=12mm, dy=12mm

Maximum value of SAR (interpolated) = 0.743 mW/g

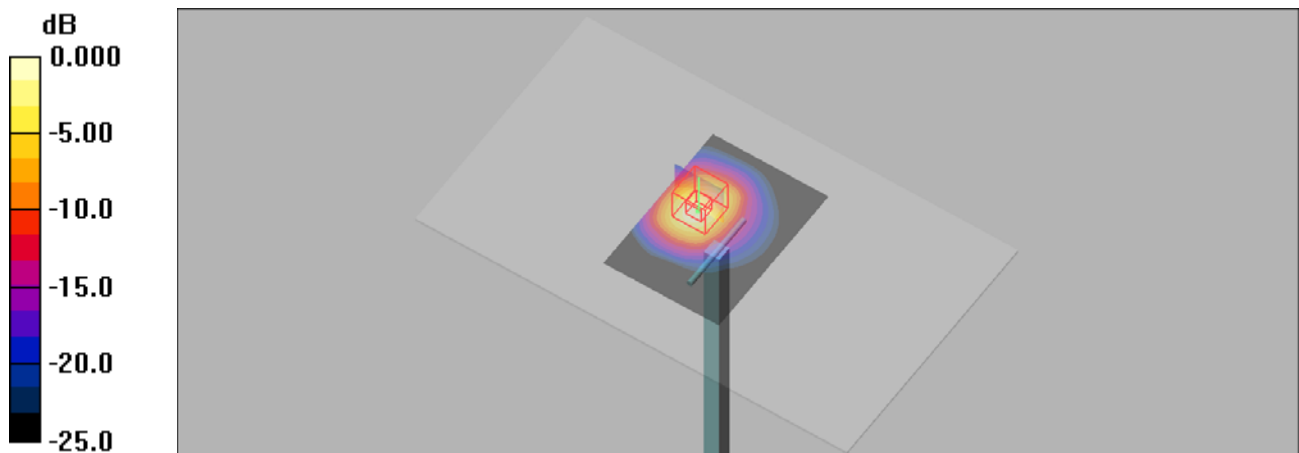
system check/Zoom Scan (5x5x7)/Cube 0: Measurement grid: dx=8mm, dy=8mm, dz=5mm

Reference Value = 7.08 V/m; Power Drift = 0.05 dB

Peak SAR (extrapolated) = 1.23 W/kg

SAR(1 g) = 0.566 mW/g; SAR(10 g) = 0.251 mW/g

Maximum value of SAR (measured) = 0.752 mW/g



0 dB = 0.752mW/g