

## System Check\_H835

### DUT: Dipole 835 MHz

Communication System: CW; Frequency: 835 MHz; Duty Cycle: 1:1

Medium: H835 Medium parameters used:  $f = 835 \text{ MHz}$ ;  $\sigma = 0.886 \text{ mho/m}$ ;  $\epsilon_r = 42.1$ ;  $\rho = 1000 \text{ kg/m}^3$

DASY4 Configuration:

- Probe: ES3DV3 - SN3090; ConvF(6.12, 6.12, 6.12); Calibrated: 2019/4/12
- Sensor-Surface: 3mm (Mechanical Surface Detection)
- Electronics: DAE4 Sn662; Calibrated: 2019/4/11
- Phantom: SAM 1; Type: QD 000 P40 CB; Serial: TP/1378
- ; Postprocessing SW: SEMCAD, V1.8 Build 186

**system check/Area Scan (51x81x1):** Measurement grid:  $dx=15\text{mm}$ ,  $dy=15\text{mm}$

Maximum value of SAR (interpolated) = 0.109 mW/g

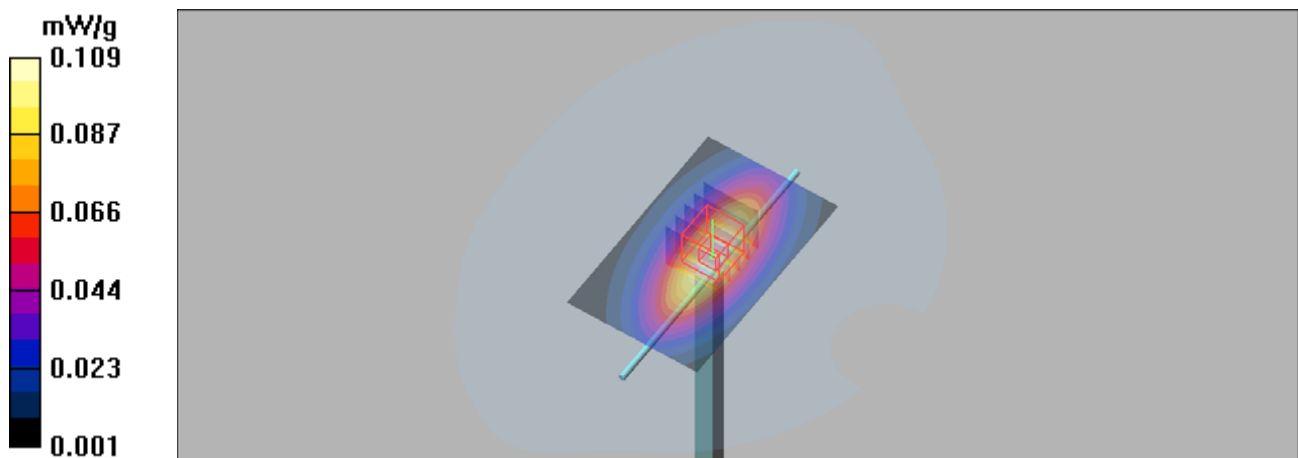
**system check/Zoom Scan (5x5x7)/Cube 0:** Measurement grid:  $dx=8\text{mm}$ ,  $dy=8\text{mm}$ ,  $dz=5\text{mm}$

Reference Value = 11.2 V/m; Power Drift = -0.047 dB

Peak SAR (extrapolated) = 0.143 W/kg

**SAR(1 g) = 0.093 mW/g; SAR(10 g) = 0.059 mW/g**

Maximum value of SAR (measured) = 0.110 mW/g



## System Check\_H1900

### DUT: Dipole 1900 MHz

Communication System: CW; Frequency: 1900 MHz; Duty Cycle: 1:1

Medium: H1900 Medium parameters used:  $f = 1900$  MHz;  $\sigma = 1.4$  mho/m;  $\epsilon_r = 40.9$ ;  $\rho = 1000$  kg/m<sup>3</sup>

#### DASY4 Configuration:

- Probe: ES3DV3 - SN3090; ConvF(5.06, 5.06, 5.06); Calibrated: 2019/4/12
- Sensor-Surface: 3mm (Mechanical Surface Detection)
- Electronics: DAE4 Sn662; Calibrated: 2019/4/11
- Phantom: SAM 1; Type: QD 000 P40 CB; Serial: TP/1378
- ; Postprocessing SW: SEMCAD, V1.8 Build 186

**system check/Area Scan (51x71x1):** Measurement grid: dx=15mm, dy=15mm

Maximum value of SAR (interpolated) = 0.556 mW/g

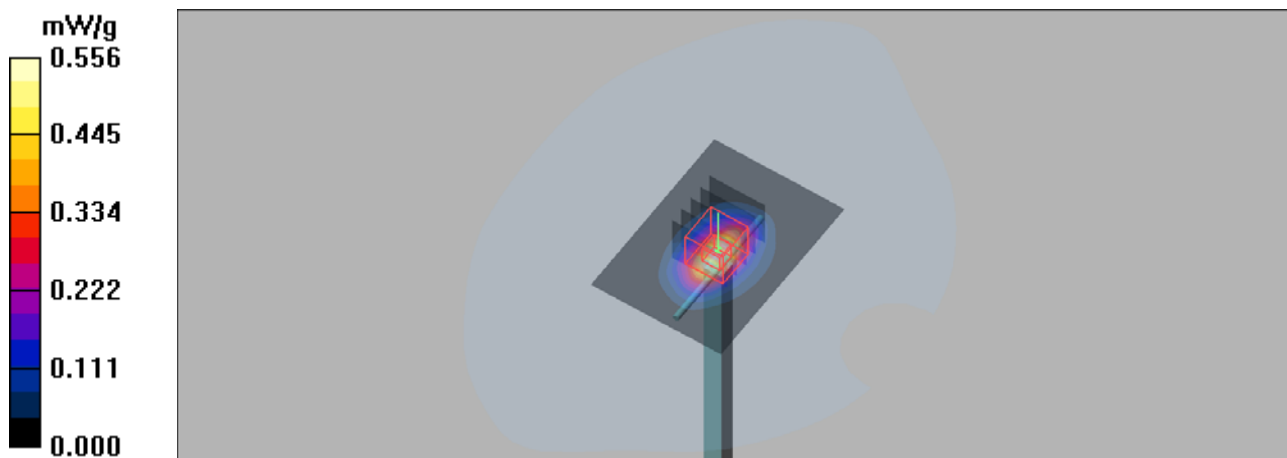
**system check/Zoom Scan (5x5x7)/Cube 0:** Measurement grid: dx=8mm, dy=8mm, dz=5mm

Reference Value = 19.3 V/m; Power Drift = -0.153 dB

Peak SAR (extrapolated) = 0.776 W/kg

**SAR(1 g) = 0.404 mW/g; SAR(10 g) = 0.204 mW/g**

Maximum value of SAR (measured) = 0.513 mW/g



## System Check\_H2450

### DUT: Dipole 2450 MHz

Communication System: CW; Frequency: 2450 MHz; Duty Cycle: 1:1

Medium: H2450 Medium parameters used:  $f = 2450$  MHz;  $\sigma = 1.8$  mho/m;  $\epsilon_r = 40.4$ ;  $\rho = 1000$  kg/m<sup>3</sup>

DASY4 Configuration:

- Probe: ES3DV3 - SN3090; ConvF(4.57, 4.57, 4.57); Calibrated: 2019/4/12
- Sensor-Surface: 3mm (Mechanical Surface Detection)
- Electronics: DAE4 Sn662; Calibrated: 2019/4/11
- Phantom: SAM 1; Type: QD 000 P40 CB; Serial: TP/1378
- ; Postprocessing SW: SEMCAD, V1.8 Build 186

**system check/Area Scan (51x71x1):** Measurement grid: dx=12mm, dy=12mm

Maximum value of SAR (interpolated) = 7.62 mW/g

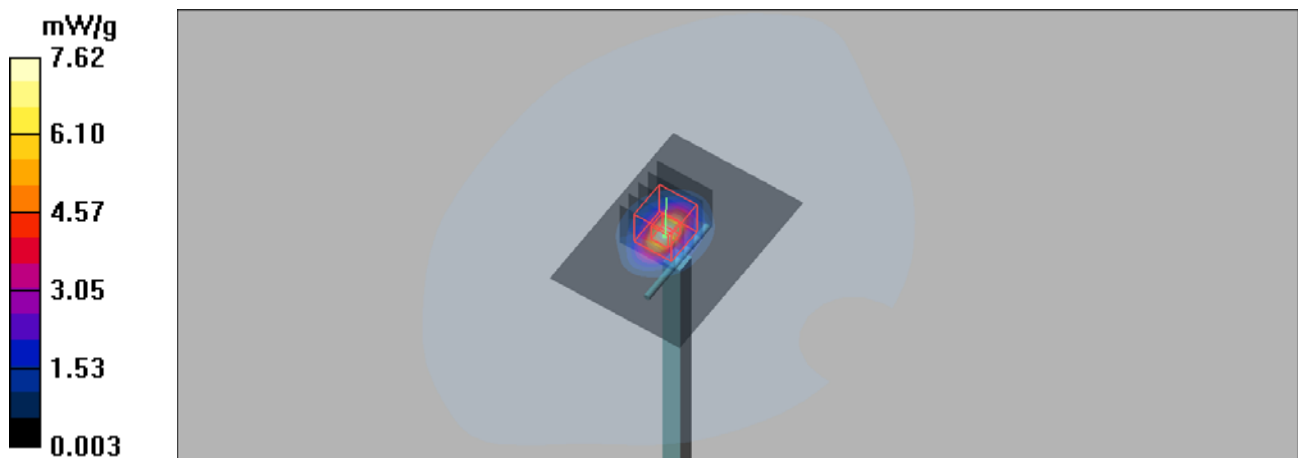
**system check/Zoom Scan (5x5x7)/Cube 0:** Measurement grid: dx=8mm, dy=8mm, dz=5mm

Reference Value = 50.2 V/m; Power Drift = 0.129 dB

Peak SAR (extrapolated) = 11.0 W/kg

**SAR(1 g) = 5.12 mW/g; SAR(10 g) = 2.33 mW/g**

Maximum value of SAR (measured) = 6.73 mW/g



## System Check\_B835

### DUT: Dipole 835 MHz

Communication System: CW; Frequency: 835 MHz; Duty Cycle: 1:1

Medium: B835 Medium parameters used:  $f = 835$  MHz;  $\sigma = 0.995$  mho/m;  $\epsilon_r = 56.1$ ;  $\rho = 1000$  kg/m<sup>3</sup>

DASY4 Configuration:

- Probe: ES3DV3 - SN3090; ConvF(6.18, 6.18, 6.18); Calibrated: 2019/4/12
- Sensor-Surface: 3mm (Mechanical Surface Detection)
- Electronics: DAE4 Sn662; Calibrated: 2019/4/11
- Phantom: Triple Flat Phantom 5.1C; Type: QD 000 P51 CA; Serial: 1125
- ; Postprocessing SW: SEMCAD, V1.8 Build 186

**system check/Area Scan (51x81x1):** Measurement grid: dx=15mm, dy=15mm

Maximum value of SAR (interpolated) = 0.110 mW/g

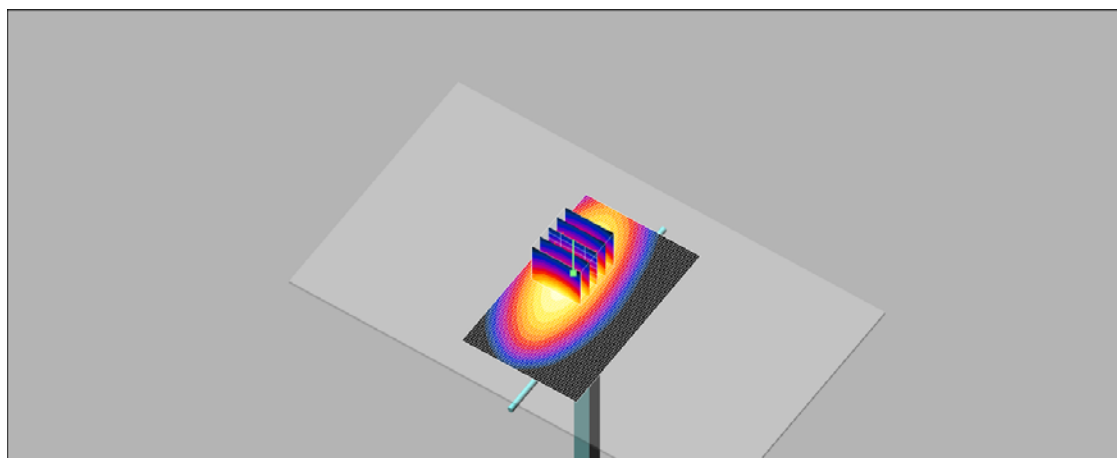
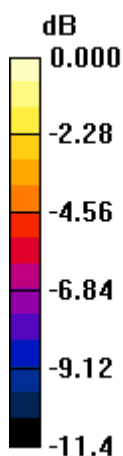
**system check/Zoom Scan (5x5x7)/Cube 0:** Measurement grid: dx=8mm, dy=8mm, dz=5mm

Reference Value = 8.41 V/m; Power Drift = 0.025 dB

Peak SAR (extrapolated) = 0.143 W/kg

**SAR(1 g) = 0.095 mW/g; SAR(10 g) = 0.061 mW/g**

Maximum value of SAR (measured) = 0.111 mW/g



0 dB = 0.111mW/g

## System Check\_B1900

### DUT: Dipole 1900 MHz

Communication System: CW; Frequency: 1900 MHz; Duty Cycle: 1:1

Medium: B1900 Medium parameters used:  $f = 1900$  MHz;  $\sigma = 1.53$  mho/m;  $\epsilon_r = 53.7$ ;  $\rho = 1000$  kg/m<sup>3</sup>

DASY4 Configuration:

- Probe: ES3DV3 - SN3090; ConvF(4.79, 4.79, 4.79); Calibrated: 2019/4/12
- Sensor-Surface: 3mm (Mechanical Surface Detection)
- Electronics: DAE4 Sn662; Calibrated: 2019/4/11
- Phantom: Triple Flat Phantom 5.1C; Type: QD 000 P51 CA; Serial: 1125
- ; Postprocessing SW: SEMCAD, V1.8 Build 186

**system check/Area Scan (51x71x1):** Measurement grid: dx=15mm, dy=15mm

Maximum value of SAR (interpolated) = 0.509 mW/g

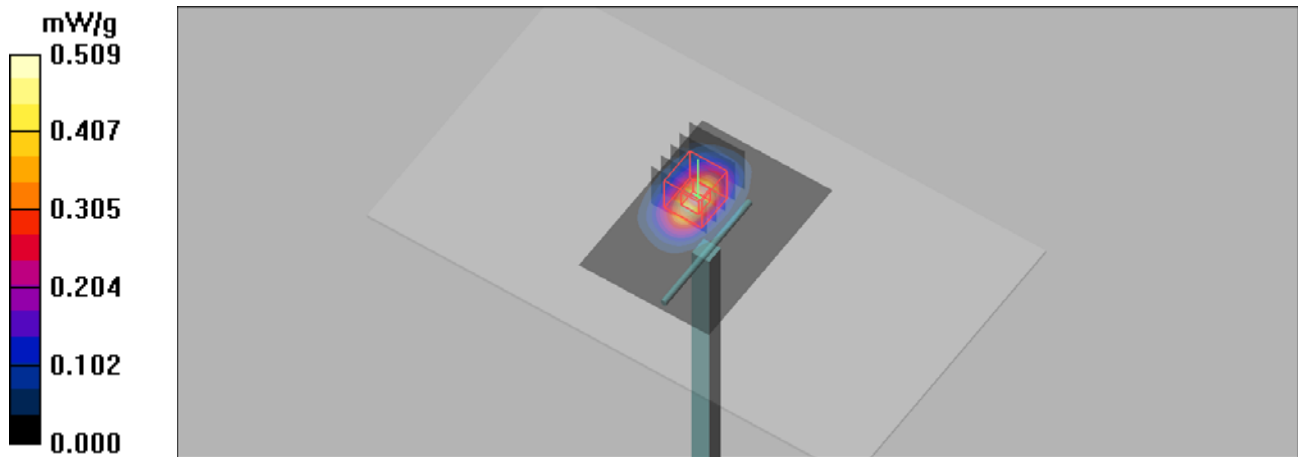
**system check/Zoom Scan (5x5x7)/Cube 0:** Measurement grid: dx=8mm, dy=8mm, dz=5mm

Reference Value = 9.00 V/m; Power Drift = 0.090 dB

Peak SAR (extrapolated) = 0.712 W/kg

**SAR(1 g) = 0.401 mW/g; SAR(10 g) = 0.211 mW/g**

Maximum value of SAR (measured) = 0.503 mW/g



## System Check\_B2450

### DUT: Dipole 2450 MHz

Communication System: CW; Frequency: 2450 MHz; Duty Cycle: 1:1

Medium: M2450 Medium parameters used:  $f = 2450$  MHz;  $\sigma = 2.03$  mho/m;  $\epsilon_r = 53.1$ ;  $\rho = 1000$  kg/m<sup>3</sup>

DASY4 Configuration:

- Probe: ES3DV3 - SN3090; ConvF(4.47, 4.47, 4.47); Calibrated: 2019/4/12
- Sensor-Surface: 3mm (Mechanical Surface Detection)
- Electronics: DAE4 Sn662; Calibrated: 2019/4/11
- Phantom: Triple Flat Phantom 5.1C; Type: QD 000 P51 CA; Serial: 1125
- ; Postprocessing SW: SEMCAD, V1.8 Build 186

**system check/Area Scan (51x71x1):** Measurement grid: dx=12mm, dy=12mm

Maximum value of SAR (interpolated) = 6.18 mW/g

**system check/Zoom Scan (5x5x7)/Cube 0:** Measurement grid: dx=8mm, dy=8mm, dz=5mm

Reference Value = 33.9 V/m; Power Drift = 0.11 dB

Peak SAR (extrapolated) = 9.18 W/kg

**SAR(1 g) = 4.68 mW/g; SAR(10 g) = 2.08 mW/g**

Maximum value of SAR (measured) = 5.79 mW/g

