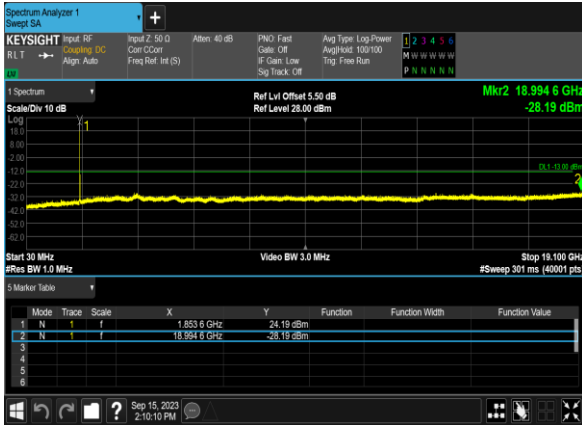


Conducted Spurious Emissions

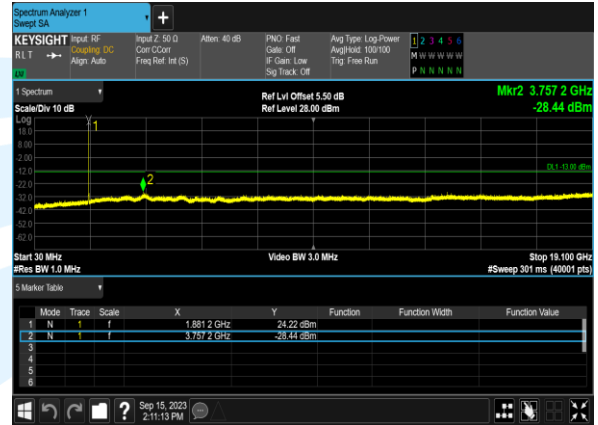
Band	Channel	Freq (MHz)	Connection Type	Result (dBm)	Limit (dBm)	Verdict
2	9262	1852.4	RMC 12.2k	-28.19	-13	PASS
2	9400	1880.0	RMC 12.2k	-28.44	-13	PASS
2	9538	1907.6	RMC 12.2k	-27.86	-13	PASS

Test Graphs

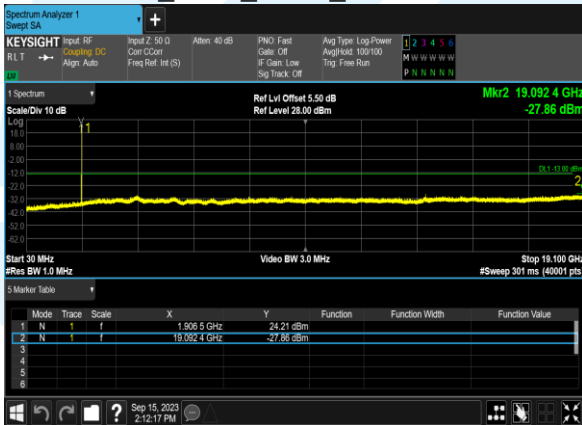
Band2_RMC_12.2k_Channel9262



Band2_RMC_12.2k_Channel9400



Band2_RMC_12.2k_Channel9538

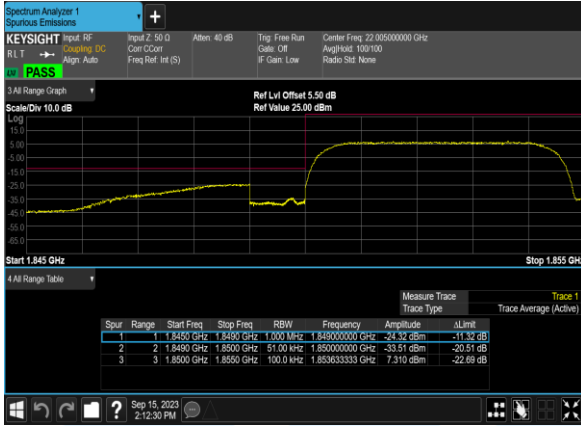


Conducted Band Edge

Band	Channel	Freq (MHz)	Connection Type	Result	Verdict
2	9262	1852.4	RMC 12.2k	see graph	PASS
2	9538	1907.6	RMC 12.2k	see graph	PASS

Test Graphs

Band2_RMC_12.2k_Channel9262



Band2_RMC_12.2k_Channel9538



Shenzhen UnionTrust Quality and Technology Co., Ltd.

Address: Unit D/E of 9/F and 16/F, Block A, Building 6, Baoneng science and technology park, Longhua district, Shenzhen, China

Tel: +86-755-28230888

Fax: +86-755-28230886

E-mail: info@uttlab.com

<http://www.uttlab.com>

UTTR-RF-FCC23G-V1.1

A.4 WCDMA BAND IV

Peak to Average Ratio

Band	Channel	Freq (MHz)	Connection Type	Result (dB)	Limit (dB)	Verdict
4	1312	1712.4	RMC 12.2k	3.00	13	PASS
4	1413	1732.6	RMC 12.2k	2.96	13	PASS
4	1513	1752.6	RMC 12.2k	2.90	13	PASS

Test Graphs

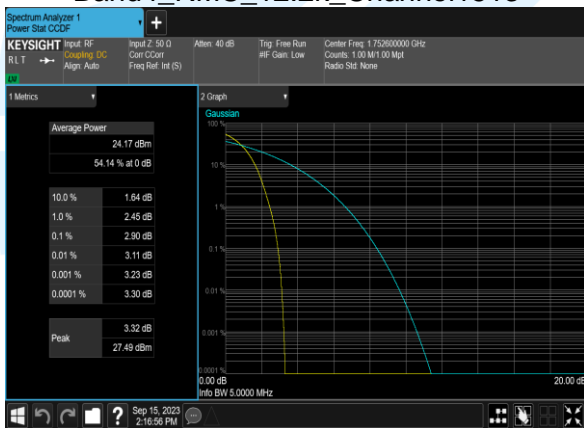
Band4_RMC_12.2k_Channel1312



Band4_RMC_12.2k_Channel1413



Band4_RMC_12.2k_Channel1513

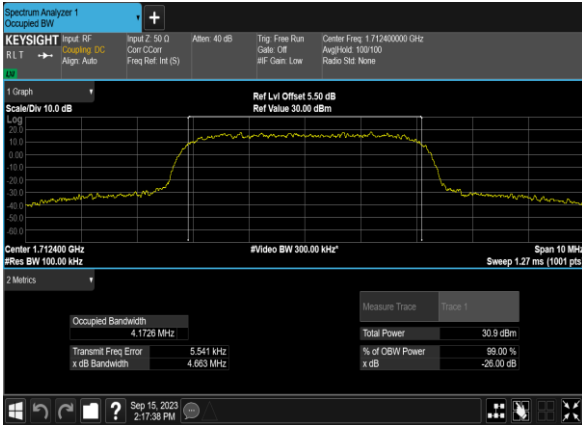


Occupied Bandwidth

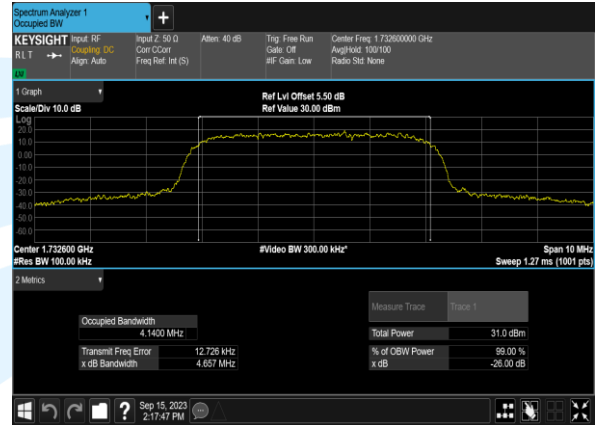
Band	Channel	Freq (MHz)	Connection Type	OBW (MHz)	26dB BW (MHz)
4	1312	1712.4	RMC 12.2k	4.1726	4.663
4	1413	1732.6	RMC 12.2k	4.1400	4.657
4	1513	1752.6	RMC 12.2k	4.1569	4.685

Test Graphs

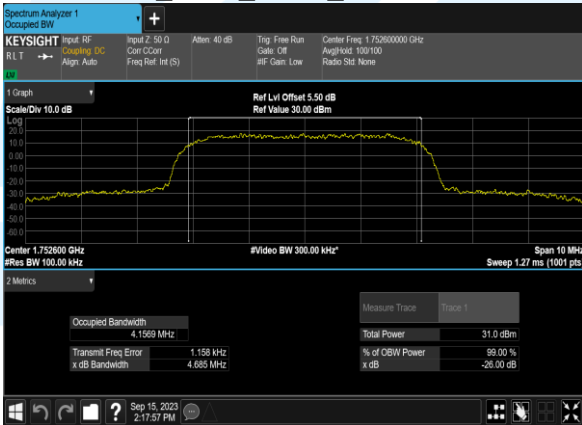
Band4_RMC_12.2k_Channel1312



Band4_RMC_12.2k_Channel1413



Band4_RMC_12.2k_Channel1513

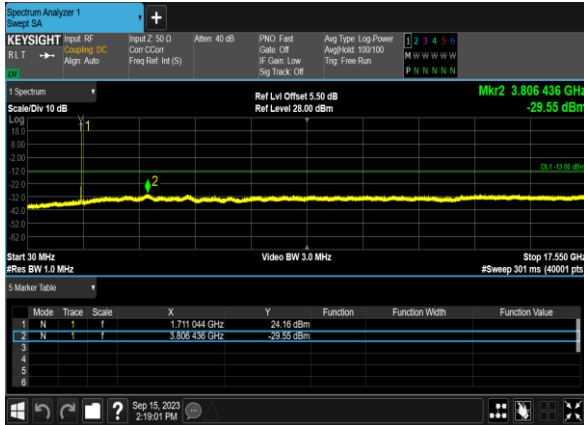


Conducted Spurious Emissions

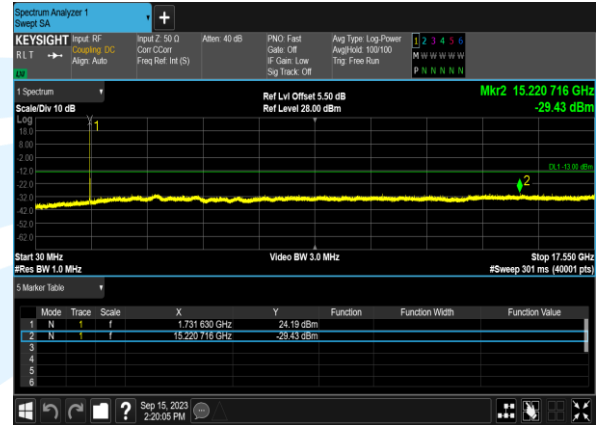
Band	Channel	Freq (MHz)	Connection Type	Result (dBm)	Limit (dBm)	Verdict
4	1312	1712.4	RMC 12.2k	-29.55	-13	PASS
4	1413	1732.6	RMC 12.2k	-29.43	-13	PASS
4	1513	1752.6	RMC 12.2k	-29.64	-13	PASS

Test Graphs

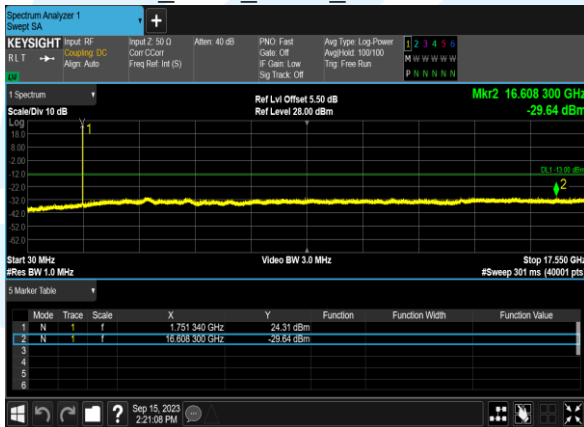
Band4_RMC_12.2k_Channel1312



Band4_RMC_12.2k_Channel1413



Band4_RMC_12.2k_Channel1513

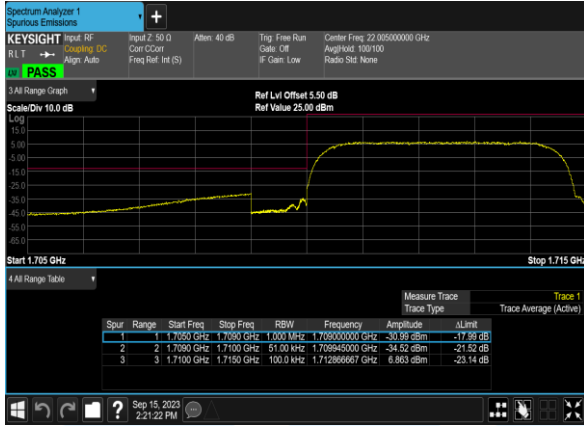


Conducted Band Edge

Band	Channel	Freq (MHz)	Connection Type	Result	Verdict
4	1312	1712.4	RMC 12.2k	see graph	PASS
4	1513	1752.6	RMC 12.2k	see graph	PASS

Test Graphs

Band4_RMC_12.2k_Channel1312



Band4_RMC_12.2k_Channel1513



A.5 WCDMA BAND V

Peak to Average Ratio

Band	Channel	Freq (MHz)	Connection Type	Result (dB)	Limit (dB)	Verdict
5	4132	826.4	RMC 12.2k	3.03	13	PASS
5	4182	836.4	RMC 12.2k	3.06	13	PASS
5	4233	846.6	RMC 12.2k	3.08	13	PASS

Test Graphs

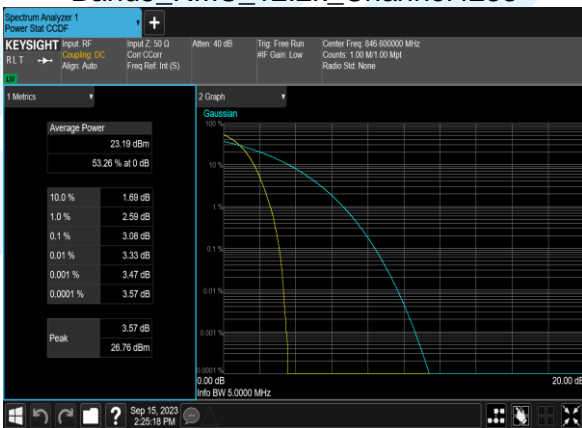
Band5_RMC_12.2k_Channel4132



Band5_RMC_12.2k_Channel4182



Band5_RMC_12.2k_Channel4233

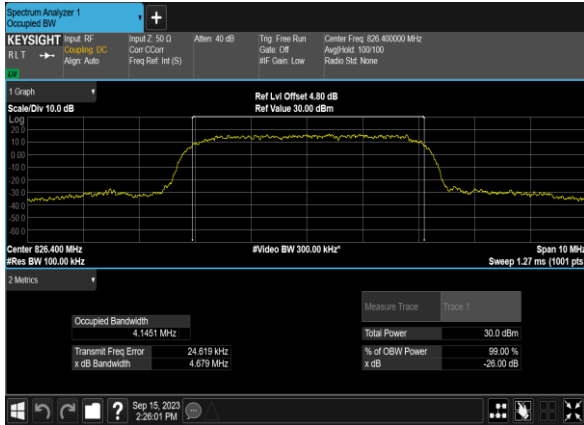


Occupied Bandwidth

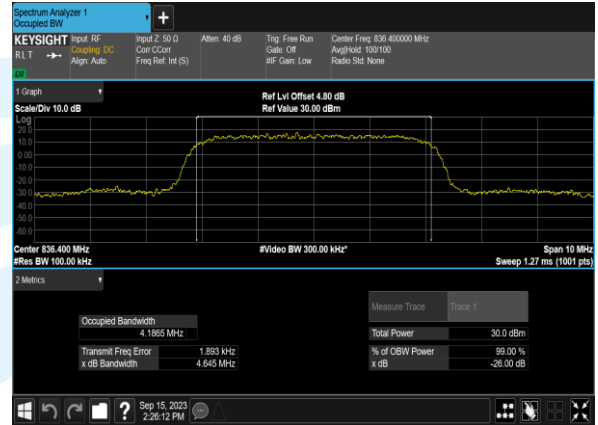
Band	Channel	Freq (MHz)	Connection Type	OBW (MHz)	26dB BW (MHz)
5	4132	826.4	RMC 12.2k	4.1451	4.679
5	4182	836.4	RMC 12.2k	4.1865	4.645
5	4233	846.6	RMC 12.2k	4.1516	4.659

Test Graphs

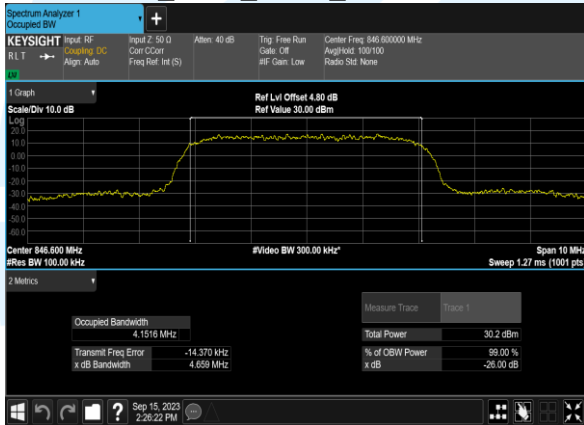
Band5_RMC_12.2k_Channel4132



Band5_RMC_12.2k_Channel4182



Band5_RMC_12.2k_Channel4233



Conducted Spurious Emissions

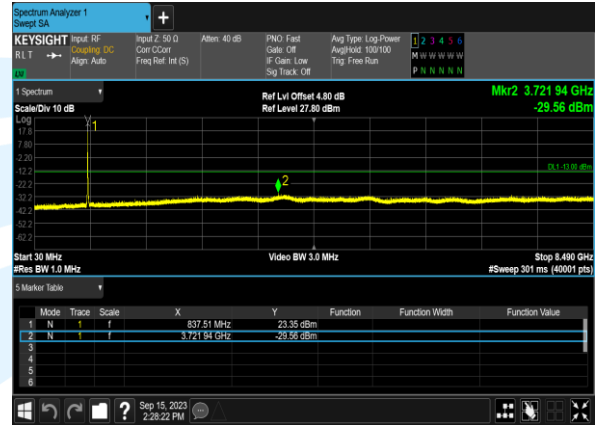
Band	Channel	Freq (MHz)	Connection Type	Result (dBm)	Limit (dBm)	Verdict
5	4132	826.4	RMC 12.2k	-29.56	-13	PASS
5	4182	836.4	RMC 12.2k	-29.56	-13	PASS
5	4233	846.6	RMC 12.2k	-29.95	-13	PASS

Test Graphs

Band5_RMC_12.2k_Channel4132



Band5_RMC_12.2k_Channel4182



Band5_RMC_12.2k_Channel4233

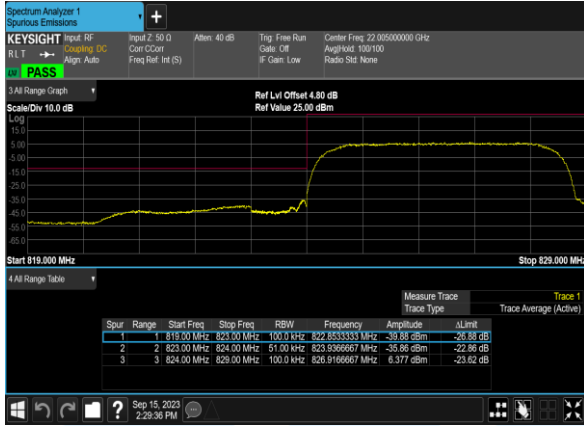


Conducted Band Edge

Band	Channel	Freq (MHz)	Connection Type	Result	Verdict
5	4132	826.4	RMC 12.2k	see graph	PASS
5	4233	846.6	RMC 12.2k	see graph	PASS

Test Graphs

Band5_RMC_12.2k_Channel4132



Band5_RMC_12.2k_Channel4233



APPENDIX 1 PHOTOS OF TEST SETUP

See test photos attached in Appendix 1 for the actual connections between Product and support equipment.

APPENDIX 2 PHOTOS OF EUT CONSTRUCTIONAL DETAILS

Refer to Appendix 2 for EUT external and internal photos.

*** End of Report ***

The test report is effective only with both signature and specialized stamp. The result(s) shown in this report refer only to the sample(s) tested. Without written approval of UnionTrust, this report can't be reproduced except in full.
