

## System Check\_H750\_10dBm

### DUT: Dipole 750 MHz

Communication System: CW; Frequency: 750 MHz; Duty Cycle: 1:1

Medium: H750 Medium parameters used:  $f = 750 \text{ MHz}$ ;  $\sigma = 0.865 \text{ mho/m}$ ;  $\epsilon_r = 40.2$ ;  $\rho = 1000 \text{ kg/m}^3$

#### DASY4 Configuration:

- Probe: ES3DV3 - SN3090; ConvF(6.28, 6.28, 6.28); Calibrated: 2022/4/6
- Sensor-Surface: 3mm (Mechanical Surface Detection)
- Electronics: DAE4 Sn662; Calibrated: 2022/3/24
- Phantom: SAM 1; Type: QD 000 P40 CB; Serial: TP/1378
- Postprocessing SW: SEMCAD, V1.8 Build 186

**System check/Area Scan (51x71x1):** Measurement grid:  $dx=15\text{mm}$ ,  $dy=15\text{mm}$

Maximum value of SAR (interpolated) = 0.092 mW/g


**System check/Zoom Scan (5x5x7)/Cube 0:** Measurement grid:  $dx=8\text{mm}$ ,  $dy=8\text{mm}$ ,  $dz=5\text{mm}$

Reference Value = 10.1 V/m; Power Drift = 0.122 dB

Peak SAR (extrapolated) = 0.118 W/kg

**SAR(1 g) = 0.082 mW/g; SAR(10 g) = 0.056 mW/g**

Maximum value of SAR (measured) = 0.092 mW/g



0 dB = 0.092mW/g

## System Check\_H835\_10dBm

### DUT: Dipole 835 MHz

Communication System: CW; Frequency: 835 MHz; Duty Cycle: 1:1

Medium: H835 Medium parameters used:  $f = 835 \text{ MHz}$ ;  $\sigma = 0.918 \text{ mho/m}$ ;  $\epsilon_r = 39.5$ ;  $\rho = 1000 \text{ kg/m}^3$

DASY4 Configuration:

- Probe: ES3DV3 - SN3090; ConvF(6.12, 6.12, 6.12); Calibrated: 2022/4/6
- Sensor-Surface: 3mm (Mechanical Surface Detection)
- Electronics: DAE4 Sn662; Calibrated: 2022/3/24
- Phantom: SAM 1; Type: QD 000 P40 CB; Serial: TP/1378
- Postprocessing SW: SEMCAD, V1.8 Build 186

**System check/Area Scan (51x81x1):** Measurement grid:  $dx=15\text{mm}$ ,  $dy=15\text{mm}$

Maximum value of SAR (interpolated) = 0.113 mW/g

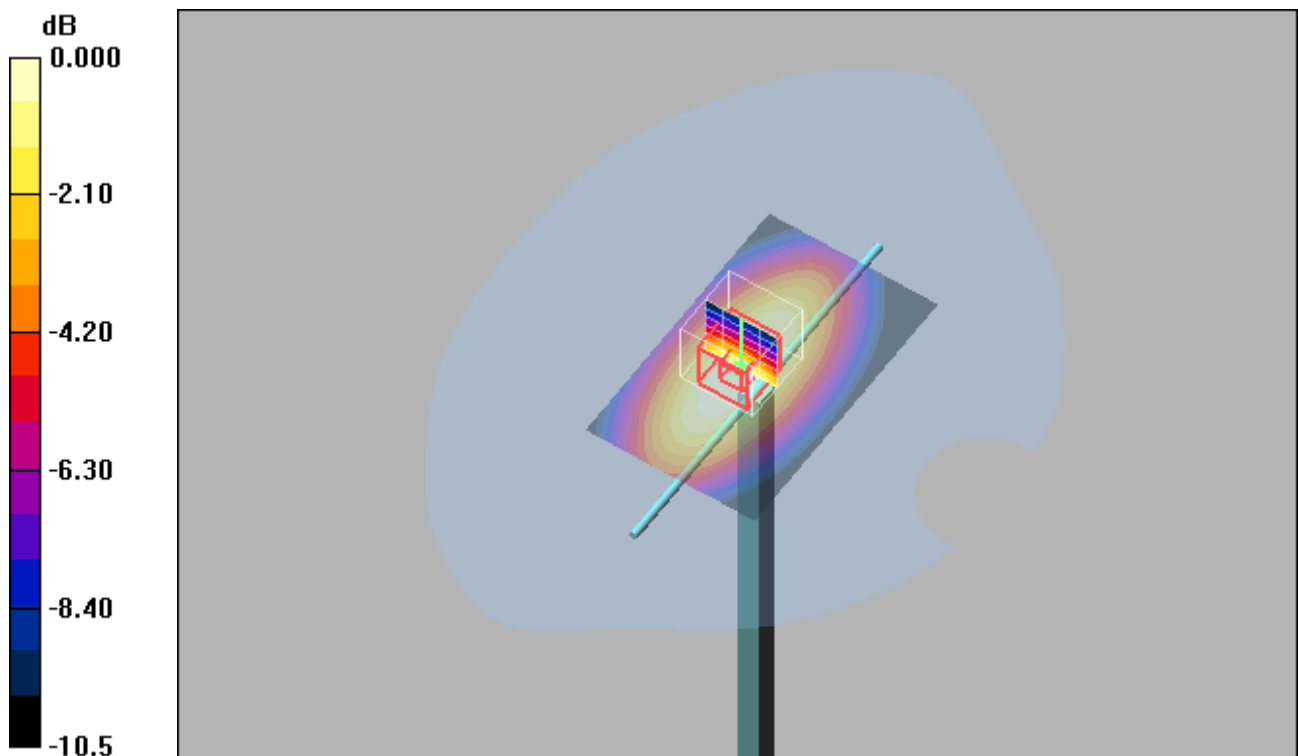
**System check/Zoom Scan (5x5x7)/Cube 0:** Measurement grid:  $dx=8\text{mm}$ ,  $dy=8\text{mm}$ ,  $dz=5\text{mm}$

Reference Value = 11.8 V/m; Power Drift = -0.050 dB

Peak SAR (extrapolated) = 0.142 W/kg

**SAR(1 g) = 0.097 mW/g; SAR(10 g) = 0.064 mW/g**

Maximum value of SAR (measured) = 0.112 mW/g



0 dB = 0.112mW/g

## System Check\_H1750\_10dBm

### DUT: Dipole 1750 MHz

Communication System: CW; Frequency: 1750 MHz; Duty Cycle: 1:1

Medium: H1750 Medium parameters used:  $f = 1750$  MHz;  $\sigma = 1.31$  mho/m;  $\epsilon_r = 39.7$ ;  $\rho = 1000$  kg/m<sup>3</sup>

#### DASY4 Configuration:

- Probe: ES3DV3 - SN3090; ConvF(5.36, 5.36, 5.36); Calibrated: 2022/4/6
- Sensor-Surface: 3mm (Mechanical Surface Detection)
- Electronics: DAE4 Sn662; Calibrated: 2022/3/24
- Phantom: SAM 1; Type: QD 000 P40 CB; Serial: TP/1378
- Postprocessing SW: SEMCAD, V1.8 Build 186

**System check/Area Scan (51x61x1):** Measurement grid: dx=15mm, dy=15mm

Maximum value of SAR (interpolated) = 0.469 mW/g


**System check/Zoom Scan (5x5x7)/Cube 0:** Measurement grid: dx=8mm, dy=8mm, dz=5mm

Reference Value = 18.4 V/m; Power Drift = 0.074 dB

Peak SAR (extrapolated) = 0.621 W/kg

**SAR(1 g) = 0.358 mW/g; SAR(10 g) = 0.198 mW/g**

Maximum value of SAR (measured) = 0.439 mW/g



0 dB = 0.439mW/g

## System Check\_H1900\_10dBm

### DUT: Dipole 1900 MHz

Communication System: CW; Frequency: 1900 MHz; Duty Cycle: 1:1

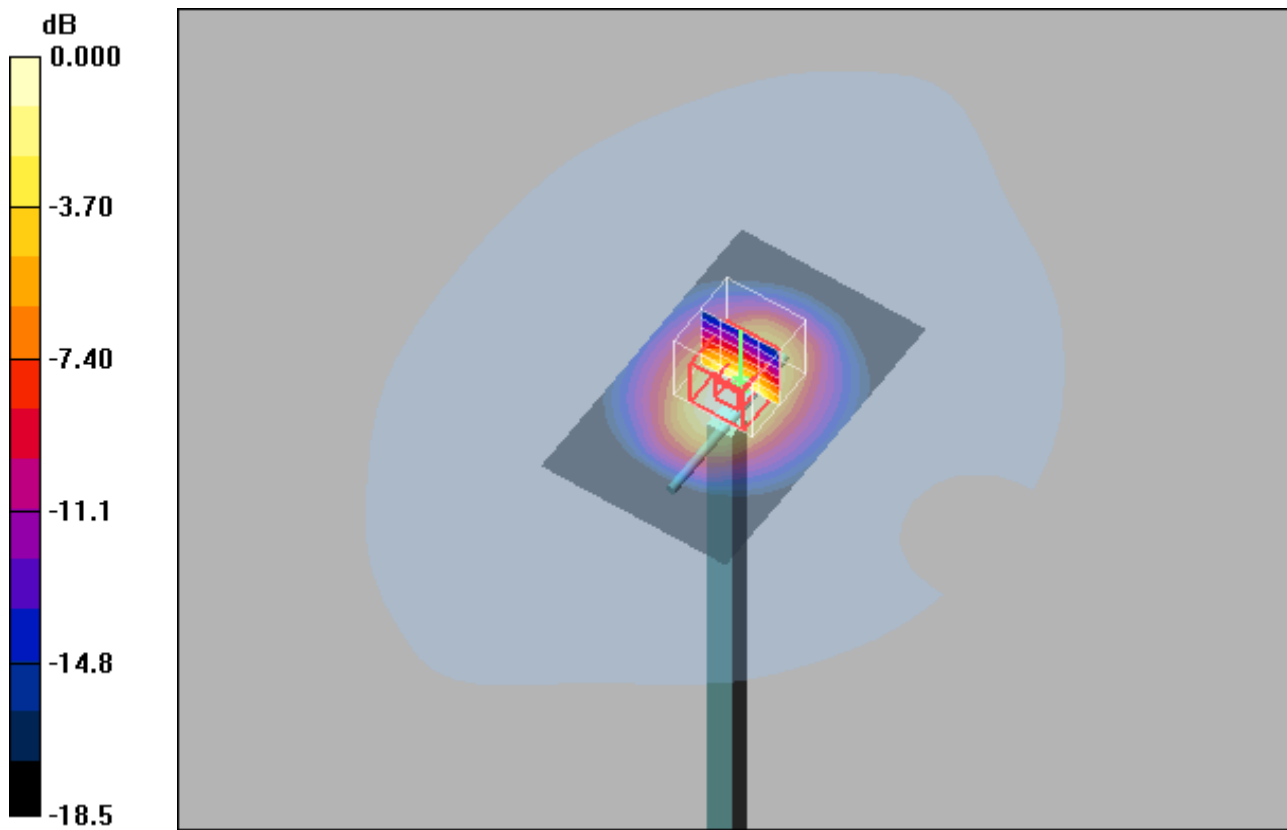
Medium: H1900 Medium parameters used:  $f = 1900$  MHz;  $\sigma = 1.44$  mho/m;  $\epsilon_r = 39.3$ ;  $\rho = 1000$  kg/m<sup>3</sup>

#### DASY4 Configuration:

- Probe: ES3DV3 - SN3090; ConvF(5.08, 5.08, 5.08); Calibrated: 2022/4/6
- Sensor-Surface: 3mm (Mechanical Surface Detection)
- Electronics: DAE4 Sn662; Calibrated: 2022/3/24
- Phantom: SAM 1; Type: QD 000 P40 CB; Serial: TP/1378
- Postprocessing SW: SEMCAD, V1.8 Build 186

**System check/Area Scan (51x81x1):** Measurement grid: dx=15mm, dy=15mm  
Maximum value of SAR (interpolated) = 0.520 mW/g

**System check/Zoom Scan (5x5x7)/Cube 0:** Measurement grid: dx=8mm, dy=8mm, dz=5mm  
Reference Value = 18.9 V/m; Power Drift = -0.075 dB  
Peak SAR (extrapolated) = 0.718 W/kg  
**SAR(1 g) = 0.394 mW/g; SAR(10 g) = 0.210 mW/g**  
Maximum value of SAR (measured) = 0.490 mW/g



0 dB = 0.490mW/g

## System Check\_H1900\_10dBm

### DUT: Dipole 1900 MHz

Communication System: CW; Frequency: 1900 MHz; Duty Cycle: 1:1

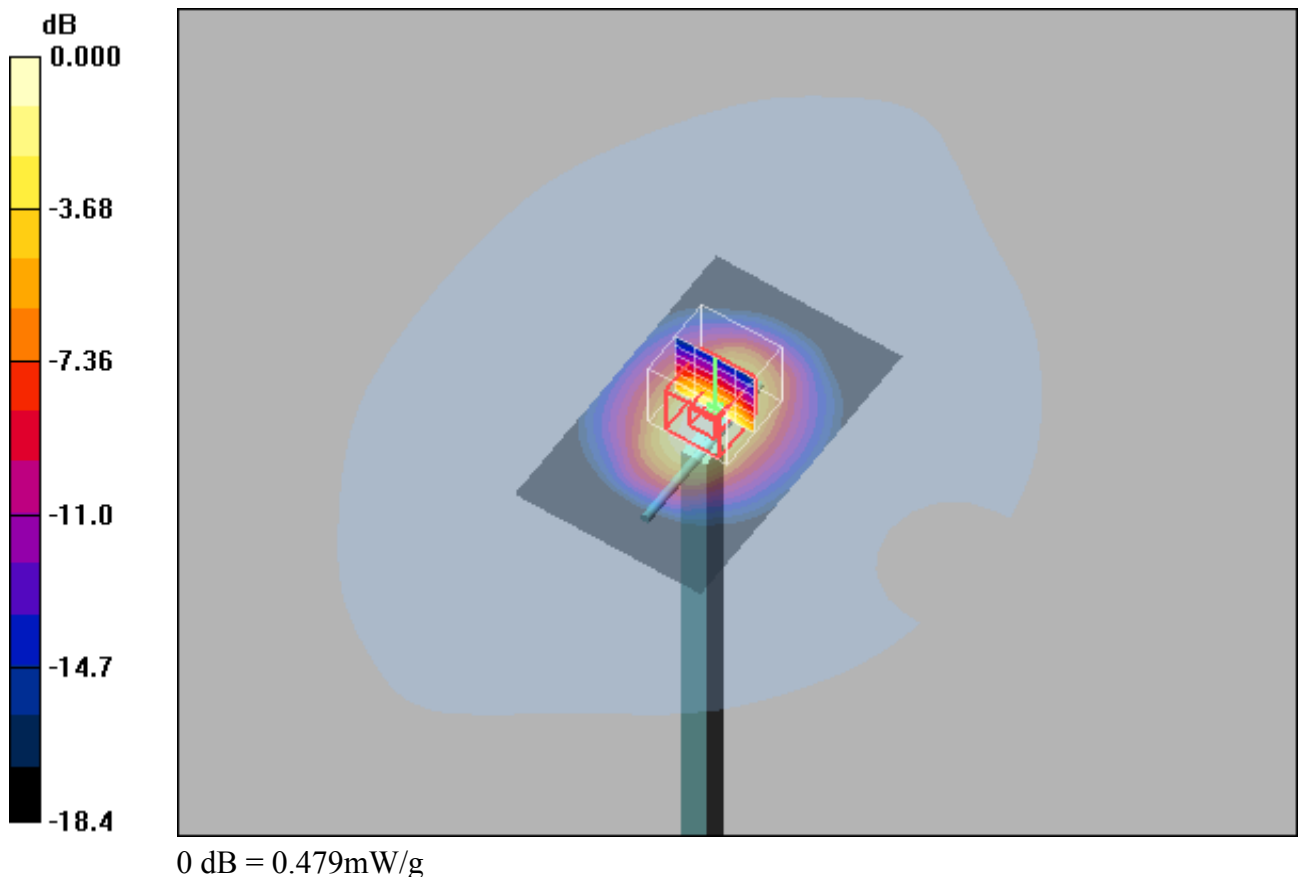
Medium: H1900 Medium parameters used:  $f = 1900$  MHz;  $\sigma = 1.44$  mho/m;  $\epsilon_r = 39.3$ ;  $\rho = 1000$  kg/m<sup>3</sup>

DASY4 Configuration:

- Probe: ES3DV3 - SN3090; ConvF(5.08, 5.08, 5.08); Calibrated: 2022/4/6
- Sensor-Surface: 3mm (Mechanical Surface Detection)
- Electronics: DAE4 Sn662; Calibrated: 2022/3/24
- Phantom: SAM 1; Type: QD 000 P40 CB; Serial: TP/1378
- Postprocessing SW: SEMCAD, V1.8 Build 186

**System check/Area Scan (51x81x1):** Measurement grid: dx=15mm, dy=15mm  
 Maximum value of SAR (interpolated) = 0.504 mW/g

**System check/Zoom Scan (5x5x7)/Cube 0:** Measurement grid: dx=8mm, dy=8mm, dz=5mm  
 Reference Value = 18.7 V/m; Power Drift = -0.052 dB  
 Peak SAR (extrapolated) = 0.700 W/kg  
**SAR(1 g) = 0.385 mW/g; SAR(10 g) = 0.205 mW/g**  
 Maximum value of SAR (measured) = 0.479 mW/g



## System Check\_H2450\_10dBm

### DUT: Dipole 2450 MHz

Communication System: CW; Frequency: 2450 MHz; Duty Cycle: 1:1

Medium: H2450 Medium parameters used:  $f = 2450$  MHz;  $\sigma = 1.81$  mho/m;  $\epsilon_r = 37.8$ ;  $\rho = 1000$  kg/m<sup>3</sup>

#### DASY4 Configuration:

- Probe: ES3DV3 - SN3090; ConvF(4.57, 4.57, 4.57); Calibrated: 2022/4/6
- Sensor-Surface: 3mm (Mechanical Surface Detection)
- Electronics: DAE4 Sn662; Calibrated: 2022/3/24
- Phantom: SAM 1; Type: QD 000 P40 CB; Serial: TP/1378
- Postprocessing SW: SEMCAD, V1.8 Build 186

**System check/Area Scan (51x71x1):** Measurement grid: dx=12mm, dy=12mm

Maximum value of SAR (interpolated) = 0.696 mW/g

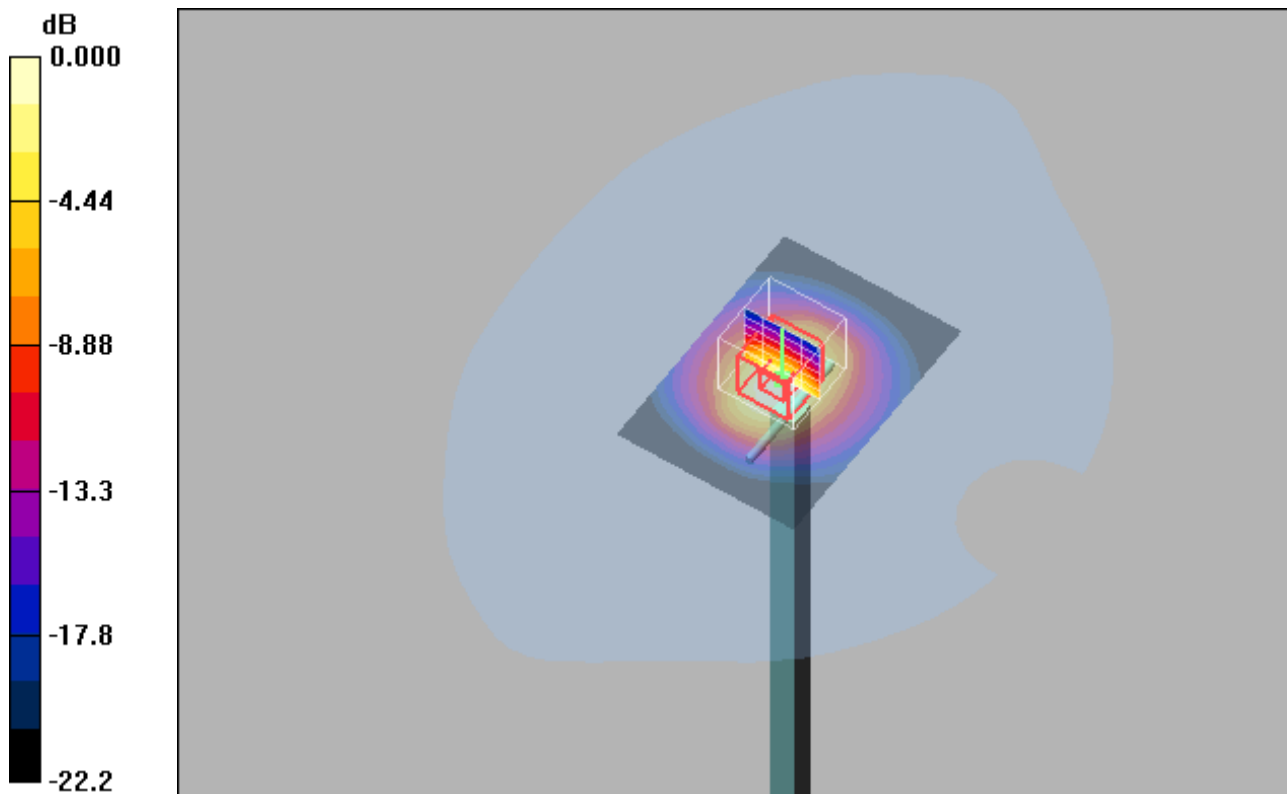
**System check/Zoom Scan (5x5x7)/Cube 0:** Measurement grid: dx=5mm, dy=5mm, dz=5mm

Reference Value = 17.8 V/m; Power Drift = 0.087 dB

Peak SAR (extrapolated) = 0.972 W/kg

**SAR(1 g) = 0.498 mW/g; SAR(10 g) = 0.238 mW/g**

Maximum value of SAR (measured) = 0.626 mW/g



0 dB = 0.626mW/g

## System Check\_H2600\_10dBm

### DUT: Dipole 2600 MHz

Communication System: CW; Frequency: 2600 MHz; Duty Cycle: 1:1

Medium: H2600 Medium parameters used:  $f = 2600$  MHz;  $\sigma = 1.99$  mho/m;  $\epsilon_r = 37.2$ ;  $\rho = 1000$  kg/m<sup>3</sup>

#### DASY4 Configuration:

- Probe: ES3DV3 - SN3090; ConvF(4.45, 4.45, 4.45); Calibrated: 2022/4/6
- Sensor-Surface: 3mm (Mechanical Surface Detection)
- Electronics: DAE4 Sn662; Calibrated: 2022/3/24
- Phantom: SAM 1; Type: QD 000 P40 CB; Serial: TP/1378
- Postprocessing SW: SEMCAD, V1.8 Build 186

**System check/Area Scan (51x71x1):** Measurement grid: dx=12mm, dy=12mm

Maximum value of SAR (interpolated) = 0.766 mW/g


**System check/Zoom Scan (5x5x7)/Cube 0:** Measurement grid: dx=5mm, dy=5mm, dz=5mm

Reference Value = 19.2 V/m; Power Drift = 0.021 dB

Peak SAR (extrapolated) = 1.24 W/kg

**SAR(1 g) = 0.522 mW/g; SAR(10 g) = 0.246 mW/g**

Maximum value of SAR (measured) = 0.674 mW/g



0 dB = 0.674mW/g

## System Check\_H5250\_10dBm

### DUT: Dipole 5G Hz

Communication System: CW; Frequency: 5250 MHz; Duty Cycle: 1:1

Medium: H5250 Medium parameters used:  $f = 5250$  MHz;  $\sigma = 4.83$  mho/m;  $\epsilon_r = 36.1$ ;  $\rho = 1000$  kg/m<sup>3</sup>

DASY4 Configuration:

- Probe: EX3DV4 - SN3818; ConvF(5.55, 5.55, 5.55); Calibrated: 2022/8/6
- Sensor-Surface: 3mm (Mechanical Surface Detection)
- Electronics: DAE4 Sn662; Calibrated: 2022/3/24
- Phantom: SAM 1; Type: QD 000 P40 CB; Serial: TP/1378
- Postprocessing SW: SEMCAD, V1.8 Build 186

**System check/Area Scan (51x71x1):** Measurement grid: dx=10mm, dy=10mm

Maximum value of SAR (interpolated) = 0.928 mW/g


**System check/Zoom Scan (5x5x7)/Cube 0:** Measurement grid: dx=4mm, dy=4mm, dz=2mm

Reference Value = 15.3 V/m; Power Drift = -0.182 dB

Peak SAR (extrapolated) = 4.25 W/kg

**SAR(1 g) = 0.766 mW/g; SAR(10 g) = 0.248 mW/g**

Maximum value of SAR (measured) = 0.968 mW/g



0 dB = 0.968mW/g



## System Check\_H5600\_10dBm

### DUT: Dipole 5G Hz

Communication System: CW; Frequency: 5600 MHz; Duty Cycle: 1:1

Medium: H5600 Medium parameters used:  $f = 5600$  MHz;  $\sigma = 5.17$  mho/m;  $\epsilon_r = 35$ ;  $\rho = 1000$  kg/m<sup>3</sup>

DASY4 Configuration:

- Probe: EX3DV4 - SN3818; ConvF(4.82, 4.82, 4.82); Calibrated: 2022/8/6
- Sensor-Surface: 3mm (Mechanical Surface Detection)
- Electronics: DAE4 Sn662; Calibrated: 2022/3/24
- Phantom: SAM 1; Type: QD 000 P40 CB; Serial: TP/1378
- Postprocessing SW: SEMCAD, V1.8 Build 186

**System check/Area Scan (51x71x1):** Measurement grid: dx=10mm, dy=10mm

Maximum value of SAR (interpolated) = 0.944 mW/g

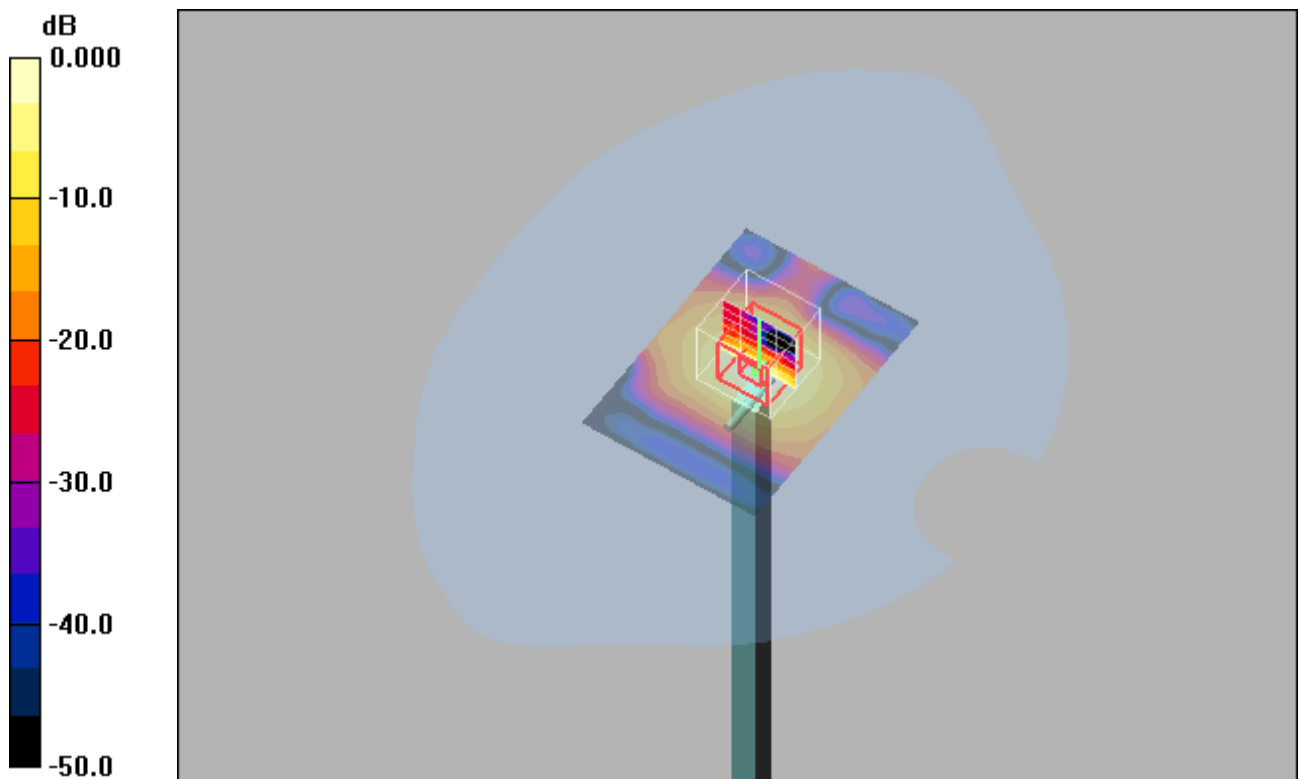
**System check/Zoom Scan (5x5x7)/Cube 0:** Measurement grid: dx=4mm, dy=4mm, dz=2mm

Reference Value = 14.3 V/m; Power Drift = -0.133 dB

Peak SAR (extrapolated) = 5.06 W/kg

**SAR(1 g) = 0.798 mW/g; SAR(10 g) = 0.256 mW/g**

Maximum value of SAR (measured) = 0.974 mW/g



0 dB = 0.974mW/g

## System Check\_H5800\_10dBm

### DUT: Dipole 5G Hz


Communication System: CW-New; Frequency: 5800 MHz; Duty Cycle: 1:1  
Medium: H5800 Medium parameters used:  $f = 5800$  MHz;  $\sigma = 5.38$  mho/m;  $\epsilon_r = 34.8$ ;  $\rho = 1000$  kg/m<sup>3</sup>

#### DASY4 Configuration:

- Probe: EX3DV4 - SN3818; ConvF(4.92, 4.92, 4.92); Calibrated: 2022/8/6
- Sensor-Surface: 3mm (Mechanical Surface Detection)
- Electronics: DAE4 Sn662; Calibrated: 2022/3/24
- Phantom: SAM 1; Type: QD 000 P40 CB; Serial: TP/1378
- Postprocessing SW: SEMCAD, V1.8 Build 186

**System check/Area Scan (51x71x1):** Measurement grid: dx=10mm, dy=10mm  
Maximum value of SAR (interpolated) = 0.898 mW/g

**System check/Zoom Scan (5x5x7)/Cube 0:** Measurement grid: dx=4mm, dy=4mm, dz=2mm  
Reference Value = 13.5 V/m; Power Drift = -0.066 dB  
Peak SAR (extrapolated) = 5.29 W/kg  
**SAR(1 g) = 0.788 mW/g; SAR(10 g) = 0.244 mW/g**  
Maximum value of SAR (measured) = 0.922 mW/g



0 dB = 0.922mW/g