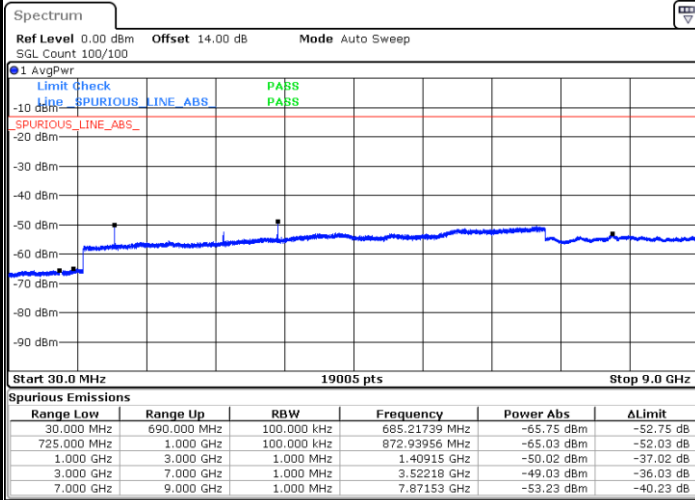




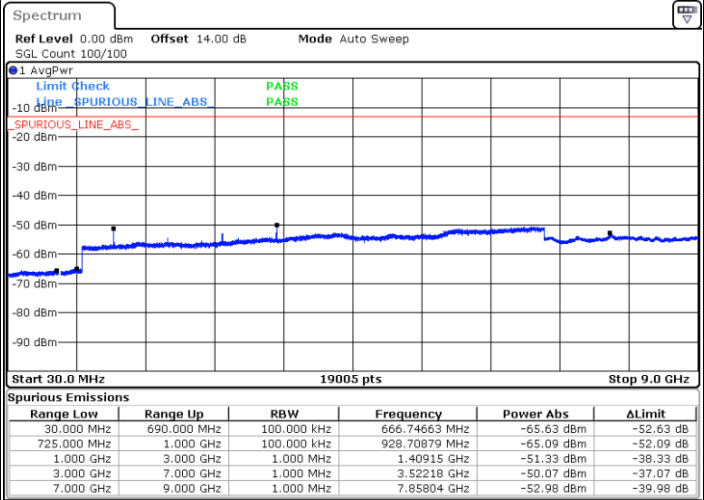
LTE Band 17 / 5MHz

Lowest Channel / QPSK

Lowest Channel / 16QAM



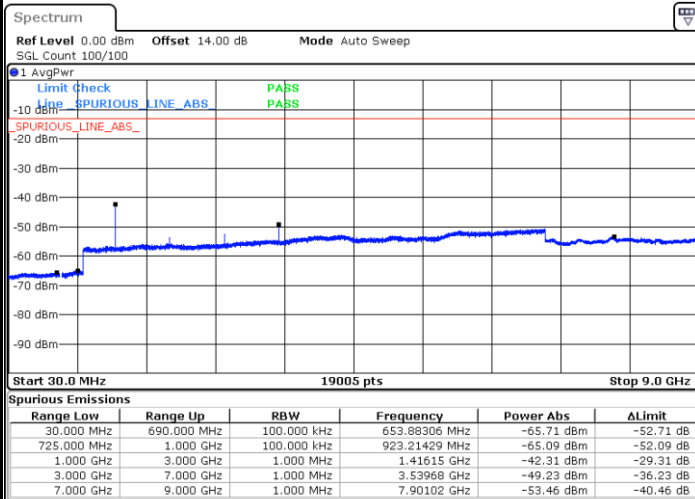
Date: 13.SEP.2018 13:13:05



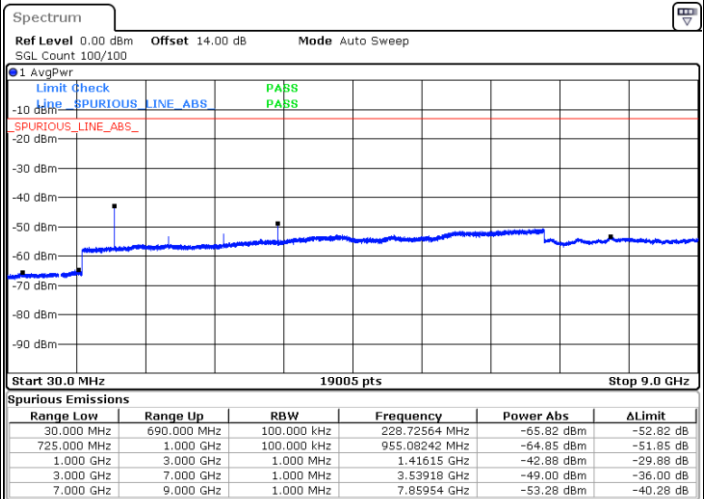
Date: 13.SEP.2018 13:13:59

Middle Channel / QPSK

Middle Channel / 16QAM



Date: 13.SEP.2018 13:15:31



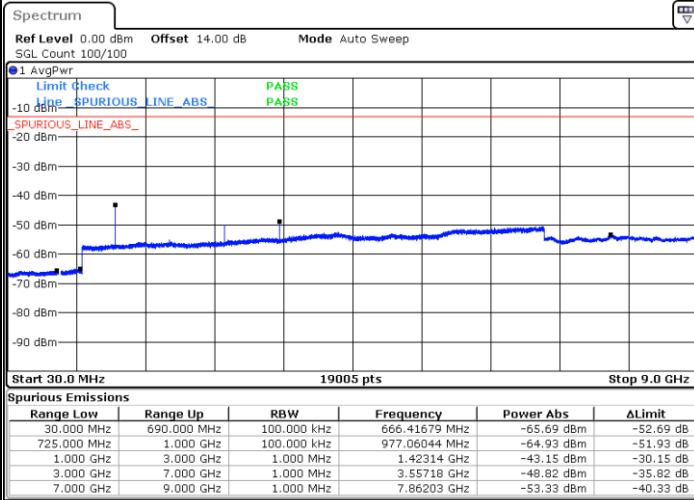
Date: 13.SEP.2018 13:16:24



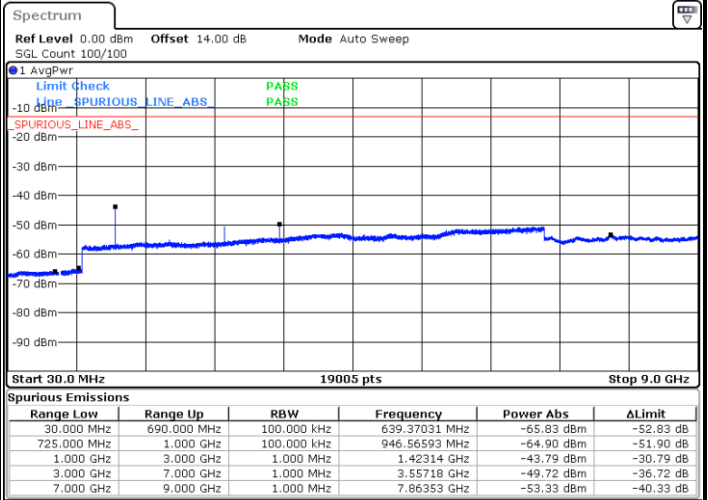
LTE Band 17 / 5MHz

Highest Channel / QPSK

Highest Channel / 16QAM



Date: 13.SEP.2018 13:22:28

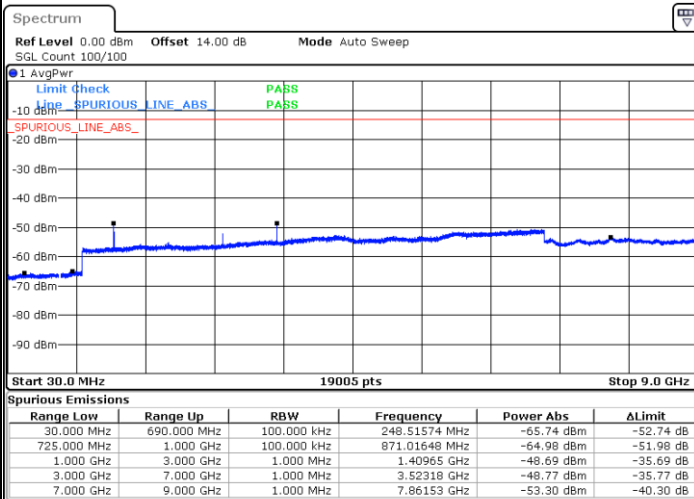


Date: 13.SEP.2018 13:23:21

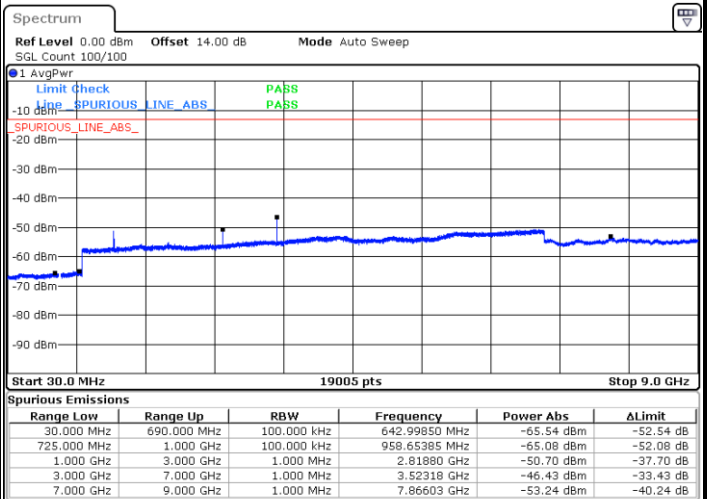
LTE Band 17 / 10MHz

Lowest Channel / QPSK

Lowest Channel / 16QAM



Date: 13.SEP.2018 13:29:25



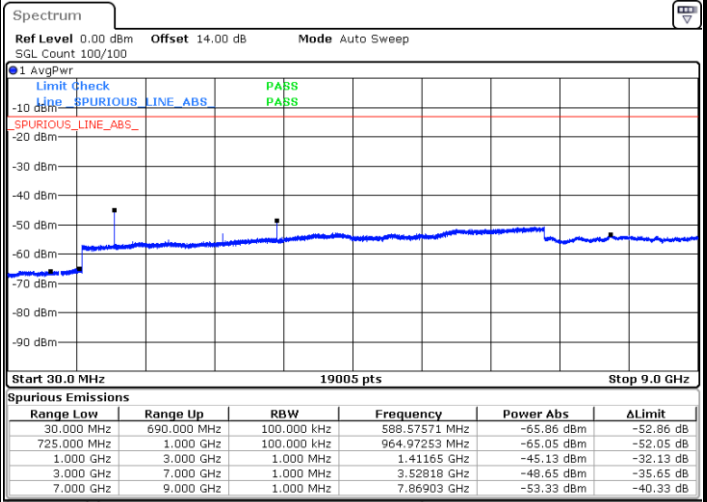
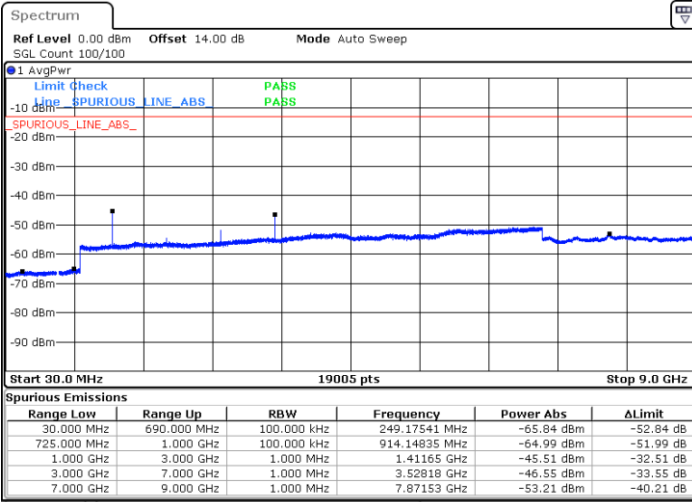
Date: 13.SEP.2018 13:30:19



LTE Band 17 / 10MHz

Middle Channel / QPSK

Middle Channel / 16QAM

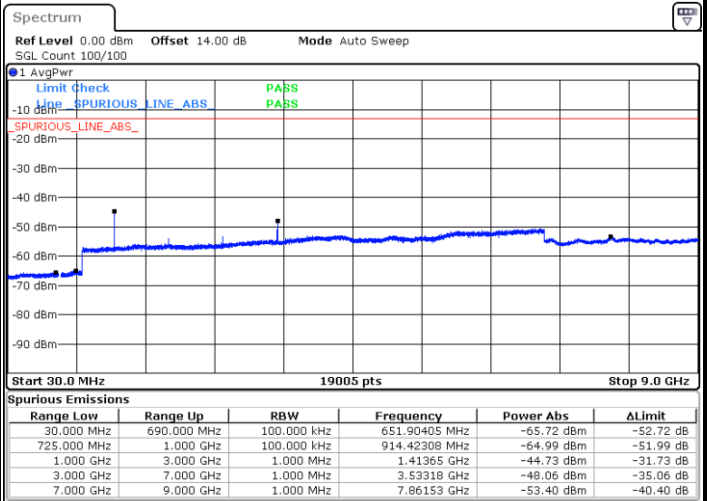
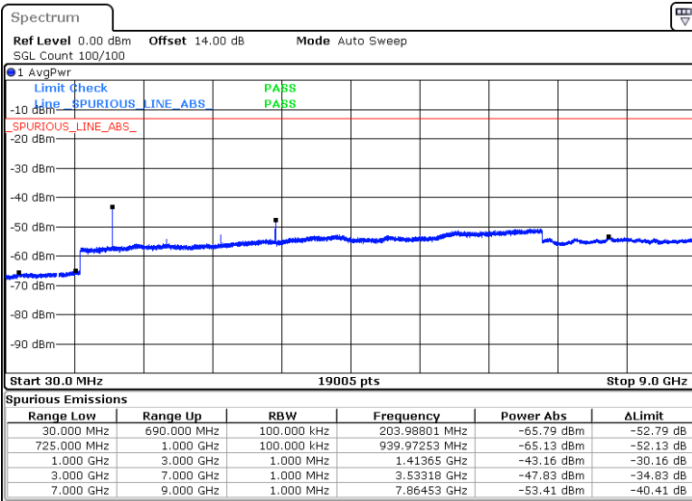


Date: 13.SEP.2018 13:47:43

Date: 13.SEP.2018 13:48:37

Highest Channel / QPSK

Highest Channel / 16QAM



Date: 13.SEP.2018 13:54:41

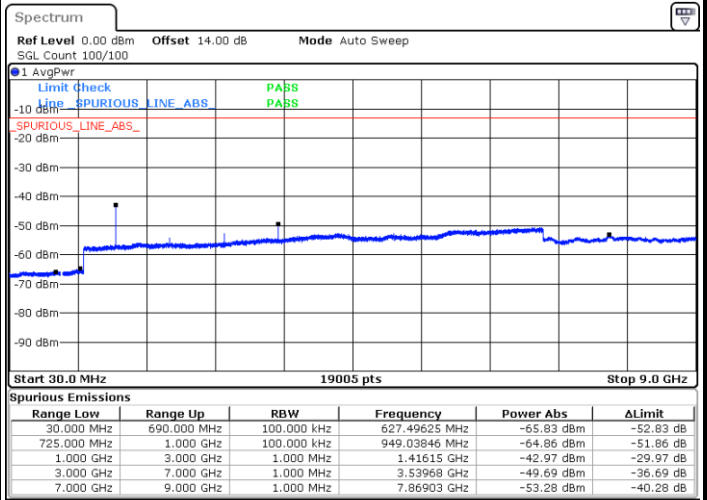
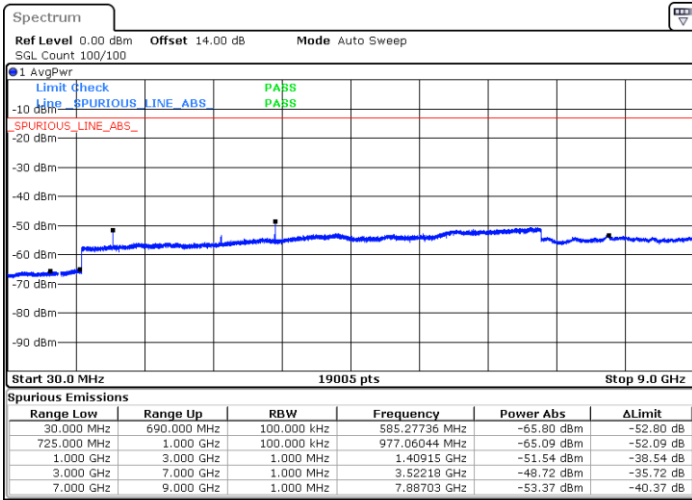
Date: 13.SEP.2018 13:55:34



LTE Band 17 / 5MHz

Lowest Channel / 64QAM

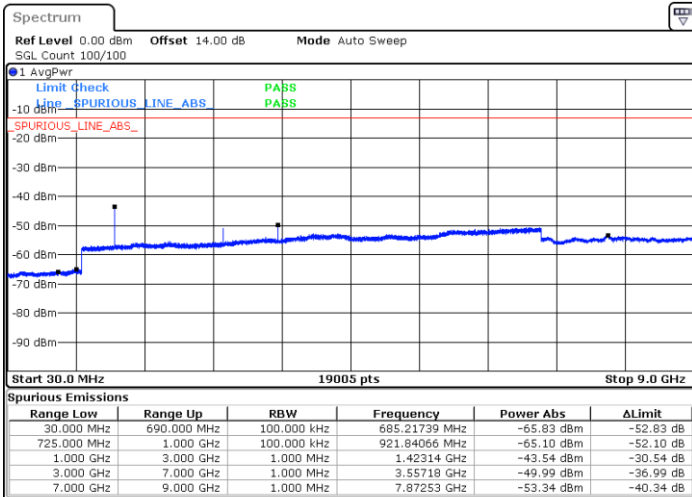
Middle Channel / 64QAM



Date: 13.SEP.2018 15:39:51

Date: 13.SEP.2018 15:41:03

Highest Channel / 64QAM



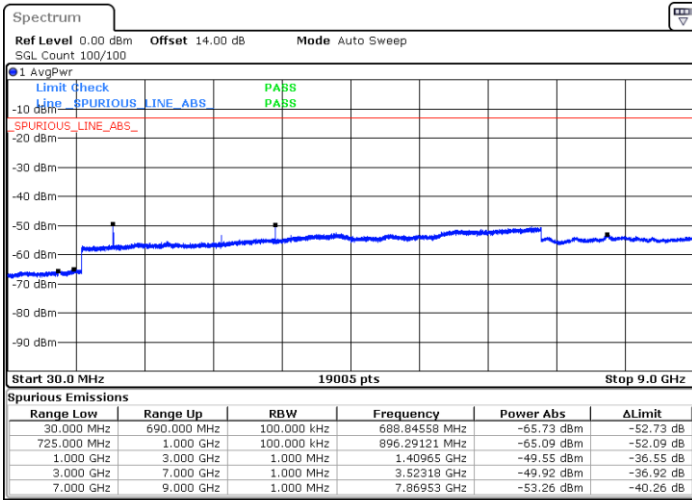
Date: 13.SEP.2018 15:44:32



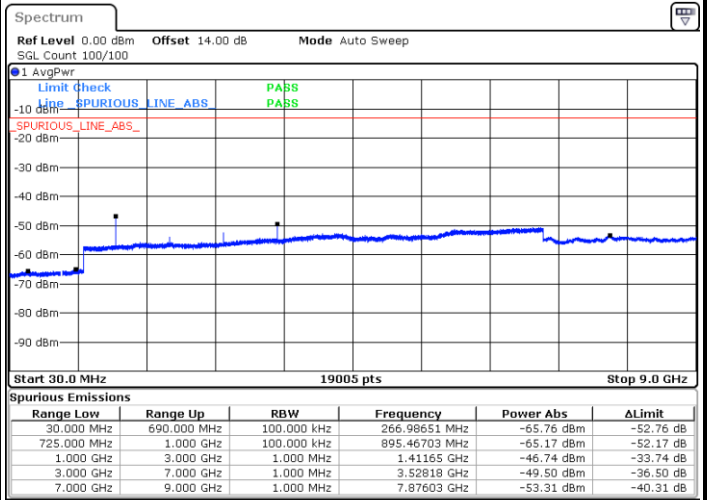
LTE Band 17 / 10MHz

Lowest Channel / 64QAM

Middle Channel / 64QAM

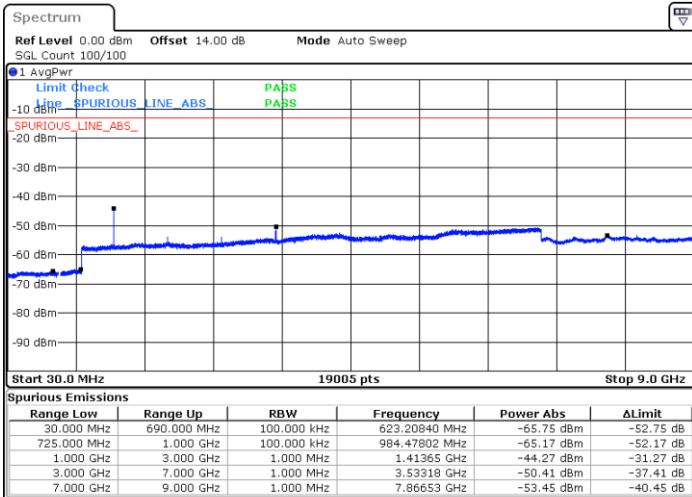


Date: 13.SEP.2018 15:48:01



Date: 13.SEP.2018 15:49:14

Highest Channel / 64QAM



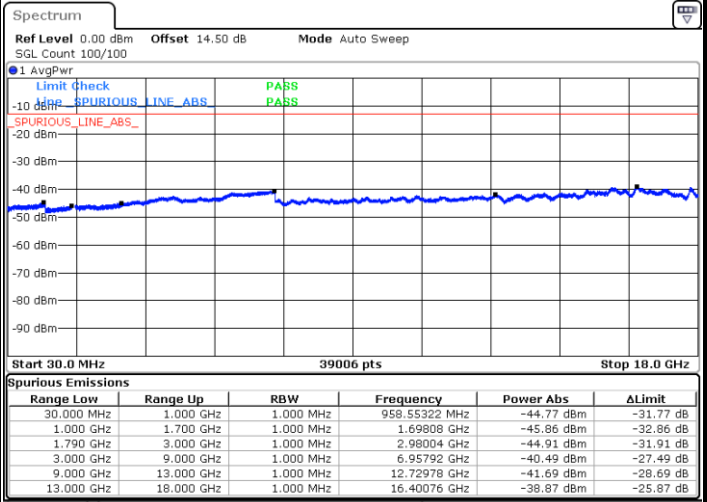
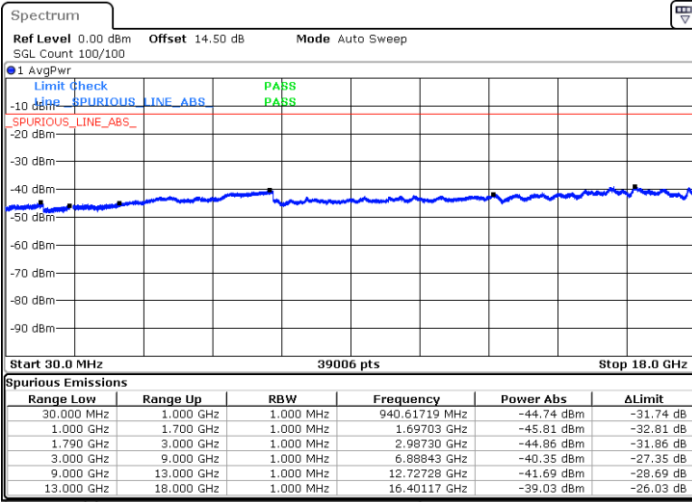
Date: 13.SEP.2018 15:52:42



LTE Band 66 / 1.4MHz

Lowest Channel / QPSK

Lowest Channel / 16QAM

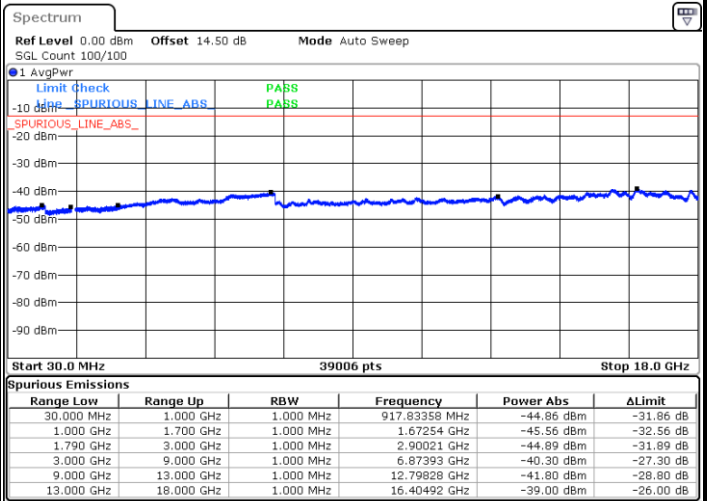
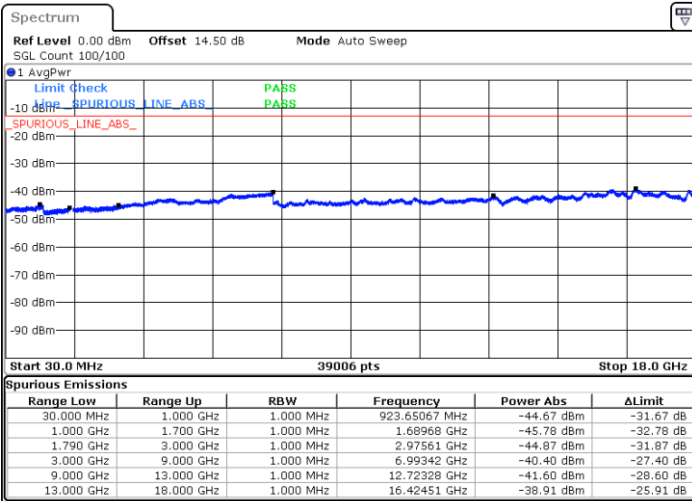


Date: 22 SEP.2018 14:40:54

Date: 22 SEP.2018 14:41:43

Middle Channel / QPSK

Middle Channel / 16QAM



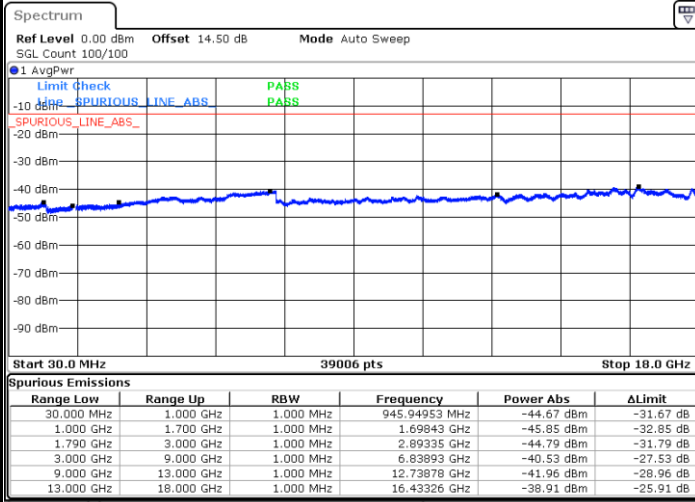
Date: 22 SEP.2018 14:38:04

Date: 22 SEP.2018 14:35:57



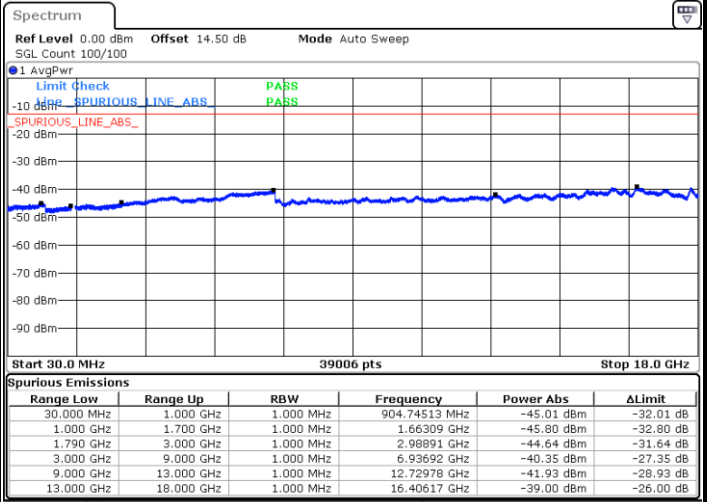
LTE Band 66 / 1.4MHz

Highest Channel / QPSK



Date: 22 SEP 2018 13:54:36

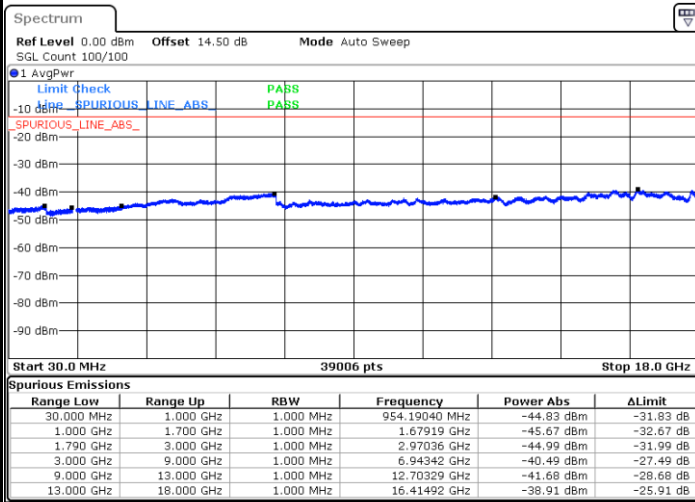
Highest Channel / 16QAM



Date: 22 SEP 2018 13:58:23

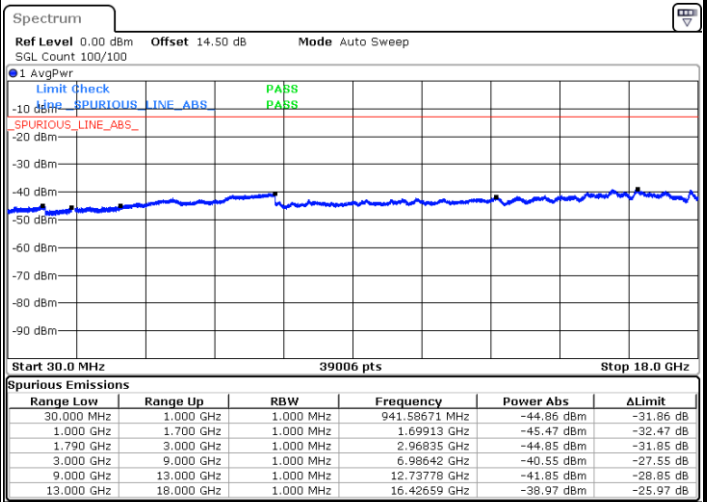
LTE Band 66 / 3MHz

Lowest Channel / QPSK



Date: 22 SEP 2018 14:48:34

Lowest Channel / 16QAM

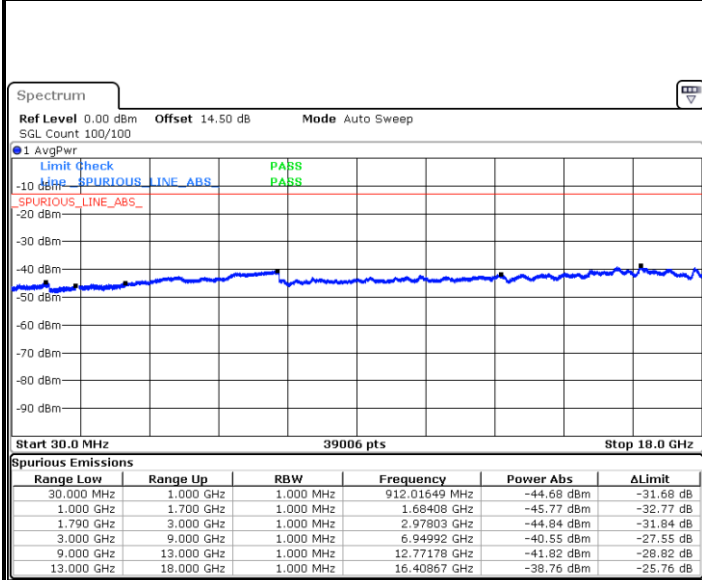


Date: 22 SEP 2018 14:47:41



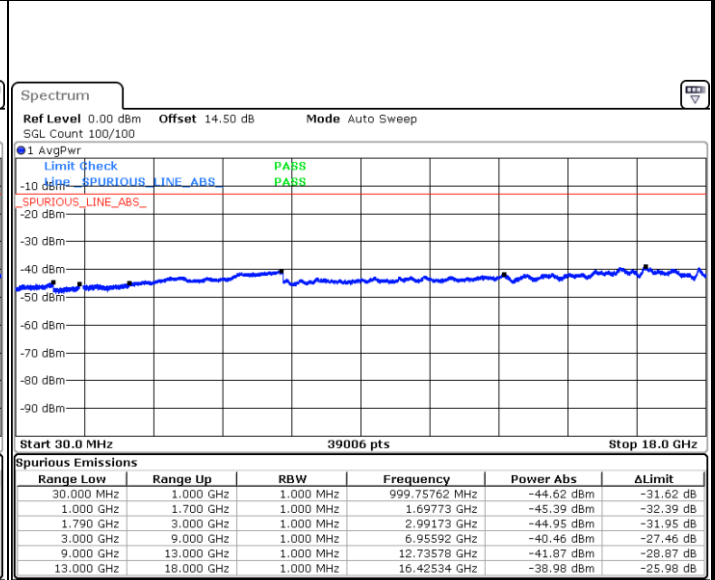
LTE Band 66 / 3MHz

Middle Channel / QPSK



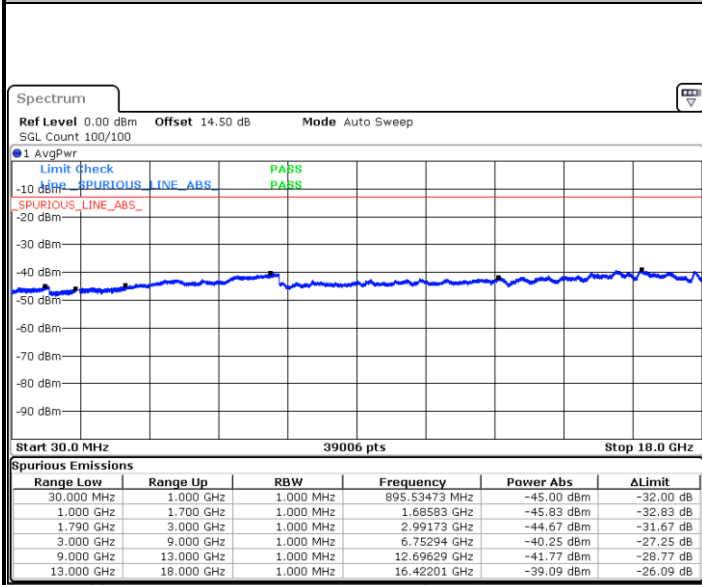
Date: 22 SEP.2018 14:55:55

Middle Channel / 16QAM



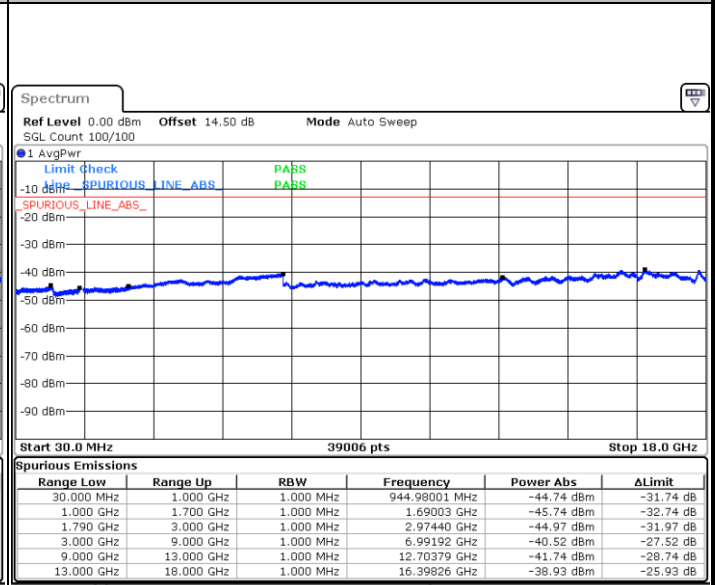
Date: 22 SEP.2018 14:57:10

Highest Channel / QPSK



Date: 22 SEP.2018 15:16:44

Highest Channel / 16QAM



Date: 22 SEP.2018 15:10:17

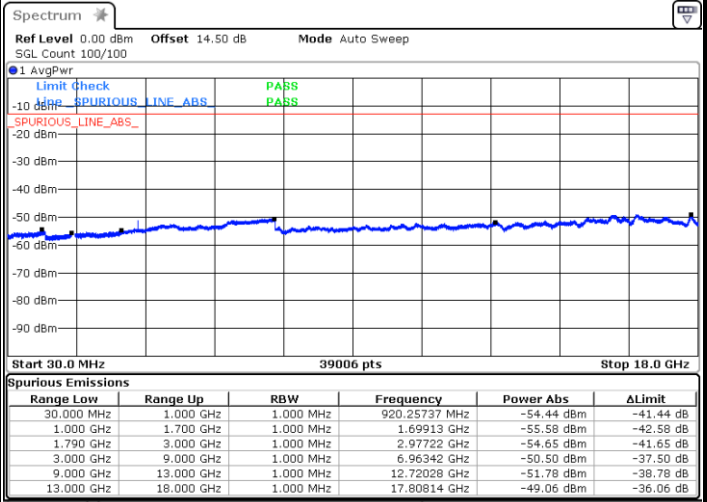
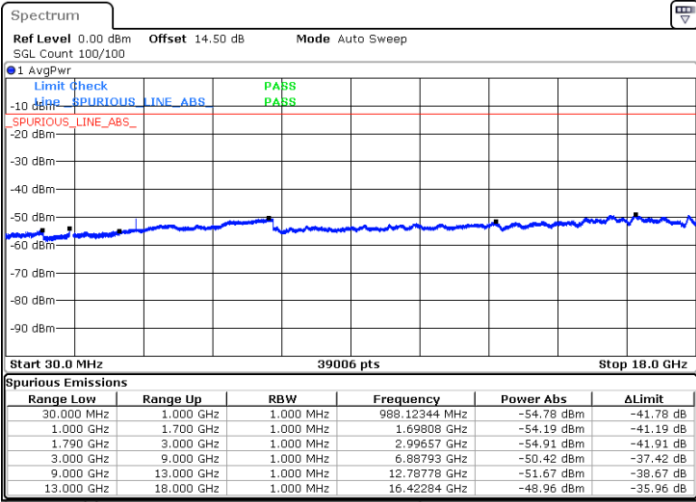




LTE Band 66 / 5MHz

Lowest Channel / QPSK

Lowest Channel / 16QAM

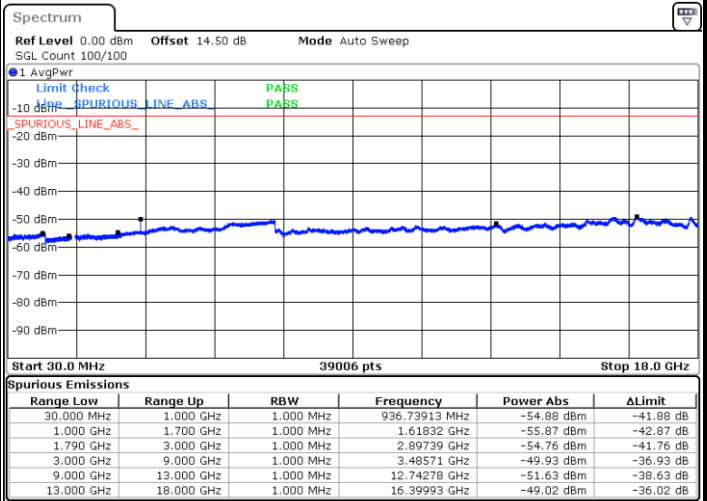
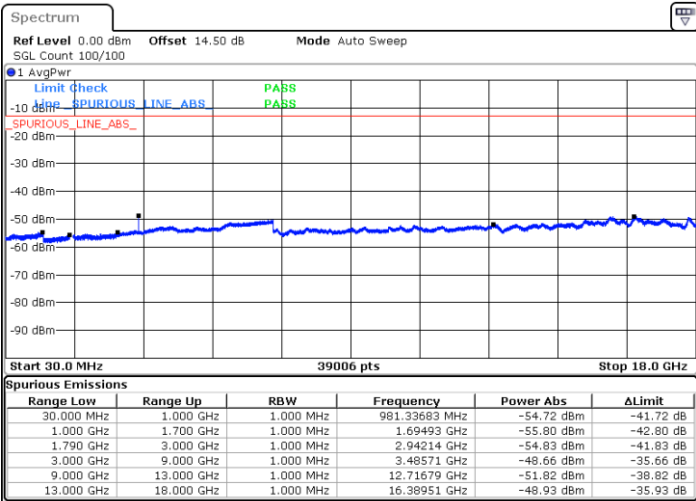


Date: 22 SEP.2018 16:18:25

Date: 22 SEP.2018 16:19:14

Middle Channel / QPSK

Middle Channel / 16QAM



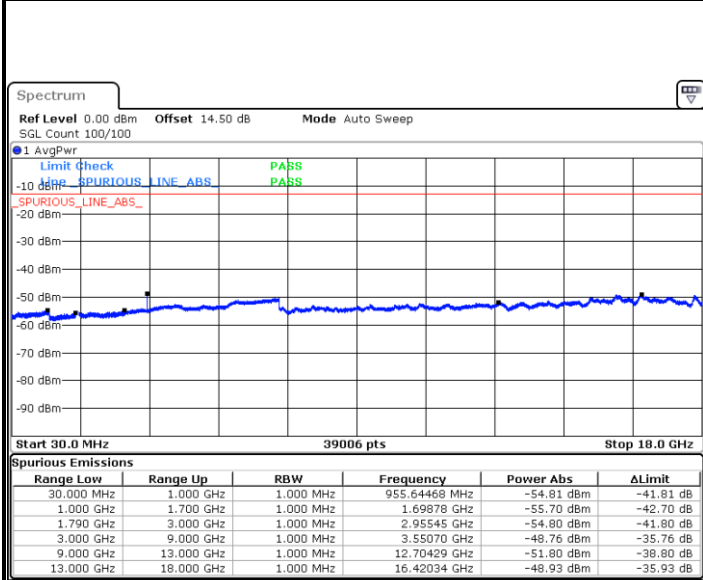
Date: 22 SEP.2018 16:11:17

Date: 22 SEP.2018 16:10:15



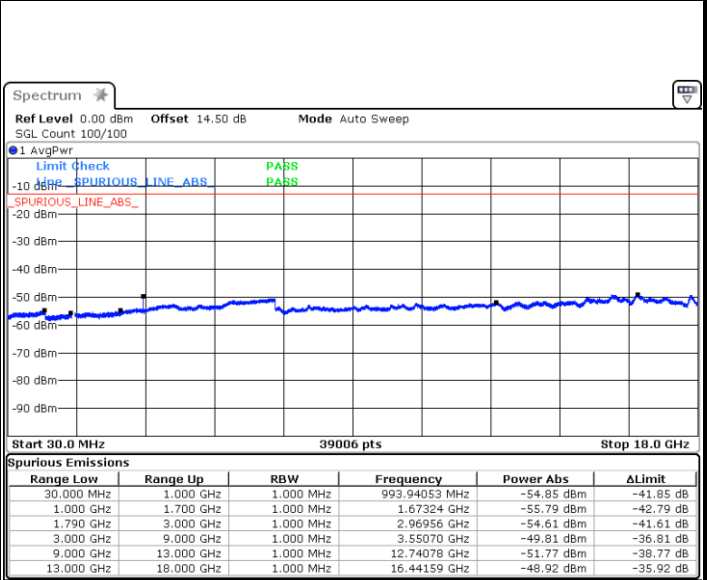
LTE Band 66 / 5MHz

Highest Channel / QPSK



Date: 22 SEP 2018 16:16:04

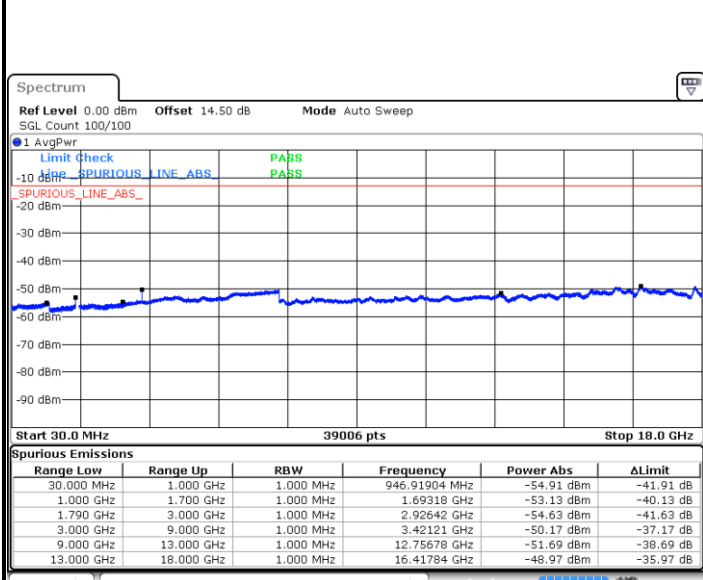
Highest Channel / 16QAM



Date: 22 SEP 2018 16:03:47

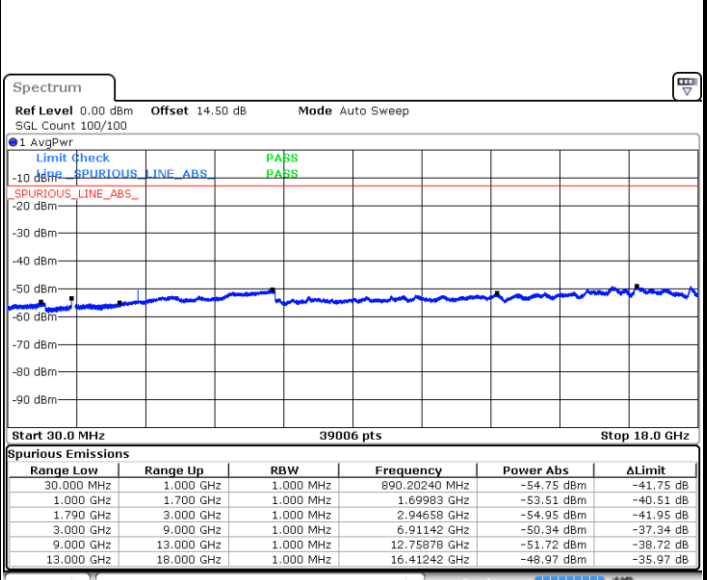
LTE Band 66 / 10MHz

Lowest Channel / QPSK



Date: 22 SEP 2018 17:16:04

Lowest Channel / 16QAM



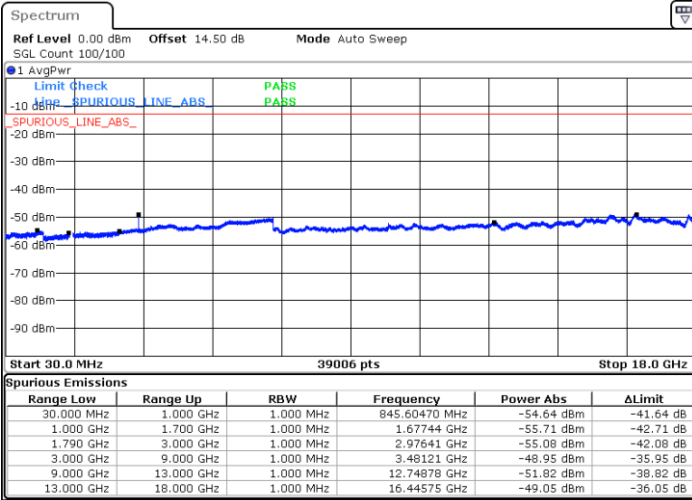
Date: 22 SEP 2018 17:14:52



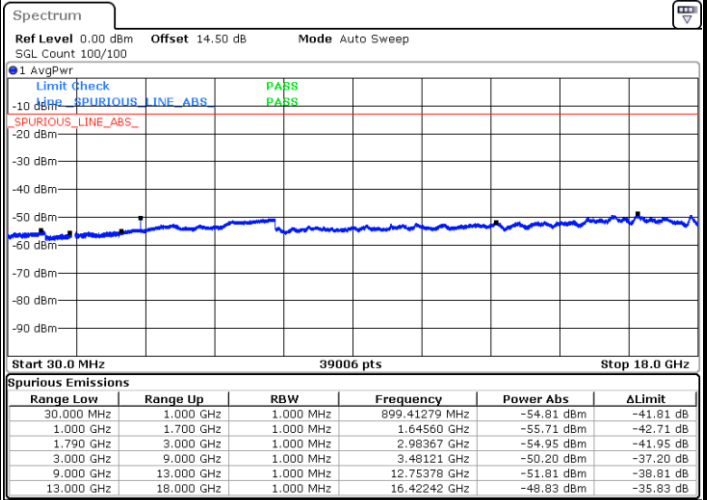
LTE Band 66 / 10MHz

Middle Channel / QPSK

Middle Channel / 16QAM



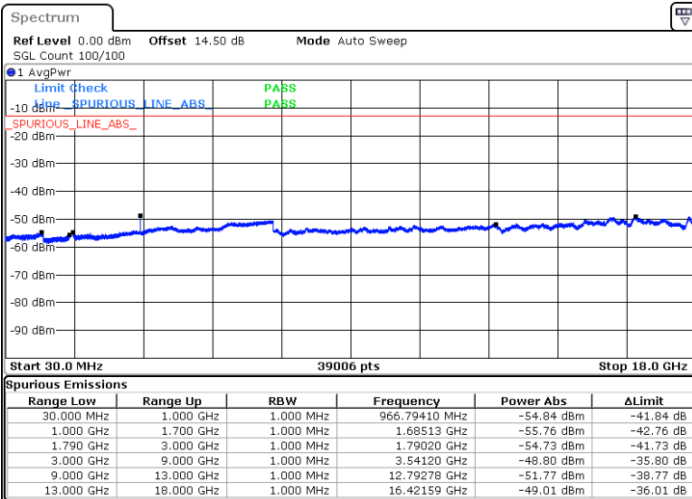
Date: 22 SEP. 2018 17:17:16



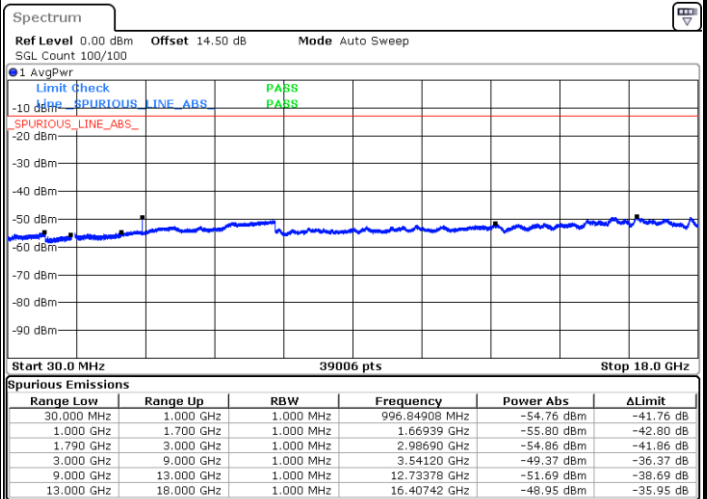
Date: 22 SEP. 2018 17:18:06

Highest Channel / QPSK

Highest Channel / 16QAM



Date: 22 SEP. 2018 17:23:11

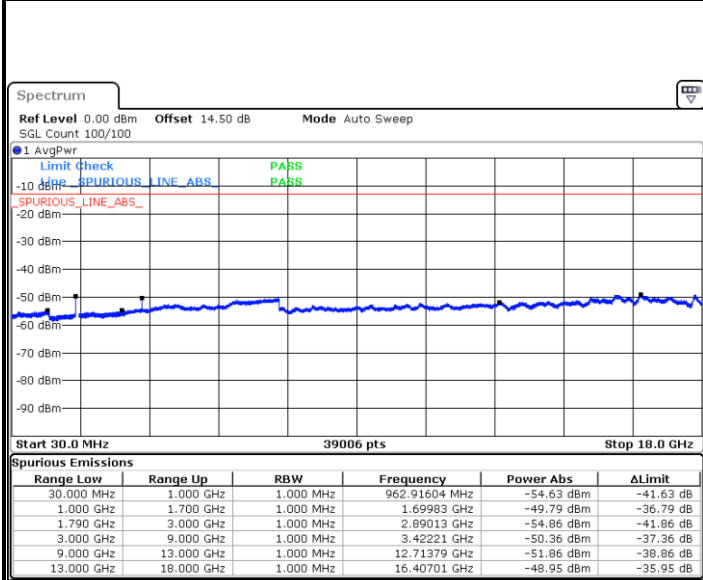


Date: 22 SEP. 2018 17:21:14



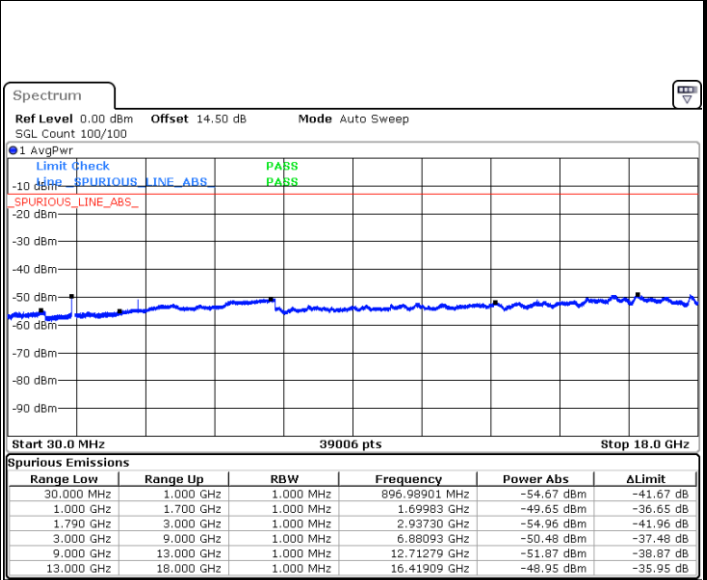
LTE Band 66 / 15MHz

Lowest Channel / QPSK



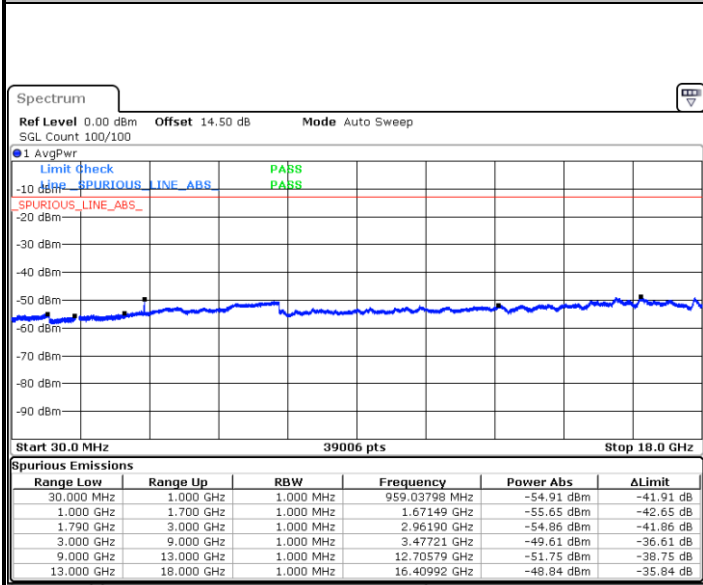
Date: 22 SEP.2018 19:17:20

Lowest Channel / 16QAM



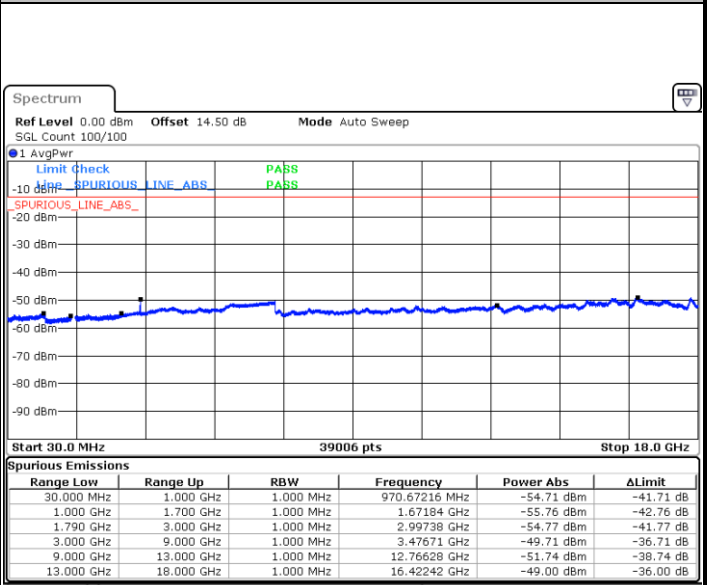
Date: 22 SEP.2018 19:09:36

Middle Channel / QPSK



Date: 22 SEP.2018 18:50:52

Middle Channel / 16QAM

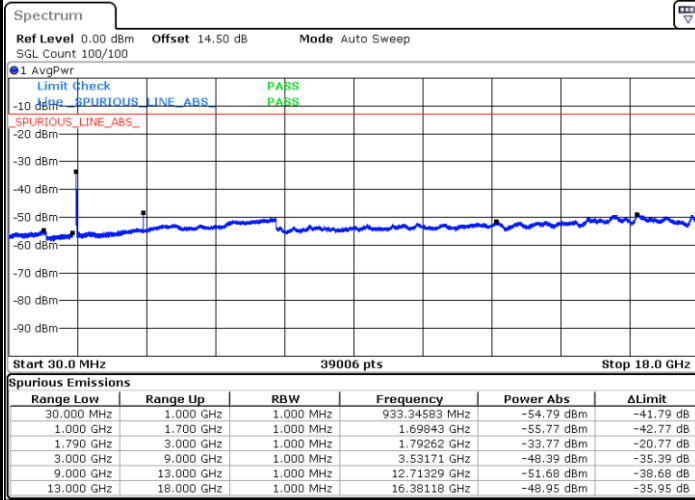


Date: 22 SEP.2018 18:53:52



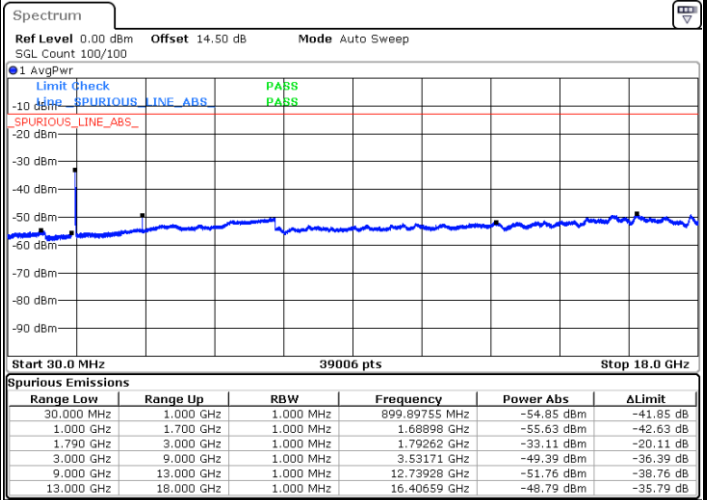
LTE Band 66 / 15MHz

Highest Channel / QPSK



Date: 22 SEP 2018 18:43:51

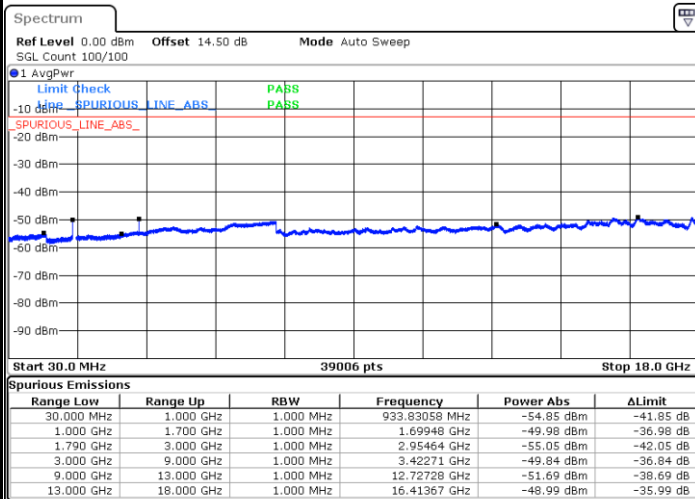
Highest Channel / 16QAM



Date: 22 SEP 2018 18:42:13

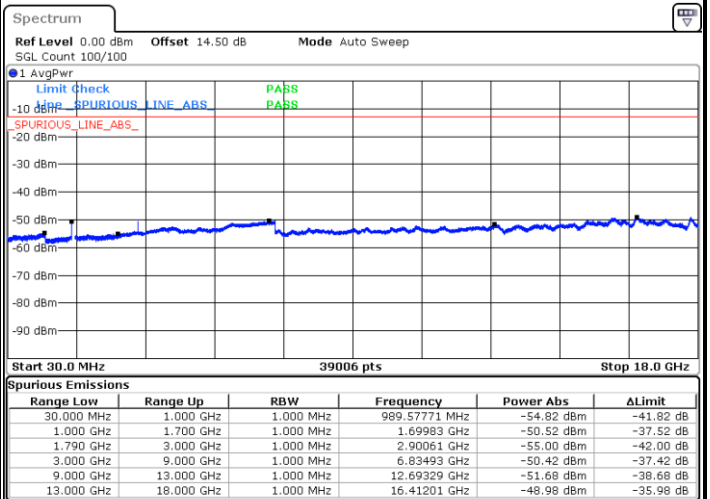
LTE Band 66 / 20MHz

Lowest Channel / QPSK



Date: 22 SEP 2018 19:19:29

Lowest Channel / 16QAM



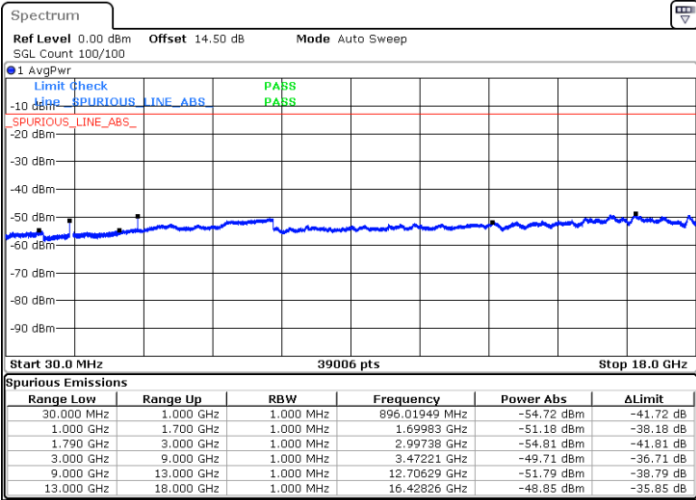
Date: 22 SEP 2018 19:20:18



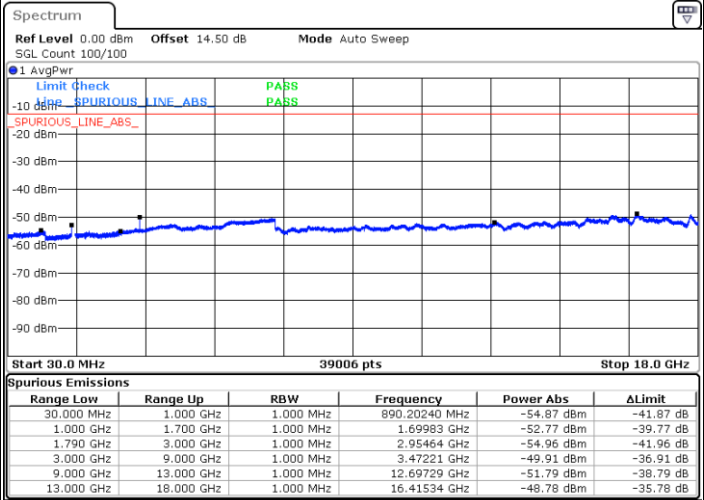
LTE Band 66 / 20MHz

Middle Channel / QPSK

Middle Channel / 16QAM



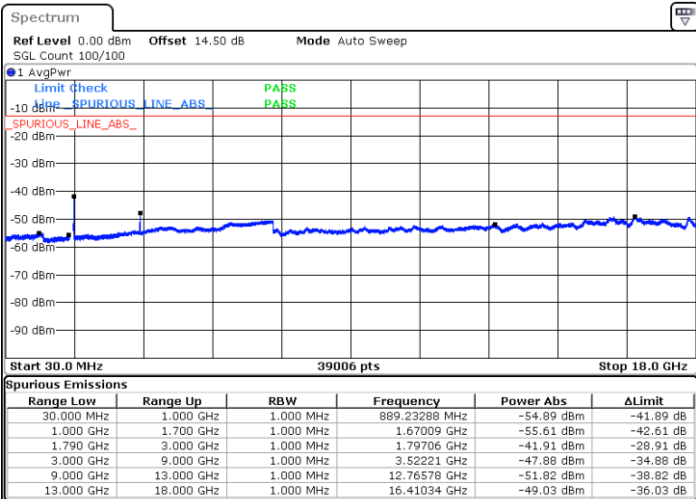
Date: 22 SEP. 2018 19:29:17



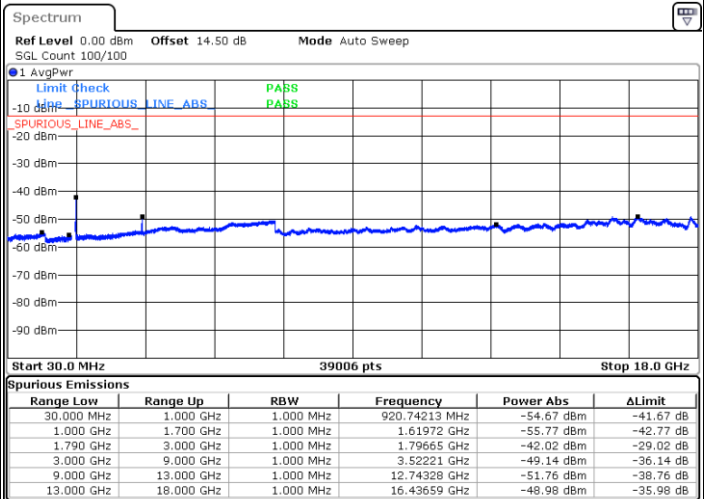
Date: 22 SEP. 2018 19:28:17

Highest Channel / QPSK

Highest Channel / 16QAM



Date: 22 SEP. 2018 19:30:28



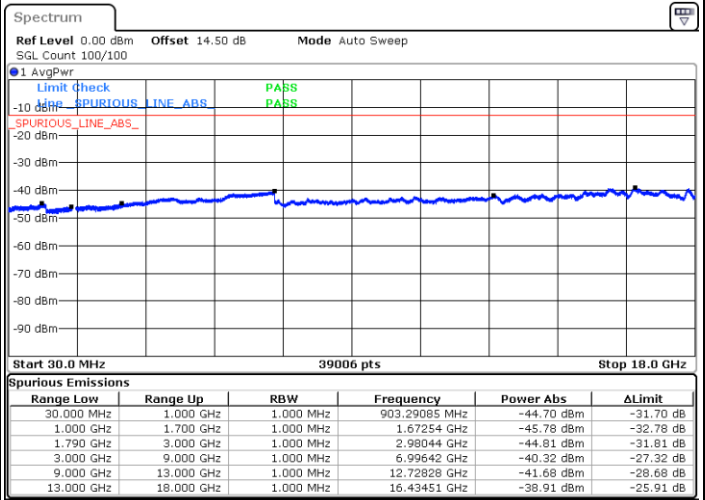
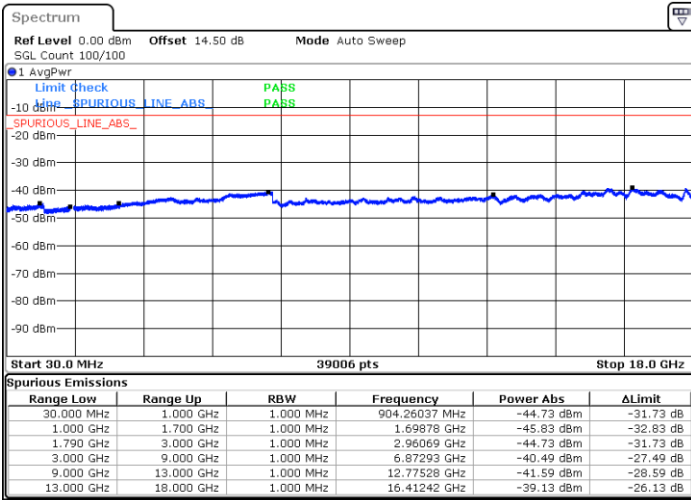
Date: 22 SEP. 2018 21:09:19



LTE Band 66 / 1.4MHz

Lowest Channel / 64QAM

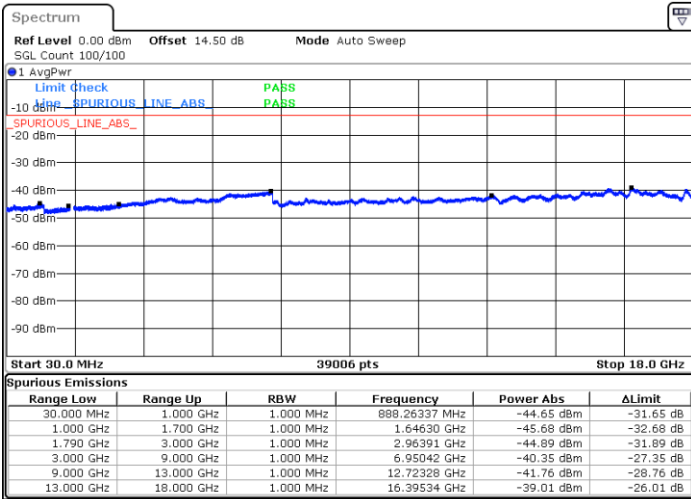
Middle Channel / 64QAM



Date: 22 SEP. 2018 14:44:33

Date: 22 SEP. 2018 14:35:06

Highest Channel / 64QAM



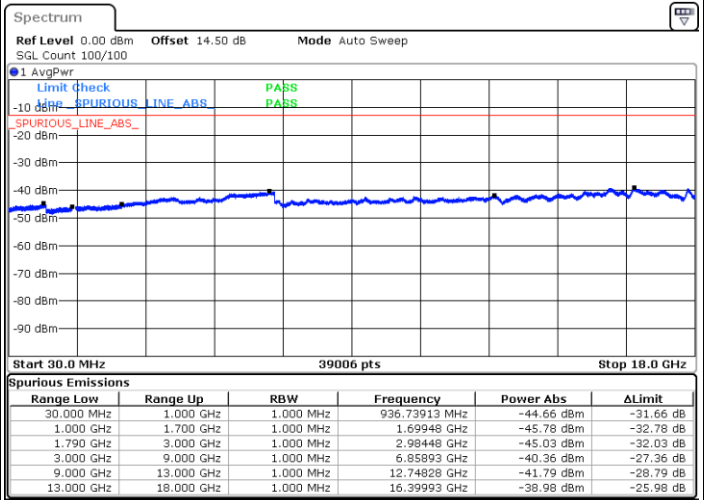
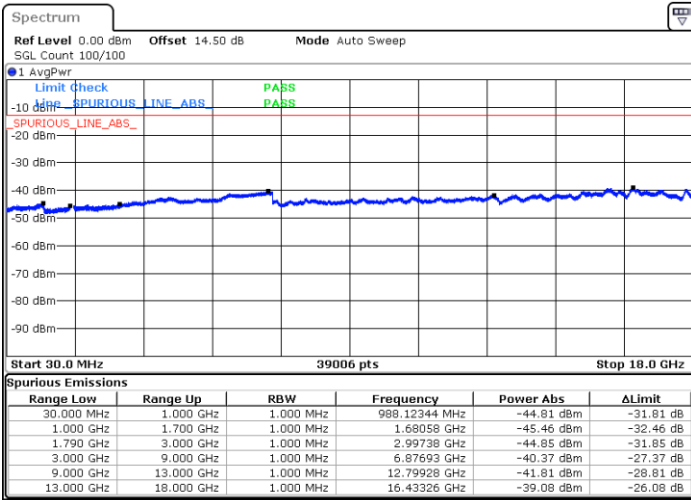
Date: 22 SEP. 2018 14:33:24



LTE Band 66 / 3MHz

Lowest Channel / 64QAM

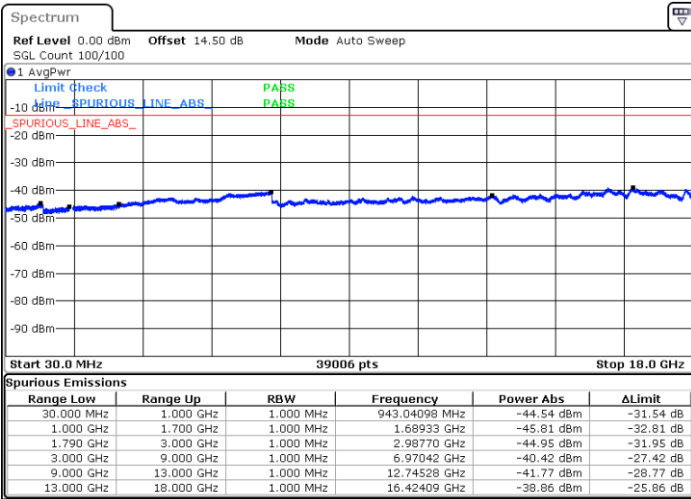
Middle Channel / 64QAM



Date: 22 SEP. 2018 14:46:18

Date: 22 SEP. 2018 14:59:04

Highest Channel / 64QAM



Date: 22 SEP. 2018 15:02:19

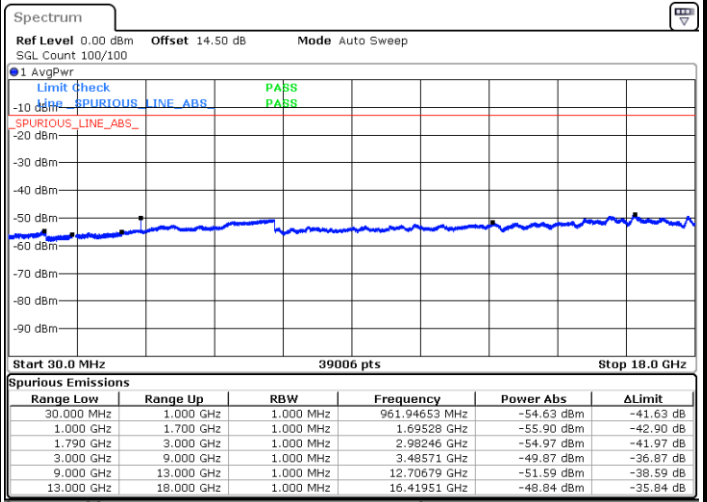
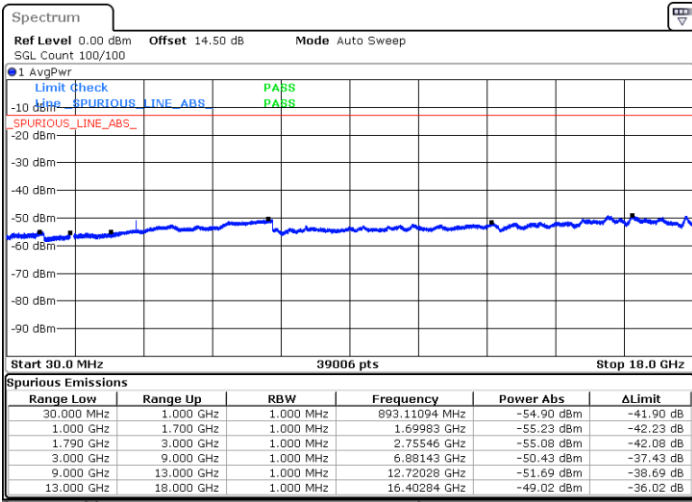




LTE Band 66 / 5MHz

Lowest Channel / 64QAM

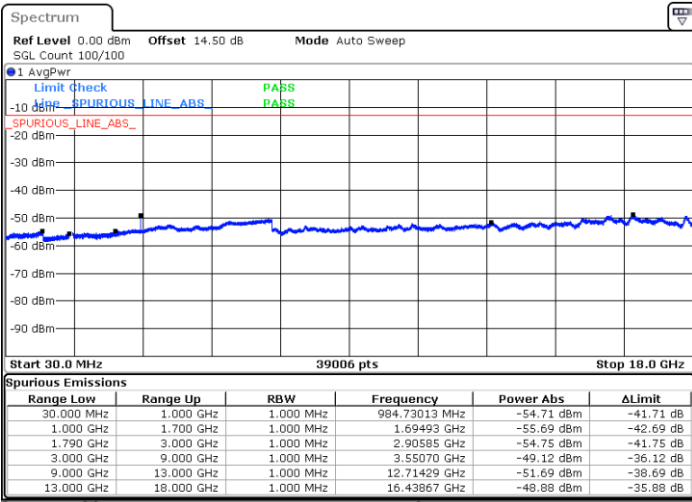
Middle Channel / 64QAM



Date: 22 SEP. 2018 16:50:37

Date: 22 SEP. 2018 16:06:19

Highest Channel / 64QAM



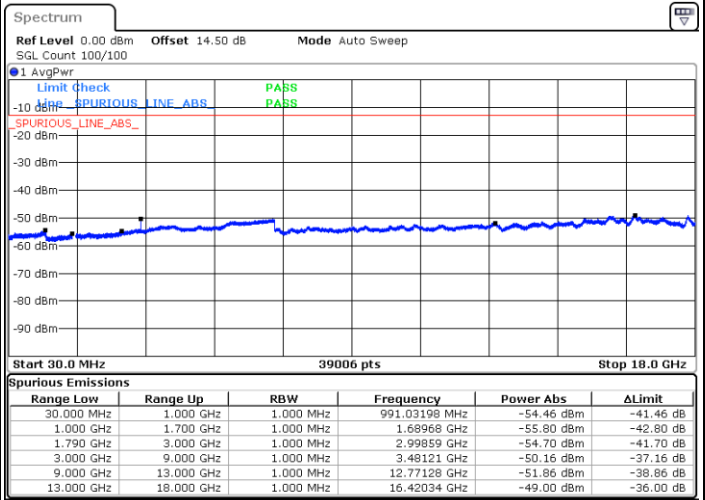
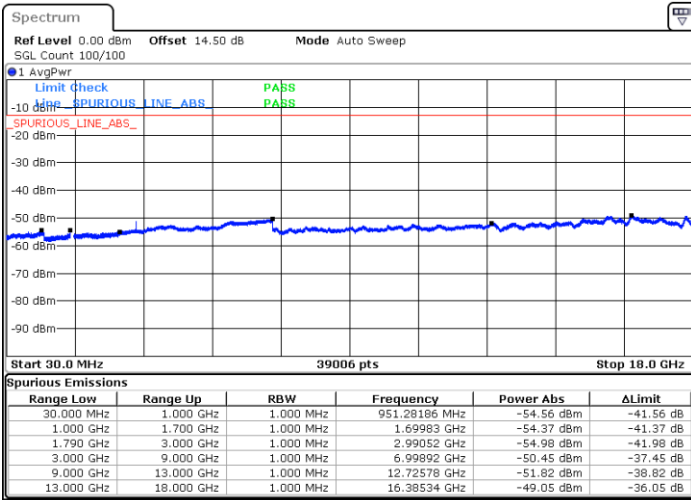
Date: 22 SEP. 2018 16:04:39



LTE Band 66 / 10MHz

Lowest Channel / 64QAM

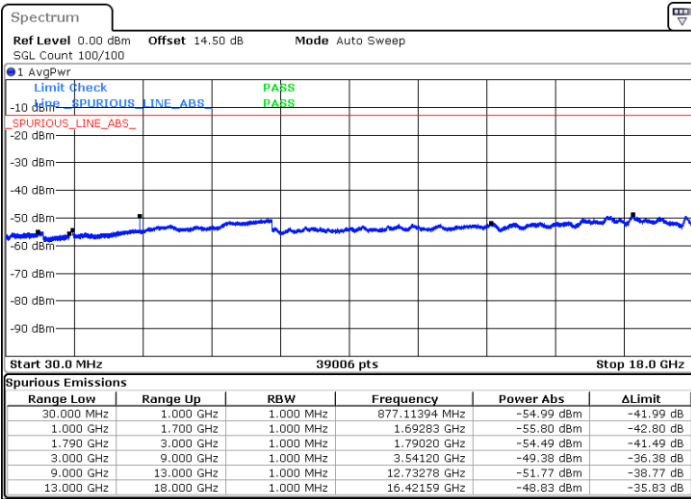
Middle Channel / 64QAM



Date: 22 SEP. 2018 17:07:13

Date: 22 SEP. 2018 17:16:50

Highest Channel / 64QAM



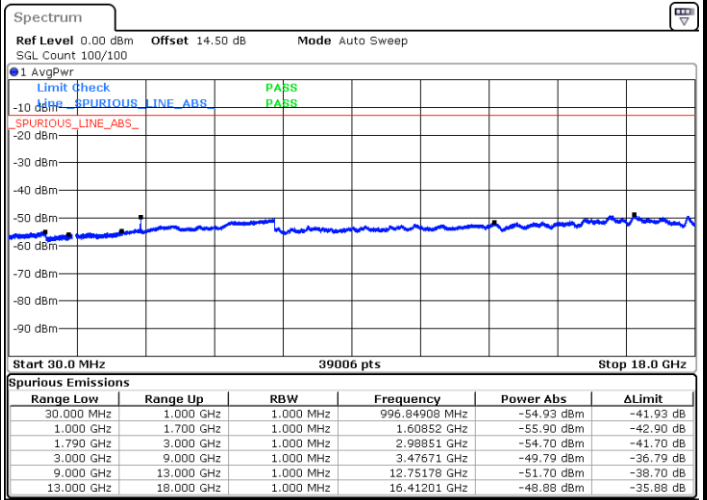
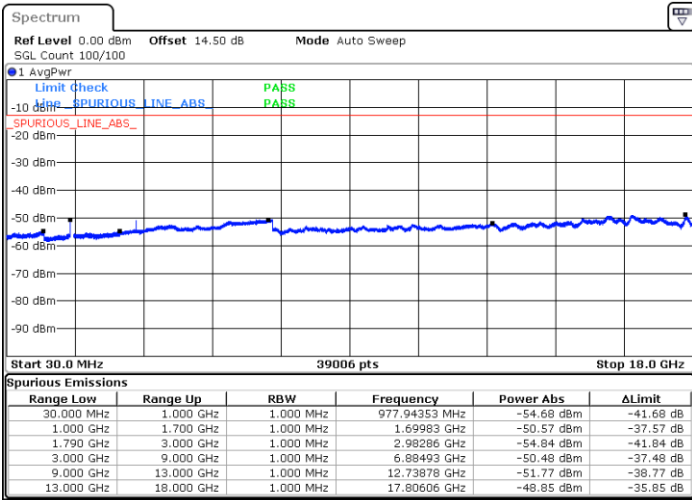
Date: 22 SEP. 2018 17:20:19



LTE Band 66 / 15MHz

Lowest Channel / 64QAM

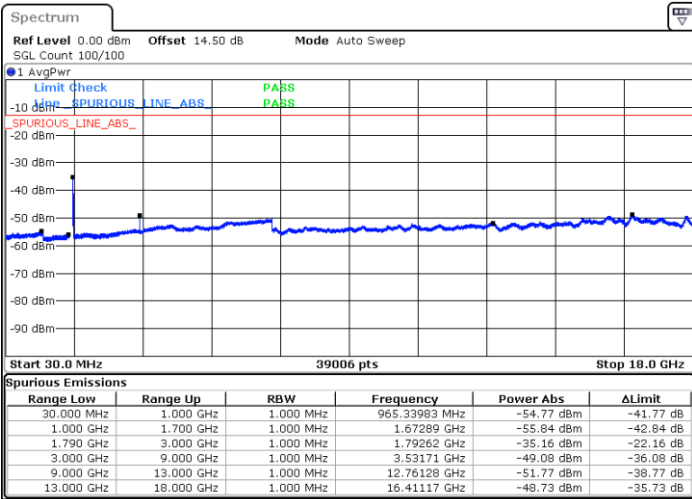
Middle Channel / 64QAM



Date: 22 SEP. 2018 19:03:23

Date: 22 SEP. 2018 19:01:51

Highest Channel / 64QAM



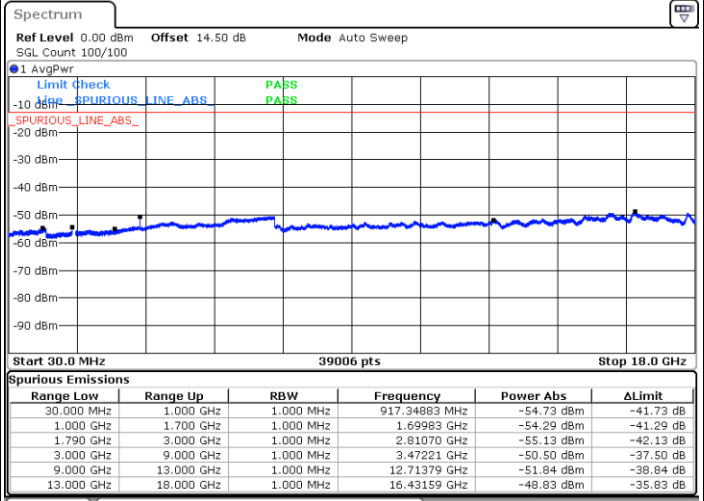
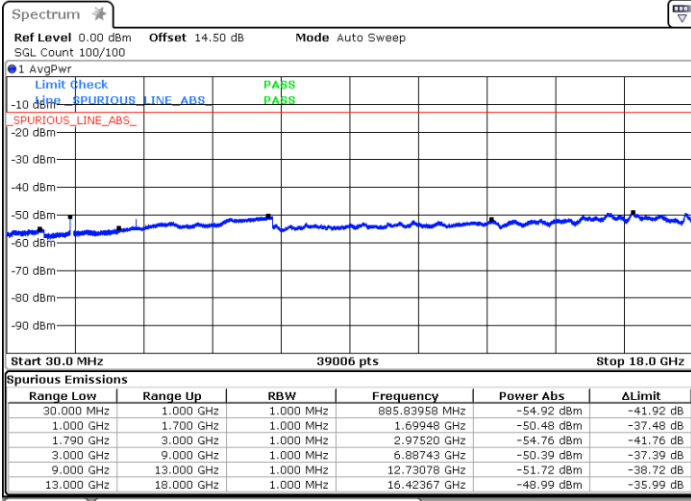
Date: 22 SEP. 2018 18:30:42



LTE Band 66 / 20MHz

Lowest Channel / 64QAM

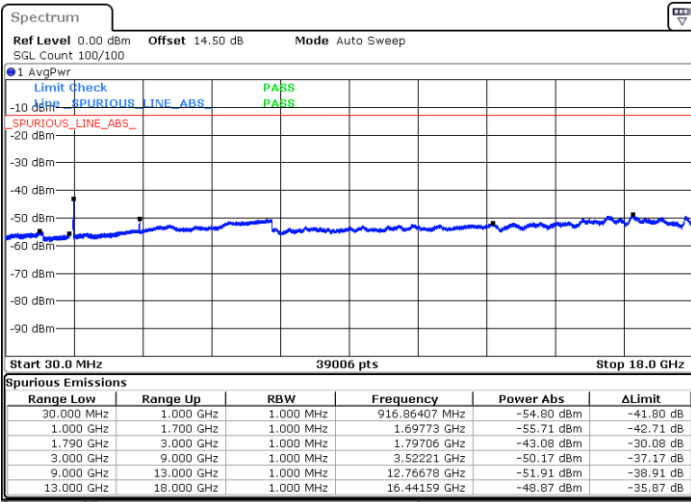
Middle Channel / 64QAM



Date: 22 SEP. 2018 19:22:05

Date: 22 SEP. 2018 19:24:57

Highest Channel / 64QAM



Date: 22 SEP. 2018 21:10:11



Frequency Stability

Test Conditions		LTE Band 2 (QPSK) / Middle Channel	Limit
Temperature (°C)	Voltage (Volt)	BW 10MHz	Note 2.
		Deviation (ppm)	Result
50	Normal Voltage	0.0003	PASS
40	Normal Voltage	0.0014	
30	Normal Voltage	0.0014	
20(Ref.)	Normal Voltage	0.0000	
10	Normal Voltage	0.0018	
0	Normal Voltage	0.0024	
-10	Normal Voltage	0.0013	
-20	Normal Voltage	0.0003	
-30	Normal Voltage	0.0021	
20	Maximum Voltage	0.0002	
20	Normal Voltage	0.0003	
20	Battery End Point	0.0007	

Note:

1. Normal Voltage =3.85 V. ; Battery End Point (BEP) =3.5 V. ; Maximum Voltage =4.4 V.
2. Note: The frequency fundamental emissions stay within the authorized frequency block.



Test Conditions		LTE Band 4 (QPSK) / Middle Channel	Limit
Temperature (°C)	Voltage (Volt)	BW 10MHz	Note 2.
		Deviation (ppm)	Result
50	Normal Voltage	0.0015	PASS
40	Normal Voltage	0.0024	
30	Normal Voltage	0.0003	
20(Ref.)	Normal Voltage	0.0000	
10	Normal Voltage	0.0001	
0	Normal Voltage	0.0008	
-10	Normal Voltage	0.0020	
-20	Normal Voltage	0.0004	
-30	Normal Voltage	0.0008	
20	Maximum Voltage	0.0001	
20	Normal Voltage	0.0015	
20	Battery End Point	0.0002	

**Note:**

1. Normal Voltage =3.85 V. ; Battery End Point (BEP) =3.5 V. ; Maximum Voltage =4.4 V.
2. Note: The frequency fundamental emissions stay within the authorized frequency block.



Test Conditions		LTE Band 5 (QPSK) / Middle Channel	Limit
Temperature (°C)	Voltage (Volt)	BW 10MHz	2.5ppm
		Deviation (ppm)	Result
50	Normal Voltage	0.0003	PASS
40	Normal Voltage	0.0002	
30	Normal Voltage	0.0007	
20(Ref.)	Normal Voltage	0.0000	
10	Normal Voltage	0.0004	
0	Normal Voltage	0.0009	
-10	Normal Voltage	0.0009	
-20	Normal Voltage	0.0001	
-30	Normal Voltage	0.0002	
20	Maximum Voltage	0.0010	
20	Normal Voltage	0.0015	
20	Battery End Point	0.0008	

**Note:** Normal Voltage =3.85 V. ; Battery End Point (BEP) =3.5 V. ; Maximum Voltage =4.4 V.



Test Conditions		LTE Band 7 (QPSK) / Middle Channel	Limit
Temperature (°C)	Voltage (Volt)	BW 10MHz	Note 2.
		Deviation (ppm)	Result
50	Normal Voltage	0.0122	PASS
40	Normal Voltage	0.0027	
30	Normal Voltage	0.0047	
20(Ref.)	Normal Voltage	0.0000	
10	Normal Voltage	0.0052	
0	Normal Voltage	0.0072	
-10	Normal Voltage	0.0006	
-20	Normal Voltage	0.0021	
-30	Normal Voltage	0.0057	
20	Maximum Voltage	0.0079	
20	Normal Voltage	0.0064	
20	Battery End Point	0.0017	

**Note:**

1. Normal Voltage =3.85 V. ; Battery End Point (BEP) =3.5 V. ; Maximum Voltage =4.4 V.
2. Note: The frequency fundamental emissions stay within the authorized frequency block.





Test Conditions		LTE Band 12 (QPSK) / Middle Channel	Limit
Temperature (°C)	Voltage (Volt)	BW 10MHz	Note 2.
		Deviation (ppm)	Result
50	Normal Voltage	0.0011	PASS
40	Normal Voltage	0.0003	
30	Normal Voltage	0.0023	
20(Ref.)	Normal Voltage	0.0000	
10	Normal Voltage	0.0045	
0	Normal Voltage	0.0035	
-10	Normal Voltage	0.0034	
-20	Normal Voltage	0.0017	
-30	Normal Voltage	0.0051	
20	Maximum Voltage	0.0059	
20	Normal Voltage	0.0006	
20	Battery End Point	0.0034	

**Note:**

1. Normal Voltage =3.85 V. ; Battery End Point (BEP) =3.5 V. ; Maximum Voltage =4.4 V.
2. Note: The frequency fundamental emissions stay within the authorized frequency block.



Test Conditions		LTE Band 13 (QPSK) / Middle Channel	Limit
Temperature (°C)	Voltage (Volt)	BW 10MHz	Note 2.
		Deviation (ppm)	Result
50	Normal Voltage	0.0006	PASS
40	Normal Voltage	0.0005	
30	Normal Voltage	0.0003	
20(Ref.)	Normal Voltage	0.0000	
10	Normal Voltage	0.0009	
0	Normal Voltage	0.0001	
-10	Normal Voltage	0.0004	
-20	Normal Voltage	0.0009	
-30	Normal Voltage	0.0000	
20	Maximum Voltage	0.0004	
20	Normal Voltage	0.0005	
20	Battery End Point	0.0004	

**Note:**

1. Normal Voltage =3.85 V. ; Battery End Point (BEP) =3.5 V. ; Maximum Voltage =4.4 V.
2. Note: The frequency fundamental emissions stay within the authorized frequency block.



Test Conditions		LTE Band 17 (QPSK) / Middle Channel	Limit
Temperature (°C)	Voltage (Volt)	BW 10MHz	Note 2.
		Deviation (ppm)	Result
50	Normal Voltage	0.0001	PASS
40	Normal Voltage	0.0030	
30	Normal Voltage	0.0034	
20(Ref.)	Normal Voltage	0.0000	
10	Normal Voltage	0.0038	
0	Normal Voltage	0.0004	
-10	Normal Voltage	0.0004	
-20	Normal Voltage	0.0001	
-30	Normal Voltage	0.0014	
20	Maximum Voltage	0.0023	
20	Normal Voltage	0.0037	
20	Battery End Point	0.0001	

**Note:**

1. Normal Voltage =3.85 V. ; Battery End Point (BEP) =3.5 V. ; Maximum Voltage =4.4 V.
2. Note: The frequency fundamental emissions stay within the authorized frequency block.



Test Conditions		LTE Band 66 (QPSK) / Middle Channel	Limit
Temperature (°C)	Voltage (Volt)	BW 10MHz	Note 2.
		Deviation (ppm)	Result
50	Normal Voltage	0.0001	PASS
40	Normal Voltage	0.0009	
30	Normal Voltage	0.0001	
20(Ref.)	Normal Voltage	0.0000	
10	Normal Voltage	0.0006	
0	Normal Voltage	0.0002	
-10	Normal Voltage	0.0002	
-20	Normal Voltage	0.0004	
-30	Normal Voltage	0.0003	
20	Maximum Voltage	0.0001	
20	Normal Voltage	0.0000	
20	Battery End Point	0.0005	

**Note:**

1. Normal Voltage =3.85 V. ; Battery End Point (BEP) =3.5 V. ; Maximum Voltage =4.4 V.
2. Note: The frequency fundamental emissions stay within the authorized frequency block.



## Appendix B. Test Results of Radiated Test

### Radiated Spurious Emission

LTE Band 2 / 1.4MHz / QPSK									
Channel	Frequency ( MHz )	EIRP ( dBm )	Limit ( dBm )	Over Limit ( dB )	SPA Reading (dBm)	S.G. Power ( dBm )	TX Cable loss ( dB )	TX Antenna Gain (dBi)	Polarization (H/V)
Middle	3758.92	-59.35	-13	-46.35	-77.30	-66.10	5.85	12.60	H
	5638.38	-57.52	-13	-44.52	-78.71	-63.32	7.30	13.10	H
	7517.84	-52.88	-13	-39.88	-78.19	-56.03	8.35	11.50	H
	3758.92	-59.84	-13	-46.84	-77.02	-66.59	5.85	12.60	V
	5638.38	-58.83	-13	-45.83	-78.96	-64.63	7.30	13.10	V
	7517.84	-54.12	-13	-41.12	-78.83	-57.27	8.35	11.50	V

Remark: Spurious emissions within 30-1000MHz were found more than 20dB below limit line.

LTE Band 2 / 3MHz / QPSK									
Channel	Frequency ( MHz )	EIRP ( dBm )	Limit ( dBm )	Over Limit ( dB )	SPA Reading (dBm)	S.G. Power ( dBm )	TX Cable loss ( dB )	TX Antenna Gain (dBi)	Polarization (H/V)
Middle	3757.48	-59.08	-13	-46.08	-77.03	-65.83	5.85	12.60	H
	5636.22	-57.02	-13	-44.02	-78.21	-62.82	7.30	13.10	H
	7514.96	-53.34	-13	-40.34	-78.65	-56.49	8.35	11.50	H
	3757.48	-59.99	-13	-46.99	-77.17	-66.74	5.85	12.60	V
	5636.22	-58.93	-13	-45.93	-79.06	-64.73	7.30	13.10	V
	7514.96	-54.34	-13	-41.34	-79.05	-57.49	8.35	11.50	V

Remark: Spurious emissions within 30-1000MHz were found more than 20dB below limit line.

LTE Band 2 / 5MHz / QPSK									
Channel	Frequency ( MHz )	EIRP ( dBm )	Limit ( dBm )	Over Limit ( dB )	SPA Reading (dBm)	S.G. Power ( dBm )	TX Cable loss ( dB )	TX Antenna Gain (dBi)	Polarization (H/V)
Middle	3755.68	-59.41	-13	-46.41	-77.36	-66.16	5.85	12.60	H
	5633.52	-57.75	-13	-44.75	-78.94	-63.55	7.30	13.10	H
	7511.36	-53.34	-13	-40.34	-78.65	-56.49	8.35	11.50	H
	3755.68	-60.03	-13	-47.03	-77.21	-66.78	5.85	12.60	V
	5633.52	-58.69	-13	-45.69	-78.82	-64.49	7.30	13.10	V
	7511.36	-54.35	-13	-41.35	-79.06	-57.50	8.35	11.50	V

Remark: Spurious emissions within 30-1000MHz were found more than 20dB below limit line.



LTE Band 2 / 10MHz / QPSK									
Channel	Frequency ( MHz )	EIRP ( dBm )	Limit ( dBm )	Over Limit ( dB )	SPA Reading (dBm)	S.G. Power ( dBm )	TX Cable loss ( dB )	TX Antenna Gain (dBi)	Polarization (H/V)
Middle	3751.18	-59.11	-13	-46.11	-77.06	-65.86	5.85	12.60	H
	5626.77	-58.04	-13	-45.04	-79.25	-63.84	7.30	13.10	H
	7502	-53.17	-13	-40.17	-78.59	-56.32	8.35	11.50	H
	3751.18	-60.39	-13	-47.39	-77.57	-67.14	5.85	12.60	V
	5626.77	-58.89	-13	-45.89	-79.24	-64.69	7.30	13.10	V
	7502	-54.52	-13	-41.52	-79.33	-57.67	8.35	11.50	V

Remark: Spurious emissions within 30-1000MHz were found more than 20dB below limit line.

LTE Band 2 / 15MHz / QPSK									
Channel	Frequency ( MHz )	EIRP ( dBm )	Limit ( dBm )	Over Limit ( dB )	SPA Reading (dBm)	S.G. Power ( dBm )	TX Cable loss ( dB )	TX Antenna Gain (dBi)	Polarization (H/V)
Middle	3746.68	-59.36	-13	-46.36	-77.31	-66.11	5.85	12.60	H
	5620.02	-57.53	-13	-44.53	-78.74	-63.33	7.30	13.10	H
	7493.36	-52.68	-13	-39.68	-78.10	-55.83	8.35	11.50	H
	3746.68	-60.03	-13	-47.03	-77.21	-66.78	5.85	12.60	V
	5620.02	-58.69	-13	-45.69	-79.04	-64.49	7.30	13.10	V
	7493.36	-53.30	-13	-40.30	-78.11	-56.45	8.35	11.50	V

Remark: Spurious emissions within 30-1000MHz were found more than 20dB below limit line.

LTE Band 2 / 20MHz / QPSK									
Channel	Frequency ( MHz )	EIRP ( dBm )	Limit ( dBm )	Over Limit ( dB )	SPA Reading (dBm)	S.G. Power ( dBm )	TX Cable loss ( dB )	TX Antenna Gain (dBi)	Polarization (H/V)
Middle	3742.18	-59.24	-13	-46.24	-77.13	-65.99	5.85	12.60	H
	5613.27	-56.88	-13	-43.88	-78.12	-62.68	7.30	13.10	H
	7484.36	-51.90	-13	-38.90	-77.45	-55.05	8.35	11.50	H
	3742.18	-59.92	-13	-46.92	-77.08	-66.67	5.85	12.60	V
	5613.27	-58.01	-13	-45.01	-78.6	-63.81	7.30	13.10	V
	7484.36	-53.67	-13	-40.67	-78.58	-56.82	8.35	11.50	V

Remark: Spurious emissions within 30-1000MHz were found more than 20dB below limit line.



LTE Band 4 / 1.4MHz / QPSK									
Channel	Frequency ( MHz )	EIRP ( dBm )	Limit ( dBm )	Over Limit ( dB )	SPA Reading (dBm)	S.G. Power ( dBm )	TX Cable loss ( dB )	TX Antenna Gain (dBi)	Polarization (H/V)
Middle	3463.74	-57.40	-13	-44.40	-73.11	-64.25	5.65	12.50	H
	5195.61	-52.13	-13	-39.13	-73.70	-57.80	7.13	12.80	H
	6927.48	-55.98	-13	-42.98	-79.49	-59.38	8.40	11.80	H
	3463.74	-59.78	-13	-46.78	-75	-66.63	5.65	12.50	V
	5195.61	-54.20	-13	-41.20	-74.7	-59.87	7.13	12.80	V
	6927.48	-56.57	-13	-43.57	-79.7	-59.97	8.40	11.80	V

Remark: Spurious emissions within 30-1000MHz were found more than 20dB below limit line.

LTE Band 4 / 3MHz / QPSK									
Channel	Frequency ( MHz )	EIRP ( dBm )	Limit ( dBm )	Over Limit ( dB )	SPA Reading (dBm)	S.G. Power ( dBm )	TX Cable loss ( dB )	TX Antenna Gain (dBi)	Polarization (H/V)
Middle	3462.48	-56.79	-13	-43.79	-72.50	-63.64	5.65	12.50	H
	5193.72	-53.56	-13	-40.56	-75.15	-59.23	7.13	12.80	H
	6924.96	-56.17	-13	-43.17	-79.68	-59.57	8.40	11.80	H
	3462.48	-59.19	-13	-46.19	-74.41	-66.04	5.65	12.50	V
	5193.72	-54.13	-13	-41.13	-74.65	-59.80	7.13	12.80	V
	6924.96	-56.33	-13	-43.33	-79.46	-59.73	8.40	11.80	V

Remark: Spurious emissions within 30-1000MHz were found more than 20dB below limit line.

LTE Band 4 / 5MHz / QPSK									
Channel	Frequency ( MHz )	EIRP ( dBm )	Limit ( dBm )	Over Limit ( dB )	SPA Reading (dBm)	S.G. Power ( dBm )	TX Cable loss ( dB )	TX Antenna Gain (dBi)	Polarization (H/V)
Middle	3460.68	-57.81	-13	-44.81	-73.51	-64.66	5.65	12.50	H
	5191.02	-53.05	-13	-40.05	-74.64	-58.72	7.13	12.80	H
	6921.36	-55.73	-13	-42.73	-79.26	-59.13	8.40	11.80	H
	3460.68	-58.97	-13	-45.97	-74.18	-65.82	5.65	12.50	V
	5191.02	-53.95	-13	-40.95	-74.47	-59.62	7.13	12.80	V
	6921.36	-56.50	-13	-43.50	-79.55	-59.90	8.40	11.80	V

Remark: Spurious emissions within 30-1000MHz were found more than 20dB below limit line.



LTE Band 4 / 10MHz / QPSK									
Channel	Frequency ( MHz )	EIRP ( dBm )	Limit ( dBm )	Over Limit ( dB )	SPA Reading (dBm)	S.G. Power ( dBm )	TX Cable loss ( dB )	TX Antenna Gain (dBi)	Polarization (H/V)
Middle	3456.18	-58.00	-13	-45.00	-73.48	-64.85	5.65	12.50	H
	5184.27	-52.27	-13	-39.27	-73.82	-57.94	7.13	12.80	H
	6912.36	-56.05	-13	-43.05	-79.58	-59.45	8.40	11.80	H
	3456.18	-58.05	-13	-45.05	-73.04	-64.90	5.65	12.50	V
	5184.27	-52.65	-13	-39.65	-73.2	-58.32	7.13	12.80	V
	6912.36	-56.55	-13	-43.55	-79.6	-59.95	8.40	11.80	V

Remark: Spurious emissions within 30-1000MHz were found more than 20dB below limit line.

LTE Band 4 / 15MHz / QPSK									
Channel	Frequency ( MHz )	EIRP ( dBm )	Limit ( dBm )	Over Limit ( dB )	SPA Reading (dBm)	S.G. Power ( dBm )	TX Cable loss ( dB )	TX Antenna Gain (dBi)	Polarization (H/V)
Middle	3451.68	-58.12	-13	-45.12	-73.60	-64.97	5.65	12.50	H
	5177.52	-52.18	-13	-39.18	-73.73	-57.85	7.13	12.80	H
	6903.36	-55.89	-13	-42.89	-79.44	-59.29	8.40	11.80	H
	3451.68	-58.98	-13	-45.98	-73.97	-65.83	5.65	12.50	V
	5177.52	-53.52	-13	-40.52	-74.07	-59.19	7.13	12.80	V
	6903.36	-56.09	-13	-43.09	-79.05	-59.49	8.40	11.80	V

Remark: Spurious emissions within 30-1000MHz were found more than 20dB below limit line.

LTE Band 4 / 20MHz / QPSK									
Channel	Frequency ( MHz )	EIRP ( dBm )	Limit ( dBm )	Over Limit ( dB )	SPA Reading (dBm)	S.G. Power ( dBm )	TX Cable loss ( dB )	TX Antenna Gain (dBi)	Polarization (H/V)
Middle	3447.18	-58.21	-13	-45.21	-73.69	-65.06	5.65	12.50	H
	5170.77	-52.69	-13	-39.69	-74.21	-58.36	7.13	12.80	H
	6894.36	-55.38	-13	-42.38	-78.97	-58.78	8.40	11.80	H
	3447.18	-59.33	-13	-46.33	-74.32	-66.18	5.65	12.50	V
	5170.77	-52.07	-13	-39.07	-72.66	-57.74	7.13	12.80	V
	6894.36	-56.08	-13	-43.08	-79.08	-59.48	8.40	11.80	V

Remark: Spurious emissions within 30-1000MHz were found more than 20dB below limit line.





LTE Band 5 / 1.4MHz / QPSK									
Channel	Frequency ( MHz )	ERP ( dBm )	Limit ( dBm )	Over Limit ( dB )	SPA Reading (dBm)	S.G. Power ( dBm )	TX Cable loss ( dB )	TX Antenna Gain (dBi)	Polarization (H/V)
Middle	1671.92	-62.47	-13	-49.47	-72.44	-65.72	4.00	9.40	H
	2507.88	-55.76	-13	-42.76	-69.26	-59.33	4.88	10.60	H
	3343.84	-60.96	-13	-47.96	-76.57	-65.89	5.52	12.60	H
	1671.92	-60.34	-13	-47.34	-69.80	-63.59	4.00	9.40	V
	2507.88	-56.91	-13	-43.91	-70.24	-60.48	4.88	10.60	V
	3343.84	-61.32	-13	-48.32	-76.49	-66.25	5.52	12.60	V

Remark: Spurious emissions within 30-1000MHz were found more than 20dB below limit line.

LTE Band 5 / 3MHz / QPSK									
Channel	Frequency ( MHz )	ERP ( dBm )	Limit ( dBm )	Over Limit ( dB )	SPA Reading (dBm)	S.G. Power ( dBm )	TX Cable loss ( dB )	TX Antenna Gain (dBi)	Polarization (H/V)
Middle	1670.48	-58.47	-13	-45.47	-68.26	-61.72	4.00	9.40	H
	2505.72	-57.02	-13	-44.02	-70.52	-60.59	4.88	10.60	H
	3340.96	-60.95	-13	-47.95	-76.56	-65.88	5.52	12.60	H
	1670.48	-63.91	-13	-50.91	-73.19	-67.16	4.00	9.40	V
	2505.72	-57.19	-13	-44.19	-70.52	-60.76	4.88	10.60	V
	3340.96	-61.57	-13	-48.57	-76.74	-66.50	5.52	12.60	V

Remark: Spurious emissions within 30-1000MHz were found more than 20dB below limit line.

LTE Band 5 / 5MHz / QPSK									
Channel	Frequency ( MHz )	ERP ( dBm )	Limit ( dBm )	Over Limit ( dB )	SPA Reading (dBm)	S.G. Power ( dBm )	TX Cable loss ( dB )	TX Antenna Gain (dBi)	Polarization (H/V)
Middle	1668.68	-59.02	-13	-46.02	-68.81	-62.19	4.10	9.42	H
	2503.02	-55.29	-13	-42.29	-68.80	-58.87	4.90	10.63	H
	3337.36	-60.80	-13	-47.80	-76.45	-65.72	5.55	12.62	H
	1668.68	-63.04	-13	-50.04	-72.32	-66.21	4.10	9.42	V
	2503.02	-56.41	-13	-43.41	-69.74	-59.99	4.90	10.63	V
	3337.36	-60.89	-13	-47.89	-76.12	-65.81	5.55	12.62	V

Remark: Spurious emissions within 30-1000MHz were found more than 20dB below limit line.

LTE Band 5 / 10MHz / QPSK									
Channel	Frequency ( MHz )	ERP ( dBm )	Limit ( dBm )	Over Limit ( dB )	SPA Reading (dBm)	S.G. Power ( dBm )	TX Cable loss ( dB )	TX Antenna Gain (dBi)	Polarization (H/V)
Middle	1664.18	-56.86	-13	-43.86	-66.65	-60.11	4.00	9.40	H
	2496.27	-56.52	-13	-43.52	-70.03	-60.09	4.88	10.60	H
	3328.36	-60.71	-13	-47.71	-76.34	-65.64	5.52	12.60	H
	1664.18	-60.65	-13	-47.65	-69.93	-63.90	4.00	9.40	V
	2496.27	-56.74	-13	-43.74	-70.07	-60.31	4.88	10.60	V
	3328.36	-60.83	-13	-47.83	-76.04	-65.76	5.52	12.60	V

Remark: Spurious emissions within 30-1000MHz were found more than 20dB below limit line.



LTE Band 7 / 5MHz / QPSK									
Channel	Frequency ( MHz )	EIRP ( dBm )	Limit ( dBm )	Over Limit ( dB )	SPA Reading (dBm)	S.G. Power ( dBm )	TX Cable loss ( dB )	TX Antenna Gain (dBi)	Polarization (H/V)
Middle	5065.68	-48.52	-25	-23.52	-69.91	-54.08	7.14	12.70	H
	7598.52	-53.78	-25	-28.78	-78.51	-57.08	8.30	11.60	H
	10131.36	-51.15	-25	-26.15	-80.11	-52.67	10.48	12.00	H
	5065.68	-52.69	-25	-27.69	-73.59	-58.25	7.14	12.70	V
	7598.52	-55.05	-25	-30.05	-79.28	-58.35	8.30	11.60	V
	10131.36	-50.06	-25	-25.06	-80.08	-51.58	10.48	12.00	V

Remark: Spurious emissions within 30-1000MHz were found more than 20dB below limit line.

LTE Band 7 / 10MHz / QPSK									
Channel	Frequency ( MHz )	EIRP ( dBm )	Limit ( dBm )	Over Limit ( dB )	SPA Reading (dBm)	S.G. Power ( dBm )	TX Cable loss ( dB )	TX Antenna Gain (dBi)	Polarization (H/V)
Middle	5061.18	-50.31	-25	-25.31	-71.70	-55.87	7.14	12.70	H
	7591.77	-52.67	-25	-27.67	-77.40	-55.97	8.30	11.60	H
	10122.36	-51.24	-25	-26.24	-80.20	-52.76	10.48	12.00	H
	5061.18	-53.65	-25	-28.65	-74.55	-59.21	7.14	12.70	V
	7591.77	-54.28	-25	-29.28	-78.51	-57.58	8.30	11.60	V
	10122.36	-50.12	-25	-25.12	-80.14	-51.64	10.48	12.00	V

Remark: Spurious emissions within 30-1000MHz were found more than 20dB below limit line.

LTE Band 7 / 15MHz / QPSK									
Channel	Frequency ( MHz )	EIRP ( dBm )	Limit ( dBm )	Over Limit ( dB )	SPA Reading (dBm)	S.G. Power ( dBm )	TX Cable loss ( dB )	TX Antenna Gain (dBi)	Polarization (H/V)
Middle	5056.68	-50.75	-25	-25.75	-72.14	-56.31	7.14	12.70	H
	7585.02	-53.14	-25	-28.14	-77.99	-56.44	8.30	11.60	H
	10113.36	-51.16	-25	-26.16	-80.07	-52.68	10.48	12.00	H
	5056.68	-53.95	-25	-28.95	-74.85	-59.51	7.14	12.70	V
	7585.02	-54.97	-25	-29.97	-79.3	-58.27	8.30	11.60	V
	10113.36	-50.06	-25	-25.06	-80.07	-51.58	10.48	12.00	V

Remark: Spurious emissions within 30-1000MHz were found more than 20dB below limit line.

LTE Band 7 / 20MHz / QPSK									
Channel	Frequency ( MHz )	EIRP ( dBm )	Limit ( dBm )	Over Limit ( dB )	SPA Reading (dBm)	S.G. Power ( dBm )	TX Cable loss ( dB )	TX Antenna Gain (dBi)	Polarization (H/V)
Middle	5052.18	-48.93	-25	-23.93	-70.29	-54.49	7.14	12.70	H
	7578.27	-52.92	-25	-27.92	-77.77	-56.22	8.30	11.60	H
	10104.36	-51.70	-25	-26.70	-80.61	-53.22	10.48	12.00	H
	5052.18	-52.77	-25	-27.77	-73.71	-58.33	7.14	12.70	V
	7578.27	-54.56	-25	-29.56	-78.89	-57.86	8.30	11.60	V
	10104.36	-50.39	-25	-25.39	-80.4	-51.91	10.48	12.00	V

Remark: Spurious emissions within 30-1000MHz were found more than 20dB below limit line.



LTE Band 12 / 1.4MHz / QPSK									
Channel	Frequency ( MHz )	ERP ( dBm )	Limit ( dBm )	Over Limit ( dB )	SPA Reading (dBm)	S.G. Power ( dBm )	TX Cable loss ( dB )	TX Antenna Gain (dBi)	Polarization (H/V)
Middle	1413.74	-32.36	-13	-19.36	-42.23	-35.61	4.00	9.40	H
	2120.61	-46.36	-13	-33.36	-60.58	-49.93	4.88	10.60	H
	2827.48	-56.44	-13	-43.44	-70.72	-61.37	5.52	12.60	H
	3534.35	-57.10	-13	-44.10	-73.70	-61.57	6.00	12.62	H
	1413.74	-35.59	-13	-22.59	-45.13	-38.84	4.00	9.40	V
	2120.61	-45.70	-13	-32.70	-59.61	-49.27	4.88	10.60	V
	2827.48	-53.37	-13	-40.37	-67.32	-58.30	5.52	12.60	V
	3534.35	-56.95	-13	-43.95	-73.07	-61.42	6.00	12.62	V

Remark: Spurious emissions within 30-1000MHz were found more than 20dB below limit line.

LTE Band 12 / 3MHz / QPSK									
Channel	Frequency ( MHz )	ERP ( dBm )	Limit ( dBm )	Over Limit ( dB )	SPA Reading (dBm)	S.G. Power ( dBm )	TX Cable loss ( dB )	TX Antenna Gain (dBi)	Polarization (H/V)
Middle	1412.3	-31.60	-13	-18.60	-41.47	-34.85	4.00	9.40	H
	2118.45	-45.44	-13	-32.44	-59.66	-49.01	4.88	10.60	H
	2824.6	-55.76	-13	-42.76	-70.04	-60.69	5.52	12.60	H
	3530.75	-56.79	-13	-43.79	-73.39	-61.26	6.00	12.62	H
	1412.3	-34.52	-13	-21.52	-44.06	-37.77	4.00	9.40	V
	2118.45	-43.76	-13	-30.76	-57.67	-47.33	4.88	10.60	V
	2824.6	-54.31	-13	-41.31	-68.26	-59.24	5.52	12.60	V
	3530.75	-57.04	-13	-44.04	-73.16	-61.51	6.00	12.62	V

Remark: Spurious emissions within 30-1000MHz were found more than 20dB below limit line.

LTE Band 12 / 5MHz / QPSK									
Channel	Frequency ( MHz )	ERP ( dBm )	Limit ( dBm )	Over Limit ( dB )	SPA Reading (dBm)	S.G. Power ( dBm )	TX Cable loss ( dB )	TX Antenna Gain (dBi)	Polarization (H/V)
Middle	1410.5	-30.08	-13	-17.08	-39.95	-33.33	4.00	9.40	H
	2115.75	-46.69	-13	-33.69	-60.91	-50.26	4.88	10.60	H
	2821	-55.41	-13	-42.41	-69.68	-60.34	5.52	12.60	H
	3526.25	-55.74	-13	-42.74	-72.34	-60.21	6.00	12.62	H
	1410.5	-33.24	-13	-20.24	-42.78	-36.49	4.00	9.40	V
	2115.75	-44.71	-13	-31.71	-58.62	-48.28	4.88	10.60	V
	2821	-53.71	-13	-40.71	-67.65	-58.64	5.52	12.60	V
	3526.25	-54.92	-13	-41.92	-71.04	-59.39	6.00	12.62	V

Remark: Spurious emissions within 30-1000MHz were found more than 20dB below limit line.



LTE Band 12 / 10MHz / QPSK									
Channel	Frequency ( MHz )	ERP ( dBm )	Limit ( dBm )	Over Limit ( dB )	SPA Reading (dBm)	S.G. Power ( dBm )	TX Cable loss ( dB )	TX Antenna Gain (dBi)	Polarization (H/V)
Middle	1406	-30.97	-13	-17.97	-40.84	-34.22	4.00	9.40	H
	2109	-47.49	-13	-34.49	-61.56	-51.06	4.88	10.60	H
	2812	-53.70	-13	-40.70	-67.97	-58.63	5.52	12.60	H
	3515	-53.93	-13	-40.93	-70.31	-58.40	6.00	12.62	H
	1406	-33.09	-13	-20.09	-42.63	-36.34	4.00	9.40	V
	2109	-46.25	-13	-33.25	-59.99	-49.82	4.88	10.60	V
	2812	-52.01	-13	-39.01	-65.95	-56.94	5.52	12.60	V
	3515	-53.20	-13	-40.20	-69.10	-57.67	6.00	12.62	V

Remark: Spurious emissions within 30-1000MHz were found more than 20dB below limit line.



LTE Band 13 / 5MHz / QPSK									
Channel	Frequency ( MHz )	ERP ( dBm )	Limit ( dBm )	Over Limit ( dB )	SPA Reading (dBm)	S.G. Power ( dBm )	TX Cable loss ( dB )	TX Antenna Gain (dBi)	Polarization (H/V)
Middle	1559.5	-66.64	-40	-26.64	-72.36	-69.89	4.00	9.40	H
	2339.25	-64.28	-13	-51.28	-74.15	-67.85	4.88	10.60	H
	3119	-63.39	-13	-50.39	-74.64	-68.32	5.52	12.60	H
	1559.5	-67.10	-40	-27.10	-72.32	-70.35	4.00	9.40	V
	2339.25	-63.81	-13	-50.81	-73.73	-67.38	4.88	10.60	V
	3119	-63.45	-13	-50.45	-74.63	-68.38	5.52	12.60	V

Remark: Spurious emissions within 30-1000MHz were found more than 20dB below limit line.

LTE Band 13 / 10MHz / QPSK									
Channel	Frequency ( MHz )	ERP ( dBm )	Limit ( dBm )	Over Limit ( dB )	SPA Reading (dBm)	S.G. Power ( dBm )	TX Cable loss ( dB )	TX Antenna Gain (dBi)	Polarization (H/V)
Middle	1559.5	-67.49	-40	-27.49	-73.21	-70.74	4.00	9.40	H
	2339.25	-64.11	-13	-51.11	-73.98	-67.68	4.88	10.60	H
	3119	-63.14	-13	-50.14	-74.39	-68.07	5.52	12.60	H
	1559.5	-67.14	-40	-27.14	-72.36	-70.39	4.00	9.40	V
	2339.25	-64.00	-13	-51.00	-73.92	-67.57	4.88	10.60	V
	3119	-63.40	-13	-50.40	-74.58	-68.33	5.52	12.60	V

Remark: Spurious emissions within 30-1000MHz were found more than 20dB below limit line.



LTE Band 17 / 5MHz / QPSK									
Channel	Frequency ( MHz )	ERP ( dBm )	Limit ( dBm )	Over Limit ( dB )	SPA Reading (dBm)	S.G. Power ( dBm )	TX Cable loss ( dB )	TX Antenna Gain (dBi)	Polarization (H/V)
Middle	1415.68	-51.90	-13	-38.90	-57.74	-55.15	4.00	9.40	H
	2123.58	-63.33	-13	-50.33	-72.57	-66.90	4.88	10.60	H
	2831.36	-62.79	-13	-49.79	-72.46	-67.72	5.52	12.60	H
	1415.68	-51.97	-13	-38.97	-57.77	-55.22	4.00	9.40	V
	2123.58	-63.85	-13	-50.85	-73.00	-67.42	4.88	10.60	V
	2831.36	-62.20	-13	-49.20	-72.37	-67.13	5.52	12.60	V

Remark: Spurious emissions within 30-1000MHz were found more than 20dB below limit line.

LTE Band 17 / 10MHz / QPSK									
Channel	Frequency ( MHz )	ERP ( dBm )	Limit ( dBm )	Over Limit ( dB )	SPA Reading (dBm)	S.G. Power ( dBm )	TX Cable loss ( dB )	TX Antenna Gain (dBi)	Polarization (H/V)
Middle	1411.18	-39.50	-13	-26.50	-45.34	-42.75	4.00	9.40	H
	2116.77	-61.33	-13	-48.33	-70.57	-64.90	4.88	10.60	H
	2822.36	-57.38	-13	-44.38	-66.92	-62.31	5.52	12.60	H
	3527.95	-57.69	-13	-44.69	-69.98	-62.16	6.00	12.62	H
	1411.18	-39.55	-13	-26.55	-45.35	-42.80	4.00	9.40	V
	2116.77	-61.56	-13	-48.56	-70.71	-65.13	4.88	10.60	V
	2822.36	-57.03	-13	-44.03	-67.18	-61.96	5.52	12.60	V
	3527.95	-58.66	-13	-45.66	-70.99	-63.13	6.00	12.62	V

Remark: Spurious emissions within 30-1000MHz were found more than 20dB below limit line.



LTE Band 66 / 1.4MHz / QPSK									
Channel	Frequency ( MHz )	EIRP ( dBm )	Limit ( dBm )	Over Limit ( dB )	SPA Reading (dBm)	S.G. Power ( dBm )	TX Cable loss ( dB )	TX Antenna Gain (dBi)	Polarization (H/V)
Middle	3488.74	-60.52	-13	-47.52	-72.38	-67.37	5.65	12.50	H
	5233.11	-57.03	-13	-44.03	-73.31	-62.70	7.13	12.80	H
	6977.48	-57.88	-13	-44.88	-79.54	-61.28	8.40	11.80	H
	3488.74	-60.86	-13	-47.86	-72.76	-67.71	5.65	12.50	V
	5233.11	-56.98	-13	-43.98	-73.42	-62.65	7.13	12.80	V
	6977.48	-57.78	-13	-44.78	-79.48	-61.18	8.40	11.80	V

Remark: Spurious emissions within 30-1000MHz were found more than 20dB below limit line.

LTE Band 66 / 3MHz / QPSK									
Channel	Frequency ( MHz )	EIRP ( dBm )	Limit ( dBm )	Over Limit ( dB )	SPA Reading (dBm)	S.G. Power ( dBm )	TX Cable loss ( dB )	TX Antenna Gain (dBi)	Polarization (H/V)
Middle	3487.3	-61.50	-13	-48.50	-73.36	-68.35	5.65	12.50	H
	5230.95	-53.06	-13	-40.06	-69.34	-58.73	7.13	12.80	H
	6974.6	-57.72	-13	-44.72	-79.29	-61.12	8.40	11.80	H
	3487.3	-62.22	-13	-49.22	-74.12	-69.07	5.65	12.50	V
	5230.95	-59.15	-13	-46.15	-75.59	-64.82	7.13	12.80	V
	6974.6	-57.91	-13	-44.91	-79.55	-61.31	8.40	11.80	V

Remark: Spurious emissions within 30-1000MHz were found more than 20dB below limit line.

LTE Band 66 / 5MHz / QPSK									
Channel	Frequency ( MHz )	EIRP ( dBm )	Limit ( dBm )	Over Limit ( dB )	SPA Reading (dBm)	S.G. Power ( dBm )	TX Cable loss ( dB )	TX Antenna Gain (dBi)	Polarization (H/V)
Middle	3485.5	-60.85	-13	-47.85	-72.71	-67.70	5.65	12.50	H
	5228.25	-60.44	-13	-47.44	-76.72	-66.11	7.13	12.80	H
	6971	-57.95	-13	-44.95	-79.52	-61.35	8.40	11.80	H
	3485.5	-60.91	-13	-47.91	-72.81	-67.76	5.65	12.50	V
	5228.25	-60.37	-13	-47.37	-76.81	-66.04	7.13	12.80	V
	6971	-57.72	-13	-44.72	-79.36	-61.12	8.40	11.80	V

Remark: Spurious emissions within 30-1000MHz were found more than 20dB below limit line.



LTE Band 66 / 10MHz / QPSK									
Channel	Frequency ( MHz )	EIRP ( dBm )	Limit ( dBm )	Over Limit ( dB )	SPA Reading (dBm)	S.G. Power ( dBm )	TX Cable loss ( dB )	TX Antenna Gain (dBi)	Polarization (H/V)
Middle	3481	-59.86	-13	-46.86	-71.72	-66.71	5.65	12.50	H
	5221.5	-57.58	-13	-44.58	-74.04	-63.25	7.13	12.80	H
	6962	-57.49	-13	-44.49	-79.06	-60.89	8.40	11.80	H
	3481	-59.27	-13	-46.27	-71.17	-66.12	5.65	12.50	V
	5221.5	-56.81	-13	-43.81	-73.57	-62.48	7.13	12.80	V
	6962	-57.44	-13	-44.44	-79.08	-60.84	8.40	11.80	V

Remark: Spurious emissions within 30-1000MHz were found more than 20dB below limit line.

LTE Band 66 / 15MHz / QPSK									
Channel	Frequency ( MHz )	EIRP ( dBm )	Limit ( dBm )	Over Limit ( dB )	SPA Reading (dBm)	S.G. Power ( dBm )	TX Cable loss ( dB )	TX Antenna Gain (dBi)	Polarization (H/V)
Middle	3476.5	-60.09	-13	-47.09	-71.95	-66.94	5.65	12.50	H
	5214.75	-60.70	-13	-47.70	-77.16	-66.37	7.13	12.80	H
	6953	-57.46	-13	-44.46	-78.96	-60.86	8.40	11.80	H
	3476.5	-60.56	-13	-47.56	-72.46	-67.41	5.65	12.50	V
	5214.75	-59.19	-13	-46.19	-75.95	-64.86	7.13	12.80	V
	6953	-57.16	-13	-44.16	-78.75	-60.56	8.40	11.80	V

Remark: Spurious emissions within 30-1000MHz were found more than 20dB below limit line.

LTE Band 66 / 20MHz / QPSK									
Channel	Frequency ( MHz )	EIRP ( dBm )	Limit ( dBm )	Over Limit ( dB )	SPA Reading (dBm)	S.G. Power ( dBm )	TX Cable loss ( dB )	TX Antenna Gain (dBi)	Polarization (H/V)
Middle	3472	-60.19	-13	-47.19	-71.91	-67.04	5.65	12.50	H
	5208	-60.02	-13	-47.02	-76.48	-65.69	7.13	12.80	H
	6944	-57.43	-13	-44.43	-78.93	-60.83	8.40	11.80	H
	3472	-59.97	-13	-46.97	-71.72	-66.82	5.65	12.50	V
	5208	-58.53	-13	-45.53	-75.29	-64.20	7.13	12.80	V
	6944	-57.54	-13	-44.54	-79.13	-60.94	8.40	11.80	V

Remark: Spurious emissions within 30-1000MHz were found more than 20dB below limit line.