

Test Plot 1#: GSM 850_Head Left Cheek_Middle**DUT: Mobile phone; Type: VIVO XL3; Serial: 17101700121**

Communication System: Generic GSM; Frequency: 836.6 MHz; Duty Cycle: 1:8
Medium parameters used: $f = 836.6$ MHz; $\sigma = 0.886$ S/m; $\epsilon_r = 41.65$; $\rho = 1000$ kg/m³ ;
Phantom section: Left Section

DASY5 Configuration:

- Probe: EX3DV4 - SN7329; ConvF(9.36, 9.36, 9.36); Calibrated: 2017/3/13;
- Sensor-Surface: 1.4mm (Mechanical Surface Detection)
- Electronics: DAE4 Sn772; Calibrated: 2017/10/9
- Phantom: Twin SAM; Type: Twin SAM V5.0; Serial: 1412
- Measurement SW: DASY52, Version 52.8 (8);

Area Scan (61x121x1): Interpolated grid: dx=1.500 mm, dy=1.500 mm

Maximum value of SAR (interpolated) = 0.142 W/kg

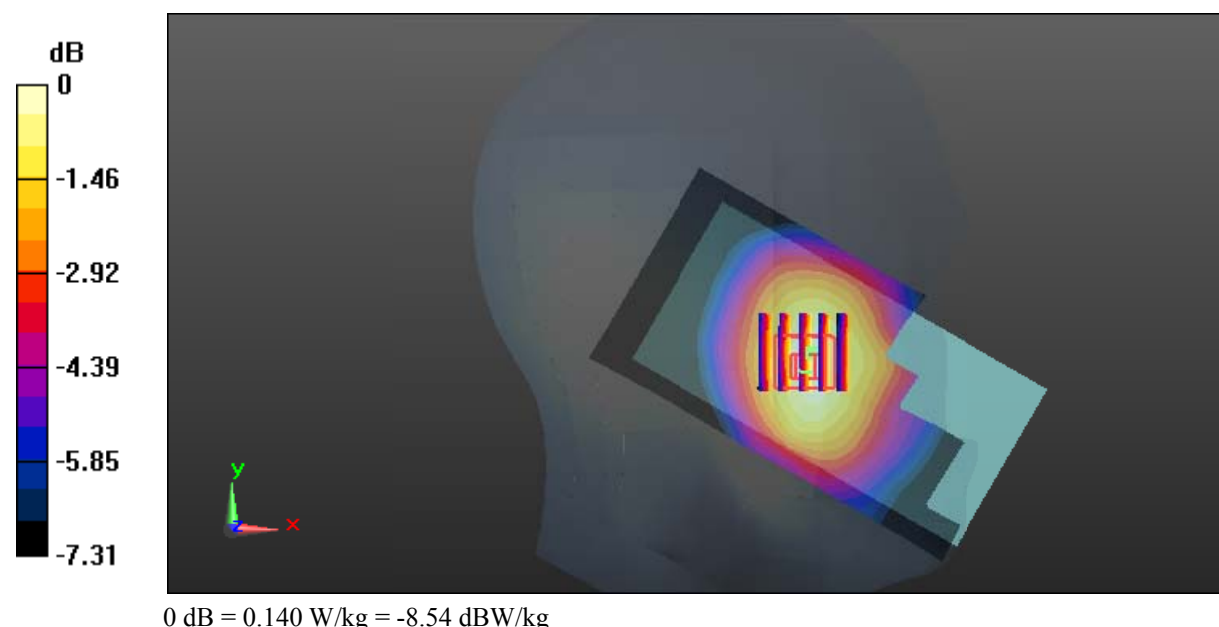
Zoom Scan (5x5x7)/Cube 0: Measurement grid: dx=8mm, dy=8mm, dz=5mm

Reference Value = 4.079 V/m; Power Drift = 0.14 dB

Peak SAR (extrapolated) = 0.157 W/kg

SAR(1 g) = 0.117 W/kg; SAR(10 g) = 0.091 W/kg

Maximum value of SAR (measured) = 0.140 W/kg



Test Plot 2#: GSM 850_Head Left Tilt_Middle**DUT: Mobile phone; Type: VIVO XL3; Serial: 17101700121**

Communication System: Generic GSM; Frequency: 836.6 MHz; Duty Cycle: 1:8
Medium parameters used: $f = 836.6$ MHz; $\sigma = 0.886$ S/m; $\epsilon_r = 41.65$; $\rho = 1000$ kg/m³ ;
Phantom section: Left Section

DASY5 Configuration:

- Probe: EX3DV4 - SN7329; ConvF(9.36, 9.36, 9.36); Calibrated: 2017/3/13;
- Sensor-Surface: 1.4mm (Mechanical Surface Detection)
- Electronics: DAE4 Sn772; Calibrated: 2017/10/9
- Phantom: Twin SAM; Type: Twin SAM V5.0; Serial: 1412
- Measurement SW: DASY52, Version 52.8 (8);

Area Scan (61x121x1): Interpolated grid: dx=1.500 mm, dy=1.500 mm

Maximum value of SAR (interpolated) = 0.0731 W/kg

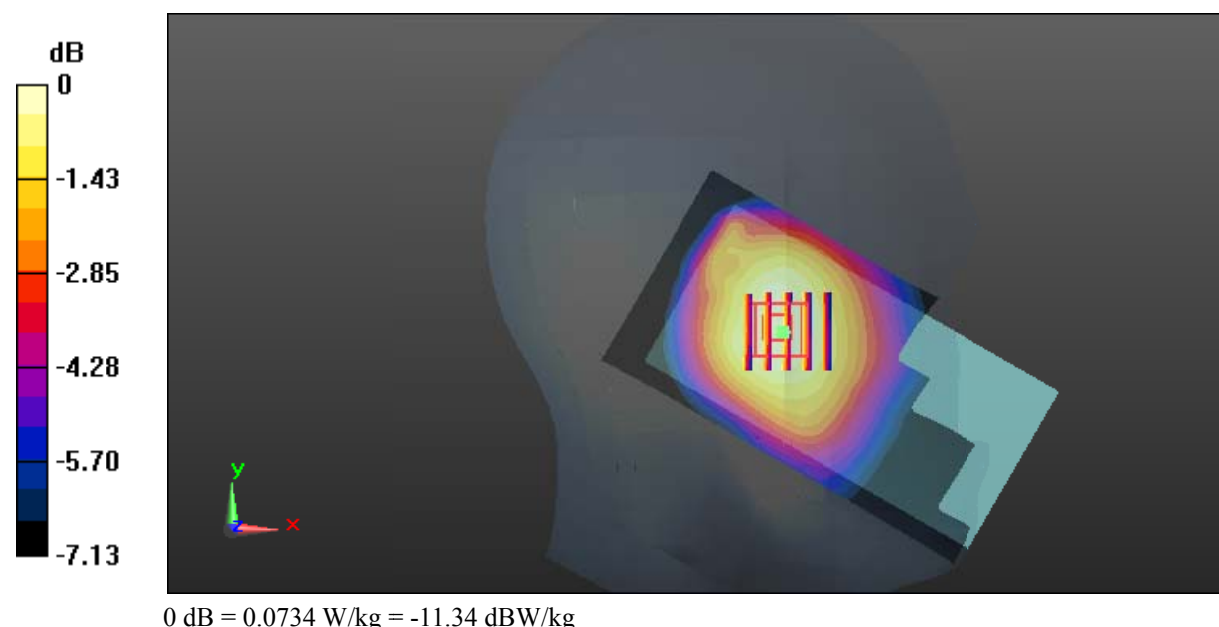
Zoom Scan (5x5x7)/Cube 0: Measurement grid: dx=8mm, dy=8mm, dz=5mm

Reference Value = 5.837 V/m; Power Drift = 0.01 dB

Peak SAR (extrapolated) = 0.0800 W/kg

SAR(1 g) = 0.062 W/kg; SAR(10 g) = 0.049 W/kg

Maximum value of SAR (measured) = 0.0734 W/kg



Test Plot 3#: GSM 850_Head Right Cheek_Middle**DUT: Mobile phone; Type: VIVO XL3; Serial: 17101700121**

Communication System: Generic GSM; Frequency: 836.6 MHz; Duty Cycle: 1:8
Medium parameters used: $f = 836.6$ MHz; $\sigma = 0.886$ S/m; $\epsilon_r = 41.65$; $\rho = 1000$ kg/m³ ;
Phantom section: Right Section

DASY5 Configuration:

- Probe: EX3DV4 - SN7329; ConvF(9.36, 9.36, 9.36); Calibrated: 2017/3/13;
- Sensor-Surface: 1.4mm (Mechanical Surface Detection)
- Electronics: DAE4 Sn772; Calibrated: 2017/10/9
- Phantom: Twin SAM; Type: Twin SAM V5.0; Serial: 1412
- Measurement SW: DASY52, Version 52.8 (8);

Area Scan (61x121x1): Interpolated grid: dx=1.500 mm, dy=1.500 mm

Maximum value of SAR (interpolated) = 0.144 W/kg

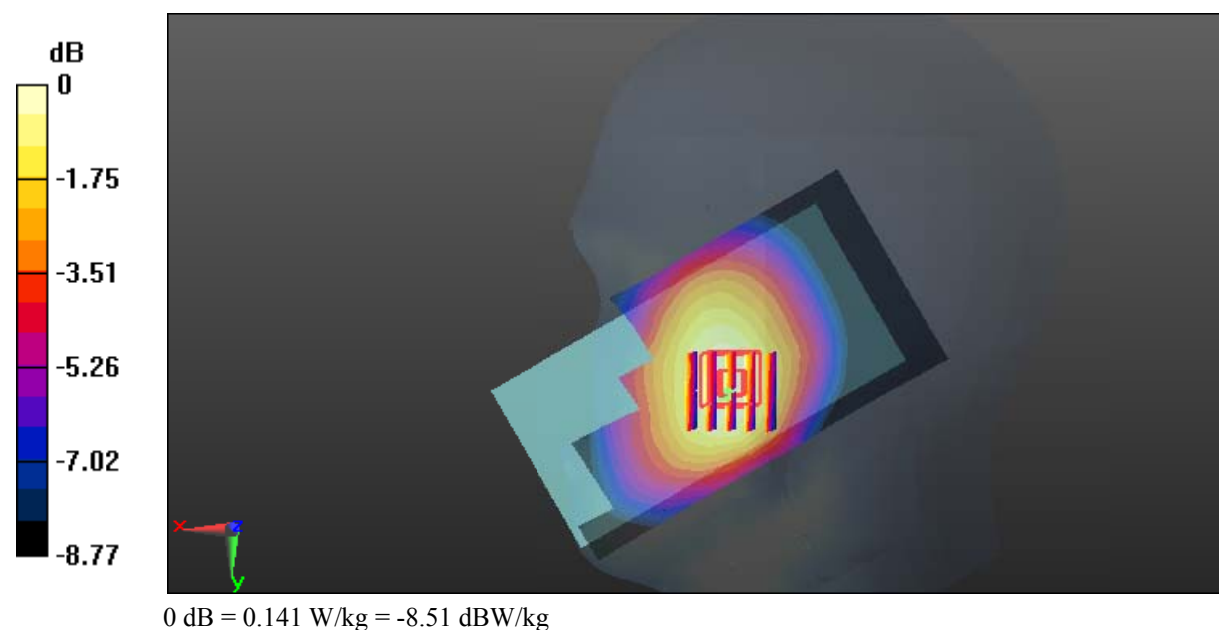
Zoom Scan (5x5x7)/Cube 0: Measurement grid: dx=8mm, dy=8mm, dz=5mm

Reference Value = 3.863 V/m; Power Drift = 0.12 dB

Peak SAR (extrapolated) = 0.161 W/kg

SAR(1 g) = 0.117 W/kg; SAR(10 g) = 0.090 W/kg

Maximum value of SAR (measured) = 0.141 W/kg



Test Plot 4#: GSM 850_Head Right Tilt_Middle**DUT: Mobile phone; Type: VIVO XL3; Serial: 17101700121**

Communication System: Generic GSM; Frequency: 836.6 MHz; Duty Cycle: 1:8
Medium parameters used: $f = 836.6$ MHz; $\sigma = 0.886$ S/m; $\epsilon_r = 41.65$; $\rho = 1000$ kg/m³ ;
Phantom section: Right Section

DASY5 Configuration:

- Probe: EX3DV4 - SN7329; ConvF(9.36, 9.36, 9.36); Calibrated: 2017/3/13;
- Sensor-Surface: 1.4mm (Mechanical Surface Detection)
- Electronics: DAE4 Sn772; Calibrated: 2017/10/9
- Phantom: Twin SAM; Type: Twin SAM V5.0; Serial: 1412
- Measurement SW: DASY52, Version 52.8 (8);

Area Scan (61x121x1): Interpolated grid: dx=1.500 mm, dy=1.500 mm

Maximum value of SAR (interpolated) = 0.0672 W/kg

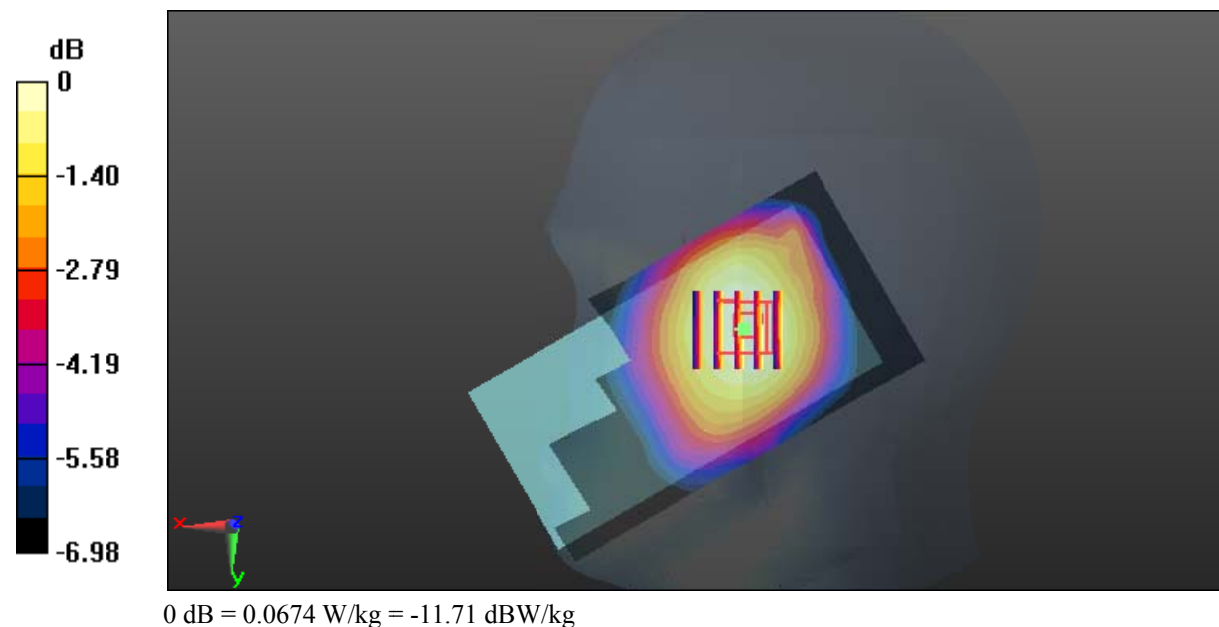
Zoom Scan (5x5x7)/Cube 0: Measurement grid: dx=8mm, dy=8mm, dz=5mm

Reference Value = 5.275 V/m; Power Drift = 0.06 dB

Peak SAR (extrapolated) = 0.0740 W/kg

SAR(1 g) = 0.058 W/kg; SAR(10 g) = 0.046 W/kg

Maximum value of SAR (measured) = 0.0674 W/kg



Test Plot 5#: GSM 850_Body Worn Back_Middle

DUT: Mobile phone; Type: VIVO XL3; Serial: 17101700121

Communication System: Generic GSM; Frequency: 836.6 MHz; Duty Cycle: 1:8
 Medium parameters used: $f = 836.6 \text{ MHz}$; $\sigma = 0.964 \text{ S/m}$; $\epsilon_r = 55.768$; $\rho = 1000 \text{ kg/m}^3$;
 Phantom section: Right Section

DASY5 Configuration:

- Probe: EX3DV4 - SN7329; ConvF(9.58, 9.58, 9.58); Calibrated: 2017/3/13;
- Sensor-Surface: 1.4mm (Mechanical Surface Detection)
- Electronics: DAE4 Sn772; Calibrated: 2017/10/9
- Phantom: Triple Flat Phantom 5.1C; Type: QD 000 P51 CA; Serial: 1130
- Measurement SW: DASY52, Version 52.8 (8);

Area Scan (61x121x1): Interpolated grid: $dx=1.500 \text{ mm}$, $dy=1.500 \text{ mm}$

Maximum value of SAR (interpolated) = 0.282 W/kg

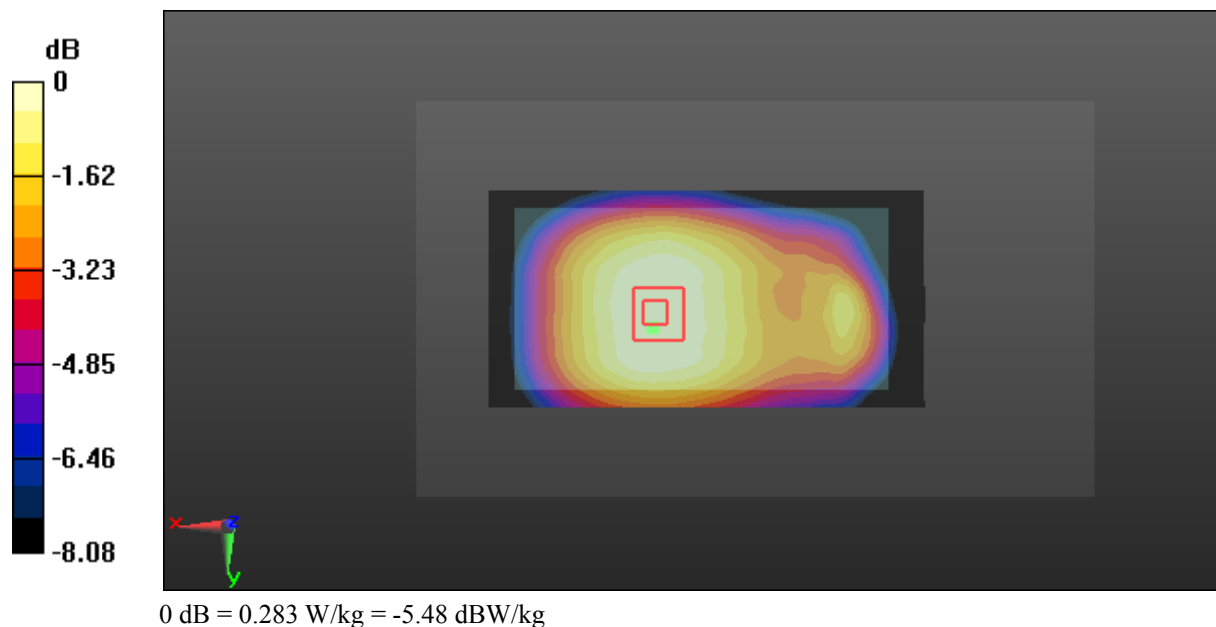
Zoom Scan (5x5x7)/Cube 0: Measurement grid: $dx=8\text{mm}$, $dy=8\text{mm}$, $dz=5\text{mm}$

Reference Value = 12.50 V/m; Power Drift = -0.04 dB

Peak SAR (extrapolated) = 0.310 W/kg

SAR(1 g) = 0.234 W/kg; SAR(10 g) = 0.181 W/kg

Maximum value of SAR (measured) = 0.283 W/kg



Test Plot 6#: GSM 850_Body Back_Middle**DUT: Mobile phone; Type: VIVO XL3; Serial: 17101700121**

Communication System: Generic GPRS-2 slots; Frequency: 836.6 MHz; Duty Cycle: 1:4
Medium parameters used: $f = 836.6$ MHz; $\sigma = 0.964$ S/m; $\epsilon_r = 55.768$; $\rho = 1000$ kg/m³ ;
Phantom section: Right Section

DASY5 Configuration:

- Probe: EX3DV4 - SN7329; ConvF(9.58, 9.58, 9.58); Calibrated: 2017/3/13;
- Sensor-Surface: 1.4mm (Mechanical Surface Detection)
- Electronics: DAE4 Sn772; Calibrated: 2017/10/9
- Phantom: Triple Flat Phantom 5.1C; Type: QD 000 P51 CA; Serial: 1130
- Measurement SW: DASY52, Version 52.8 (8);

Area Scan (61x121x1): Interpolated grid: dx=1.500 mm, dy=1.500 mm

Maximum value of SAR (interpolated) = 0.277 W/kg


Zoom Scan (5x5x7)/Cube 0: Measurement grid: dx=8mm, dy=8mm, dz=5mm

Reference Value = 11.16 V/m; Power Drift = 0.14 dB

Peak SAR (extrapolated) = 0.328 W/kg

SAR(1 g) = 0.195 W/kg; SAR(10 g) = 0.149 W/kg

Maximum value of SAR (measured) = 0.244 W/kg



Test Plot 7#: GSM 850_Body Left_Middle**DUT: Mobile phone; Type: VIVO XL3; Serial: 17101700121**

Communication System: Generic GPRS-2 slots; Frequency: 836.6 MHz; Duty Cycle: 1:4
Medium parameters used: $f = 836.6$ MHz; $\sigma = 0.964$ S/m; $\epsilon_r = 55.768$; $\rho = 1000$ kg/m³ ;
Phantom section: Right Section

DASY5 Configuration:

- Probe: EX3DV4 - SN7329; ConvF(9.58, 9.58, 9.58); Calibrated: 2017/3/13;
- Sensor-Surface: 1.4mm (Mechanical Surface Detection)
- Electronics: DAE4 Sn772; Calibrated: 2017/10/9
- Phantom: Triple Flat Phantom 5.1C; Type: QD 000 P51 CA; Serial: 1130
- Measurement SW: DASY52, Version 52.8 (8);

Area Scan (41x121x1): Interpolated grid: dx=1.500 mm, dy=1.500 mm

Maximum value of SAR (interpolated) = 0.292 W/kg


Zoom Scan (5x5x7)/Cube 0: Measurement grid: dx=8mm, dy=8mm, dz=5mm

Reference Value = 11.51 V/m; Power Drift = -0.04 dB

Peak SAR (extrapolated) = 0.331 W/kg

SAR(1 g) = 0.221 W/kg; SAR(10 g) = 0.152 W/kg

Maximum value of SAR (measured) = 0.293 W/kg



Test Plot 8#: GSM 850_Body Right_Middle**DUT: Mobile phone; Type: VIVO XL3; Serial: 17101700121**

Communication System: Generic GPRS-2 slots; Frequency: 836.6 MHz; Duty Cycle: 1:4
Medium parameters used: $f = 836.6$ MHz; $\sigma = 0.964$ S/m; $\epsilon_r = 55.768$; $\rho = 1000$ kg/m³ ;
Phantom section: Right Section

DASY5 Configuration:

- Probe: EX3DV4 - SN7329; ConvF(9.58, 9.58, 9.58); Calibrated: 2017/3/13;
- Sensor-Surface: 1.4mm (Mechanical Surface Detection)
- Electronics: DAE4 Sn772; Calibrated: 2017/10/9
- Phantom: Triple Flat Phantom 5.1C; Type: QD 000 P51 CA; Serial: 1130
- Measurement SW: DASY52, Version 52.8 (8);

Area Scan (41x121x1): Interpolated grid: dx=1.500 mm, dy=1.500 mm

Maximum value of SAR (interpolated) = 0.349 W/kg


Zoom Scan (5x5x7)/Cube 0: Measurement grid: dx=8mm, dy=8mm, dz=5mm

Reference Value = 11.52 V/m; Power Drift = -0.12 dB

Peak SAR (extrapolated) = 0.399 W/kg

SAR(1 g) = 0.271 W/kg; SAR(10 g) = 0.186 W/kg

Maximum value of SAR (measured) = 0.354 W/kg



Test Plot 9#: GSM 850_Body Bottom_Middle

DUT: Mobile phone; Type: VIVO XL3; Serial: 17101700121

Communication System: Generic GPRS-2 slots; Frequency: 836.6 MHz; Duty Cycle: 1:4
 Medium parameters used: $f = 836.6 \text{ MHz}$; $\sigma = 0.964 \text{ S/m}$; $\epsilon_r = 55.768$; $\rho = 1000 \text{ kg/m}^3$;
 Phantom section: Right Section

DASY5 Configuration:

- Probe: EX3DV4 - SN7329; ConvF(9.58, 9.58, 9.58); Calibrated: 2017/3/13;
- Sensor-Surface: 1.4mm (Mechanical Surface Detection)
- Electronics: DAE4 Sn772; Calibrated: 2017/10/9
- Phantom: Triple Flat Phantom 5.1C; Type: QD 000 P51 CA; Serial: 1130
- Measurement SW: DASY52, Version 52.8 (8);

Area Scan (61x41x1): Interpolated grid: $dx=1.500 \text{ mm}$, $dy=1.500 \text{ mm}$

Maximum value of SAR (interpolated) = 0.0564 W/kg


Zoom Scan (5x5x7)/Cube 0: Measurement grid: $dx=8\text{mm}$, $dy=8\text{mm}$, $dz=5\text{mm}$

Reference Value = 6.043 V/m; Power Drift = -0.18 dB

Peak SAR (extrapolated) = 0.0960 W/kg

SAR(1 g) = 0.043 W/kg; SAR(10 g) = 0.024 W/kg

Maximum value of SAR (measured) = 0.0735 W/kg



Test Plot 10#: GSM 1900_Head Left Cheek_Middle**DUT: Mobile phone; Type: VIVO XL3; Serial: 17101700121**

Communication System: Generic GSM; Frequency: 1880 MHz; Duty Cycle: 1:8
Medium parameters used: $f = 1880$ MHz; $\sigma = 1.378$ S/m; $\epsilon_r = 40.773$; $\rho = 1000$ kg/m³ ;
Phantom section: Left Section

DASY5 Configuration:

- Probe: EX3DV4 - SN7329; ConvF(8.18, 8.18, 8.18); Calibrated: 2017/3/13;
- Sensor-Surface: 1.4mm (Mechanical Surface Detection)
- Electronics: DAE4 Sn772; Calibrated: 2017/10/9
- Phantom: Twin SAM; Type: Twin SAM V5.0; Serial: 1412
- Measurement SW: DASY52, Version 52.8 (8);

Area Scan (61x121x1): Interpolated grid: dx=1.500 mm, dy=1.500 mm

Maximum value of SAR (interpolated) = 0.110 W/kg

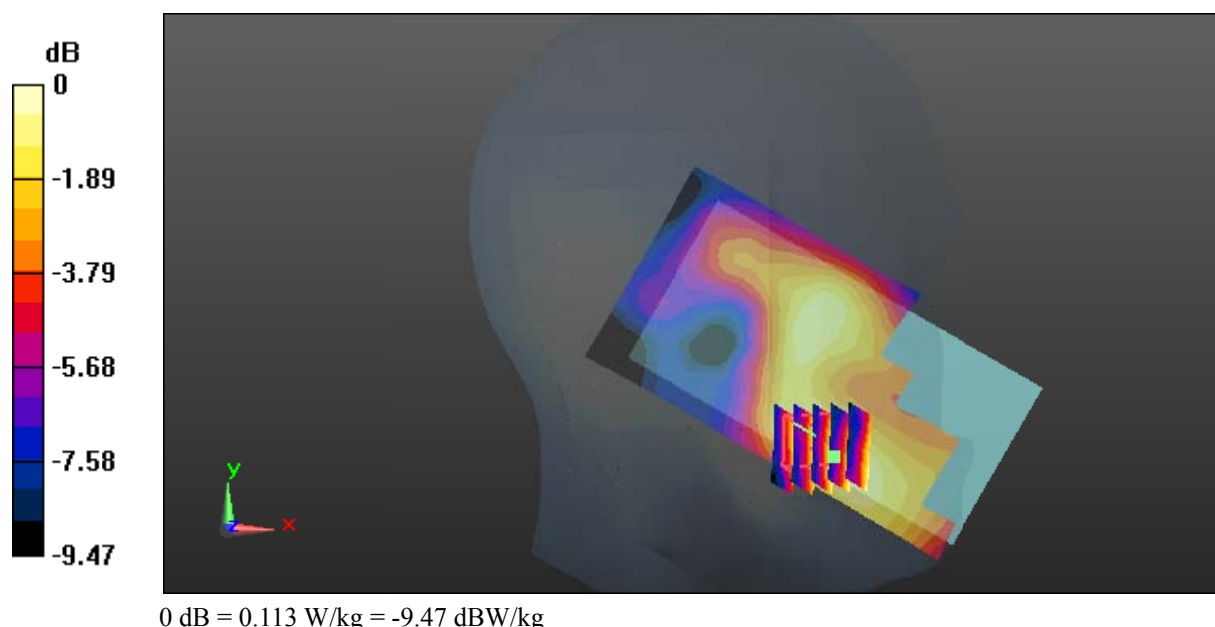
Zoom Scan (5x5x7)/Cube 0: Measurement grid: dx=8mm, dy=8mm, dz=5mm

Reference Value = 4.566 V/m; Power Drift = -0.08 dB

Peak SAR (extrapolated) = 0.130 W/kg

SAR(1 g) = 0.087 W/kg; SAR(10 g) = 0.058 W/kg

Maximum value of SAR (measured) = 0.113 W/kg



Test Plot 11#: GSM 1900_Head Left Tilt_Middle**DUT: Mobile phone; Type: VIVO XL3; Serial: 17101700121**

Communication System: Generic GSM; Frequency: 1880 MHz; Duty Cycle: 1:8
Medium parameters used: $f = 1880$ MHz; $\sigma = 1.378$ S/m; $\epsilon_r = 40.773$; $\rho = 1000$ kg/m³ ;
Phantom section: Left Section

DASY5 Configuration:

- Probe: EX3DV4 - SN7329; ConvF(8.18, 8.18, 8.18); Calibrated: 2017/3/13;
- Sensor-Surface: 1.4mm (Mechanical Surface Detection)
- Electronics: DAE4 Sn772; Calibrated: 2017/10/9
- Phantom: Twin SAM; Type: Twin SAM V5.0; Serial: 1412
- Measurement SW: DASY52, Version 52.8 (8);

Area Scan (61x121x1): Interpolated grid: dx=1.500 mm, dy=1.500 mm

Maximum value of SAR (interpolated) = 0.0925 W/kg

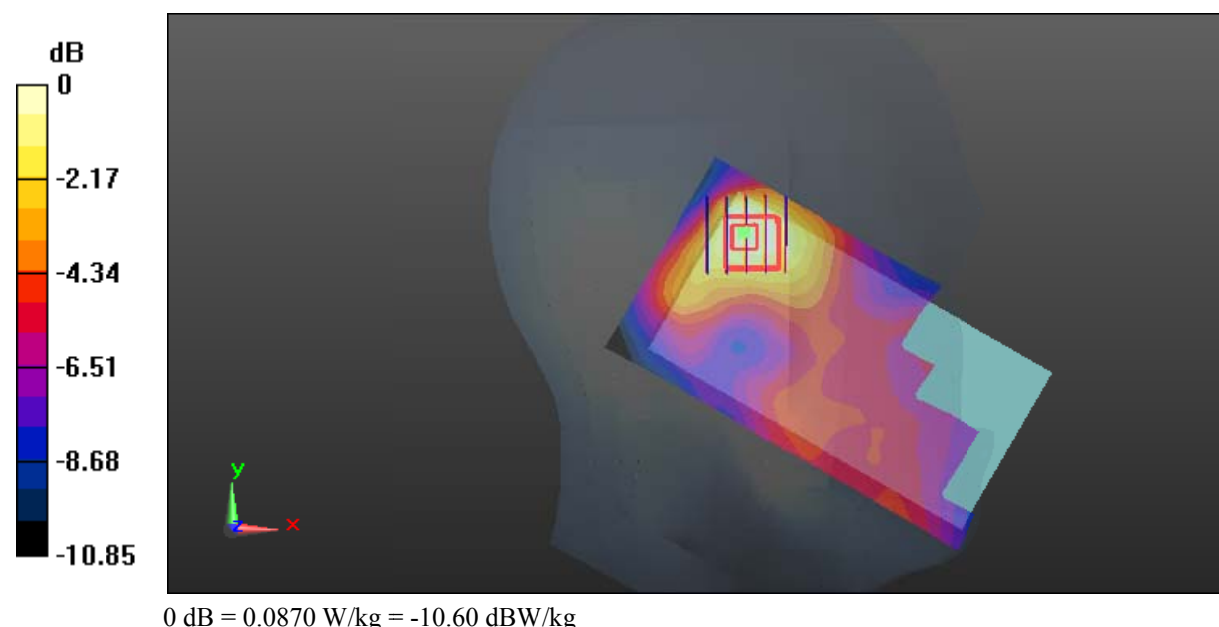
Zoom Scan (5x5x7)/Cube 0: Measurement grid: dx=8mm, dy=8mm, dz=5mm

Reference Value = 5.364 V/m; Power Drift = 0.13 dB

Peak SAR (extrapolated) = 0.111 W/kg

SAR(1 g) = 0.065 W/kg; SAR(10 g) = 0.041 W/kg

Maximum value of SAR (measured) = 0.0870 W/kg



Test Plot 12#: GSM 1900_Head Right Cheek_Middle**DUT: Mobile phone; Type: VIVO XL3; Serial: 17101700121**

Communication System: Generic GSM; Frequency: 1880 MHz; Duty Cycle: 1:8
Medium parameters used: $f = 1880$ MHz; $\sigma = 1.378$ S/m; $\epsilon_r = 40.773$; $\rho = 1000$ kg/m³ ;
Phantom section: Right Section

DASY5 Configuration:

- Probe: EX3DV4 - SN7329; ConvF(8.18, 8.18, 8.18); Calibrated: 2017/3/13;
- Sensor-Surface: 1.4mm (Mechanical Surface Detection)
- Electronics: DAE4 Sn772; Calibrated: 2017/10/9
- Phantom: Twin SAM; Type: Twin SAM V5.0; Serial: 1412
- Measurement SW: DASY52, Version 52.8 (8);

Area Scan (61x121x1): Interpolated grid: dx=1.500 mm, dy=1.500 mm

Maximum value of SAR (interpolated) = 0.118 W/kg

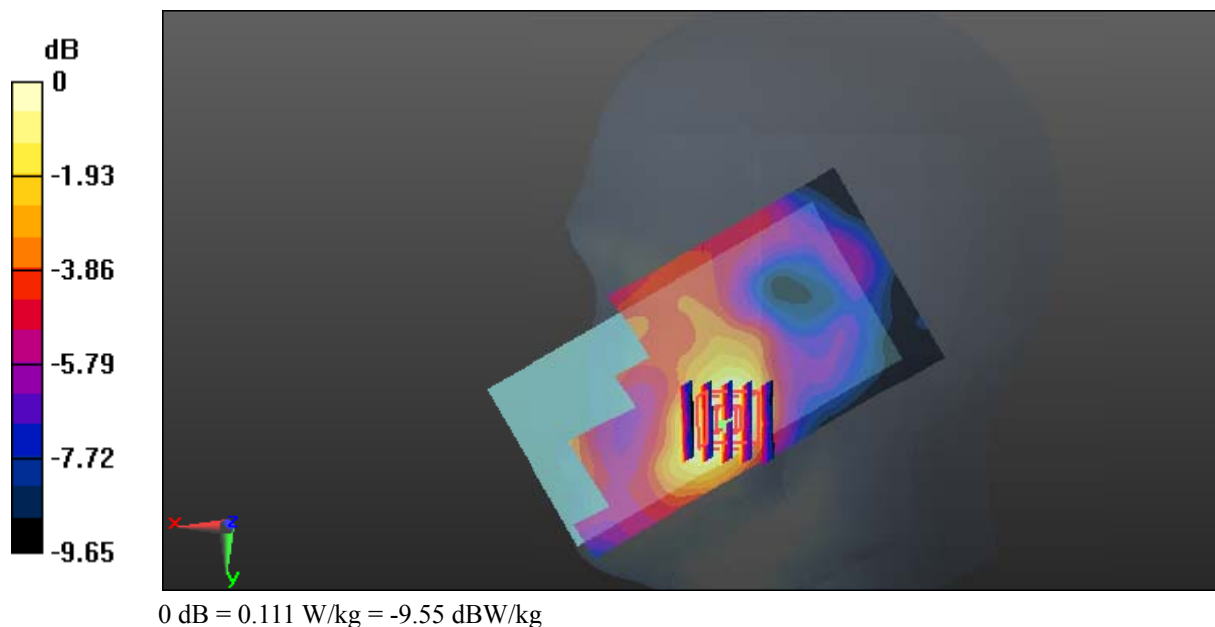
Zoom Scan (5x5x7)/Cube 0: Measurement grid: dx=8mm, dy=8mm, dz=5mm

Reference Value = 3.632 V/m; Power Drift = 0.14 dB

Peak SAR (extrapolated) = 0.131 W/kg

SAR(1 g) = 0.082 W/kg; SAR(10 g) = 0.054 W/kg

Maximum value of SAR (measured) = 0.111 W/kg



Test Plot 13#: GSM 1900_Head Right Tilt_Middle**DUT: Mobile phone; Type: VIVO XL3; Serial: 17101700121**

Communication System: Generic GSM; Frequency: 1880 MHz; Duty Cycle: 1:8
Medium parameters used: $f = 1880$ MHz; $\sigma = 1.378$ S/m; $\epsilon_r = 40.773$; $\rho = 1000$ kg/m³ ;
Phantom section: Right Section

DASY5 Configuration:

- Probe: EX3DV4 - SN7329; ConvF(8.18, 8.18, 8.18); Calibrated: 2017/3/13;
- Sensor-Surface: 1.4mm (Mechanical Surface Detection)
- Electronics: DAE4 Sn772; Calibrated: 2017/10/9
- Phantom: Twin SAM; Type: Twin SAM V5.0; Serial: 1412
- Measurement SW: DASY52, Version 52.8 (8);

Area Scan (61x121x1): Interpolated grid: dx=1.500 mm, dy=1.500 mm

Maximum value of SAR (interpolated) = 0.0407 W/kg

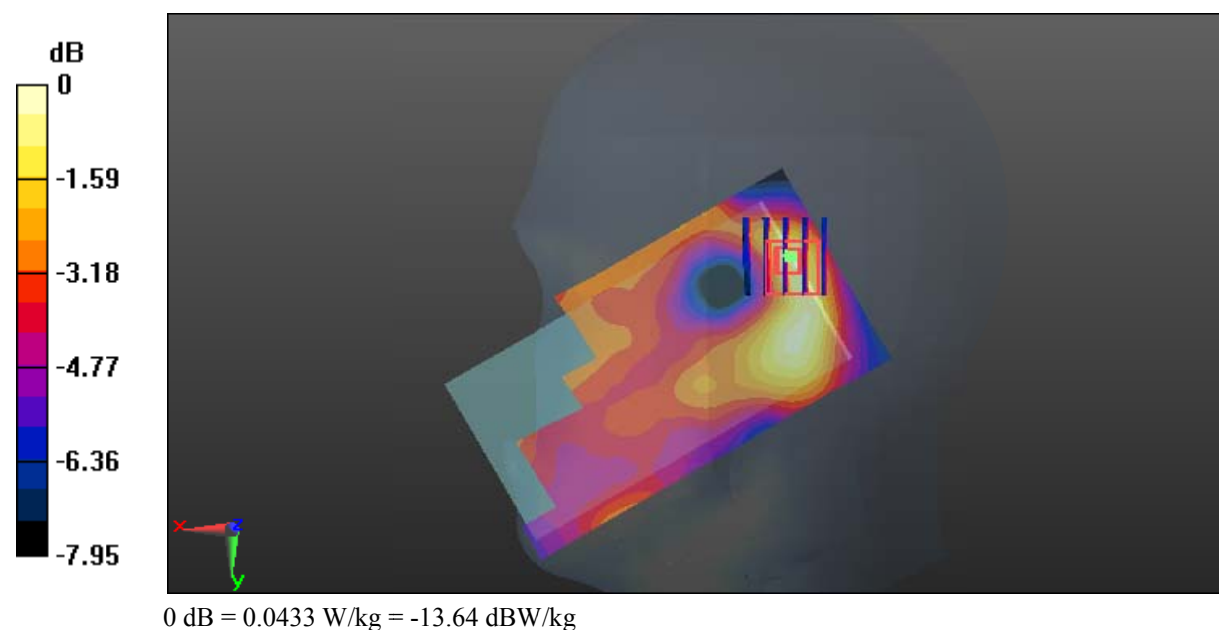
Zoom Scan (5x5x7)/Cube 0: Measurement grid: dx=8mm, dy=8mm, dz=5mm

Reference Value = 4.448 V/m; Power Drift = 0.15 dB

Peak SAR (extrapolated) = 0.0550 W/kg

SAR(1 g) = 0.030 W/kg; SAR(10 g) = 0.019 W/kg

Maximum value of SAR (measured) = 0.0433 W/kg



Test Plot 14#: GSM 1900_Body Worn Back_Middle**DUT: Mobile phone; Type: VIVO XL3; Serial: 17101700121**

Communication System: Generic GSM; Frequency: 1880 MHz; Duty Cycle: 1:8
Medium parameters used: $f = 1880$ MHz; $\sigma = 1.494$ S/m; $\epsilon_r = 53.649$; $\rho = 1000$ kg/m³ ;
Phantom section: Left Section

DASY5 Configuration:

- Probe: EX3DV4 - SN7329; ConvF(7.77, 7.77, 7.77); Calibrated: 2017/3/13;
- Sensor-Surface: 1.4mm (Mechanical Surface Detection)
- Electronics: DAE4 Sn772; Calibrated: 2017/10/9
- Phantom: Triple Flat Phantom 5.1C; Type: QD 000 P51 CA; Serial: 1130
- Measurement SW: DASY52, Version 52.8 (8);

Area Scan (61x121x1): Interpolated grid: dx=1.500 mm, dy=1.500 mm

Maximum value of SAR (interpolated) = 0.696 W/kg

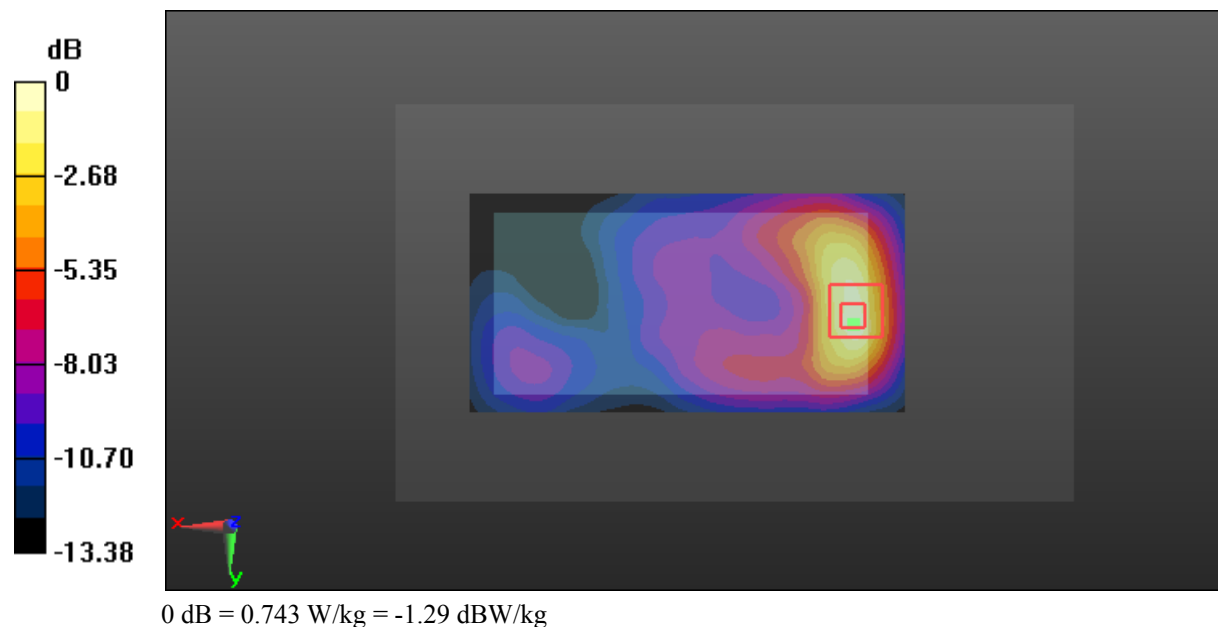
Zoom Scan (5x5x7)/Cube 0: Measurement grid: dx=8mm, dy=8mm, dz=5mm

Reference Value = 7.054 V/m; Power Drift = -0.17 dB

Peak SAR (extrapolated) = 0.868 W/kg

SAR(1 g) = 0.509 W/kg; SAR(10 g) = 0.283 W/kg

Maximum value of SAR (measured) = 0.743 W/kg



Test Plot 15#: GSM 1900_Body Back_Middle**DUT: Mobile phone; Type: VIVO XL3; Serial: 17101700121**

Communication System: Generic GPRS-3 slots; Frequency: 1880 MHz; Duty Cycle: 1:2.66
Medium parameters used: $f = 1880$ MHz; $\sigma = 1.494$ S/m; $\epsilon_r = 53.649$; $\rho = 1000$ kg/m³ ;
Phantom section: Left Section

DASY5 Configuration:

- Probe: EX3DV4 - SN7329; ConvF(7.77, 7.77, 7.77); Calibrated: 2017/3/13;
- Sensor-Surface: 1.4mm (Mechanical Surface Detection)
- Electronics: DAE4 Sn772; Calibrated: 2017/10/9
- Phantom: Triple Flat Phantom 5.1C; Type: QD 000 P51 CA; Serial: 1130
- Measurement SW: DASY52, Version 52.8 (8);

Area Scan (61x121x1): Interpolated grid: dx=1.500 mm, dy=1.500 mm

Maximum value of SAR (interpolated) = 0.672 W/kg

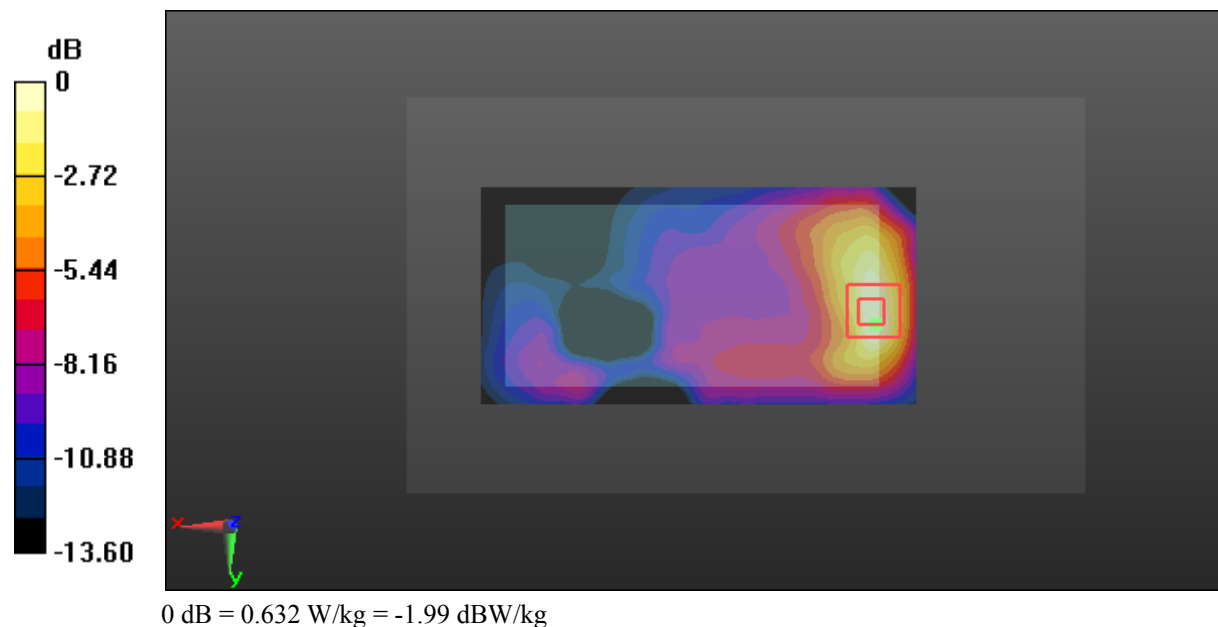
Zoom Scan (5x5x7)/Cube 0: Measurement grid: dx=8mm, dy=8mm, dz=5mm

Reference Value = 6.263 V/m; Power Drift = 0.17 dB

Peak SAR (extrapolated) = 0.792 W/kg

SAR(1 g) = 0.449 W/kg; SAR(10 g) = 0.248 W/kg

Maximum value of SAR (measured) = 0.632 W/kg



Test Plot 16#: GSM 1900_Body Left_Middle**DUT: Mobile phone; Type: VIVO XL3; Serial: 17101700121**

Communication System: Generic GPRS-3 slots; Frequency: 1880 MHz; Duty Cycle: 1:2.66
Medium parameters used: $f = 1880$ MHz; $\sigma = 1.494$ S/m; $\epsilon_r = 53.649$; $\rho = 1000$ kg/m³ ;
Phantom section: Left Section

DASY5 Configuration:

- Probe: EX3DV4 - SN7329; ConvF(7.77, 7.77, 7.77); Calibrated: 2017/3/13;
- Sensor-Surface: 1.4mm (Mechanical Surface Detection)
- Electronics: DAE4 Sn772; Calibrated: 2017/10/9
- Phantom: Triple Flat Phantom 5.1C; Type: QD 000 P51 CA; Serial: 1130
- Measurement SW: DASY52, Version 52.8 (8);

Area Scan (41x121x1): Interpolated grid: dx=1.500 mm, dy=1.500 mm

Maximum value of SAR (interpolated) = 0.143 W/kg


Zoom Scan (5x5x7)/Cube 0: Measurement grid: dx=8mm, dy=8mm, dz=5mm

Reference Value = 9.289 V/m; Power Drift = -0.09 dB

Peak SAR (extrapolated) = 0.189 W/kg

SAR(1 g) = 0.116 W/kg; SAR(10 g) = 0.072 W/kg

Maximum value of SAR (measured) = 0.163 W/kg



Test Plot 17#: GSM 1900_Body Right_Middle**DUT: Mobile phone; Type: VIVO XL3; Serial: 17101700121**

Communication System: Generic GPRS-3 slots; Frequency: 1880 MHz; Duty Cycle: 1:2.66
Medium parameters used: $f = 1880$ MHz; $\sigma = 1.494$ S/m; $\epsilon_r = 53.649$; $\rho = 1000$ kg/m³ ;
Phantom section: Left Section

DASY5 Configuration:

- Probe: EX3DV4 - SN7329; ConvF(7.77, 7.77, 7.77); Calibrated: 2017/3/13;
- Sensor-Surface: 1.4mm (Mechanical Surface Detection)
- Electronics: DAE4 Sn772; Calibrated: 2017/10/9
- Phantom: Triple Flat Phantom 5.1C; Type: QD 000 P51 CA; Serial: 1130
- Measurement SW: DASY52, Version 52.8 (8);

Area Scan (41x121x1): Interpolated grid: dx=1.500 mm, dy=1.500 mm

Maximum value of SAR (interpolated) = 0.134 W/kg


Zoom Scan (5x5x7)/Cube 0: Measurement grid: dx=8mm, dy=8mm, dz=5mm

Reference Value = 8.631 V/m; Power Drift = -0.01 dB

Peak SAR (extrapolated) = 0.164 W/kg

SAR(1 g) = 0.102 W/kg; SAR(10 g) = 0.066 W/kg

Maximum value of SAR (measured) = 0.140 W/kg



Test Plot 18#: GSM 1900_Body Bottom_Low

DUT: Mobile phone; Type: VIVO XL3; Serial: 17101700121

Communication System: Generic GPRS-3 slots; Frequency: 1850.2 MHz; Duty Cycle: 1:2.66
 Medium parameters used: $f = 1850.2 \text{ MHz}$; $\sigma = 1.466 \text{ S/m}$; $\epsilon_r = 54.183$; $\rho = 1000 \text{ kg/m}^3$;
 Phantom section: Left Section

DASY5 Configuration:

- Probe: EX3DV4 - SN7329; ConvF(7.77, 7.77, 7.77); Calibrated: 2017/3/13;
- Sensor-Surface: 1.4mm (Mechanical Surface Detection)
- Electronics: DAE4 Sn772; Calibrated: 2017/10/9
- Phantom: Triple Flat Phantom 5.1C; Type: QD 000 P51 CA; Serial: 1130
- Measurement SW: DASY52, Version 52.8 (8);

Area Scan (61x41x1): Interpolated grid: $dx=1.500 \text{ mm}$, $dy=1.500 \text{ mm}$

Maximum value of SAR (interpolated) = 2.07 W/kg


Zoom Scan (5x5x7)/Cube 0: Measurement grid: $dx=8\text{mm}$, $dy=8\text{mm}$, $dz=5\text{mm}$

Reference Value = 28.52 V/m; Power Drift = 0.02 dB

Peak SAR (extrapolated) = 2.10 W/kg

SAR(1 g) = 1.2 W/kg; SAR(10 g) = 0.642 W/kg

Maximum value of SAR (measured) = 1.79 W/kg



0 dB = 1.79 W/kg = 2.53 dBW/kg

Test Plot 19#: GSM 1900_Body Bottom_Middle**DUT: Mobile phone; Type: VIVO XL3; Serial: 17101700121**

Communication System: Generic GPRS-3 slots; Frequency: 1880 MHz; Duty Cycle: 1:2.66
Medium parameters used: $f = 1880$ MHz; $\sigma = 1.494$ S/m; $\epsilon_r = 53.649$; $\rho = 1000$ kg/m³ ;
Phantom section: Left Section

DASY5 Configuration:

- Probe: EX3DV4 - SN7329; ConvF(7.77, 7.77, 7.77); Calibrated: 2017/3/13;
- Sensor-Surface: 1.4mm (Mechanical Surface Detection)
- Electronics: DAE4 Sn772; Calibrated: 2017/10/9
- Phantom: Triple Flat Phantom 5.1C; Type: QD 000 P51 CA; Serial: 1130
- Measurement SW: DASY52, Version 52.8 (8);

Area Scan (61x41x1): Interpolated grid: dx=1.500 mm, dy=1.500 mm

Maximum value of SAR (interpolated) = 1.93 W/kg

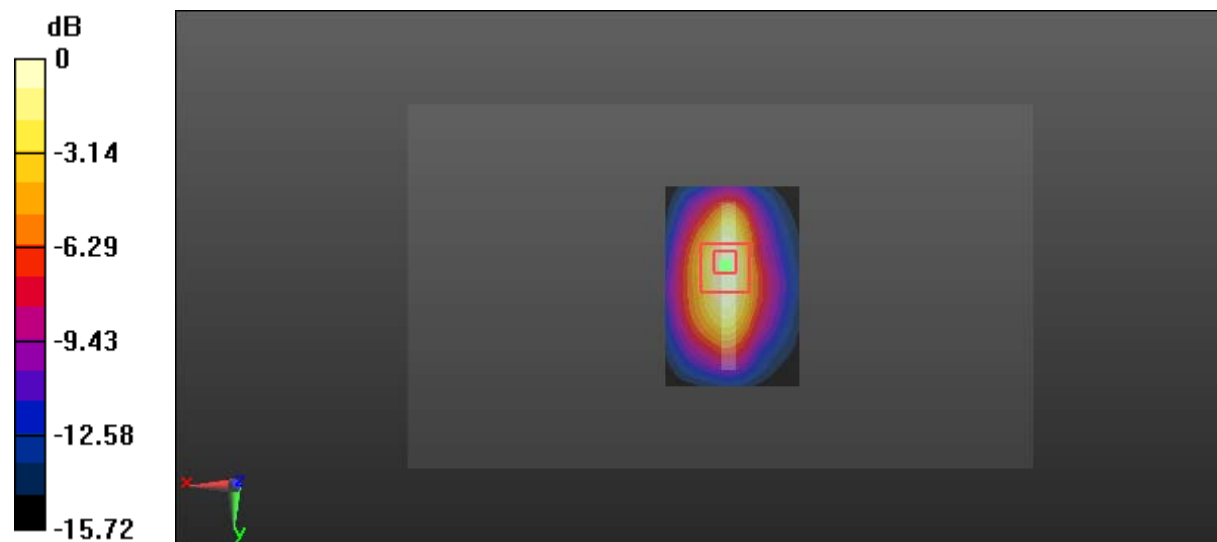
Zoom Scan (5x5x7)/Cube 0: Measurement grid: dx=8mm, dy=8mm, dz=5mm

Reference Value = 27.32 V/m; Power Drift = 0.09 dB

Peak SAR (extrapolated) = 2.03 W/kg

SAR(1 g) = 1.15 W/kg; SAR(10 g) = 0.612 W/kg

Maximum value of SAR (measured) = 1.70 W/kg



0 dB = 1.70 W/kg = 2.30 dBW/kg

Test Plot 20#: GSM 1900_Body Bottom_High**DUT: Mobile phone; Type: VIVO XL3; Serial: 17101700121**

Communication System: Generic GPRS-3 slots; Frequency: 1909.8 MHz; Duty Cycle: 1:2.66
Medium parameters used: $f = 1909.8$ MHz; $\sigma = 1.511$ S/m; $\epsilon_r = 53.715$; $\rho = 1000$ kg/m³ ;
Phantom section: Left Section

DASY5 Configuration:

- Probe: EX3DV4 - SN7329; ConvF(7.77, 7.77, 7.77); Calibrated: 2017/3/13;
- Sensor-Surface: 1.4mm (Mechanical Surface Detection)
- Electronics: DAE4 Sn772; Calibrated: 2017/10/9
- Phantom: Triple Flat Phantom 5.1C; Type: QD 000 P51 CA; Serial: 1130
- Measurement SW: DASY52, Version 52.8 (8);

Area Scan (61x41x1): Interpolated grid: dx=1.500 mm, dy=1.500 mm

Maximum value of SAR (interpolated) = 1.64 W/kg

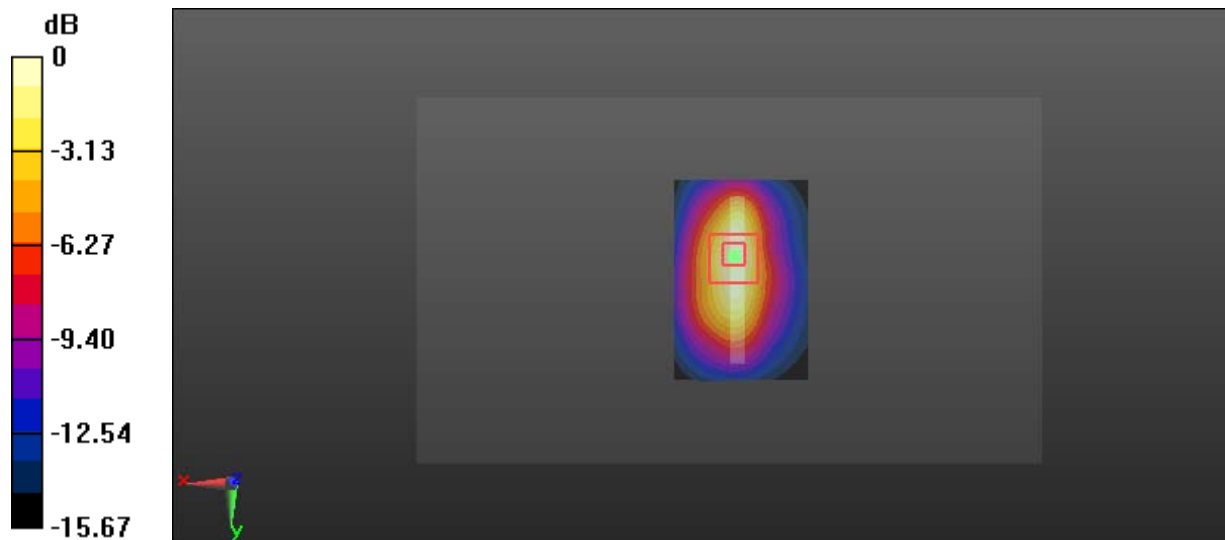
Zoom Scan (5x5x7)/Cube 0: Measurement grid: dx=8mm, dy=8mm, dz=5mm

Reference Value = 24.63 V/m; Power Drift = 0.10 dB

Peak SAR (extrapolated) = 1.69 W/kg

SAR(1 g) = 0.964 W/kg; SAR(10 g) = 0.510 W/kg

Maximum value of SAR (measured) = 1.44 W/kg



0 dB = 1.44 W/kg = 1.58 dBW/kg

Test Plot 21#: WCDMA Band 2_Head Left Cheek_Middle**DUT: Mobile phone; Type: VIVO XL3; Serial: 17101700121**

Communication System: WCDMA; Frequency: 1880 MHz; Duty Cycle: 1:1
Medium parameters used: $f = 1880$ MHz; $\sigma = 1.378$ S/m; $\epsilon_r = 40.773$; $\rho = 1000$ kg/m³ ;
Phantom section: Left Section

DASY5 Configuration:

- Probe: EX3DV4 - SN7329; ConvF(8.18, 8.18, 8.18); Calibrated: 2017/3/13;
- Sensor-Surface: 1.4mm (Mechanical Surface Detection)
- Electronics: DAE4 Sn772; Calibrated: 2017/10/9
- Phantom: Twin SAM; Type: Twin SAM V5.0; Serial: 1412
- Measurement SW: DASY52, Version 52.8 (8);

Area Scan (61x121x1): Interpolated grid: dx=1.500 mm, dy=1.500 mm

Maximum value of SAR (interpolated) = 0.226 W/kg

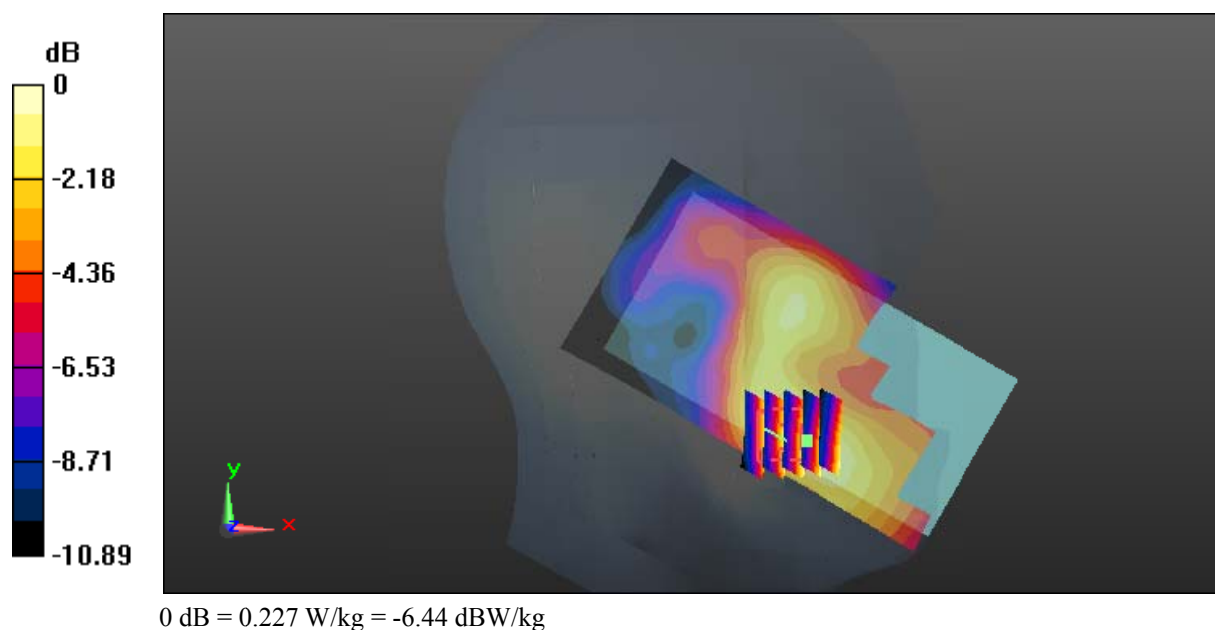
Zoom Scan (5x5x7)/Cube 0: Measurement grid: dx=8mm, dy=8mm, dz=5mm

Reference Value = 4.944 V/m; Power Drift = 0.06 dB

Peak SAR (extrapolated) = 0.266 W/kg

SAR(1 g) = 0.166 W/kg; SAR(10 g) = 0.107 W/kg

Maximum value of SAR (measured) = 0.227 W/kg



Test Plot 22#: WCDMA Band 2_Head Left Tilt_Middle**DUT: Mobile phone; Type: VIVO XL3; Serial: 17101700121**

Communication System: WCDMA; Frequency: 1880 MHz; Duty Cycle: 1:1
Medium parameters used: $f = 1880$ MHz; $\sigma = 1.378$ S/m; $\epsilon_r = 40.773$; $\rho = 1000$ kg/m³ ;
Phantom section: Left Section

DASY5 Configuration:

- Probe: EX3DV4 - SN7329; ConvF(8.18, 8.18, 8.18); Calibrated: 2017/3/13;
- Sensor-Surface: 1.4mm (Mechanical Surface Detection)
- Electronics: DAE4 Sn772; Calibrated: 2017/10/9
- Phantom: Twin SAM; Type: Twin SAM V5.0; Serial: 1412
- Measurement SW: DASY52, Version 52.8 (8);

Area Scan (61x121x1): Interpolated grid: dx=1.500 mm, dy=1.500 mm

Maximum value of SAR (interpolated) = 0.165 W/kg

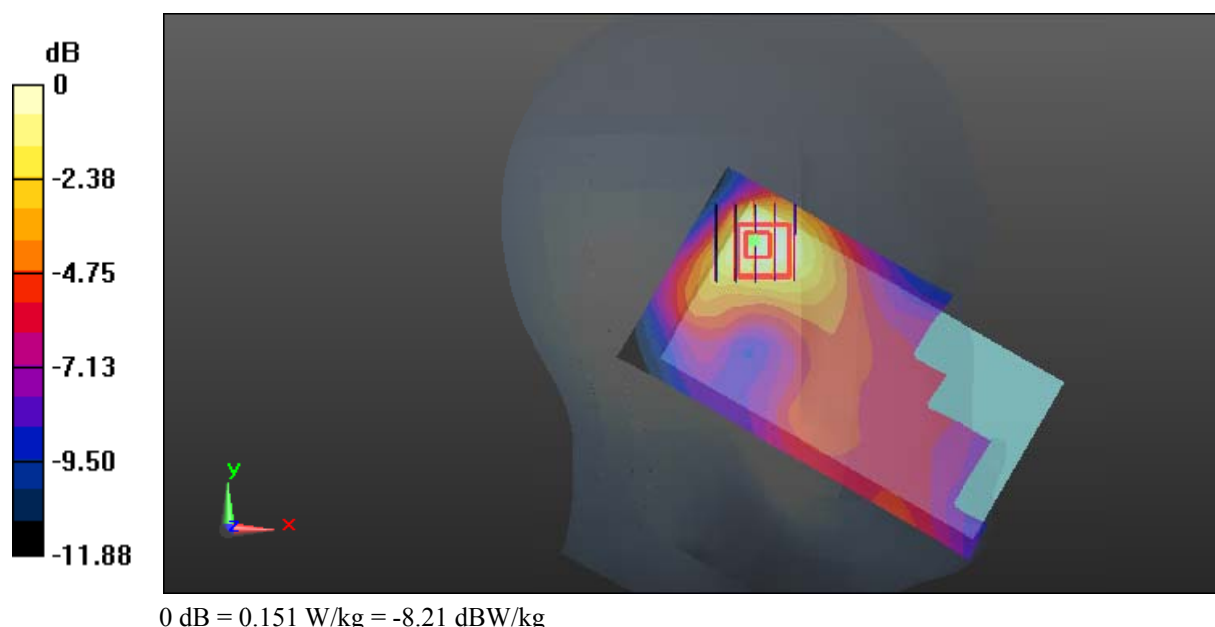
Zoom Scan (5x5x7)/Cube 0: Measurement grid: dx=8mm, dy=8mm, dz=5mm

Reference Value = 6.468 V/m; Power Drift = 0.18 dB

Peak SAR (extrapolated) = 0.193 W/kg

SAR(1 g) = 0.111 W/kg; SAR(10 g) = 0.068 W/kg

Maximum value of SAR (measured) = 0.151 W/kg



Test Plot 23#: WCDMA Band 2_Head Right Cheek_Middle**DUT: Mobile phone; Type: VIVO XL3; Serial: 17101700121**

Communication System: WCDMA; Frequency: 1880 MHz; Duty Cycle: 1:1
Medium parameters used: $f = 1880$ MHz; $\sigma = 1.378$ S/m; $\epsilon_r = 40.773$; $\rho = 1000$ kg/m³ ;
Phantom section: Right Section

DASY5 Configuration:

- Probe: EX3DV4 - SN7329; ConvF(8.18, 8.18, 8.18); Calibrated: 2017/3/13;
- Sensor-Surface: 1.4mm (Mechanical Surface Detection)
- Electronics: DAE4 Sn772; Calibrated: 2017/10/9
- Phantom: Twin SAM; Type: Twin SAM V5.0; Serial: 1412
- Measurement SW: DASY52, Version 52.8 (8);

Area Scan (61x121x1): Interpolated grid: $dx=1.500$ mm, $dy=1.500$ mm

Maximum value of SAR (interpolated) = 0.281 W/kg

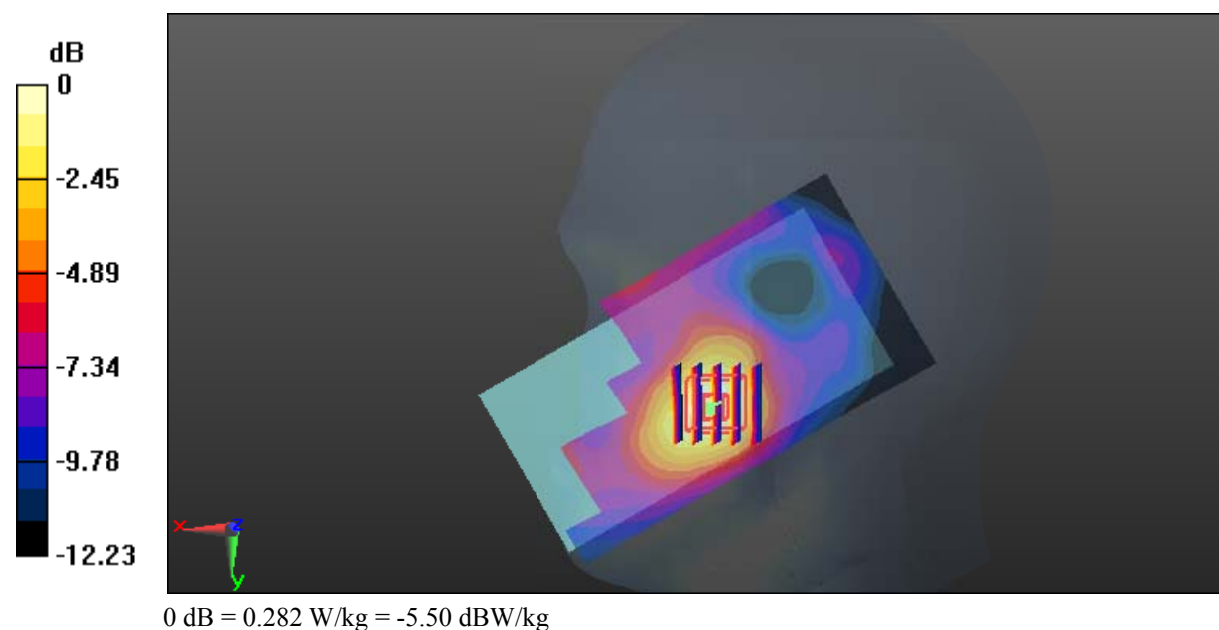
Zoom Scan (5x5x7)/Cube 0: Measurement grid: $dx=8$ mm, $dy=8$ mm, $dz=5$ mm

Reference Value = 5.075 V/m; Power Drift = 0.15 dB

Peak SAR (extrapolated) = 0.340 W/kg

SAR(1 g) = 0.207 W/kg; SAR(10 g) = 0.126 W/kg

Maximum value of SAR (measured) = 0.282 W/kg



Test Plot 24#: WCDMA Band 2_Head Right Tilt_Middle**DUT: Mobile phone; Type: VIVO XL3; Serial: 17101700121**

Communication System: WCDMA; Frequency: 1880 MHz; Duty Cycle: 1:1
Medium parameters used: $f = 1880$ MHz; $\sigma = 1.378$ S/m; $\epsilon_r = 40.773$; $\rho = 1000$ kg/m³ ;
Phantom section: Right Section

DASY5 Configuration:

- Probe: EX3DV4 - SN7329; ConvF(8.18, 8.18, 8.18); Calibrated: 2017/3/13;
- Sensor-Surface: 1.4mm (Mechanical Surface Detection)
- Electronics: DAE4 Sn772; Calibrated: 2017/10/9
- Phantom: Twin SAM; Type: Twin SAM V5.0; Serial: 1412
- Measurement SW: DASY52, Version 52.8 (8);

Area Scan (61x121x1): Interpolated grid: dx=1.500 mm, dy=1.500 mm

Maximum value of SAR (interpolated) = 0.0992 W/kg

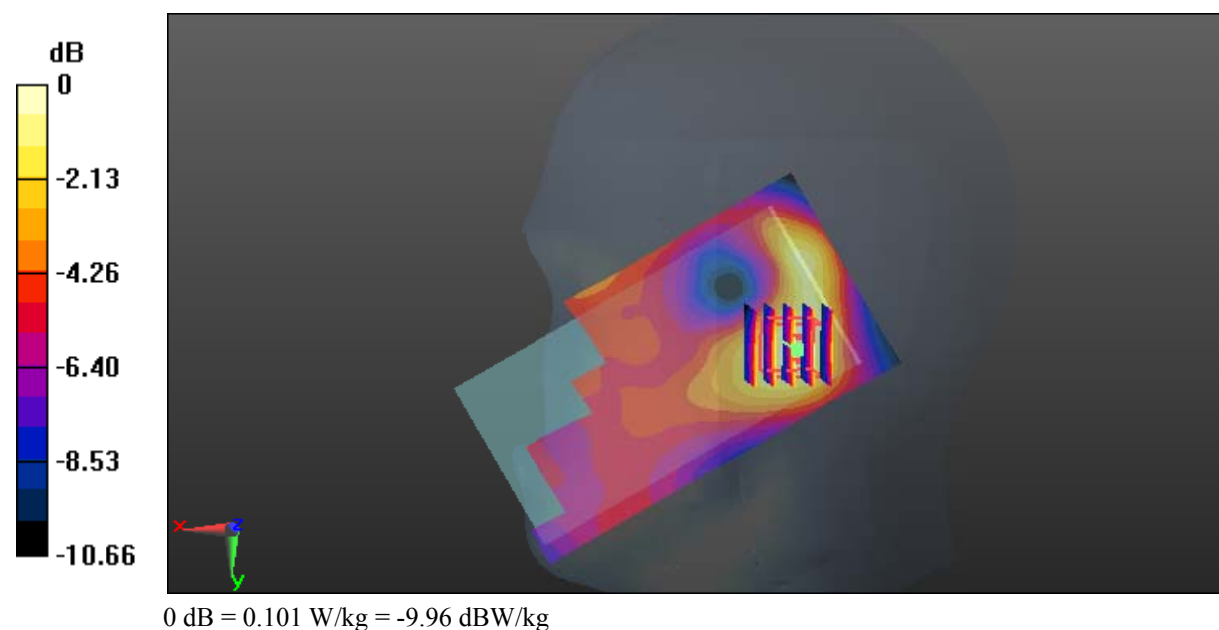
Zoom Scan (5x5x7)/Cube 0: Measurement grid: dx=8mm, dy=8mm, dz=5mm

Reference Value = 6.584 V/m; Power Drift = -0.20 dB

Peak SAR (extrapolated) = 0.117 W/kg

SAR(1 g) = 0.073 W/kg; SAR(10 g) = 0.045 W/kg

Maximum value of SAR (measured) = 0.101 W/kg



Test Plot 25#: WCDMA Band 2_Body Back_Middle

DUT: Mobile phone; Type: VIVO XL3; Serial: 17101700121

Communication System: Generic WCDMA; Frequency: 1880 MHz;Duty Cycle: 1:1
 Medium parameters used: $f = 1880$ MHz; $\sigma = 1.494$ S/m; $\epsilon_r = 53.649$; $\rho = 1000$ kg/m³ ;
 Phantom section: Left Section

DASY5 Configuration:

- Probe: EX3DV4 - SN7329; ConvF(7.77, 7.77, 7.77); Calibrated: 2017/3/13;
- Sensor-Surface: 1.4mm (Mechanical Surface Detection)
- Electronics: DAE4 Sn772;Calibrated: 2017/10/9
- Phantom: Triple Flat Phantom 5.1C; Type: QD 000 P51 CA; Serial: 1130
- Measurement SW: DASY52, Version 52.8 (8);

Area Scan (61x121x1): Interpolated grid: dx=1.500 mm, dy=1.500 mm

Maximum value of SAR (interpolated) = 0.779 W/kg

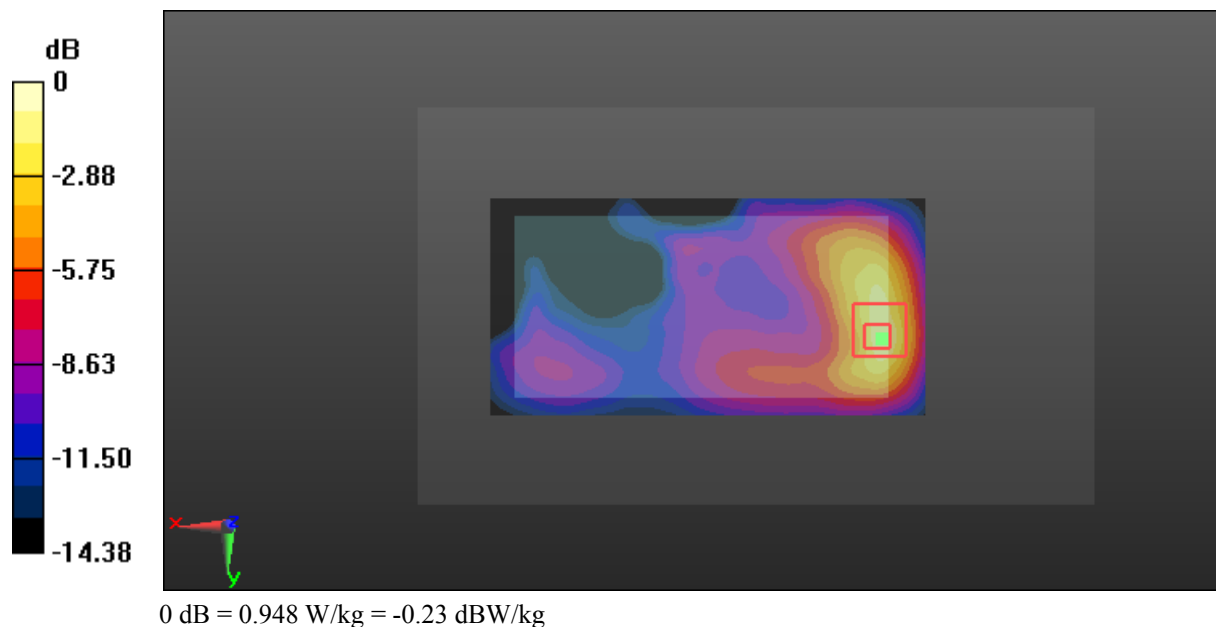
Zoom Scan (5x5x7)/Cube 0: Measurement grid: dx=8mm, dy=8mm, dz=5mm

Reference Value = 7.801 V/m; Power Drift = -0.12 dB

Peak SAR (extrapolated) = 1.17 W/kg

SAR(1 g) = 0.660 W/kg; SAR(10 g) = 0.355 W/kg

Maximum value of SAR (measured) = 0.948 W/kg



Test Plot 26#: WCDMA Band 2_Body Left_Middle**DUT: Mobile phone; Type: VIVO XL3; Serial: 17101700121**

Communication System: Generic WCDMA; Frequency: 1880 MHz; Duty Cycle: 1:1
Medium parameters used: $f = 1880$ MHz; $\sigma = 1.494$ S/m; $\epsilon_r = 53.649$; $\rho = 1000$ kg/m³ ;
Phantom section: Left Section

DASY5 Configuration:

- Probe: EX3DV4 - SN7329; ConvF(7.77, 7.77, 7.77); Calibrated: 2017/3/13;
- Sensor-Surface: 1.4mm (Mechanical Surface Detection)
- Electronics: DAE4 Sn772; Calibrated: 2017/10/9
- Phantom: Triple Flat Phantom 5.1C; Type: QD 000 P51 CA; Serial: 1130
- Measurement SW: DASY52, Version 52.8 (8);

Area Scan (41x121x1): Interpolated grid: dx=1.500 mm, dy=1.500 mm

Maximum value of SAR (interpolated) = 0.133 W/kg


Zoom Scan (5x5x7)/Cube 0: Measurement grid: dx=8mm, dy=8mm, dz=5mm

Reference Value = 7.457 V/m; Power Drift = 0.14 dB

Peak SAR (extrapolated) = 0.157 W/kg

SAR(1 g) = 0.093 W/kg; SAR(10 g) = 0.057 W/kg

Maximum value of SAR (measured) = 0.134 W/kg



Test Plot 27#: WCDMA Band 2_Body Right_Middle**DUT: Mobile phone; Type: VIVO XL3; Serial: 17101700121**

Communication System: Generic WCDMA; Frequency: 1880 MHz; Duty Cycle: 1:1
Medium parameters used: $f = 1880$ MHz; $\sigma = 1.494$ S/m; $\epsilon_r = 53.649$; $\rho = 1000$ kg/m³ ;
Phantom section: Left Section

DASY5 Configuration:

- Probe: EX3DV4 - SN7329; ConvF(7.77, 7.77, 7.77); Calibrated: 2017/3/13;
- Sensor-Surface: 1.4mm (Mechanical Surface Detection)
- Electronics: DAE4 Sn772; Calibrated: 2017/10/9
- Phantom: Triple Flat Phantom 5.1C; Type: QD 000 P51 CA; Serial: 1130
- Measurement SW: DASY52, Version 52.8 (8);

Area Scan (41x121x1): Interpolated grid: dx=1.500 mm, dy=1.500 mm

Maximum value of SAR (interpolated) = 0.199 W/kg


Zoom Scan (5x5x7)/Cube 0: Measurement grid: dx=8mm, dy=8mm, dz=5mm

Reference Value = 9.807 V/m; Power Drift = -0.01 dB

Peak SAR (extrapolated) = 0.231 W/kg

SAR(1 g) = 0.135 W/kg; SAR(10 g) = 0.079 W/kg

Maximum value of SAR (measured) = 0.196 W/kg



Test Plot 28#: WCDMA Band 2_Body Bottom_Middle**DUT: Mobile phone; Type: VIVO XL3; Serial: 17101700121**

Communication System: Generic WCDMA; Frequency: 1880 MHz; Duty Cycle: 1:1
Medium parameters used: $f = 1880$ MHz; $\sigma = 1.494$ S/m; $\epsilon_r = 53.649$; $\rho = 1000$ kg/m³ ;
Phantom section: Left Section

DASY5 Configuration:

- Probe: EX3DV4 - SN7329; ConvF(7.77, 7.77, 7.77); Calibrated: 2017/3/13;
- Sensor-Surface: 1.4mm (Mechanical Surface Detection)
- Electronics: DAE4 Sn772; Calibrated: 2017/10/9
- Phantom: Triple Flat Phantom 5.1C; Type: QD 000 P51 CA; Serial: 1130
- Measurement SW: DASY52, Version 52.8 (8);

Area Scan (61x41x1): Interpolated grid: dx=1.500 mm, dy=1.500 mm

Maximum value of SAR (interpolated) = 0.974 W/kg


Zoom Scan (5x5x7)/Cube 0: Measurement grid: dx=8mm, dy=8mm, dz=5mm

Reference Value = 20.62 V/m; Power Drift = -0.20 dB

Peak SAR (extrapolated) = 1.18 W/kg

SAR(1 g) = 0.665 W/kg; SAR(10 g) = 0.358 W/kg

Maximum value of SAR (measured) = 0.984 W/kg



Test Plot 29#: WCDMA Band 5_Head Left Cheek_Middle**DUT: Mobile phone; Type: VIVO XL3; Serial: 17101700121**

Communication System: WCDMA; Frequency: 836.6 MHz; Duty Cycle: 1:1
Medium parameters used: $f = 836.6$ MHz; $\sigma = 0.886$ S/m; $\epsilon_r = 41.65$; $\rho = 1000$ kg/m³ ;
Phantom section: Left Section

DASY5 Configuration:

- Probe: EX3DV4 - SN7329; ConvF(9.36, 9.36, 9.36); Calibrated: 2017/3/13;
- Sensor-Surface: 1.4mm (Mechanical Surface Detection)
- Electronics: DAE4 Sn772; Calibrated: 2017/10/9
- Phantom: Twin SAM; Type: Twin SAM V5.0; Serial: 1412
- Measurement SW: DASY52, Version 52.8 (8);

Area Scan (61x121x1): Interpolated grid: $dx=1.500$ mm, $dy=1.500$ mm

Maximum value of SAR (interpolated) = 0.190 W/kg

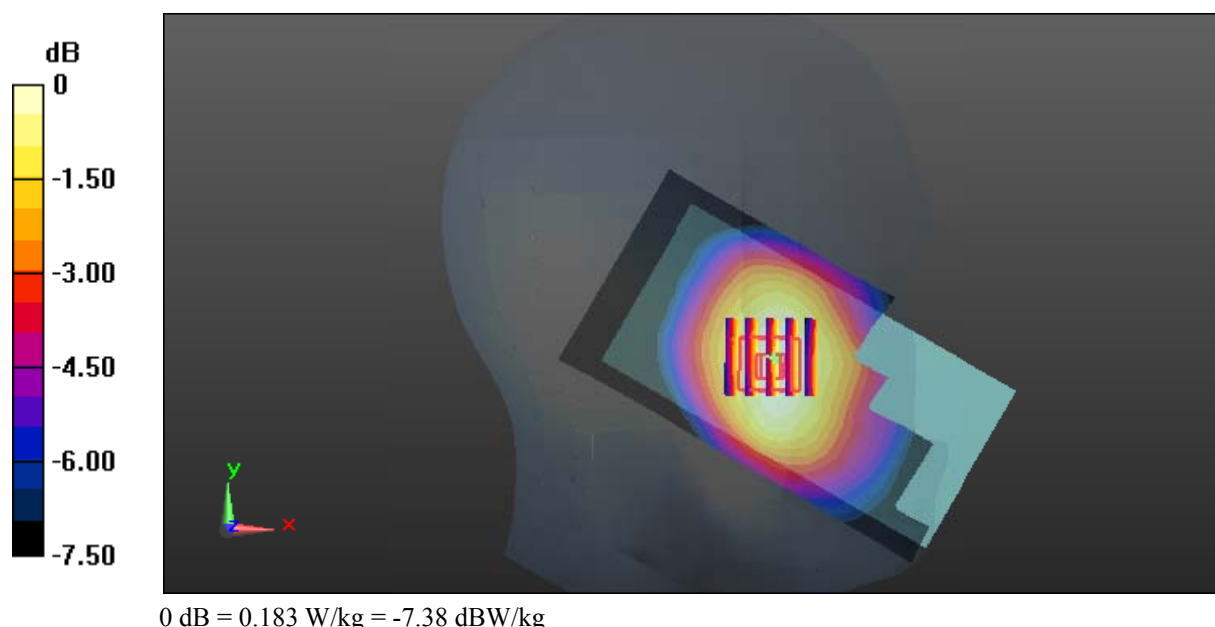
Zoom Scan (5x5x7)/Cube 0: Measurement grid: $dx=8$ mm, $dy=8$ mm, $dz=5$ mm

Reference Value = 5.356 V/m; Power Drift = 0.03 dB

Peak SAR (extrapolated) = 0.207 W/kg

SAR(1 g) = 0.156 W/kg; SAR(10 g) = 0.122 W/kg

Maximum value of SAR (measured) = 0.183 W/kg



Test Plot 30#: WCDMA Band 5_Head Left Tilt_Middle**DUT: Mobile phone; Type: VIVO XL3; Serial: 17101700121**

Communication System: WCDMA; Frequency: 836.6 MHz; Duty Cycle: 1:1
Medium parameters used: $f = 836.6$ MHz; $\sigma = 0.886$ S/m; $\epsilon_r = 41.65$; $\rho = 1000$ kg/m³ ;
Phantom section: Left Section

DASY5 Configuration:

- Probe: EX3DV4 - SN7329; ConvF(9.36, 9.36, 9.36); Calibrated: 2017/3/13;
- Sensor-Surface: 1.4mm (Mechanical Surface Detection)
- Electronics: DAE4 Sn772; Calibrated: 2017/10/9
- Phantom: Twin SAM; Type: Twin SAM V5.0; Serial: 1412
- Measurement SW: DASY52, Version 52.8 (8);

Area Scan (61x121x1): Interpolated grid: dx=1.500 mm, dy=1.500 mm

Maximum value of SAR (interpolated) = 0.108 W/kg

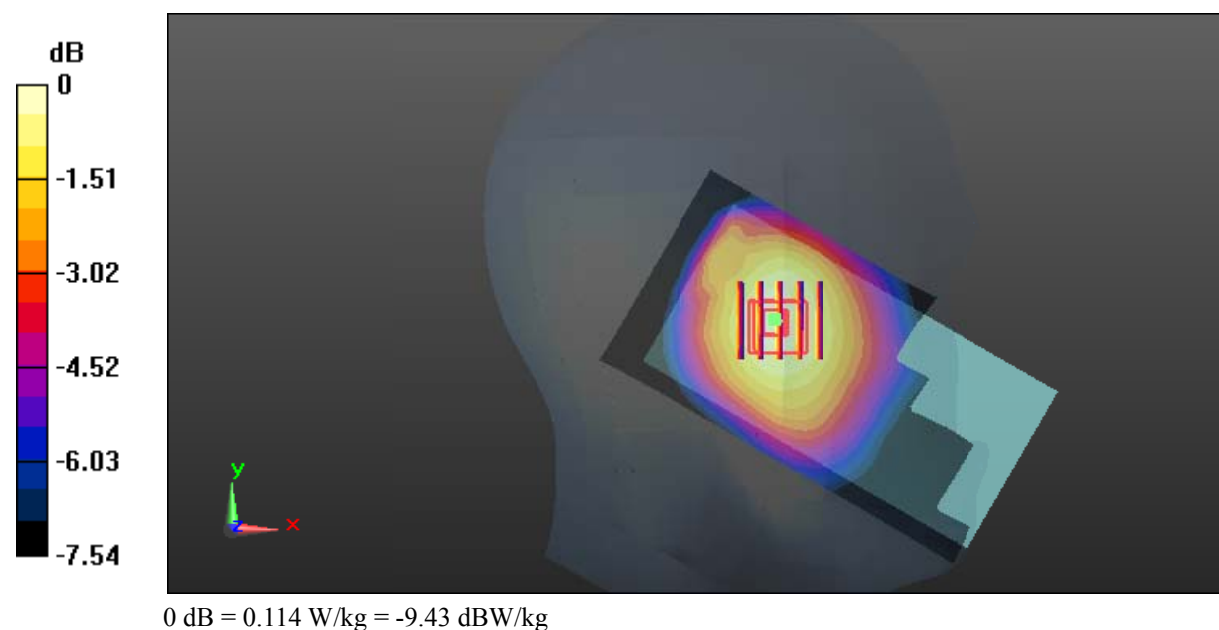
Zoom Scan (5x5x7)/Cube 0: Measurement grid: dx=8mm, dy=8mm, dz=5mm

Reference Value = 6.942 V/m; Power Drift = 0.11 dB

Peak SAR (extrapolated) = 0.123 W/kg

SAR(1 g) = 0.094 W/kg; SAR(10 g) = 0.074 W/kg

Maximum value of SAR (measured) = 0.114 W/kg



Test Plot 31#: WCDMA Band 5_Head Right Cheek_Middle**DUT: Mobile phone; Type: VIVO XL3; Serial: 17101700121**

Communication System: WCDMA; Frequency: 836.6 MHz; Duty Cycle: 1:1
Medium parameters used: $f = 836.6$ MHz; $\sigma = 0.886$ S/m; $\epsilon_r = 41.65$; $\rho = 1000$ kg/m³ ;
Phantom section: Right Section

DASY5 Configuration:

- Probe: EX3DV4 - SN7329; ConvF(9.36, 9.36, 9.36); Calibrated: 2017/3/13;
- Sensor-Surface: 1.4mm (Mechanical Surface Detection)
- Electronics: DAE4 Sn772; Calibrated: 2017/10/9
- Phantom: Twin SAM; Type: Twin SAM V5.0; Serial: 1412
- Measurement SW: DASY52, Version 52.8 (8);

Area Scan (61x121x1): Interpolated grid: dx=1.500 mm, dy=1.500 mm

Maximum value of SAR (interpolated) = 0.227 W/kg

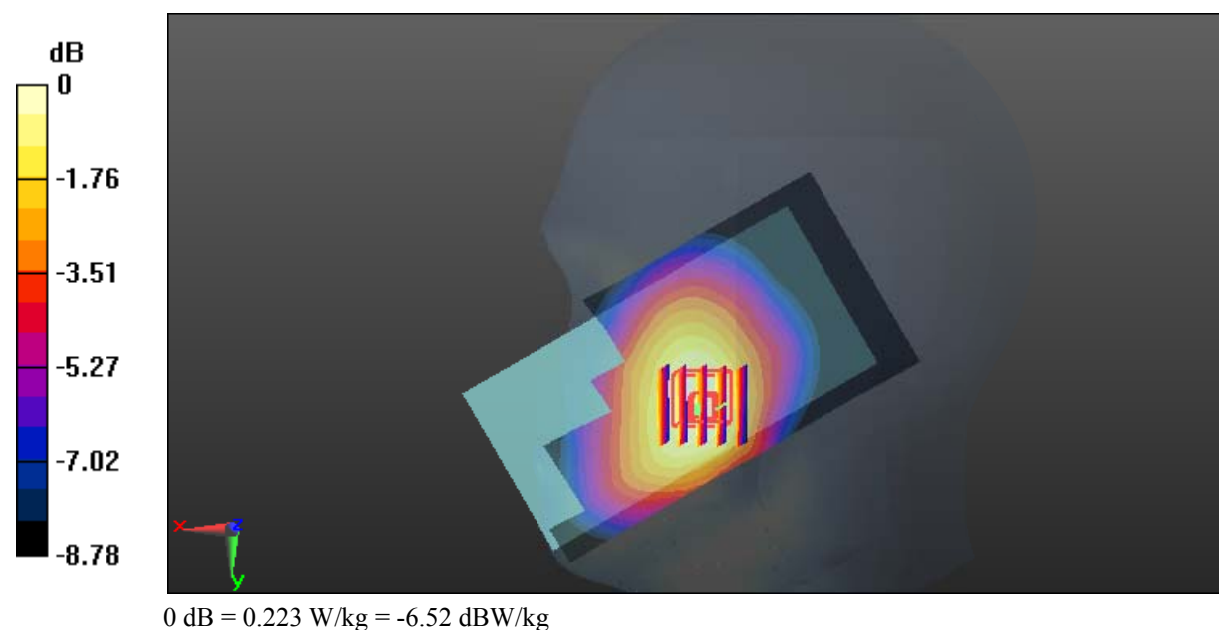
Zoom Scan (5x5x7)/Cube 0: Measurement grid: dx=8mm, dy=8mm, dz=5mm

Reference Value = 4.988 V/m; Power Drift = 0.05 dB

Peak SAR (extrapolated) = 0.255 W/kg

SAR(1 g) = 0.182 W/kg; SAR(10 g) = 0.138 W/kg

Maximum value of SAR (measured) = 0.223 W/kg



Test Plot 32#: WCDMA Band 5_Head Right Tilt_Middle**DUT: Mobile phone; Type: VIVO XL3; Serial: 17101700121**

Communication System: WCDMA; Frequency: 836.6 MHz; Duty Cycle: 1:1
Medium parameters used: $f = 836.6$ MHz; $\sigma = 0.886$ S/m; $\epsilon_r = 41.65$; $\rho = 1000$ kg/m³ ;
Phantom section: Right Section

DASY5 Configuration:

- Probe: EX3DV4 - SN7329; ConvF(9.36, 9.36, 9.36); Calibrated: 2017/3/13;
- Sensor-Surface: 1.4mm (Mechanical Surface Detection)
- Electronics: DAE4 Sn772; Calibrated: 2017/10/9
- Phantom: Twin SAM; Type: Twin SAM V5.0; Serial: 1412
- Measurement SW: DASY52, Version 52.8 (8);

Area Scan (61x121x1): Interpolated grid: dx=1.500 mm, dy=1.500 mm

Maximum value of SAR (interpolated) = 0.101 W/kg

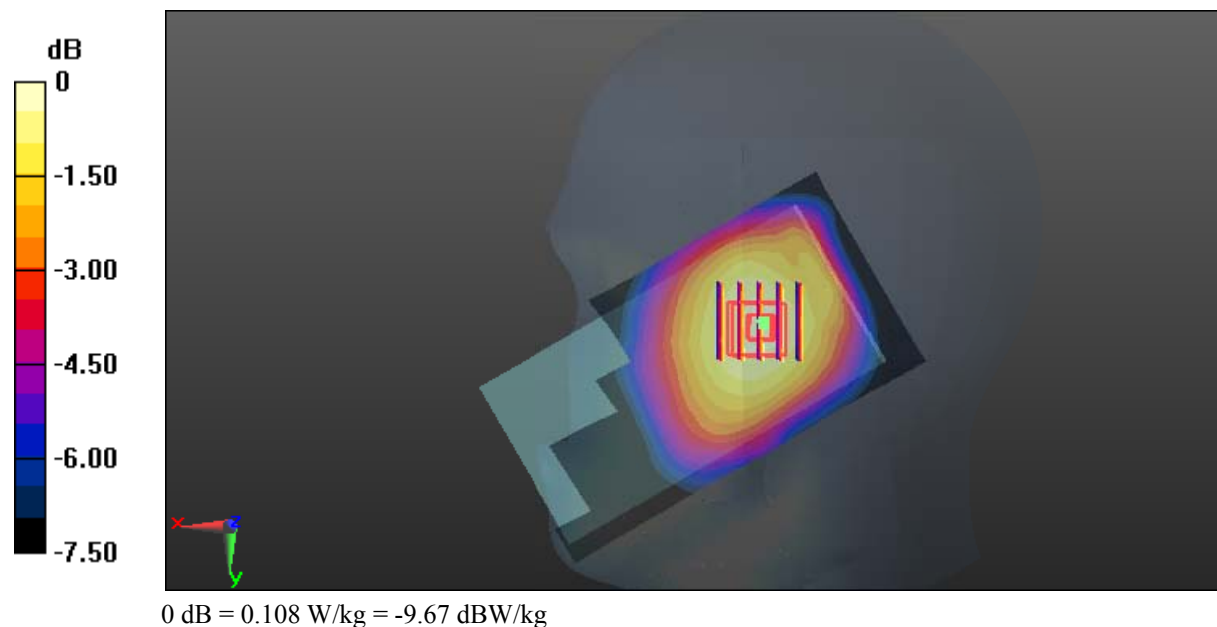
Zoom Scan (5x5x7)/Cube 0: Measurement grid: dx=8mm, dy=8mm, dz=5mm

Reference Value = 7.755 V/m; Power Drift = 0.19 dB

Peak SAR (extrapolated) = 0.118 W/kg

SAR(1 g) = 0.090 W/kg; SAR(10 g) = 0.070 W/kg

Maximum value of SAR (measured) = 0.108 W/kg



Test Plot 33#: WCDMA Band 5_Body Back_Middle

DUT: Mobile phone; Type: VIVO XL3; Serial: 17101700121

Communication System: Generic WCDMA; Frequency: 836.6 MHz; Duty Cycle: 1:1
 Medium parameters used: $f = 836.6 \text{ MHz}$; $\sigma = 0.964 \text{ S/m}$; $\epsilon_r = 55.768$; $\rho = 1000 \text{ kg/m}^3$;
 Phantom section: Right Section

DASY5 Configuration:

- Probe: EX3DV4 - SN7329; ConvF(9.58, 9.58, 9.58); Calibrated: 2017/3/13;
- Sensor-Surface: 1.4mm (Mechanical Surface Detection)
- Electronics: DAE4 Sn772; Calibrated: 2017/10/9
- Phantom: Triple Flat Phantom 5.1C; Type: QD 000 P51 CA; Serial: 1130
- Measurement SW: DASY52, Version 52.8 (8);

Area Scan (61x121x1): Interpolated grid: $dx=1.500 \text{ mm}$, $dy=1.500 \text{ mm}$

Maximum value of SAR (interpolated) = 0.276 W/kg

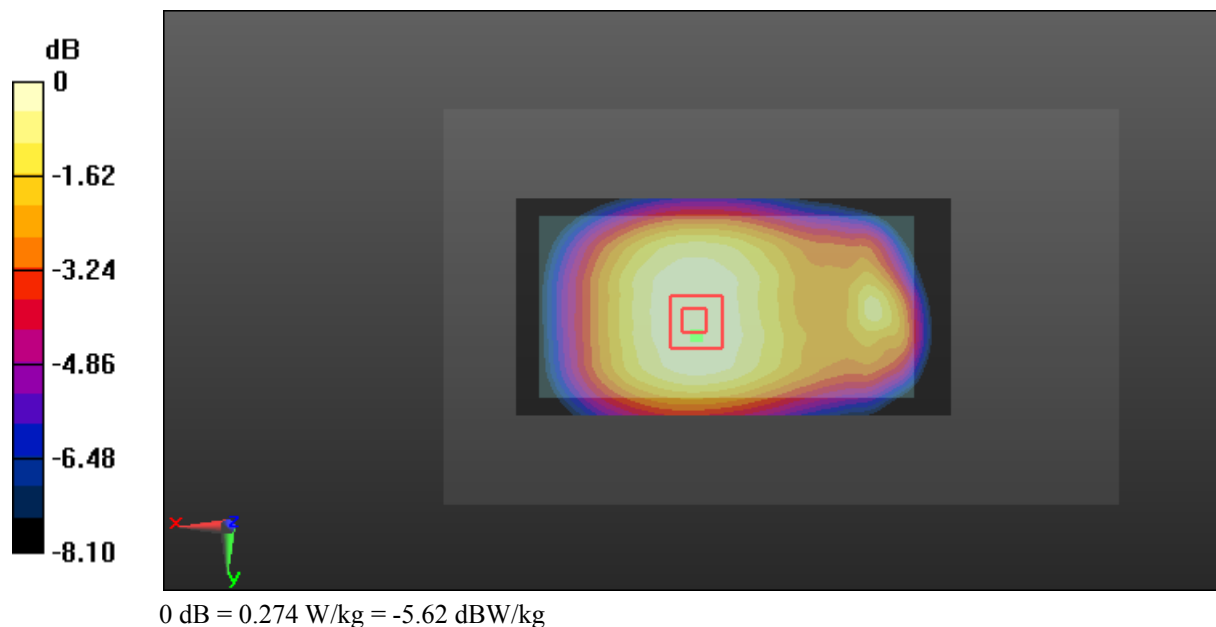
Zoom Scan (5x5x7)/Cube 0: Measurement grid: $dx=8\text{mm}$, $dy=8\text{mm}$, $dz=5\text{mm}$

Reference Value = 12.88 V/m; Power Drift = -0.02 dB

Peak SAR (extrapolated) = 0.300 W/kg

SAR(1 g) = 0.226 W/kg; SAR(10 g) = 0.174 W/kg

Maximum value of SAR (measured) = 0.274 W/kg



Test Plot 34#: WCDMA Band 5_Body Left_Middle**DUT: Mobile phone; Type: VIVO XL3; Serial: 17101700121**

Communication System: Generic WCDMA; Frequency: 836.6 MHz; Duty Cycle: 1:1
Medium parameters used: $f = 836.6$ MHz; $\sigma = 0.964$ S/m; $\epsilon_r = 55.768$; $\rho = 1000$ kg/m³ ;
Phantom section: Right Section

DASY5 Configuration:

- Probe: EX3DV4 - SN7329; ConvF(9.58, 9.58, 9.58); Calibrated: 2017/3/13;
- Sensor-Surface: 1.4mm (Mechanical Surface Detection)
- Electronics: DAE4 Sn772; Calibrated: 2017/10/9
- Phantom: Triple Flat Phantom 5.1C; Type: QD 000 P51 CA; Serial: 1130
- Measurement SW: DASY52, Version 52.8 (8);

Area Scan (41x121x1): Interpolated grid: dx=1.500 mm, dy=1.500 mm

Maximum value of SAR (interpolated) = 0.235 W/kg


Zoom Scan (5x5x7)/Cube 0: Measurement grid: dx=8mm, dy=8mm, dz=5mm

Reference Value = 10.18 V/m; Power Drift = -0.07 dB

Peak SAR (extrapolated) = 0.273 W/kg

SAR(1 g) = 0.181 W/kg; SAR(10 g) = 0.123 W/kg

Maximum value of SAR (measured) = 0.240 W/kg



Test Plot 35#: WCDMA Band 5_Body Right_Middle**DUT: Mobile phone; Type: VIVO XL3; Serial: 17101700121**

Communication System: Generic WCDMA; Frequency: 836.6 MHz; Duty Cycle: 1:1
Medium parameters used: $f = 836.6$ MHz; $\sigma = 0.964$ S/m; $\epsilon_r = 55.768$; $\rho = 1000$ kg/m³ ;
Phantom section: Right Section

DASY5 Configuration:

- Probe: EX3DV4 - SN7329; ConvF(9.58, 9.58, 9.58); Calibrated: 2017/3/13;
- Sensor-Surface: 1.4mm (Mechanical Surface Detection)
- Electronics: DAE4 Sn772; Calibrated: 2017/10/9
- Phantom: Triple Flat Phantom 5.1C; Type: QD 000 P51 CA; Serial: 1130
- Measurement SW: DASY52, Version 52.8 (8);

Area Scan (41x121x1): Interpolated grid: dx=1.500 mm, dy=1.500 mm

Maximum value of SAR (interpolated) = 0.263 W/kg

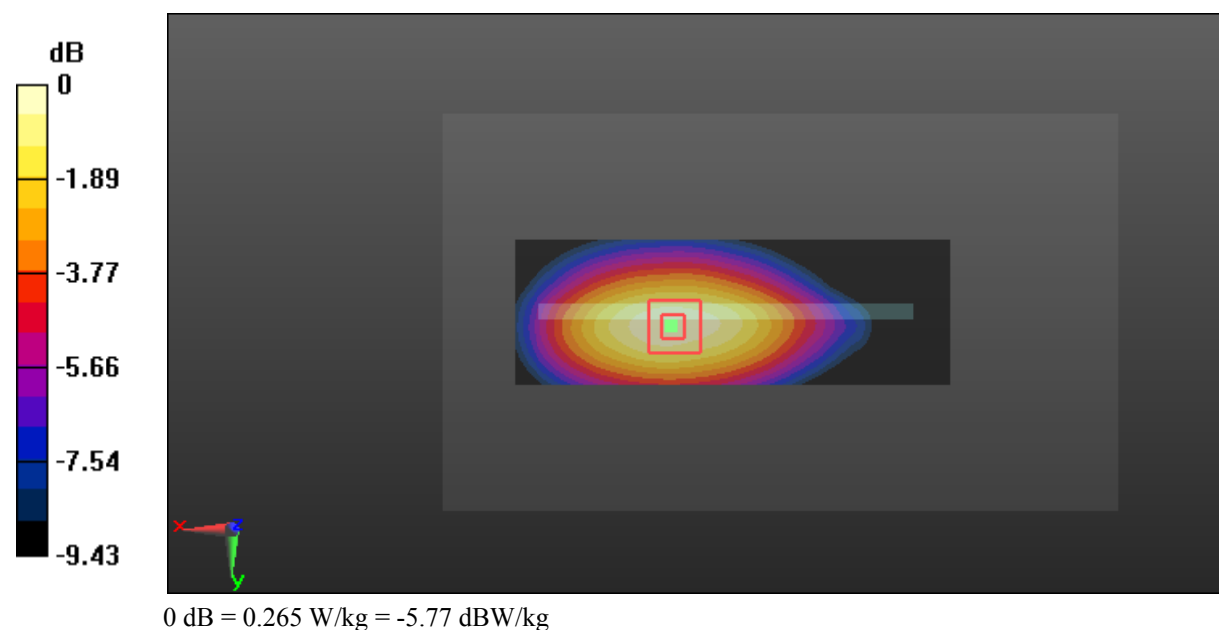
Zoom Scan (5x5x7)/Cube 0: Measurement grid: dx=8mm, dy=8mm, dz=5mm

Reference Value = 10.30 V/m; Power Drift = -0.07 dB

Peak SAR (extrapolated) = 0.300 W/kg

SAR(1 g) = 0.201 W/kg; SAR(10 g) = 0.137 W/kg

Maximum value of SAR (measured) = 0.265 W/kg



Test Plot 36#: WCDMA Band 5_Body Bottom_Middle**DUT: Mobile phone; Type: VIVO XL3; Serial: 17101700121**

Communication System: Generic WCDMA; Frequency: 836.6 MHz; Duty Cycle: 1:1
Medium parameters used: $f = 836.6$ MHz; $\sigma = 0.964$ S/m; $\epsilon_r = 55.768$; $\rho = 1000$ kg/m³ ;
Phantom section: Right Section

DASY5 Configuration:

- Probe: EX3DV4 - SN7329; ConvF(9.58, 9.58, 9.58); Calibrated: 2017/3/13;
- Sensor-Surface: 1.4mm (Mechanical Surface Detection)
- Electronics: DAE4 Sn772; Calibrated: 2017/10/9
- Phantom: Triple Flat Phantom 5.1C; Type: QD 000 P51 CA; Serial: 1130
- Measurement SW: DASY52, Version 52.8 (8);

Area Scan (61x41x1): Interpolated grid: dx=1.500 mm, dy=1.500 mm

Maximum value of SAR (interpolated) = 0.0523 W/kg

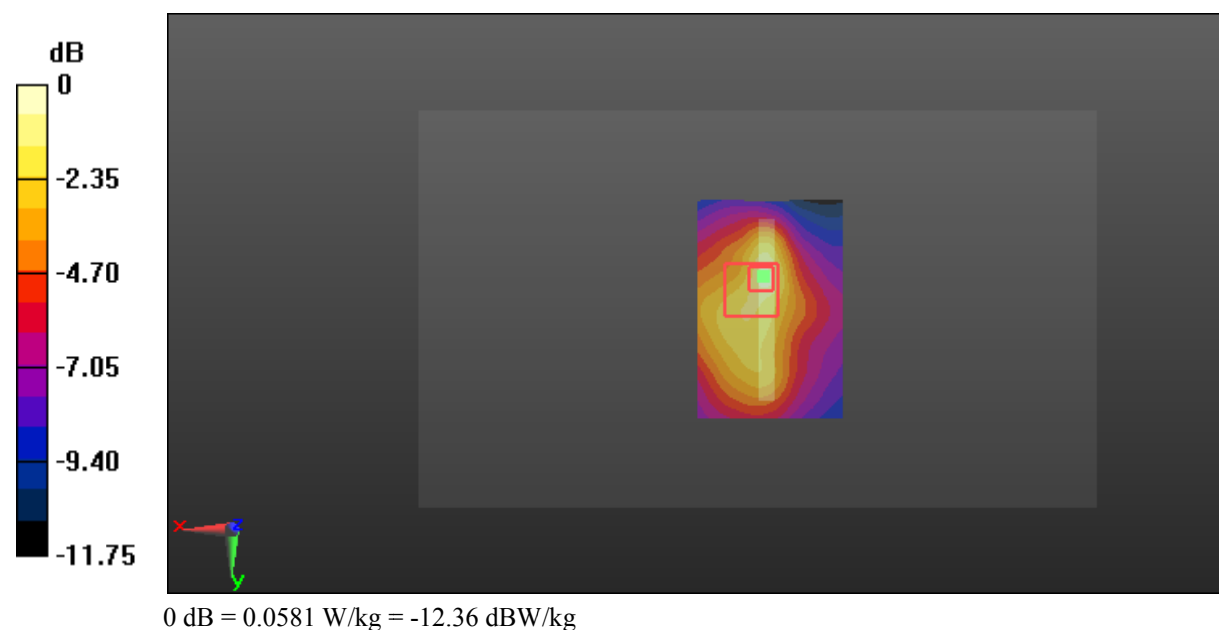
Zoom Scan (5x5x7)/Cube 0: Measurement grid: dx=8mm, dy=8mm, dz=5mm

Reference Value = 5.327 V/m; Power Drift = 0.19 dB

Peak SAR (extrapolated) = 0.0780 W/kg

SAR(1 g) = 0.033 W/kg; SAR(10 g) = 0.020 W/kg

Maximum value of SAR (measured) = 0.0581 W/kg



Test Plot 37#: LTE Band 2_Head Left Cheek_Middle_1RB**DUT: Mobile phone; Type: VIVO XL3; Serial: 17101700121**

Communication System: Generic FDD-LTE; Frequency: 1880 MHz; Duty Cycle: 1:1
Medium parameters used: $f = 1880$ MHz; $\sigma = 1.378$ S/m; $\epsilon_r = 40.773$; $\rho = 1000$ kg/m³ ;
Phantom section: Left Section

DASY5 Configuration:

- Probe: EX3DV4 - SN7329; ConvF(8.18, 8.18, 8.18); Calibrated: 2017/3/13;
- Sensor-Surface: 1.4mm (Mechanical Surface Detection)
- Electronics: DAE4 Sn772; Calibrated: 2017/10/9
- Phantom: Twin SAM; Type: Twin SAM V5.0; Serial: 1412
- Measurement SW: DASY52, Version 52.8 (8);

Area Scan (61x121x1): Interpolated grid: dx=1.500 mm, dy=1.500 mm

Maximum value of SAR (interpolated) = 0.251 W/kg

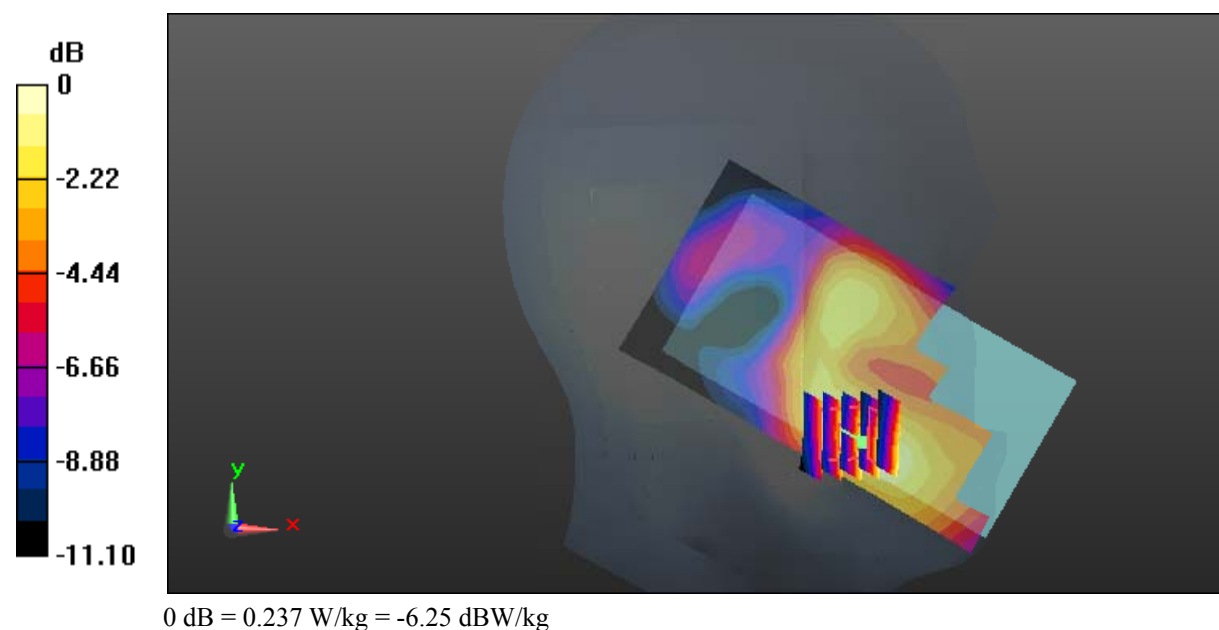
Zoom Scan (5x5x7)/Cube 0: Measurement grid: dx=8mm, dy=8mm, dz=5mm

Reference Value = 5.418 V/m; Power Drift = 0.10 dB

Peak SAR (extrapolated) = 0.284 W/kg

SAR(1 g) = 0.172 W/kg; SAR(10 g) = 0.109 W/kg

Maximum value of SAR (measured) = 0.237 W/kg



Test Plot 38#: LTE Band 2_Head Left Cheek_Middle_50%RB

DUT: Mobile phone; Type: VIVO XL3; Serial: 17101700121

Communication System: Generic FDD-LTE; Frequency: 1880 MHz; Duty Cycle: 1:1
 Medium parameters used: $f = 1880 \text{ MHz}$; $\sigma = 1.378 \text{ S/m}$; $\epsilon_r = 40.773$; $\rho = 1000 \text{ kg/m}^3$;
 Phantom section: Left Section

DASY5 Configuration:

- Probe: EX3DV4 - SN7329; ConvF(8.18, 8.18, 8.18); Calibrated: 2017/3/13;
- Sensor-Surface: 1.4mm (Mechanical Surface Detection)
- Electronics: DAE4 Sn772; Calibrated: 2017/10/9
- Phantom: Twin SAM; Type: Twin SAM V5.0; Serial: 1412
- Measurement SW: DASY52, Version 52.8 (8);

Area Scan (61x121x1): Interpolated grid: $dx=1.500 \text{ mm}$, $dy=1.500 \text{ mm}$

Maximum value of SAR (interpolated) = 0.162 W/kg

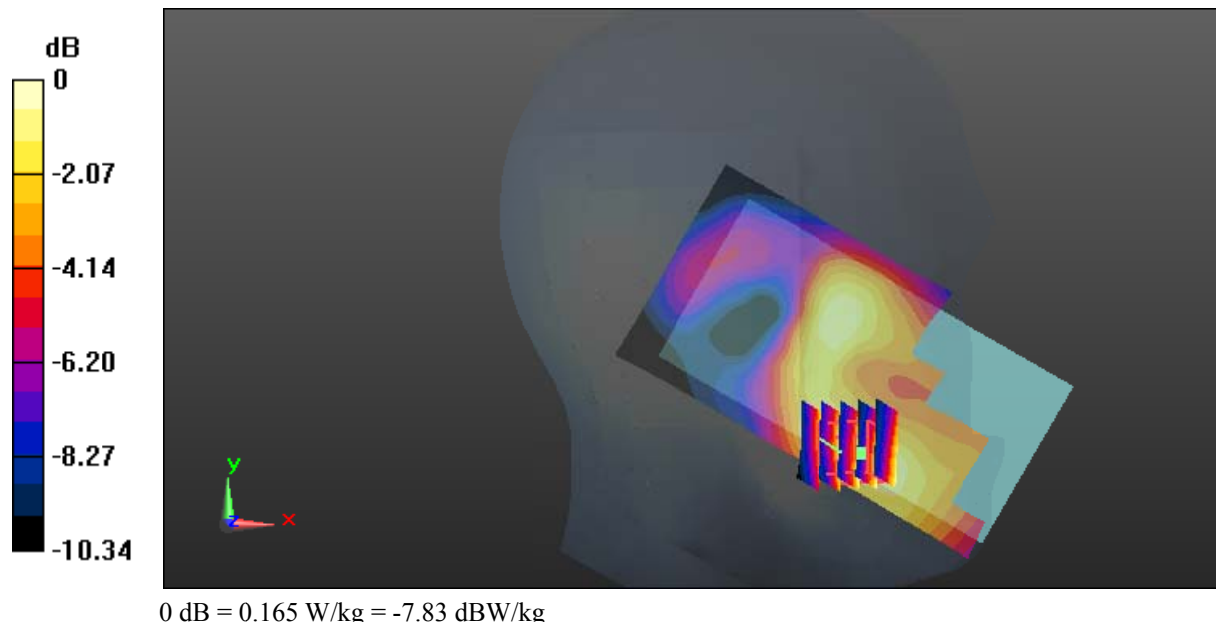
Zoom Scan (5x5x7)/Cube 0: Measurement grid: $dx=8\text{mm}$, $dy=8\text{mm}$, $dz=5\text{mm}$

Reference Value = 5.138 V/m; Power Drift = 0.00 dB

Peak SAR (extrapolated) = 0.193 W/kg

SAR(1 g) = 0.120 W/kg; SAR(10 g) = 0.078 W/kg

Maximum value of SAR (measured) = 0.165 W/kg



Test Plot 39#: LTE Band 2_Head Left Tilt_Middle_1RB**DUT: Mobile phone; Type: VIVO XL3; Serial: 17101700121**

Communication System: Generic FDD-LTE; Frequency: 1880 MHz; Duty Cycle: 1:1
Medium parameters used: $f = 1880$ MHz; $\sigma = 1.378$ S/m; $\epsilon_r = 40.773$; $\rho = 1000$ kg/m³ ;
Phantom section: Left Section

DASY5 Configuration:

- Probe: EX3DV4 - SN7329; ConvF(8.18, 8.18, 8.18); Calibrated: 2017/3/13;
- Sensor-Surface: 1.4mm (Mechanical Surface Detection)
- Electronics: DAE4 Sn772; Calibrated: 2017/10/9
- Phantom: Twin SAM; Type: Twin SAM V5.0; Serial: 1412
- Measurement SW: DASY52, Version 52.8 (8);

Area Scan (61x121x1): Interpolated grid: dx=1.500 mm, dy=1.500 mm

Maximum value of SAR (interpolated) = 0.108 W/kg


Zoom Scan (5x5x7)/Cube 0: Measurement grid: dx=8mm, dy=8mm, dz=5mm

Reference Value = 6.086 V/m; Power Drift = 0.05 dB

Peak SAR (extrapolated) = 0.115 W/kg

SAR(1 g) = 0.064 W/kg; SAR(10 g) = 0.039 W/kg

Maximum value of SAR (measured) = 0.0911 W/kg



Test Plot 40#: LTE Band 2_Head Left Tilt_Middle_50%RB**DUT: Mobile phone; Type: VIVO XL3; Serial: 17101700121**

Communication System: Generic FDD-LTE; Frequency: 1880 MHz; Duty Cycle: 1:1
Medium parameters used: $f = 1880$ MHz; $\sigma = 1.378$ S/m; $\epsilon_r = 40.773$; $\rho = 1000$ kg/m³ ;
Phantom section: Left Section

DASY5 Configuration:

- Probe: EX3DV4 - SN7329; ConvF(8.18, 8.18, 8.18); Calibrated: 2017/3/13;
- Sensor-Surface: 1.4mm (Mechanical Surface Detection)
- Electronics: DAE4 Sn772; Calibrated: 2017/10/9
- Phantom: Twin SAM; Type: Twin SAM V5.0; Serial: 1412
- Measurement SW: DASY52, Version 52.8 (8);

Area Scan (61x121x1): Interpolated grid: dx=1.500 mm, dy=1.500 mm

Maximum value of SAR (interpolated) = 0.0784 W/kg


Zoom Scan (5x5x7)/Cube 0: Measurement grid: dx=8mm, dy=8mm, dz=5mm

Reference Value = 5.541 V/m; Power Drift = 0.11 dB

Peak SAR (extrapolated) = 0.0890 W/kg

SAR(1 g) = 0.050 W/kg; SAR(10 g) = 0.031 W/kg

Maximum value of SAR (measured) = 0.0694 W/kg



Test Plot 41#: LTE Band 2_Head Right Cheek_Middle_1RB

DUT: Mobile phone; Type: VIVO XL3; Serial: 17101700121

Communication System: Generic FDD-LTE; Frequency: 1880 MHz; Duty Cycle: 1:1
 Medium parameters used: $f = 1880$ MHz; $\sigma = 1.378$ S/m; $\epsilon_r = 40.773$; $\rho = 1000$ kg/m³ ;
 Phantom section: Right Section

DASY5 Configuration:

- Probe: EX3DV4 - SN7329; ConvF(8.18, 8.18, 8.18); Calibrated: 2017/3/13;
- Sensor-Surface: 1.4mm (Mechanical Surface Detection)
- Electronics: DAE4 Sn772; Calibrated: 2017/10/9
- Phantom: Twin SAM; Type: Twin SAM V5.0; Serial: 1412
- Measurement SW: DASY52, Version 52.8 (8);

Area Scan (61x121x1): Interpolated grid: dx=1.500 mm, dy=1.500 mm

Maximum value of SAR (interpolated) = 0.208 W/kg

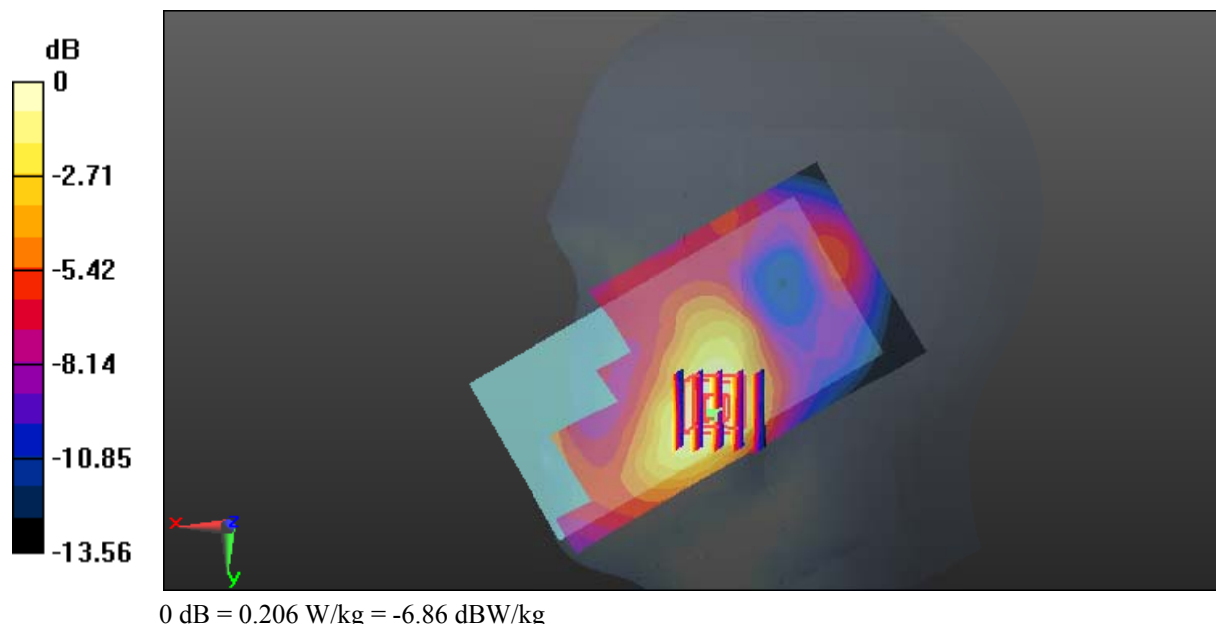
Zoom Scan (5x5x7)/Cube 0: Measurement grid: dx=8mm, dy=8mm, dz=5mm

Reference Value = 5.399 V/m; Power Drift = -0.05 dB

Peak SAR (extrapolated) = 0.241 W/kg

SAR(1 g) = 0.149 W/kg; SAR(10 g) = 0.093 W/kg

Maximum value of SAR (measured) = 0.206 W/kg



Test Plot 42#: LTE Band 2_Head Right Cheek_Middle_50%RB**DUT: Mobile phone; Type: VIVO XL3; Serial: 17101700121**

Communication System: Generic FDD-LTE; Frequency: 1880 MHz; Duty Cycle: 1:1
Medium parameters used: $f = 1880$ MHz; $\sigma = 1.378$ S/m; $\epsilon_r = 40.773$; $\rho = 1000$ kg/m³ ;
Phantom section: Right Section

DASY5 Configuration:

- Probe: EX3DV4 - SN7329; ConvF(8.18, 8.18, 8.18); Calibrated: 2017/3/13;
- Sensor-Surface: 1.4mm (Mechanical Surface Detection)
- Electronics: DAE4 Sn772; Calibrated: 2017/10/9
- Phantom: Twin SAM; Type: Twin SAM V5.0; Serial: 1412
- Measurement SW: DASY52, Version 52.8 (8);

Area Scan (61x121x1): Interpolated grid: dx=1.500 mm, dy=1.500 mm

Maximum value of SAR (interpolated) = 0.165 W/kg


Zoom Scan (5x5x7)/Cube 0: Measurement grid: dx=8mm, dy=8mm, dz=5mm

Reference Value = 4.451 V/m; Power Drift = 0.12 dB

Peak SAR (extrapolated) = 0.193 W/kg

SAR(1 g) = 0.120 W/kg; SAR(10 g) = 0.075 W/kg

Maximum value of SAR (measured) = 0.165 W/kg



Test Plot 43#: LTE Band 2_Head Right Tilt_Middle_1RB**DUT: Mobile phone; Type: VIVO XL3; Serial: 17101700121**

Communication System: Generic FDD-LTE; Frequency: 1880 MHz; Duty Cycle: 1:1
Medium parameters used: $f = 1880$ MHz; $\sigma = 1.378$ S/m; $\epsilon_r = 40.773$; $\rho = 1000$ kg/m³ ;
Phantom section: Right Section

DASY5 Configuration:

- Probe: EX3DV4 - SN7329; ConvF(8.18, 8.18, 8.18); Calibrated: 2017/3/13;
- Sensor-Surface: 1.4mm (Mechanical Surface Detection)
- Electronics: DAE4 Sn772; Calibrated: 2017/10/9
- Phantom: Twin SAM; Type: Twin SAM V5.0; Serial: 1412
- Measurement SW: DASY52, Version 52.8 (8);

Area Scan (61x121x1): Interpolated grid: dx=1.500 mm, dy=1.500 mm

Maximum value of SAR (interpolated) = 0.0883 W/kg

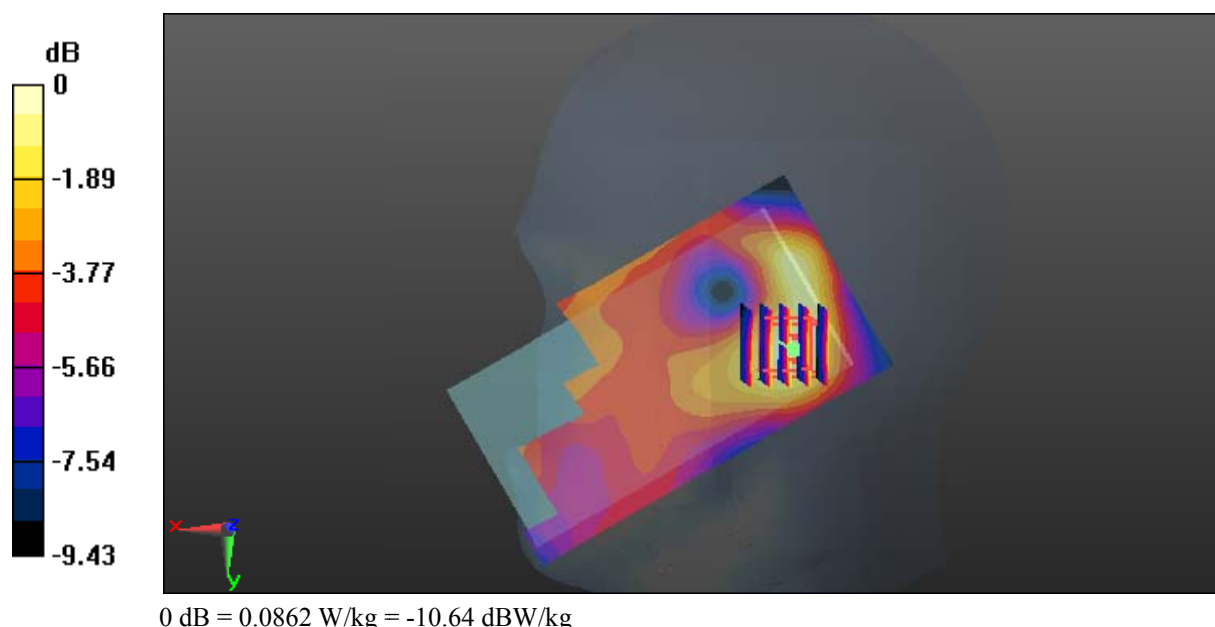
Zoom Scan (5x5x7)/Cube 0: Measurement grid: dx=8mm, dy=8mm, dz=5mm

Reference Value = 6.224 V/m; Power Drift = 0.17 dB

Peak SAR (extrapolated) = 0.103 W/kg

SAR(1 g) = 0.064 W/kg; SAR(10 g) = 0.041 W/kg

Maximum value of SAR (measured) = 0.0862 W/kg



Test Plot 44#: LTE Band 2_Head Right Tilt_Middle_50%RB**DUT: Mobile phone; Type: VIVO XL3; Serial: 17101700121**

Communication System: Generic FDD-LTE; Frequency: 1880 MHz; Duty Cycle: 1:1
Medium parameters used: $f = 1880$ MHz; $\sigma = 1.378$ S/m; $\epsilon_r = 40.773$; $\rho = 1000$ kg/m³ ;
Phantom section: Right Section

DASY5 Configuration:

- Probe: EX3DV4 - SN7329; ConvF(8.18, 8.18, 8.18); Calibrated: 2017/3/13;
- Sensor-Surface: 1.4mm (Mechanical Surface Detection)
- Electronics: DAE4 Sn772; Calibrated: 2017/10/9
- Phantom: Twin SAM; Type: Twin SAM V5.0; Serial: 1412
- Measurement SW: DASY52, Version 52.8 (8);

Area Scan (61x121x1): Interpolated grid: dx=1.500 mm, dy=1.500 mm

Maximum value of SAR (interpolated) = 0.0659 W/kg

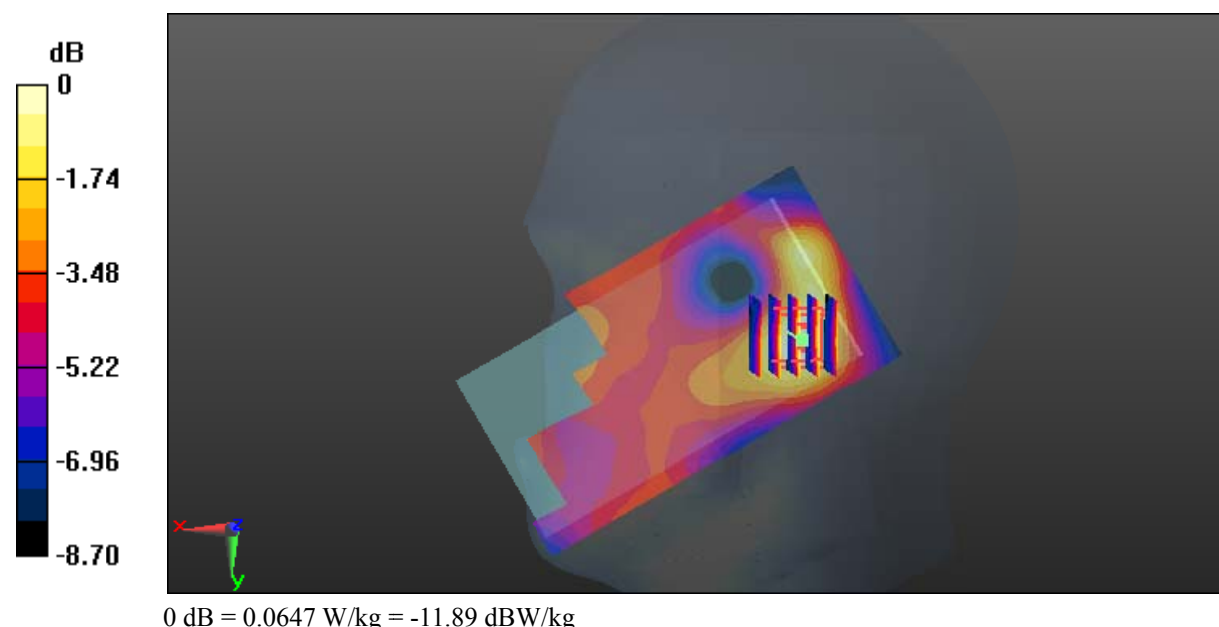
Zoom Scan (5x5x7)/Cube 0: Measurement grid: dx=8mm, dy=8mm, dz=5mm

Reference Value = 5.244 V/m; Power Drift = 0.02 dB

Peak SAR (extrapolated) = 0.0760 W/kg

SAR(1 g) = 0.049 W/kg; SAR(10 g) = 0.032 W/kg

Maximum value of SAR (measured) = 0.0647 W/kg



Test Plot 45#: LTE Band 2_Body Back_Low_1RB**DUT: Mobile phone; Type: VIVO XL3; Serial: 17101700121**

Communication System: Generic FDD-LTE; Frequency: 1860 MHz; Duty Cycle: 1:1
Medium parameters used: $f = 1860$ MHz; $\sigma = 1.474$ S/m; $\epsilon_r = 54.003$; $\rho = 1000$ kg/m³ ;
Phantom section: Left Section

DASY5 Configuration:

- Probe: EX3DV4 - SN7329; ConvF(7.77, 7.77, 7.77); Calibrated: 2017/3/13;
- Sensor-Surface: 1.4mm (Mechanical Surface Detection)
- Electronics: DAE4 Sn772; Calibrated: 2017/10/9
- Phantom: Triple Flat Phantom 5.1C; Type: QD 000 P51 CA; Serial: 1130
- Measurement SW: DASY52, Version 52.8 (8);

Area Scan (61x121x1): Interpolated grid: dx=1.500 mm, dy=1.500 mm

Maximum value of SAR (interpolated) = 1.49 W/kg

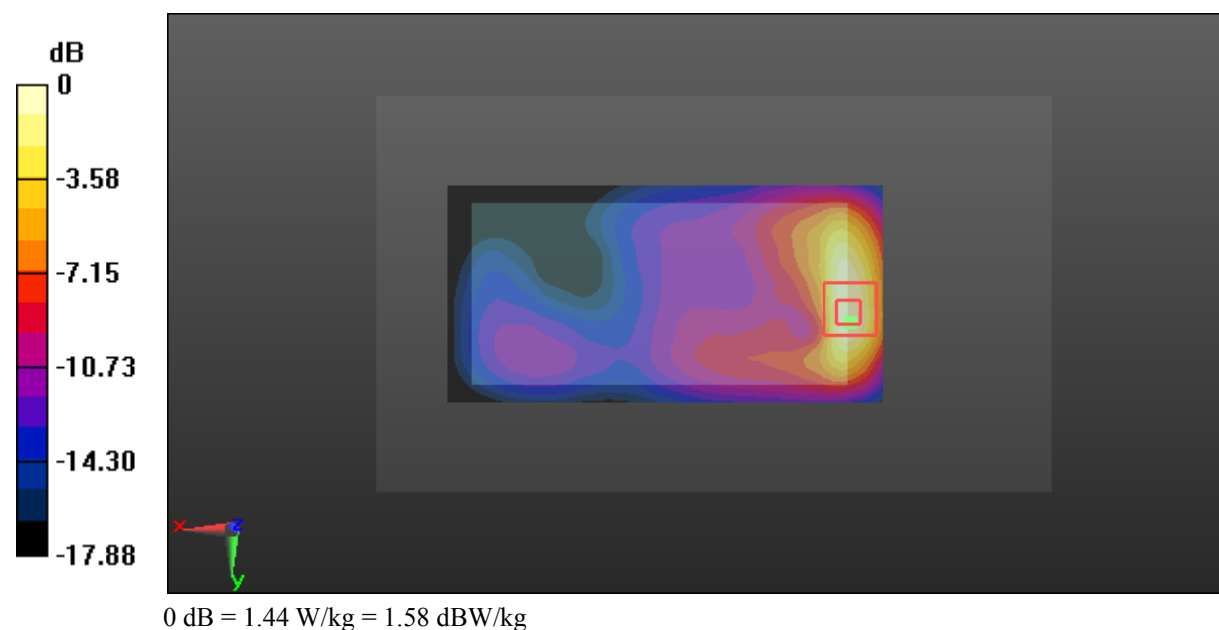
Zoom Scan (5x5x7)/Cube 0: Measurement grid: dx=8mm, dy=8mm, dz=5mm

Reference Value = 7.869 V/m; Power Drift = -0.14 dB

Peak SAR (extrapolated) = 1.78 W/kg

SAR(1 g) = 0.992 W/kg; SAR(10 g) = 0.516 W/kg

Maximum value of SAR (measured) = 1.44 W/kg



Test Plot 46#: LTE Band 2_Body Back_Middle_1RB

DUT: Mobile phone; Type: VIVO XL3; Serial: 17101700121

Communication System: Generic FDD-LTE; Frequency: 1880 MHz; Duty Cycle: 1:1
 Medium parameters used: $f = 1880$ MHz; $\sigma = 1.494$ S/m; $\epsilon_r = 53.649$; $\rho = 1000$ kg/m³ ;
 Phantom section: Left Section

DASY5 Configuration:

- Probe: EX3DV4 - SN7329; ConvF(7.77, 7.77, 7.77); Calibrated: 2017/3/13;
- Sensor-Surface: 1.4mm (Mechanical Surface Detection)
- Electronics: DAE4 Sn772; Calibrated: 2017/10/9
- Phantom: Triple Flat Phantom 5.1C; Type: QD 000 P51 CA; Serial: 1130
- Measurement SW: DASY52, Version 52.8 (8);

Area Scan (61x121x1): Interpolated grid: dx=1.500 mm, dy=1.500 mm

Maximum value of SAR (interpolated) = 1.41 W/kg

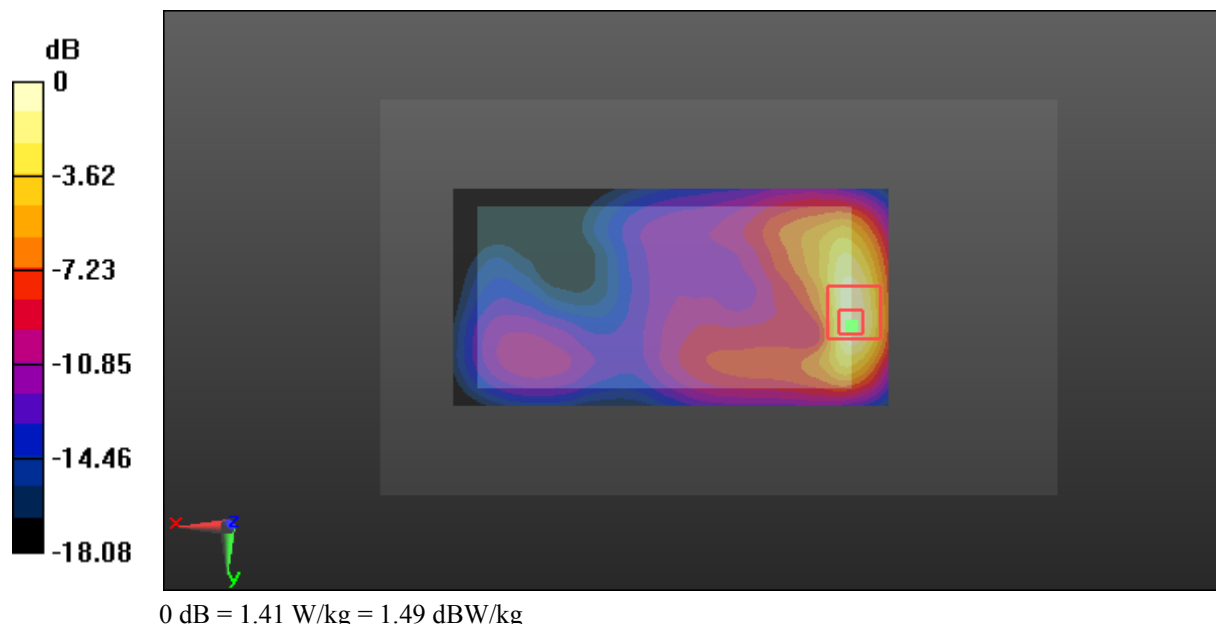
Zoom Scan (5x5x7)/Cube 0: Measurement grid: dx=8mm, dy=8mm, dz=5mm

Reference Value = 7.450 V/m; Power Drift = 0.14 dB

Peak SAR (extrapolated) = 1.65 W/kg

SAR(1 g) = 0.894 W/kg; SAR(10 g) = 0.465 W/kg

Maximum value of SAR (measured) = 1.41 W/kg



Test Plot 47#: LTE Band 2_Body Back_High_1RB**DUT: Mobile phone; Type: VIVO XL3; Serial: 17101700121**

Communication System: Generic FDD-LTE; Frequency: 1900 MHz; Duty Cycle: 1:1
Medium parameters used: $f = 1900$ MHz; $\sigma = 1.502$ S/m; $\epsilon_r = 53.695$; $\rho = 1000$ kg/m³ ;
Phantom section: Left Section

DASY5 Configuration:

- Probe: EX3DV4 - SN7329; ConvF(7.77, 7.77, 7.77); Calibrated: 2017/3/13;
- Sensor-Surface: 1.4mm (Mechanical Surface Detection)
- Electronics: DAE4 Sn772; Calibrated: 2017/10/9
- Phantom: Triple Flat Phantom 5.1C; Type: QD 000 P51 CA; Serial: 1130
- Measurement SW: DASY52, Version 52.8 (8);

Area Scan (61x121x1): Interpolated grid: dx=1.500 mm, dy=1.500 mm

Maximum value of SAR (interpolated) = 1.15 W/kg


Zoom Scan (5x5x7)/Cube 0: Measurement grid: dx=8mm, dy=8mm, dz=5mm

Reference Value = 6.853 V/m; Power Drift = -0.16 dB

Peak SAR (extrapolated) = 1.42 W/kg

SAR(1 g) = 0.791 W/kg; SAR(10 g) = 0.409 W/kg

Maximum value of SAR (measured) = 1.12 W/kg



Test Plot 48#: LTE Band 2_Body Back_Middle_50%RB**DUT: Mobile phone; Type: VIVO XL3; Serial: 17101700121**

Communication System: Generic FDD-LTE; Frequency: 1880 MHz; Duty Cycle: 1:1
Medium parameters used: $f = 1880$ MHz; $\sigma = 1.494$ S/m; $\epsilon_r = 53.649$; $\rho = 1000$ kg/m³ ;
Phantom section: Left Section

DASY5 Configuration:

- Probe: EX3DV4 - SN7329; ConvF(7.77, 7.77, 7.77); Calibrated: 2017/3/13;
- Sensor-Surface: 1.4mm (Mechanical Surface Detection)
- Electronics: DAE4 Sn772; Calibrated: 2017/10/9
- Phantom: Triple Flat Phantom 5.1C; Type: QD 000 P51 CA; Serial: 1130
- Measurement SW: DASY52, Version 52.8 (8);

Area Scan (61x121x1): Interpolated grid: dx=1.500 mm, dy=1.500 mm

Maximum value of SAR (interpolated) = 0.912 W/kg

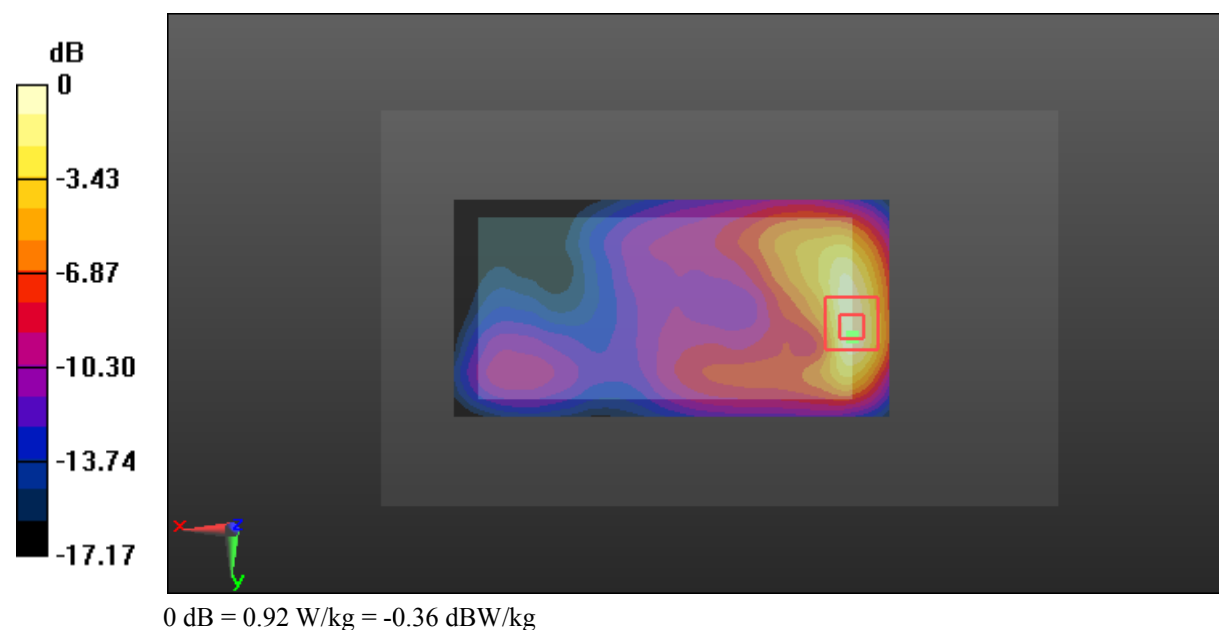
Zoom Scan (5x5x7)/Cube 0: Measurement grid: dx=8mm, dy=8mm, dz=5mm

Reference Value = 6.544 V/m; Power Drift = -0.06 dB

Peak SAR (extrapolated) = 1.09 W/kg

SAR(1 g) = 0.614 W/kg; SAR(10 g) = 0.324 W/kg

Maximum value of SAR (measured) = 0.92 W/kg



Test Plot 49#: LTE Band 2_Body Left_Middle_1RB

DUT: Mobile phone; Type: VIVO XL3; Serial: 17101700121

Communication System: Generic FDD-LTE; Frequency: 1880 MHz; Duty Cycle: 1:1
 Medium parameters used: $f = 1880$ MHz; $\sigma = 1.494$ S/m; $\epsilon_r = 53.649$; $\rho = 1000$ kg/m³ ;
 Phantom section: Left Section

DASY5 Configuration:

- Probe: EX3DV4 - SN7329; ConvF(7.77, 7.77, 7.77); Calibrated: 2017/3/13;
- Sensor-Surface: 1.4mm (Mechanical Surface Detection)
- Electronics: DAE4 Sn772; Calibrated: 2017/10/9
- Phantom: Triple Flat Phantom 5.1C; Type: QD 000 P51 CA; Serial: 1130
- Measurement SW: DASY52, Version 52.8 (8);

Area Scan (41x121x1): Interpolated grid: dx=1.500 mm, dy=1.500 mm

Maximum value of SAR (interpolated) = 0.124 W/kg


Zoom Scan (5x5x7)/Cube 0: Measurement grid: dx=8mm, dy=8mm, dz=5mm

Reference Value = 6.983 V/m; Power Drift = 0.18 dB

Peak SAR (extrapolated) = 0.156 W/kg

SAR(1 g) = 0.091 W/kg; SAR(10 g) = 0.055 W/kg

Maximum value of SAR (measured) = 0.130 W/kg



Test Plot 50#: LTE Band 2_Body Left_Middle_50%RB**DUT: Mobile phone; Type: VIVO XL3; Serial: 17101700121**

Communication System: Generic FDD-LTE; Frequency: 1880 MHz; Duty Cycle: 1:1
Medium parameters used: $f = 1880$ MHz; $\sigma = 1.494$ S/m; $\epsilon_r = 53.649$; $\rho = 1000$ kg/m³ ;
Phantom section: Left Section

DASY5 Configuration:

- Probe: EX3DV4 - SN7329; ConvF(7.77, 7.77, 7.77); Calibrated: 2017/3/13;
- Sensor-Surface: 1.4mm (Mechanical Surface Detection)
- Electronics: DAE4 Sn772; Calibrated: 2017/10/9
- Phantom: Triple Flat Phantom 5.1C; Type: QD 000 P51 CA; Serial: 1130
- Measurement SW: DASY52, Version 52.8 (8);

Area Scan (41x121x1): Interpolated grid: dx=1.500 mm, dy=1.500 mm

Maximum value of SAR (interpolated) = 0.0942 W/kg


Zoom Scan (5x5x7)/Cube 0: Measurement grid: dx=8mm, dy=8mm, dz=5mm

Reference Value = 6.295 V/m; Power Drift = 0.03 dB

Peak SAR (extrapolated) = 0.114 W/kg

SAR(1 g) = 0.068 W/kg; SAR(10 g) = 0.041 W/kg

Maximum value of SAR (measured) = 0.0971 W/kg



Test Plot 51#: LTE Band 2_Body Right_Middle_1RB**DUT: Mobile phone; Type: VIVO XL3; Serial: 17101700121**

Communication System: Generic FDD-LTE; Frequency: 1880 MHz; Duty Cycle: 1:1
Medium parameters used: $f = 1880$ MHz; $\sigma = 1.494$ S/m; $\epsilon_r = 53.649$; $\rho = 1000$ kg/m³ ;
Phantom section: Left Section

DASY5 Configuration:

- Probe: EX3DV4 - SN7329; ConvF(7.77, 7.77, 7.77); Calibrated: 2017/3/13;
- Sensor-Surface: 1.4mm (Mechanical Surface Detection)
- Electronics: DAE4 Sn772; Calibrated: 2017/10/9
- Phantom: Triple Flat Phantom 5.1C; Type: QD 000 P51 CA; Serial: 1130
- Measurement SW: DASY52, Version 52.8 (8);

Area Scan (41x121x1): Interpolated grid: dx=1.500 mm, dy=1.500 mm

Maximum value of SAR (interpolated) = 0.224 W/kg


Zoom Scan (5x5x7)/Cube 0: Measurement grid: dx=8mm, dy=8mm, dz=5mm

Reference Value = 10.26 V/m; Power Drift = 0.06 dB

Peak SAR (extrapolated) = 0.243 W/kg

SAR(1 g) = 0.144 W/kg; SAR(10 g) = 0.083 W/kg

Maximum value of SAR (measured) = 0.206 W/kg



Test Plot 52#: LTE Band 2_Body Right_Middle_50%RB

DUT: Mobile phone; Type: VIVO XL3; Serial: 17101700121

Communication System: Generic FDD-LTE; Frequency: 1880 MHz; Duty Cycle: 1:1
 Medium parameters used: $f = 1880$ MHz; $\sigma = 1.494$ S/m; $\epsilon_r = 53.649$; $\rho = 1000$ kg/m³ ;
 Phantom section: Left Section

DASY5 Configuration:

- Probe: EX3DV4 - SN7329; ConvF(7.77, 7.77, 7.77); Calibrated: 2017/3/13;
- Sensor-Surface: 1.4mm (Mechanical Surface Detection)
- Electronics: DAE4 Sn772; Calibrated: 2017/10/9
- Phantom: Triple Flat Phantom 5.1C; Type: QD 000 P51 CA; Serial: 1130
- Measurement SW: DASY52, Version 52.8 (8);

Area Scan (41x121x1): Interpolated grid: dx=1.500 mm, dy=1.500 mm

Maximum value of SAR (interpolated) = 0.143 W/kg


Zoom Scan (5x5x7)/Cube 0: Measurement grid: dx=8mm, dy=8mm, dz=5mm

Reference Value = 8.387 V/m; Power Drift = -0.06 dB

Peak SAR (extrapolated) = 0.158 W/kg

SAR(1 g) = 0.096 W/kg; SAR(10 g) = 0.057 W/kg

Maximum value of SAR (measured) = 0.136 W/kg



Test Plot 53#: LTE Band 2_Body Bottom_Low_1RB

DUT: Mobile phone; Type: VIVO XL3; Serial: 17101700121

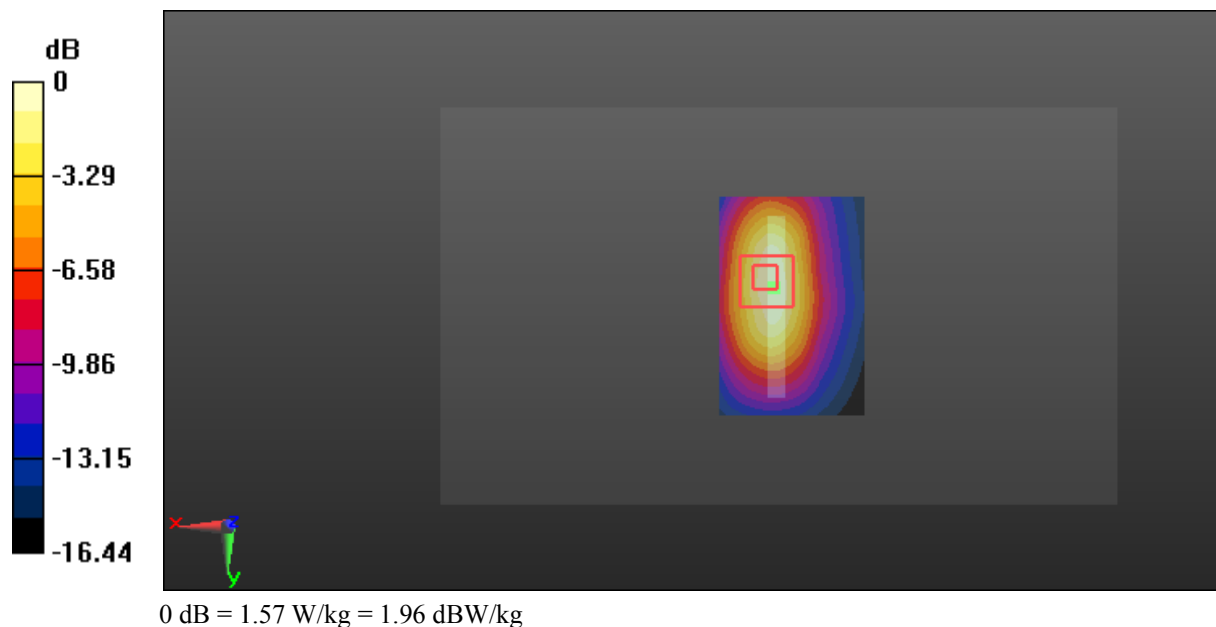
Communication System: Generic FDD-LTE; Frequency: 1860 MHz; Duty Cycle: 1:1
 Medium parameters used: $f = 1860$ MHz; $\sigma = 1.474$ S/m; $\epsilon_r = 54.003$; $\rho = 1000$ kg/m³ ;
 Phantom section: Left Section

DASY5 Configuration:

- Probe: EX3DV4 - SN7329; ConvF(7.77, 7.77, 7.77); Calibrated: 2017/3/13;
- Sensor-Surface: 1.4mm (Mechanical Surface Detection)
- Electronics: DAE4 Sn772; Calibrated: 2017/10/9
- Phantom: Triple Flat Phantom 5.1C; Type: QD 000 P51 CA; Serial: 1130
- Measurement SW: DASY52, Version 52.8 (8);

Area Scan (61x41x1): Interpolated grid: dx=1.500 mm, dy=1.500 mm
 Maximum value of SAR (interpolated) = 1.58 W/kg

Zoom Scan (5x5x7)/Cube 0: Measurement grid: dx=8mm, dy=8mm, dz=5mm
 Reference Value = 25.49 V/m; Power Drift = -0.11 dB
 Peak SAR (extrapolated) = 2.06 W/kg
SAR(1 g) = 1.14 W/kg; SAR(10 g) = 0.612 W/kg
 Maximum value of SAR (measured) = 1.57 W/kg



Test Plot 54#: LTE Band 2_Body Bottom_Middle_1RB

DUT: Mobile phone; Type: VIVO XL3; Serial: 17101700121

Communication System: Generic FDD-LTE; Frequency: 1880 MHz; Duty Cycle: 1:1
 Medium parameters used: $f = 1880$ MHz; $\sigma = 1.494$ S/m; $\epsilon_r = 53.649$; $\rho = 1000$ kg/m³ ;
 Phantom section: Left Section

DASY5 Configuration:

- Probe: EX3DV4 - SN7329; ConvF(7.77, 7.77, 7.77); Calibrated: 2017/3/13;
- Sensor-Surface: 1.4mm (Mechanical Surface Detection)
- Electronics: DAE4 Sn772; Calibrated: 2017/10/9
- Phantom: Triple Flat Phantom 5.1C; Type: QD 000 P51 CA; Serial: 1130
- Measurement SW: DASY52, Version 52.8 (8);

Area Scan (61x41x1): Interpolated grid: dx=1.500 mm, dy=1.500 mm

Maximum value of SAR (interpolated) = 1.69 W/kg


Zoom Scan (5x5x7)/Cube 0: Measurement grid: dx=8mm, dy=8mm, dz=5mm

Reference Value = 25.57 V/m; Power Drift = -0.06 dB

Peak SAR (extrapolated) = 2.15 W/kg

SAR(1 g) = 1.21 W/kg; SAR(10 g) = 0.646 W/kg

Maximum value of SAR (measured) = 1.78 W/kg



Test Plot 55#: LTE Band 2_Body Bottom_High_1RB

DUT: Mobile phone; Type: VIVO XL3; Serial: 17101700121

Communication System: Generic FDD-LTE; Frequency: 1900 MHz; Duty Cycle: 1:1
 Medium parameters used: $f = 1900$ MHz; $\sigma = 1.502$ S/m; $\epsilon_r = 53.695$; $\rho = 1000$ kg/m³ ;
 Phantom section: Left Section

DASY5 Configuration:

- Probe: EX3DV4 - SN7329; ConvF(7.77, 7.77, 7.77); Calibrated: 2017/3/13;
- Sensor-Surface: 1.4mm (Mechanical Surface Detection)
- Electronics: DAE4 Sn772; Calibrated: 2017/10/9
- Phantom: Triple Flat Phantom 5.1C; Type: QD 000 P51 CA; Serial: 1130
- Measurement SW: DASY52, Version 52.8 (8);

Area Scan (61x41x1): Interpolated grid: dx=1.500 mm, dy=1.500 mm

Maximum value of SAR (interpolated) = 1.18 W/kg

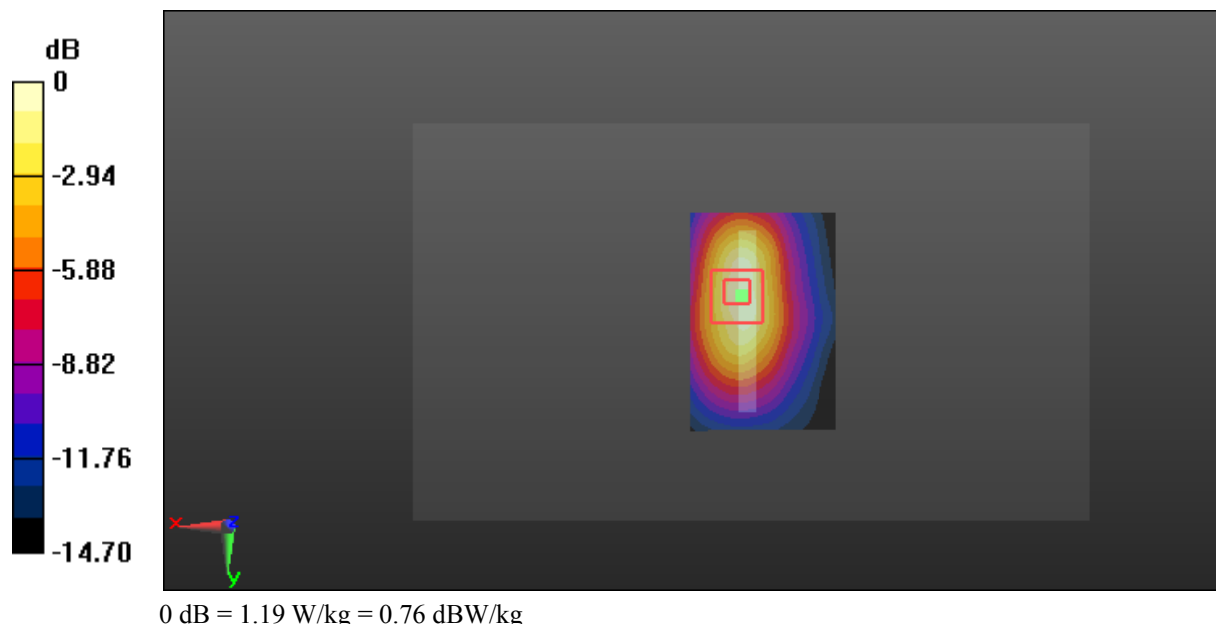
Zoom Scan (5x5x7)/Cube 0: Measurement grid: dx=8mm, dy=8mm, dz=5mm

Reference Value = 22.65 V/m; Power Drift = -0.17 dB

Peak SAR (extrapolated) = 1.42 W/kg

SAR(1 g) = 0.814 W/kg; SAR(10 g) = 0.451 W/kg

Maximum value of SAR (measured) = 1.19 W/kg



Test Plot 56#: LTE Band 2_Body Bottom_Low_50%RB

DUT: Mobile phone; Type: VIVO XL3; Serial: 17101700121

Communication System: Generic FDD-LTE; Frequency: 1860 MHz; Duty Cycle: 1:1
 Medium parameters used: $f = 1860$ MHz; $\sigma = 1.474$ S/m; $\epsilon_r = 54.003$; $\rho = 1000$ kg/m³ ;
 Phantom section: Left Section

DASY5 Configuration:

- Probe: EX3DV4 - SN7329; ConvF(7.77, 7.77, 7.77); Calibrated: 2017/3/13;
- Sensor-Surface: 1.4mm (Mechanical Surface Detection)
- Electronics: DAE4 Sn772; Calibrated: 2017/10/9
- Phantom: Triple Flat Phantom 5.1C; Type: QD 000 P51 CA; Serial: 1130
- Measurement SW: DASY52, Version 52.8 (8);

Area Scan (61x41x1): Interpolated grid: dx=1.500 mm, dy=1.500 mm

Maximum value of SAR (interpolated) = 1.03 W/kg

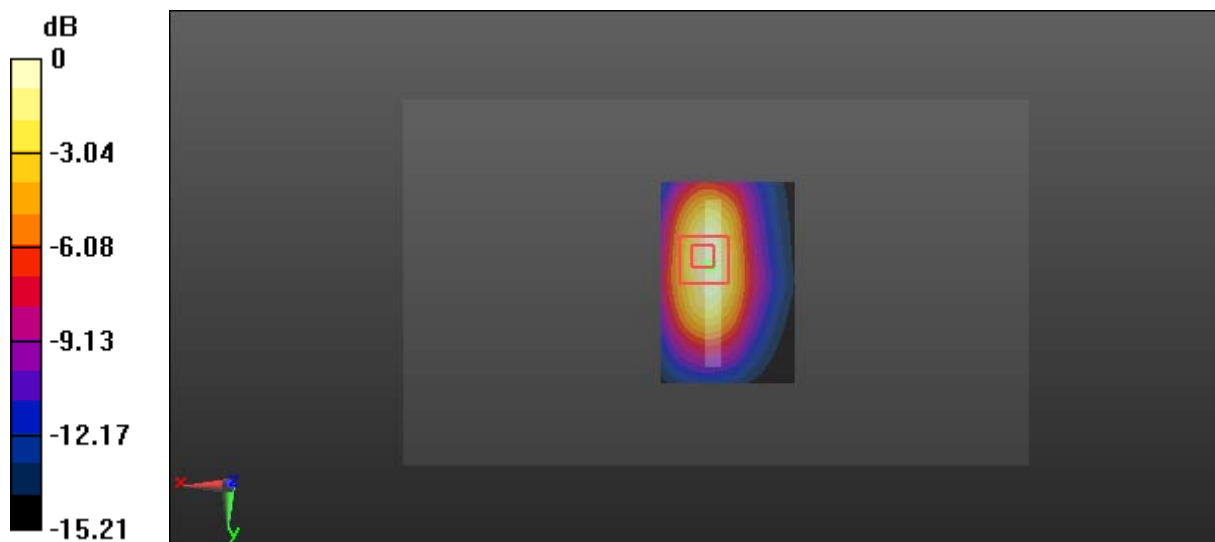
Zoom Scan (5x5x7)/Cube 0: Measurement grid: dx=8mm, dy=8mm, dz=5mm

Reference Value = 20.63 V/m; Power Drift = -0.14 dB

Peak SAR (extrapolated) = 1.35 W/kg

SAR(1 g) = 0.745 W/kg; SAR(10 g) = 0.400 W/kg

Maximum value of SAR (measured) = 1.03 W/kg



0 dB = 1.03 W/kg = 0.13 dBW/kg

Test Plot 57#: LTE Band 2_Body Bottom_Middle_50%RB**DUT: Mobile phone; Type: VIVO XL3; Serial: 17101700121**

Communication System: Generic FDD-LTE; Frequency: 1880 MHz; Duty Cycle: 1:1
Medium parameters used: $f = 1880$ MHz; $\sigma = 1.494$ S/m; $\epsilon_r = 53.649$; $\rho = 1000$ kg/m³ ;
Phantom section: Left Section

DASY5 Configuration:

- Probe: EX3DV4 - SN7329; ConvF(7.77, 7.77, 7.77); Calibrated: 2017/3/13;
- Sensor-Surface: 1.4mm (Mechanical Surface Detection)
- Electronics: DAE4 Sn772; Calibrated: 2017/10/9
- Phantom: Triple Flat Phantom 5.1C; Type: QD 000 P51 CA; Serial: 1130
- Measurement SW: DASY52, Version 52.8 (8);

Area Scan (61x41x1): Interpolated grid: dx=1.500 mm, dy=1.500 mm

Maximum value of SAR (interpolated) = 1.02 W/kg


Zoom Scan (5x5x7)/Cube 0: Measurement grid: dx=8mm, dy=8mm, dz=5mm

Reference Value = 20.56 V/m; Power Drift = 0.19 dB

Peak SAR (extrapolated) = 1.27 W/kg

SAR(1 g) = 0.732 W/kg; SAR(10 g) = 0.407 W/kg

Maximum value of SAR (measured) = 1.06 W/kg



Test Plot 58#: LTE Band 2_Body Bottom_High_50%RB

DUT: Mobile phone; Type: VIVO XL3; Serial: 17101700121

Communication System: Generic FDD-LTE; Frequency: 1900 MHz;Duty Cycle: 1:1
 Medium parameters used: $f = 1900$ MHz; $\sigma = 1.502$ S/m; $\epsilon_r = 53.695$; $\rho = 1000$ kg/m³ ;
 Phantom section: Left Section

DASY5 Configuration:

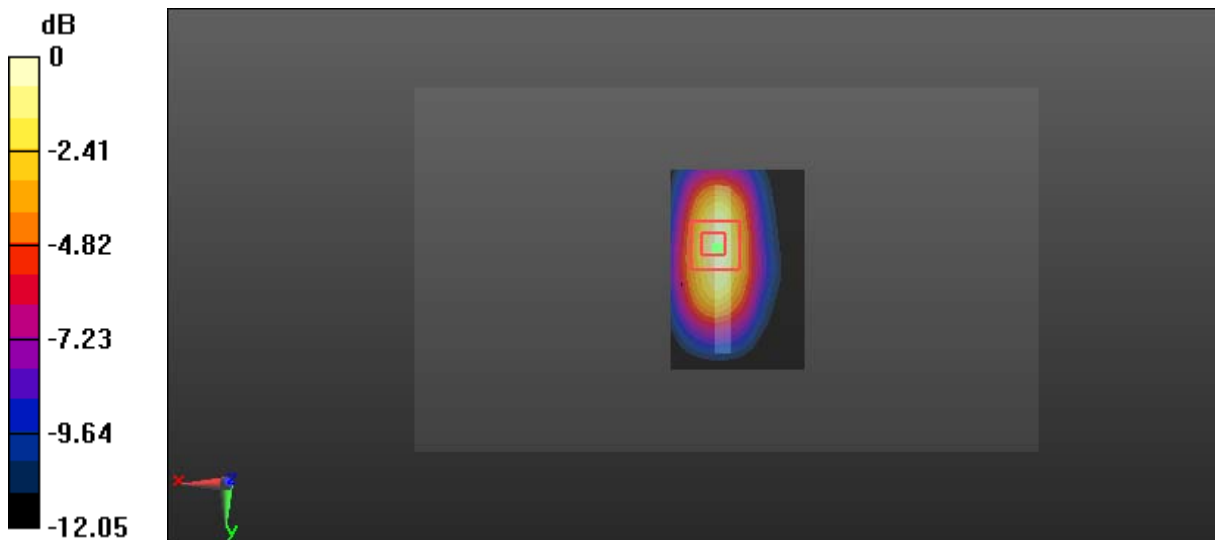
- Probe: EX3DV4 - SN7329; ConvF(7.77, 7.77, 7.77); Calibrated: 2017/3/13;
- Sensor-Surface: 1.4mm (Mechanical Surface Detection)
- Electronics: DAE4 Sn772;Calibrated: 2017/10/9
- Phantom: Triple Flat Phantom 5.1C; Type: QD 000 P51 CA; Serial: 1130
- Measurement SW: DASY52, Version 52.8 (8);

Area Scan (61x41x1): Interpolated grid: dx=1.500 mm, dy=1.500 mm
 Maximum value of SAR (interpolated) = 1.08 W/kg

Zoom Scan (5x5x7)/Cube 0: Measurement grid: dx=8mm, dy=8mm, dz=5mm
 Reference Value = 21.39 V/m; Power Drift = -0.12 dB
 Peak SAR (extrapolated) = 1.27 W/kg

SAR(1 g) = 0.726 W/kg; SAR(10 g) = 0.402 W/kg

Maximum value of SAR (measured) = 1.06 W/kg



0 dB = 1.06 W/kg = 0.25 dBW/kg

Test Plot 59#: LTE Band 2_Body Bottom_Middle_100%RB

DUT: Mobile phone; Type: VIVO XL3; Serial: 17101700121

Communication System: Generic FDD-LTE; Frequency: 1880 MHz; Duty Cycle: 1:1
 Medium parameters used: $f = 1880$ MHz; $\sigma = 1.494$ S/m; $\epsilon_r = 53.649$; $\rho = 1000$ kg/m³ ;
 Phantom section: Left Section

DASY5 Configuration:

- Probe: EX3DV4 - SN7329; ConvF(7.77, 7.77, 7.77); Calibrated: 2017/3/13;
- Sensor-Surface: 1.4mm (Mechanical Surface Detection)
- Electronics: DAE4 Sn772; Calibrated: 2017/10/9
- Phantom: Triple Flat Phantom 5.1C; Type: QD 000 P51 CA; Serial: 1130
- Measurement SW: DASY52, Version 52.8 (8);

Area Scan (61x41x1): Interpolated grid: dx=1.500 mm, dy=1.500 mm

Maximum value of SAR (interpolated) = 0.885 W/kg

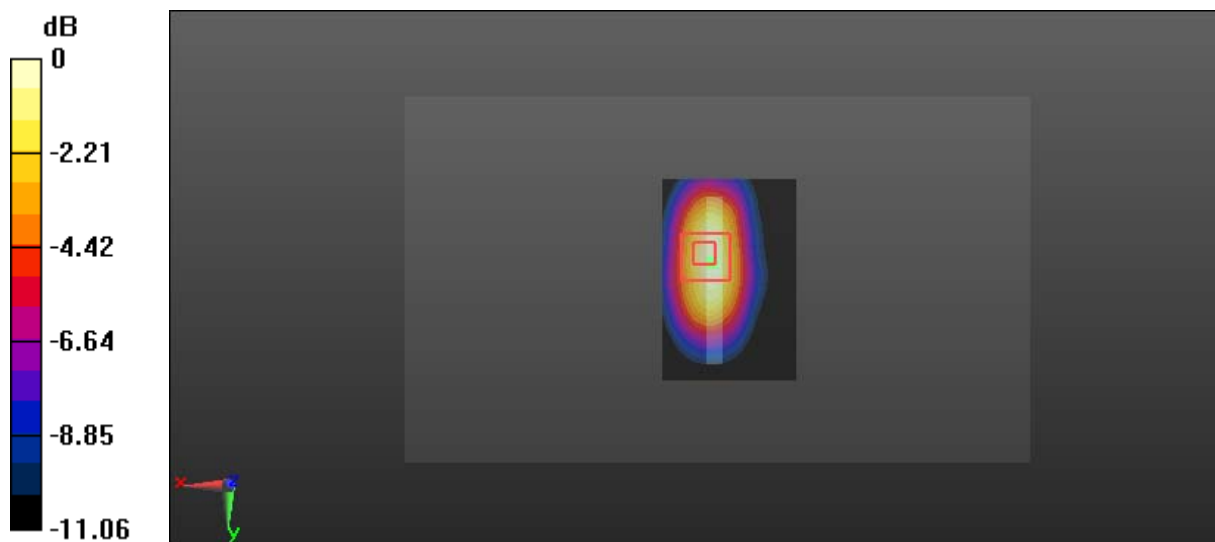
Zoom Scan (5x5x7)/Cube 0: Measurement grid: dx=8mm, dy=8mm, dz=5mm

Reference Value = 19.15 V/m; Power Drift = 0.03 dB

Peak SAR (extrapolated) = 1.11 W/kg

SAR(1 g) = 0.635 W/kg; SAR(10 g) = 0.353 W/kg

Maximum value of SAR (measured) = 0.92 W/kg



0 dB = 0.92 W/kg = -0.36 dBW/kg

Test Plot 60#: LTE Band 4_Head Left Cheek_Middle_1RB**DUT: Mobile phone; Type: VIVO XL3; Serial: 17101700121**

Communication System: Generic FDD-LTE; Frequency: 1732.5 MHz; Duty Cycle: 1:1
Medium parameters used: $f = 1732.5$ MHz; $\sigma = 1.338$ S/m; $\epsilon_r = 41.278$; $\rho = 1000$ kg/m³ ;
Phantom section: Left Section

DASY5 Configuration:

- Probe: EX3DV4 - SN7329; ConvF(8.36, 8.36, 8.36); Calibrated: 2017/3/13;
- Sensor-Surface: 1.4mm (Mechanical Surface Detection)
- Electronics: DAE4 Sn772; Calibrated: 2017/10/9
- Phantom: Twin SAM; Type: Twin SAM V5.0; Serial: 1412
- Measurement SW: DASY52, Version 52.8 (8);

Area Scan (61x121x1): Interpolated grid: dx=1.500 mm, dy=1.500 mm

Maximum value of SAR (interpolated) = 0.0763 W/kg

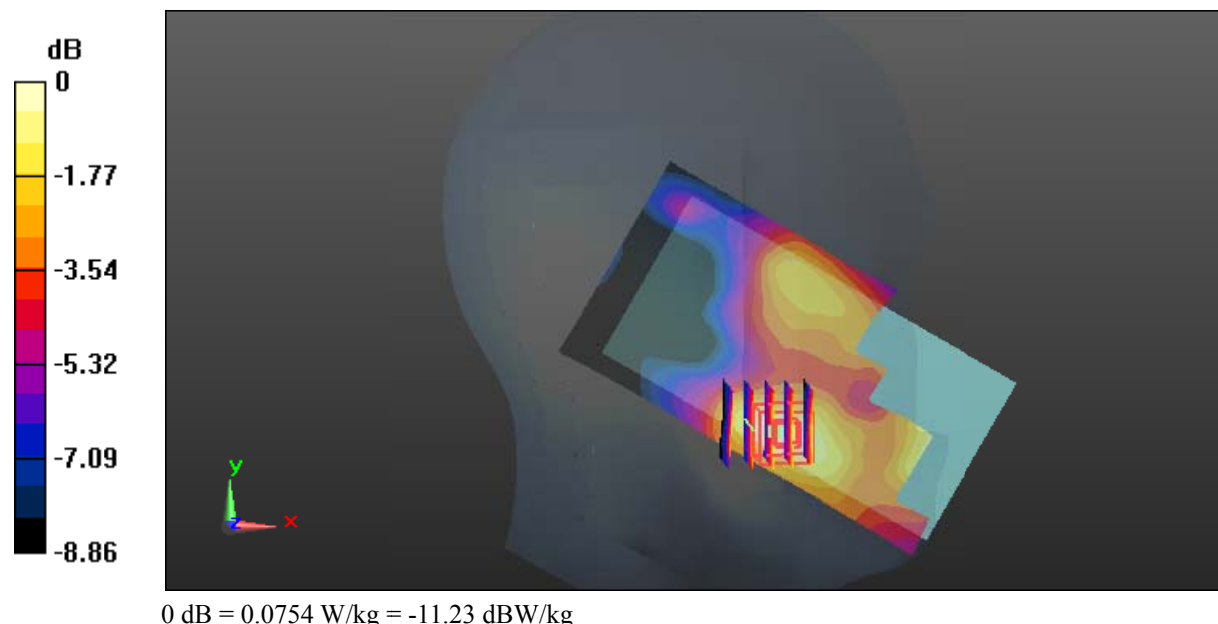
Zoom Scan (5x5x7)/Cube 0: Measurement grid: dx=8mm, dy=8mm, dz=5mm

Reference Value = 2.121 V/m; Power Drift = 0.10 dB

Peak SAR (extrapolated) = 0.0880 W/kg

SAR(1 g) = 0.055 W/kg; SAR(10 g) = 0.039 W/kg

Maximum value of SAR (measured) = 0.0754 W/kg



Test Plot 61#: LTE Band 4_Head Left Cheek_Middle_50%RB**DUT: Mobile phone; Type: VIVO XL3; Serial: 17101700121**

Communication System: Generic FDD-LTE; Frequency: 1732.5 MHz; Duty Cycle: 1:1
Medium parameters used: $f = 1732.5$ MHz; $\sigma = 1.338$ S/m; $\epsilon_r = 41.278$; $\rho = 1000$ kg/m³ ;
Phantom section: Left Section

DASY5 Configuration:

- Probe: EX3DV4 - SN7329; ConvF(8.36, 8.36, 8.36); Calibrated: 2017/3/13;
- Sensor-Surface: 1.4mm (Mechanical Surface Detection)
- Electronics: DAE4 Sn772; Calibrated: 2017/10/9
- Phantom: Twin SAM; Type: Twin SAM V5.0; Serial: 1412
- Measurement SW: DASY52, Version 52.8 (8);

Area Scan (61x121x1): Interpolated grid: dx=1.500 mm, dy=1.500 mm

Maximum value of SAR (interpolated) = 0.0614 W/kg

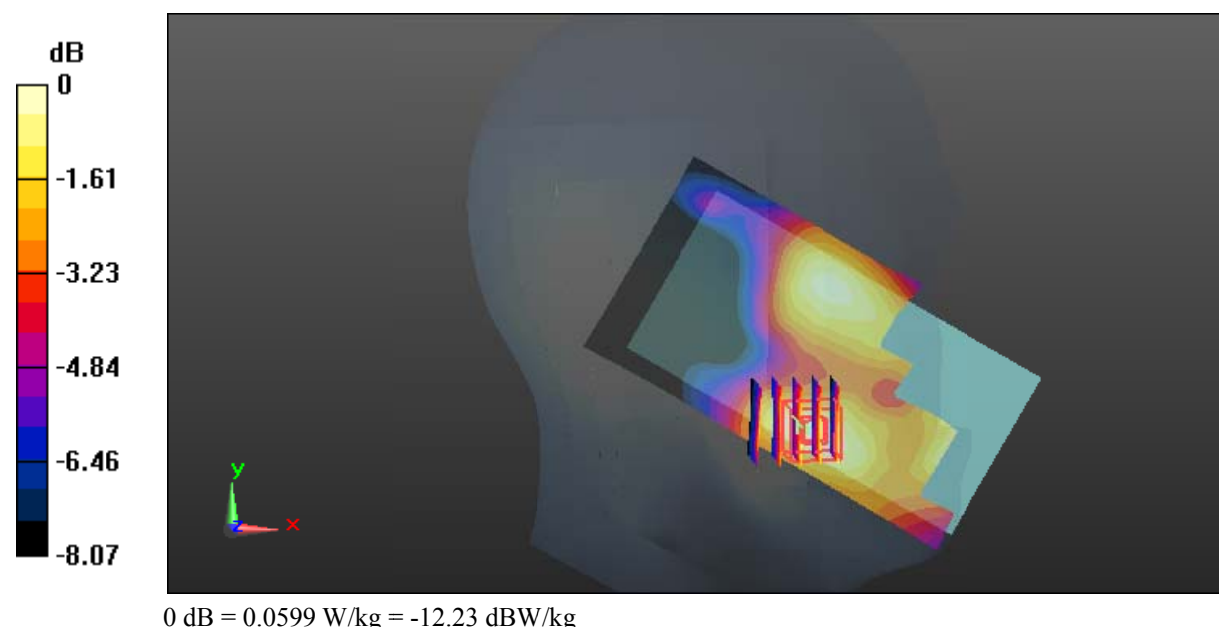
Zoom Scan (5x5x7)/Cube 0: Measurement grid: dx=8mm, dy=8mm, dz=5mm

Reference Value = 1.903 V/m; Power Drift = 0.10 dB

Peak SAR (extrapolated) = 0.0700 W/kg

SAR(1 g) = 0.047 W/kg; SAR(10 g) = 0.034 W/kg

Maximum value of SAR (measured) = 0.0599 W/kg



Test Plot 62#: LTE Band 4_Head Left Tilt_Middle_1RB**DUT: Mobile phone; Type: VIVO XL3; Serial: 17101700121**

Communication System: Generic FDD-LTE; Frequency: 1732.5 MHz; Duty Cycle: 1:1
Medium parameters used: $f = 1732.5$ MHz; $\sigma = 1.338$ S/m; $\epsilon_r = 41.278$; $\rho = 1000$ kg/m³ ;
Phantom section: Left Section

DASY5 Configuration:

- Probe: EX3DV4 - SN7329; ConvF(8.36, 8.36, 8.36); Calibrated: 2017/3/13;
- Sensor-Surface: 1.4mm (Mechanical Surface Detection)
- Electronics: DAE4 Sn772; Calibrated: 2017/10/9
- Phantom: Twin SAM; Type: Twin SAM V5.0; Serial: 1412
- Measurement SW: DASY52, Version 52.8 (8);

Area Scan (61x121x1): Interpolated grid: dx=1.500 mm, dy=1.500 mm

Maximum value of SAR (interpolated) = 0.0765 W/kg

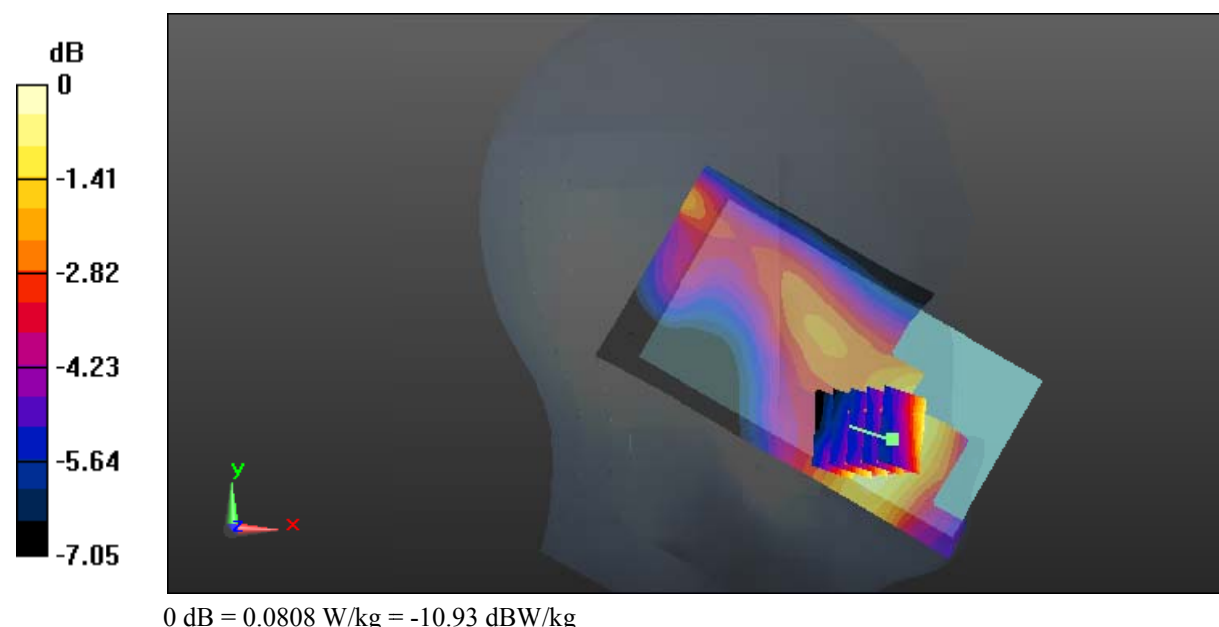
Zoom Scan (5x5x7)/Cube 0: Measurement grid: dx=8mm, dy=8mm, dz=5mm

Reference Value = 4.659 V/m; Power Drift = 0.03 dB

Peak SAR (extrapolated) = 0.0880 W/kg

SAR(1 g) = 0.064 W/kg; SAR(10 g) = 0.046 W/kg

Maximum value of SAR (measured) = 0.0808 W/kg



Test Plot 63#: LTE Band 4_Head Left Tilt_Middle_50%RB**DUT: Mobile phone; Type: VIVO XL3; Serial: 17101700121**

Communication System: Generic FDD-LTE; Frequency: 1732.5 MHz; Duty Cycle: 1:1
Medium parameters used: $f = 1732.5$ MHz; $\sigma = 1.338$ S/m; $\epsilon_r = 41.278$; $\rho = 1000$ kg/m³ ;
Phantom section: Left Section

DASY5 Configuration:

- Probe: EX3DV4 - SN7329; ConvF(8.36, 8.36, 8.36); Calibrated: 2017/3/13;
- Sensor-Surface: 1.4mm (Mechanical Surface Detection)
- Electronics: DAE4 Sn772; Calibrated: 2017/10/9
- Phantom: Twin SAM; Type: Twin SAM V5.0; Serial: 1412
- Measurement SW: DASY52, Version 52.8 (8);

Area Scan (61x121x1): Interpolated grid: dx=1.500 mm, dy=1.500 mm

Maximum value of SAR (interpolated) = 0.0617 W/kg

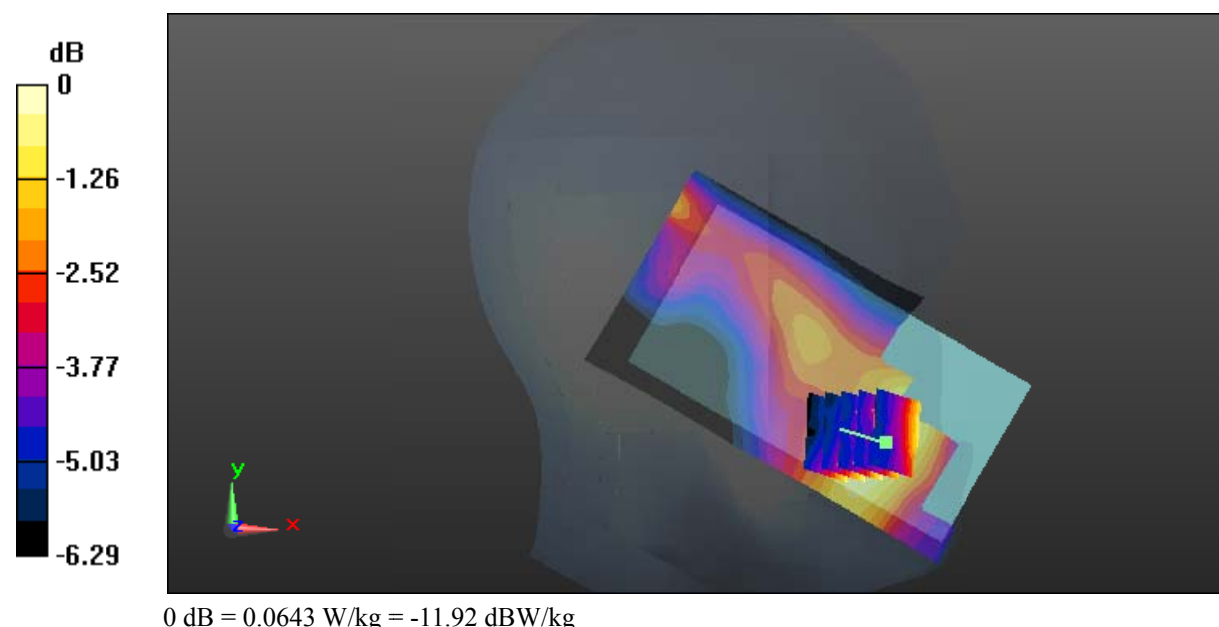
Zoom Scan (5x5x7)/Cube 0: Measurement grid: dx=8mm, dy=8mm, dz=5mm

Reference Value = 4.341 V/m; Power Drift = 0.17 dB

Peak SAR (extrapolated) = 0.0710 W/kg

SAR(1 g) = 0.052 W/kg; SAR(10 g) = 0.039 W/kg

Maximum value of SAR (measured) = 0.0643 W/kg



Test Plot 64#: LTE Band 4_Head Right Cheek_Middle_1RB**DUT: Mobile phone; Type: VIVO XL3; Serial: 17101700121**

Communication System: Generic FDD-LTE; Frequency: 1732.5 MHz; Duty Cycle: 1:1
Medium parameters used: $f = 1732.5$ MHz; $\sigma = 1.338$ S/m; $\epsilon_r = 41.278$; $\rho = 1000$ kg/m³ ;
Phantom section: Right Section

DASY5 Configuration:

- Probe: EX3DV4 - SN7329; ConvF(8.36, 8.36, 8.36); Calibrated: 2017/3/13;
- Sensor-Surface: 1.4mm (Mechanical Surface Detection)
- Electronics: DAE4 Sn772; Calibrated: 2017/10/9
- Phantom: Twin SAM; Type: Twin SAM V5.0; Serial: 1412
- Measurement SW: DASY52, Version 52.8 (8);

Area Scan (61x121x1): Interpolated grid: dx=1.500 mm, dy=1.500 mm

Maximum value of SAR (interpolated) = 0.160 W/kg

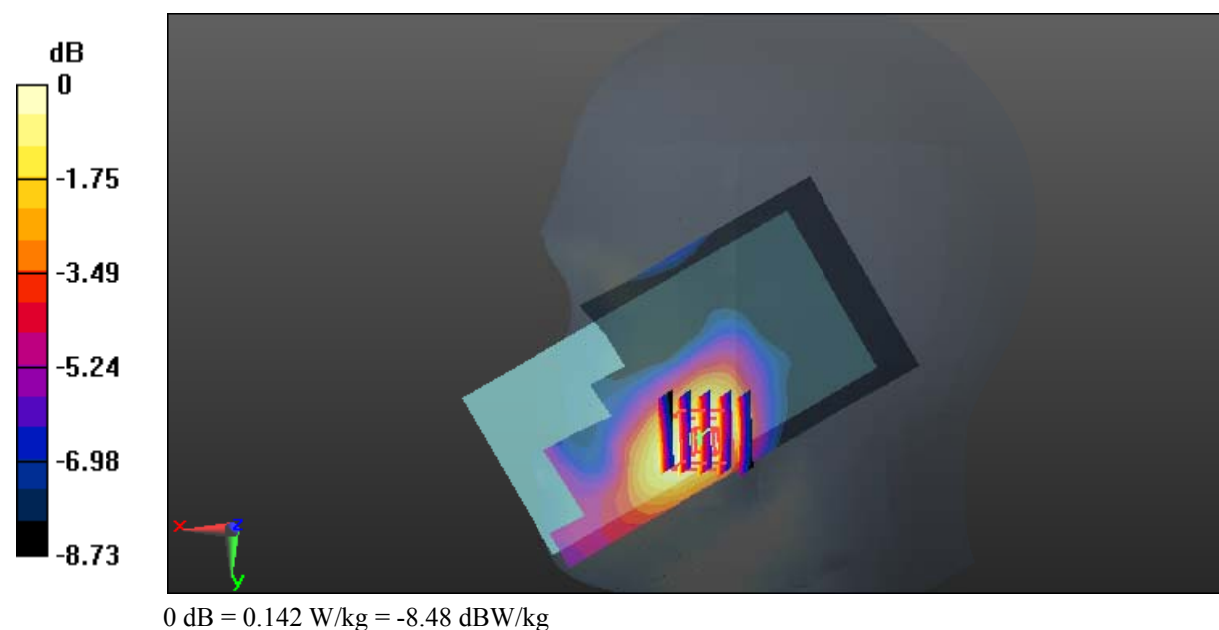
Zoom Scan (5x5x7)/Cube 0: Measurement grid: dx=8mm, dy=8mm, dz=5mm

Reference Value = 3.384 V/m; Power Drift = 0.01 dB

Peak SAR (extrapolated) = 0.165 W/kg

SAR(1 g) = 0.114 W/kg; SAR(10 g) = 0.079 W/kg

Maximum value of SAR (measured) = 0.142 W/kg



Test Plot 65#: LTE Band 4_Head Right Cheek_Middle_50%RB**DUT: Mobile phone; Type: VIVO XL3; Serial: 17101700121**

Communication System: Generic FDD-LTE; Frequency: 1732.5 MHz; Duty Cycle: 1:1
Medium parameters used: $f = 1732.5$ MHz; $\sigma = 1.338$ S/m; $\epsilon_r = 41.278$; $\rho = 1000$ kg/m³ ;
Phantom section: Right Section

DASY5 Configuration:

- Probe: EX3DV4 - SN7329; ConvF(8.36, 8.36, 8.36); Calibrated: 2017/3/13;
- Sensor-Surface: 1.4mm (Mechanical Surface Detection)
- Electronics: DAE4 Sn772; Calibrated: 2017/10/9
- Phantom: Twin SAM; Type: Twin SAM V5.0; Serial: 1412
- Measurement SW: DASY52, Version 52.8 (8);

Area Scan (61x121x1): Interpolated grid: dx=1.500 mm, dy=1.500 mm

Maximum value of SAR (interpolated) = 0.131 W/kg

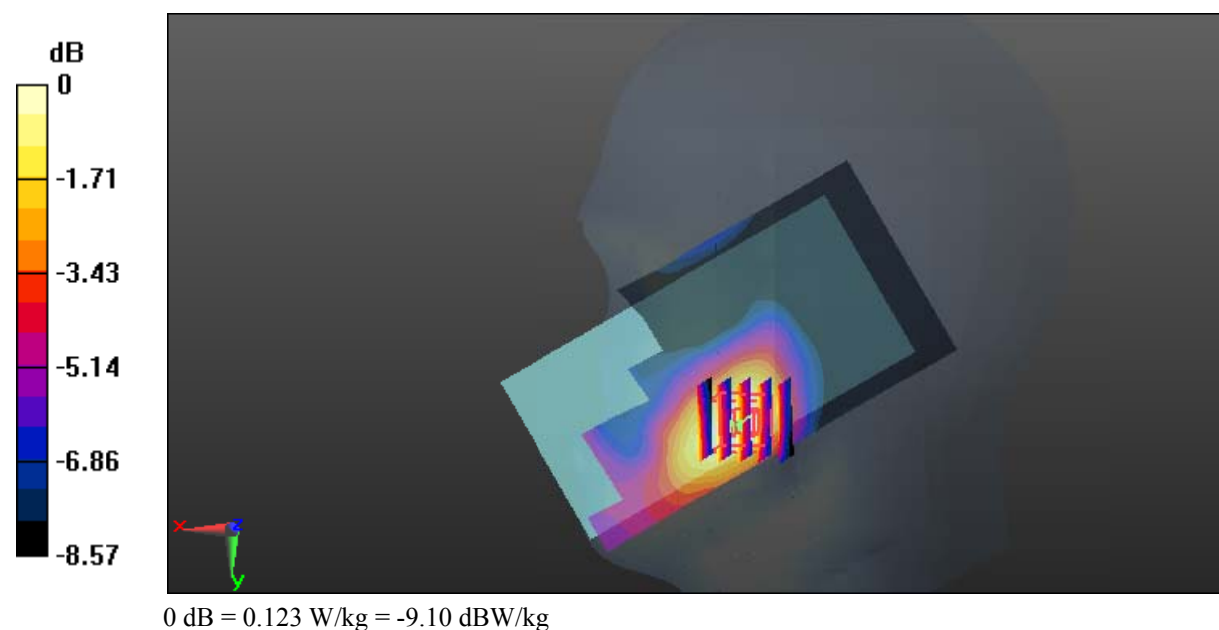
Zoom Scan (5x5x7)/Cube 0: Measurement grid: dx=8mm, dy=8mm, dz=5mm

Reference Value = 3.369 V/m; Power Drift = 0.04 dB

Peak SAR (extrapolated) = 0.142 W/kg

SAR(1 g) = 0.098 W/kg; SAR(10 g) = 0.068 W/kg

Maximum value of SAR (measured) = 0.123 W/kg



Test Plot 66#: LTE Band 4_Head Right Tilt_Middle_1RB**DUT: Mobile phone; Type: VIVO XL3; Serial: 17101700121**

Communication System: Generic FDD-LTE; Frequency: 1732.5 MHz; Duty Cycle: 1:1
Medium parameters used: $f = 1732.5$ MHz; $\sigma = 1.338$ S/m; $\epsilon_r = 41.278$; $\rho = 1000$ kg/m³ ;
Phantom section: Right Section

DASY5 Configuration:

- Probe: EX3DV4 - SN7329; ConvF(8.36, 8.36, 8.36); Calibrated: 2017/3/13;
- Sensor-Surface: 1.4mm (Mechanical Surface Detection)
- Electronics: DAE4 Sn772; Calibrated: 2017/10/9
- Phantom: Twin SAM; Type: Twin SAM V5.0; Serial: 1412
- Measurement SW: DASY52, Version 52.8 (8);

Area Scan (61x121x1): Interpolated grid: dx=1.500 mm, dy=1.500 mm

Maximum value of SAR (interpolated) = 0.0319 W/kg


Zoom Scan (5x5x7)/Cube 0: Measurement grid: dx=8mm, dy=8mm, dz=5mm

Reference Value = 3.395 V/m; Power Drift = 0.01 dB

Peak SAR (extrapolated) = 0.0350 W/kg

SAR(1 g) = 0.027 W/kg; SAR(10 g) = 0.022 W/kg

Maximum value of SAR (measured) = 0.0317 W/kg



Test Plot 67#: LTE Band 4_Head Right Tilt_Middle_50%RB**DUT: Mobile phone; Type: VIVO XL3; Serial: 17101700121**

Communication System: Generic FDD-LTE; Frequency: 1732.5 MHz; Duty Cycle: 1:1
Medium parameters used: $f = 1732.5$ MHz; $\sigma = 1.338$ S/m; $\epsilon_r = 41.278$; $\rho = 1000$ kg/m³ ;
Phantom section: Right Section

DASY5 Configuration:

- Probe: EX3DV4 - SN7329; ConvF(8.36, 8.36, 8.36); Calibrated: 2017/3/13;
- Sensor-Surface: 1.4mm (Mechanical Surface Detection)
- Electronics: DAE4 Sn772; Calibrated: 2017/10/9
- Phantom: Twin SAM; Type: Twin SAM V5.0; Serial: 1412
- Measurement SW: DASY52, Version 52.8 (8);

Area Scan (61x121x1): Interpolated grid: $dx=1.500$ mm, $dy=1.500$ mm

Maximum value of SAR (interpolated) = 0.0284 W/kg

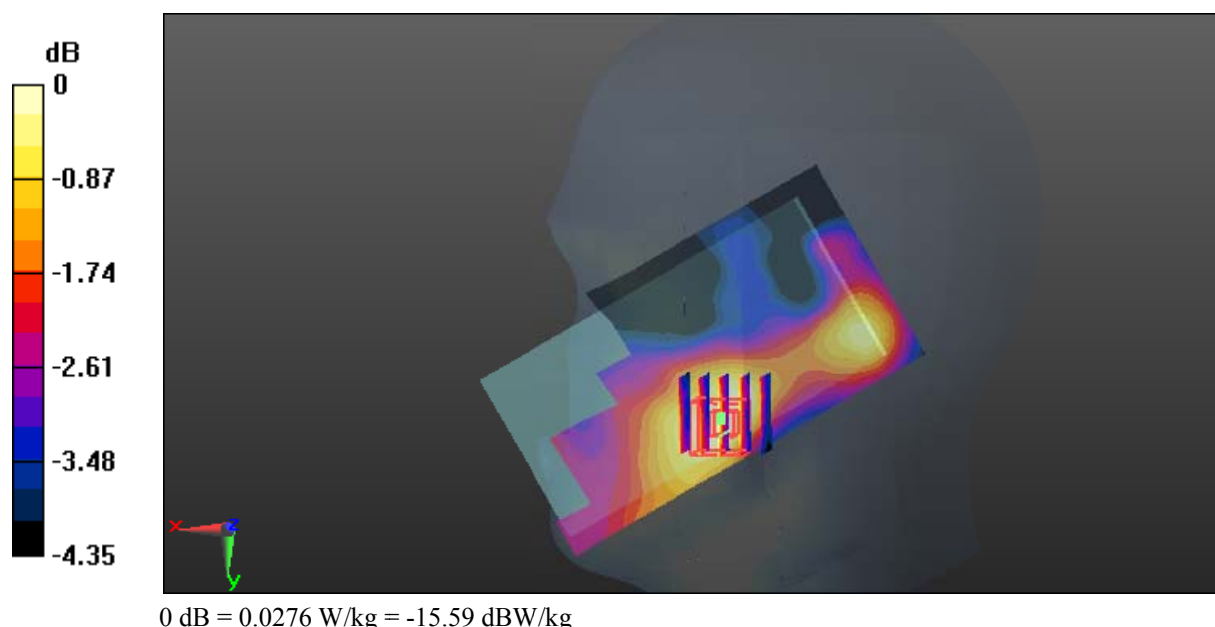
Zoom Scan (5x5x7)/Cube 0: Measurement grid: $dx=8$ mm, $dy=8$ mm, $dz=5$ mm

Reference Value = 3.178 V/m; Power Drift = 0.04 dB

Peak SAR (extrapolated) = 0.0300 W/kg

SAR(1 g) = 0.024 W/kg; SAR(10 g) = 0.019 W/kg

Maximum value of SAR (measured) = 0.0276 W/kg



Test Plot 68#: LTE Band 4_Body Back_Low_1RB**DUT: Mobile phone; Type: VIVO XL3; Serial: 17101700121**

Communication System: Generic FDD-LTE; Frequency: 1720 MHz; Duty Cycle: 1:1
Medium parameters used: $f = 1720$ MHz; $\sigma = 1.417$ S/m; $\epsilon_r = 53.584$; $\rho = 1000$ kg/m³ ;
Phantom section: Left Section

DASY5 Configuration:

- Probe: EX3DV4 - SN7329; ConvF(8.13, 8.13, 8.13); Calibrated: 2017/3/13;
- Sensor-Surface: 1.4mm (Mechanical Surface Detection)
- Electronics: DAE4 Sn772; Calibrated: 2017/10/9
- Phantom: Triple Flat Phantom 5.1C; Type: QD 000 P51 CA; Serial: 1130
- Measurement SW: DASY52, Version 52.8 (8);

Area Scan (61x121x1): Interpolated grid: dx=1.500 mm, dy=1.500 mm

Maximum value of SAR (interpolated) = 1.31 W/kg


Zoom Scan (5x5x7)/Cube 0: Measurement grid: dx=8mm, dy=8mm, dz=5mm

Reference Value = 5.720 V/m; Power Drift = 0.11 dB

Peak SAR (extrapolated) = 1.72 W/kg

SAR(1 g) = 1.03 W/kg; SAR(10 g) = 0.577 W/kg

Maximum value of SAR (measured) = 1.43 W/kg



Test Plot 69#: LTE Band 4_Body Back_Middle_1RB**DUT: Mobile phone; Type: VIVO XL3; Serial: 17101700121**

Communication System: Generic FDD-LTE; Frequency: 1732.5 MHz; Duty Cycle: 1:1
Medium parameters used: $f = 1732.5$ MHz; $\sigma = 1.423$ S/m; $\epsilon_r = 53.687$; $\rho = 1000$ kg/m³ ;
Phantom section: Left Section

DASY5 Configuration:

- Probe: EX3DV4 - SN7329; ConvF(8.13, 8.13, 8.13); Calibrated: 2017/3/13;
- Sensor-Surface: 1.4mm (Mechanical Surface Detection)
- Electronics: DAE4 Sn772; Calibrated: 2017/10/9
- Phantom: Triple Flat Phantom 5.1C; Type: QD 000 P51 CA; Serial: 1130
- Measurement SW: DASY52, Version 52.8 (8);

Area Scan (61x121x1): Interpolated grid: dx=1.500 mm, dy=1.500 mm

Maximum value of SAR (interpolated) = 1.37 W/kg

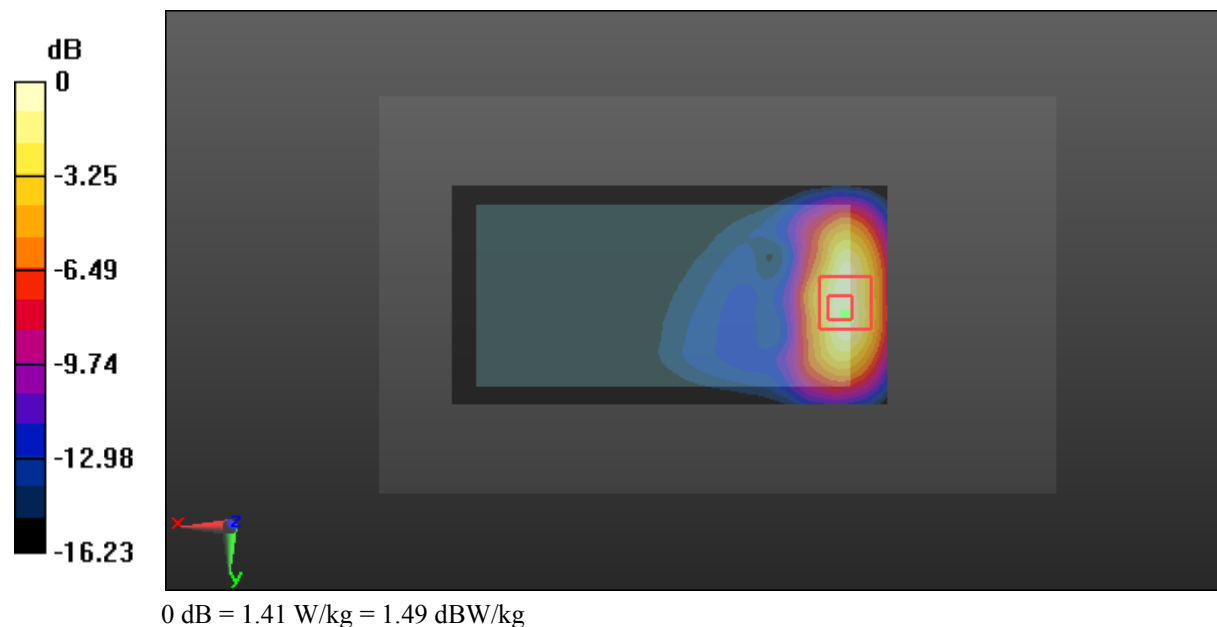
Zoom Scan (5x5x7)/Cube 0: Measurement grid: dx=8mm, dy=8mm, dz=5mm

Reference Value = 5.931 V/m; Power Drift = 0.08 dB

Peak SAR (extrapolated) = 1.83 W/kg

SAR(1 g) = 1.07 W/kg; SAR(10 g) = 0.596 W/kg

Maximum value of SAR (measured) = 1.41 W/kg



Test Plot 70#: LTE Band 4_Body Back_High_1RB**DUT: Mobile phone; Type: VIVO XL3; Serial: 17101700121**

Communication System: Generic FDD-LTE; Frequency: 1745 MHz; Duty Cycle: 1:1
Medium parameters used: $f = 1745$ MHz; $\sigma = 1.429$ S/m; $\epsilon_r = 53.585$; $\rho = 1000$ kg/m³ ;
Phantom section: Left Section

DASY5 Configuration:

- Probe: EX3DV4 - SN7329; ConvF(8.13, 8.13, 8.13); Calibrated: 2017/3/13;
- Sensor-Surface: 1.4mm (Mechanical Surface Detection)
- Electronics: DAE4 Sn772; Calibrated: 2017/10/9
- Phantom: Triple Flat Phantom 5.1C; Type: QD 000 P51 CA; Serial: 1130
- Measurement SW: DASY52, Version 52.8 (8);

Area Scan (61x121x1): Interpolated grid: dx=1.500 mm, dy=1.500 mm

Maximum value of SAR (interpolated) = 1.25 W/kg


Zoom Scan (5x5x7)/Cube 0: Measurement grid: dx=8mm, dy=8mm, dz=5mm

Reference Value = 6.178 V/m; Power Drift = 0.01 dB

Peak SAR (extrapolated) = 1.74 W/kg

SAR(1 g) = 1.01 W/kg; SAR(10 g) = 0.555 W/kg

Maximum value of SAR (measured) = 1.32 W/kg



Test Plot 71#: LTE Band 4_Body Back_Low_50%RB

DUT: Mobile phone; Type: VIVO XL3; Serial: 17101700121

Communication System: Generic FDD-LTE; Frequency: 1720 MHz; Duty Cycle: 1:1
 Medium parameters used: $f = 1720$ MHz; $\sigma = 1.417$ S/m; $\epsilon_r = 53.584$; $\rho = 1000$ kg/m³ ;
 Phantom section: Left Section

DASY5 Configuration:

- Probe: EX3DV4 - SN7329; ConvF(8.13, 8.13, 8.13); Calibrated: 2017/3/13;
- Sensor-Surface: 1.4mm (Mechanical Surface Detection)
- Electronics: DAE4 Sn772; Calibrated: 2017/10/9
- Phantom: Triple Flat Phantom 5.1C; Type: QD 000 P51 CA; Serial: 1130
- Measurement SW: DASY52, Version 52.8 (8);

Area Scan (61x121x1): Interpolated grid: dx=1.500 mm, dy=1.500 mm

Maximum value of SAR (interpolated) = 0.944 W/kg

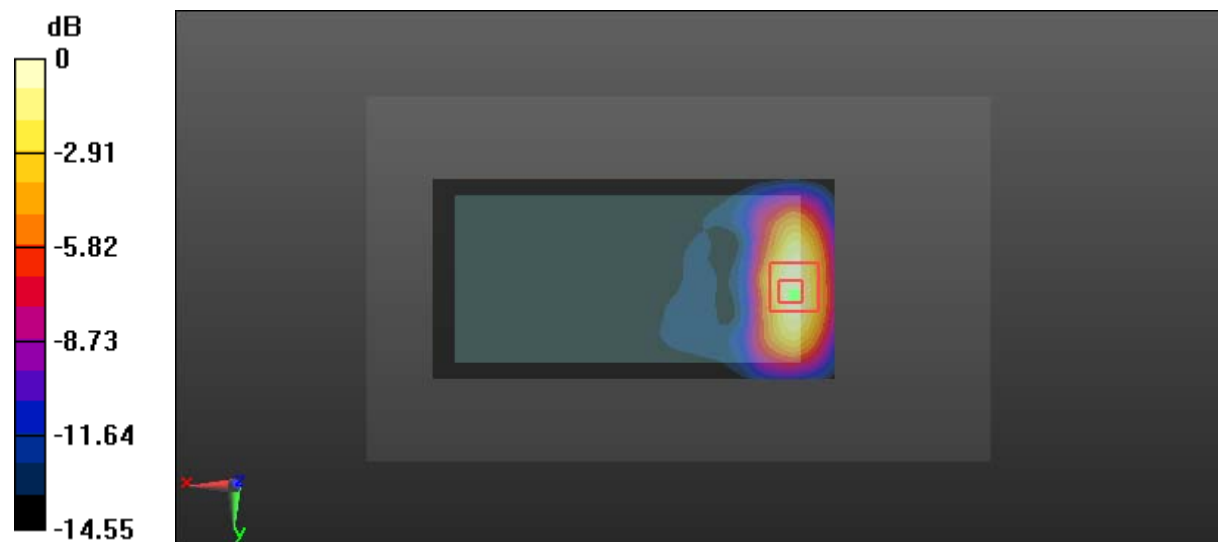
Zoom Scan (5x5x7)/Cube 0: Measurement grid: dx=8mm, dy=8mm, dz=5mm

Reference Value = 5.946 V/m; Power Drift = -0.03 dB

Peak SAR (extrapolated) = 1.23 W/kg

SAR(1 g) = 0.711 W/kg; SAR(10 g) = 0.393 W/kg

Maximum value of SAR (measured) = 0.983 W/kg



0 dB = 0.983 W/kg = -0.07 dBW/kg

Test Plot 72#: LTE Band 4_Body Back_Middle_50%RB**DUT: Mobile phone; Type: VIVO XL3; Serial: 17101700121**

Communication System: Generic FDD-LTE; Frequency: 1732.5 MHz; Duty Cycle: 1:1
Medium parameters used: $f = 1732.5$ MHz; $\sigma = 1.423$ S/m; $\epsilon_r = 53.687$; $\rho = 1000$ kg/m³ ;
Phantom section: Left Section

DASY5 Configuration:

- Probe: EX3DV4 - SN7329; ConvF(8.13, 8.13, 8.13); Calibrated: 2017/3/13;
- Sensor-Surface: 1.4mm (Mechanical Surface Detection)
- Electronics: DAE4 Sn772; Calibrated: 2017/10/9
- Phantom: Triple Flat Phantom 5.1C; Type: QD 000 P51 CA; Serial: 1130
- Measurement SW: DASY52, Version 52.8 (8);

Area Scan (61x121x1): Interpolated grid: dx=1.500 mm, dy=1.500 mm

Maximum value of SAR (interpolated) = 1.03 W/kg

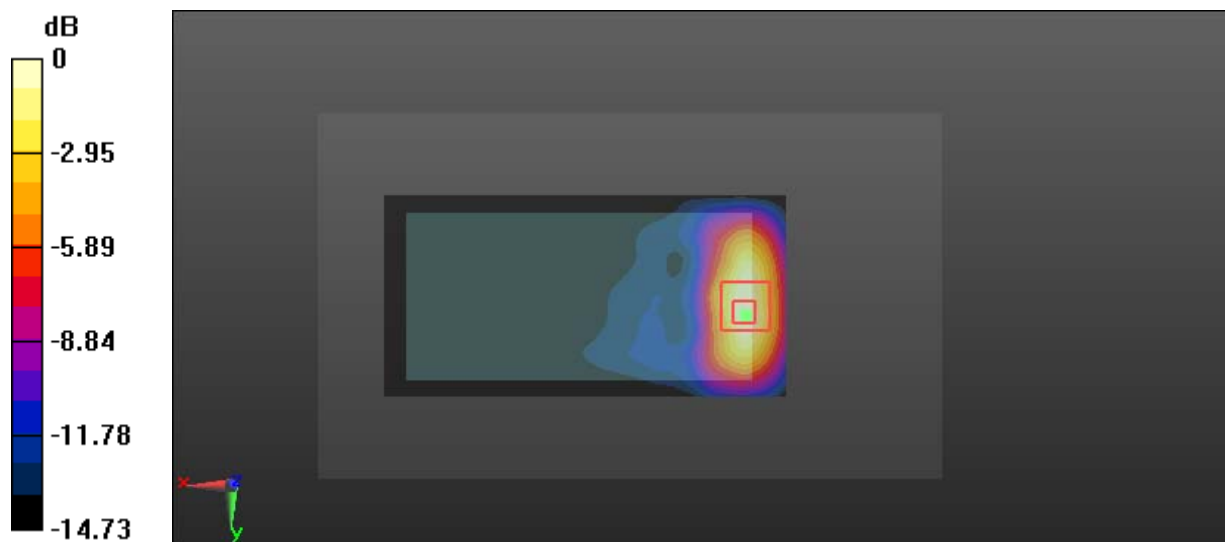
Zoom Scan (5x5x7)/Cube 0: Measurement grid: dx=8mm, dy=8mm, dz=5mm

Reference Value = 5.292 V/m; Power Drift = 0.08 dB

Peak SAR (extrapolated) = 1.29 W/kg

SAR(1 g) = 0.751 W/kg; SAR(10 g) = 0.415 W/kg

Maximum value of SAR (measured) = 1.06 W/kg



0 dB = 1.06 W/kg = 0.25 dBW/kg

Test Plot 73#: LTE Band 4_Body Back_High_50%RB

DUT: Mobile phone; Type: VIVO XL3; Serial: 17101700121

Communication System: Generic FDD-LTE; Frequency: 1745 MHz; Duty Cycle: 1:1
 Medium parameters used: $f = 1745 \text{ MHz}$; $\sigma = 1.429 \text{ S/m}$; $\epsilon_r = 53.585$; $\rho = 1000 \text{ kg/m}^3$;
 Phantom section: Left Section

DASY5 Configuration:

- Probe: EX3DV4 - SN7329; ConvF(8.13, 8.13, 8.13); Calibrated: 2017/3/13;
- Sensor-Surface: 1.4mm (Mechanical Surface Detection)
- Electronics: DAE4 Sn772; Calibrated: 2017/10/9
- Phantom: Triple Flat Phantom 5.1C; Type: QD 000 P51 CA; Serial: 1130
- Measurement SW: DASY52, Version 52.8 (8);

Area Scan (61x121x1): Interpolated grid: $dx=1.500 \text{ mm}$, $dy=1.500 \text{ mm}$

Maximum value of SAR (interpolated) = 0.897 W/kg

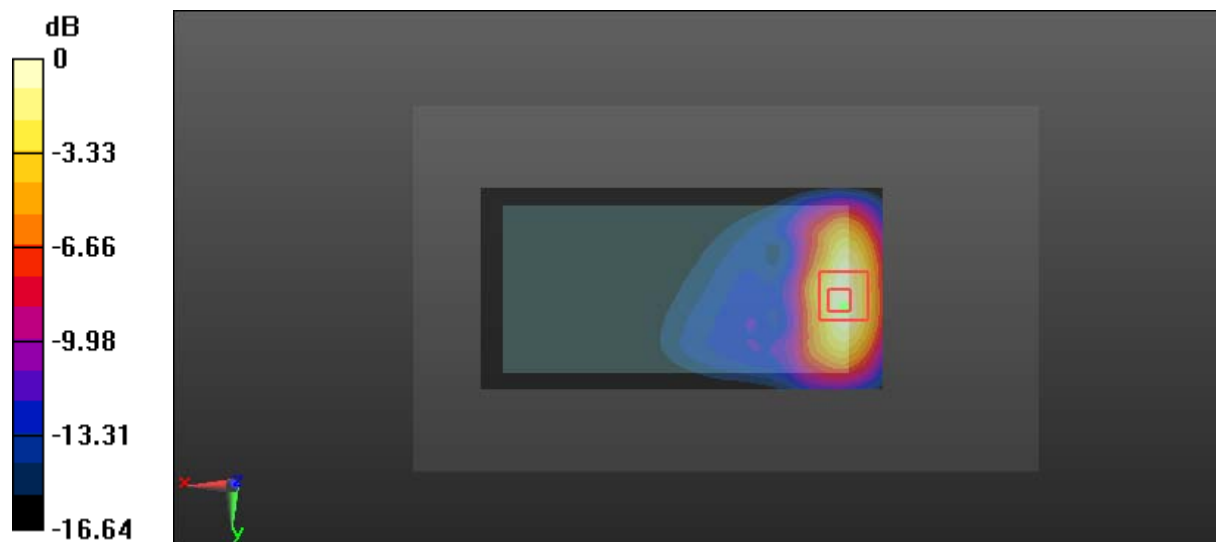
Zoom Scan (5x5x7)/Cube 0: Measurement grid: $dx=8\text{mm}$, $dy=8\text{mm}$, $dz=5\text{mm}$

Reference Value = 4.817 V/m; Power Drift = 0.15 dB

Peak SAR (extrapolated) = 1.21 W/kg

SAR(1 g) = 0.703 W/kg; SAR(10 g) = 0.386 W/kg

Maximum value of SAR (measured) = 0.935 W/kg



0 dB = 0.935 W/kg = -0.29 dBW/kg

Test Plot 74#: LTE Band 4_Body Back_Middle_100%RB

DUT: Mobile phone; Type: VIVO XL3; Serial: 17101700121

Communication System: Generic FDD-LTE; Frequency: 1732.5 MHz; Duty Cycle: 1:1
 Medium parameters used: $f = 1732.5 \text{ MHz}$; $\sigma = 1.423 \text{ S/m}$; $\epsilon_r = 53.687$; $\rho = 1000 \text{ kg/m}^3$;
 Phantom section: Left Section

DASY5 Configuration:

- Probe: EX3DV4 - SN7329; ConvF(8.13, 8.13, 8.13); Calibrated: 2017/3/13;
- Sensor-Surface: 1.4mm (Mechanical Surface Detection)
- Electronics: DAE4 Sn772; Calibrated: 2017/10/9
- Phantom: Triple Flat Phantom 5.1C; Type: QD 000 P51 CA; Serial: 1130
- Measurement SW: DASY52, Version 52.8 (8);

Area Scan (61x121x1): Interpolated grid: $dx=1.500 \text{ mm}$, $dy=1.500 \text{ mm}$

Maximum value of SAR (interpolated) = 0.698 W/kg

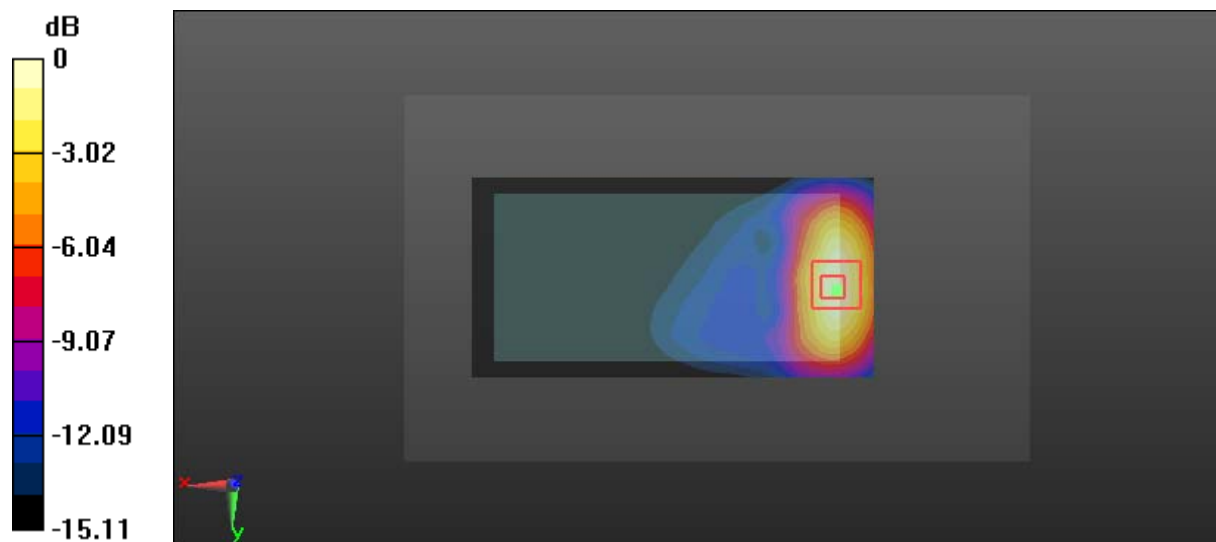
Zoom Scan (5x5x7)/Cube 0: Measurement grid: $dx=8\text{mm}$, $dy=8\text{mm}$, $dz=5\text{mm}$

Reference Value = 4.793 V/m; Power Drift = 0.11 dB

Peak SAR (extrapolated) = 0.851 W/kg

SAR(1 g) = 0.533 W/kg; SAR(10 g) = 0.311 W/kg

Maximum value of SAR (measured) = 0.720 W/kg



0 dB = 0.720 W/kg = -1.43 dBW/kg

Test Plot 75#: LTE Band 4_Body Left_Middle_1RB

DUT: Mobile phone; Type: VIVO XL3; Serial: 17101700121

Communication System: Generic FDD-LTE; Frequency: 1732.5 MHz; Duty Cycle: 1:1
 Medium parameters used: $f = 1732.5 \text{ MHz}$; $\sigma = 1.423 \text{ S/m}$; $\epsilon_r = 53.687$; $\rho = 1000 \text{ kg/m}^3$;
 Phantom section: Left Section

DASY5 Configuration:

- Probe: EX3DV4 - SN7329; ConvF(8.13, 8.13, 8.13); Calibrated: 2017/3/13;
- Sensor-Surface: 1.4mm (Mechanical Surface Detection)
- Electronics: DAE4 Sn772; Calibrated: 2017/10/9
- Phantom: Triple Flat Phantom 5.1C; Type: QD 000 P51 CA; Serial: 1130
- Measurement SW: DASY52, Version 52.8 (8);

Area Scan (41x121x1): Interpolated grid: $dx=1.500 \text{ mm}$, $dy=1.500 \text{ mm}$

Maximum value of SAR (interpolated) = 0.0902 W/kg


Zoom Scan (5x5x7)/Cube 0: Measurement grid: $dx=8\text{mm}$, $dy=8\text{mm}$, $dz=5\text{mm}$

Reference Value = 5.218 V/m; Power Drift = -0.12 dB

Peak SAR (extrapolated) = 0.0980 W/kg

SAR(1 g) = 0.064 W/kg; SAR(10 g) = 0.043 W/kg

Maximum value of SAR (measured) = 0.0861 W/kg



Test Plot 76#: LTE Band 4_Body Left_Middle_50%RB

DUT: Mobile phone; Type: VIVO XL3; Serial: 17101700121

Communication System: Generic FDD-LTE; Frequency: 1732.5 MHz; Duty Cycle: 1:1
 Medium parameters used: $f = 1732.5 \text{ MHz}$; $\sigma = 1.423 \text{ S/m}$; $\epsilon_r = 53.687$; $\rho = 1000 \text{ kg/m}^3$;
 Phantom section: Left Section

DASY5 Configuration:

- Probe: EX3DV4 - SN7329; ConvF(8.13, 8.13, 8.13); Calibrated: 2017/3/13;
- Sensor-Surface: 1.4mm (Mechanical Surface Detection)
- Electronics: DAE4 Sn772; Calibrated: 2017/10/9
- Phantom: Triple Flat Phantom 5.1C; Type: QD 000 P51 CA; Serial: 1130
- Measurement SW: DASY52, Version 52.8 (8);

Area Scan (41x121x1): Interpolated grid: $dx=1.500 \text{ mm}$, $dy=1.500 \text{ mm}$

Maximum value of SAR (interpolated) = 0.0672 W/kg


Zoom Scan (5x5x7)/Cube 0: Measurement grid: $dx=8\text{mm}$, $dy=8\text{mm}$, $dz=5\text{mm}$

Reference Value = 4.729 V/m; Power Drift = -0.08 dB

Peak SAR (extrapolated) = 0.0760 W/kg

SAR(1 g) = 0.050 W/kg; SAR(10 g) = 0.034 W/kg

Maximum value of SAR (measured) = 0.0664 W/kg



Test Plot 77#: LTE Band 4_Body Right_Middle_1RB

DUT: Mobile phone; Type: VIVO XL3; Serial: 17101700121

Communication System: Generic FDD-LTE; Frequency: 1732.5 MHz; Duty Cycle: 1:1
 Medium parameters used: $f = 1732.5 \text{ MHz}$; $\sigma = 1.423 \text{ S/m}$; $\epsilon_r = 53.687$; $\rho = 1000 \text{ kg/m}^3$;
 Phantom section: Left Section

DASY5 Configuration:

- Probe: EX3DV4 - SN7329; ConvF(8.13, 8.13, 8.13); Calibrated: 2017/3/13;
- Sensor-Surface: 1.4mm (Mechanical Surface Detection)
- Electronics: DAE4 Sn772; Calibrated: 2017/10/9
- Phantom: Triple Flat Phantom 5.1C; Type: QD 000 P51 CA; Serial: 1130
- Measurement SW: DASY52, Version 52.8 (8);

Area Scan (41x121x1): Interpolated grid: $dx=1.500 \text{ mm}$, $dy=1.500 \text{ mm}$

Maximum value of SAR (interpolated) = 0.115 W/kg


Zoom Scan (5x5x7)/Cube 0: Measurement grid: $dx=8\text{mm}$, $dy=8\text{mm}$, $dz=5\text{mm}$

Reference Value = 6.597 V/m; Power Drift = 0.15 dB

Peak SAR (extrapolated) = 0.136 W/kg

SAR(1 g) = 0.087 W/kg; SAR(10 g) = 0.057 W/kg

Maximum value of SAR (measured) = 0.118 W/kg



Test Plot 78#: LTE Band 4_Body Right_Middle_50%RB**DUT: Mobile phone; Type: VIVO XL3; Serial: 17101700121**

Communication System: Generic FDD-LTE; Frequency: 1732.5 MHz; Duty Cycle: 1:1
Medium parameters used: $f = 1732.5$ MHz; $\sigma = 1.423$ S/m; $\epsilon_r = 53.687$; $\rho = 1000$ kg/m³ ;
Phantom section: Left Section

DASY5 Configuration:

- Probe: EX3DV4 - SN7329; ConvF(8.13, 8.13, 8.13); Calibrated: 2017/3/13;
- Sensor-Surface: 1.4mm (Mechanical Surface Detection)
- Electronics: DAE4 Sn772; Calibrated: 2017/10/9
- Phantom: Triple Flat Phantom 5.1C; Type: QD 000 P51 CA; Serial: 1130
- Measurement SW: DASY52, Version 52.8 (8);

Area Scan (41x121x1): Interpolated grid: dx=1.500 mm, dy=1.500 mm

Maximum value of SAR (interpolated) = 0.0857 W/kg


Zoom Scan (5x5x7)/Cube 0: Measurement grid: dx=8mm, dy=8mm, dz=5mm

Reference Value = 5.734 V/m; Power Drift = 0.00 dB

Peak SAR (extrapolated) = 0.0960 W/kg

SAR(1 g) = 0.062 W/kg; SAR(10 g) = 0.041 W/kg

Maximum value of SAR (measured) = 0.0840 W/kg



Test Plot 79#: LTE Band 4_Body Bottom_Low_1RB

DUT: Mobile phone; Type: VIVO XL3; Serial: 17101700121

Communication System: Generic FDD-LTE; Frequency: 1720 MHz; Duty Cycle: 1:1
 Medium parameters used: $f = 1720$ MHz; $\sigma = 1.417$ S/m; $\epsilon_r = 53.584$; $\rho = 1000$ kg/m³ ;
 Phantom section: Left Section

DASY5 Configuration:

- Probe: EX3DV4 - SN7329; ConvF(8.13, 8.13, 8.13); Calibrated: 2017/3/13;
- Sensor-Surface: 1.4mm (Mechanical Surface Detection)
- Electronics: DAE4 Sn772; Calibrated: 2017/10/9
- Phantom: Triple Flat Phantom 5.1C; Type: QD 000 P51 CA; Serial: 1130
- Measurement SW: DASY52, Version 52.8 (8);

Area Scan (61x41x1): Interpolated grid: dx=1.500 mm, dy=1.500 mm

Maximum value of SAR (interpolated) = 1.59 W/kg


Zoom Scan (5x5x7)/Cube 0: Measurement grid: dx=8mm, dy=8mm, dz=5mm

Reference Value = 26.77 V/m; Power Drift = 0.15 dB

Peak SAR (extrapolated) = 1.87 W/kg

SAR(1 g) = 1.08 W/kg; SAR(10 g) = 0.592 W/kg

Maximum value of SAR (measured) = 1.55 W/kg



Test Plot 80#: LTE Band 4_Body Bottom_Middle_1RB

DUT: Mobile phone; Type: VIVO XL3; Serial: 17101700121

Communication System: Generic FDD-LTE; Frequency: 1732.5 MHz; Duty Cycle: 1:1
 Medium parameters used: $f = 1732.5$ MHz; $\sigma = 1.423$ S/m; $\epsilon_r = 53.687$; $\rho = 1000$ kg/m³ ;
 Phantom section: Left Section

DASY5 Configuration:

- Probe: EX3DV4 - SN7329; ConvF(8.13, 8.13, 8.13); Calibrated: 2017/3/13;
- Sensor-Surface: 1.4mm (Mechanical Surface Detection)
- Electronics: DAE4 Sn772; Calibrated: 2017/10/9
- Phantom: Triple Flat Phantom 5.1C; Type: QD 000 P51 CA; Serial: 1130
- Measurement SW: DASY52, Version 52.8 (8);

Area Scan (61x41x1): Interpolated grid: dx=1.500 mm, dy=1.500 mm

Maximum value of SAR (interpolated) = 1.88 W/kg


Zoom Scan (5x5x7)/Cube 0: Measurement grid: dx=8mm, dy=8mm, dz=5mm

Reference Value = 29.13 V/m; Power Drift = 0.06 dB

Peak SAR (extrapolated) = 2.02 W/kg

SAR(1 g) = 1.21 W/kg; SAR(10 g) = 0.674 W/kg

Maximum value of SAR (measured) = 1.73 W/kg



Test Plot 81#: LTE Band 4_Body Bottom_High_1RB

DUT: Mobile phone; Type: VIVO XL3; Serial: 17101700121

Communication System: Generic FDD-LTE; Frequency: 1745 MHz; Duty Cycle: 1:1
 Medium parameters used: $f = 1745 \text{ MHz}$; $\sigma = 1.429 \text{ S/m}$; $\epsilon_r = 53.585$; $\rho = 1000 \text{ kg/m}^3$;
 Phantom section: Left Section

DASY5 Configuration:

- Probe: EX3DV4 - SN7329; ConvF(8.13, 8.13, 8.13); Calibrated: 2017/3/13;
- Sensor-Surface: 1.4mm (Mechanical Surface Detection)
- Electronics: DAE4 Sn772; Calibrated: 2017/10/9
- Phantom: Triple Flat Phantom 5.1C; Type: QD 000 P51 CA; Serial: 1130
- Measurement SW: DASY52, Version 52.8 (8);

Area Scan (61x41x1): Interpolated grid: $dx=1.500 \text{ mm}$, $dy=1.500 \text{ mm}$

Maximum value of SAR (interpolated) = 1.75 W/kg


Zoom Scan (5x5x7)/Cube 0: Measurement grid: $dx=8\text{mm}$, $dy=8\text{mm}$, $dz=5\text{mm}$

Reference Value = 28.10 V/m; Power Drift = 0.08 dB

Peak SAR (extrapolated) = 1.89 W/kg

SAR(1 g) = 1.16 W/kg; SAR(10 g) = 0.661 W/kg

Maximum value of SAR (measured) = 1.64 W/kg



Test Plot 82#: LTE Band 4_Body Bottom_Low_50%RB**DUT: Mobile phone; Type: VIVO XL3; Serial: 17101700121**

Communication System: Generic FDD-LTE; Frequency: 1720 MHz; Duty Cycle: 1:1
Medium parameters used: $f = 1720$ MHz; $\sigma = 1.417$ S/m; $\epsilon_r = 53.584$; $\rho = 1000$ kg/m³ ;
Phantom section: Left Section

DASY5 Configuration:

- Probe: EX3DV4 - SN7329; ConvF(8.13, 8.13, 8.13); Calibrated: 2017/3/13;
- Sensor-Surface: 1.4mm (Mechanical Surface Detection)
- Electronics: DAE4 Sn772; Calibrated: 2017/10/9
- Phantom: Triple Flat Phantom 5.1C; Type: QD 000 P51 CA; Serial: 1130
- Measurement SW: DASY52, Version 52.8 (8);

Area Scan (61x41x1): Interpolated grid: dx=1.500 mm, dy=1.500 mm

Maximum value of SAR (interpolated) = 1.11 W/kg


Zoom Scan (5x5x7)/Cube 0: Measurement grid: dx=8mm, dy=8mm, dz=5mm

Reference Value = 22.84 V/m; Power Drift = 0.08 dB

Peak SAR (extrapolated) = 1.21 W/kg

SAR(1 g) = 0.739 W/kg; SAR(10 g) = 0.427 W/kg

Maximum value of SAR (measured) = 1.04 W/kg



0 dB = 1.04 W/kg = 0.17 dBW/kg

Test Plot 83#: LTE Band 4_Body Bottom_Middle_50%RB

DUT: Mobile phone; Type: VIVO XL3; Serial: 17101700121

Communication System: Generic FDD-LTE; Frequency: 1732.5 MHz;Duty Cycle: 1:1
 Medium parameters used: $f = 1732.5$ MHz; $\sigma = 1.423$ S/m; $\epsilon_r = 53.687$; $\rho = 1000$ kg/m³ ;
 Phantom section: Left Section

DASY5 Configuration:

- Probe: EX3DV4 - SN7329; ConvF(8.13, 8.13, 8.13); Calibrated: 2017/3/13;
- Sensor-Surface: 1.4mm (Mechanical Surface Detection)
- Electronics: DAE4 Sn772;Calibrated: 2017/10/9
- Phantom: Triple Flat Phantom 5.1C; Type: QD 000 P51 CA; Serial: 1130
- Measurement SW: DASY52, Version 52.8 (8);

Area Scan (61x41x1): Interpolated grid: dx=1.500 mm, dy=1.500 mm

Maximum value of SAR (interpolated) = 1.29 W/kg


Zoom Scan (5x5x7)/Cube 0: Measurement grid: dx=8mm, dy=8mm, dz=5mm

Reference Value = 23.95 V/m; Power Drift = 0.19 dB

Peak SAR (extrapolated) = 1.38 W/kg

SAR(1 g) = 0.823 W/kg; SAR(10 g) = 0.458 W/kg

Maximum value of SAR (measured) = 1.19 W/kg



Test Plot 84#: LTE Band 4_Body Bottom_High_50%RB**DUT: Mobile phone; Type: VIVO XL3; Serial: 17101700121**

Communication System: Generic FDD-LTE; Frequency: 1745 MHz; Duty Cycle: 1:1
Medium parameters used: $f = 1745$ MHz; $\sigma = 1.429$ S/m; $\epsilon_r = 53.585$; $\rho = 1000$ kg/m³ ;
Phantom section: Left Section

DASY5 Configuration:

- Probe: EX3DV4 - SN7329; ConvF(8.13, 8.13, 8.13); Calibrated: 2017/3/13;
- Sensor-Surface: 1.4mm (Mechanical Surface Detection)
- Electronics: DAE4 Sn772; Calibrated: 2017/10/9
- Phantom: Triple Flat Phantom 5.1C; Type: QD 000 P51 CA; Serial: 1130
- Measurement SW: DASY52, Version 52.8 (8);

Area Scan (61x41x1): Interpolated grid: dx=1.500 mm, dy=1.500 mm

Maximum value of SAR (interpolated) = 1.30 W/kg

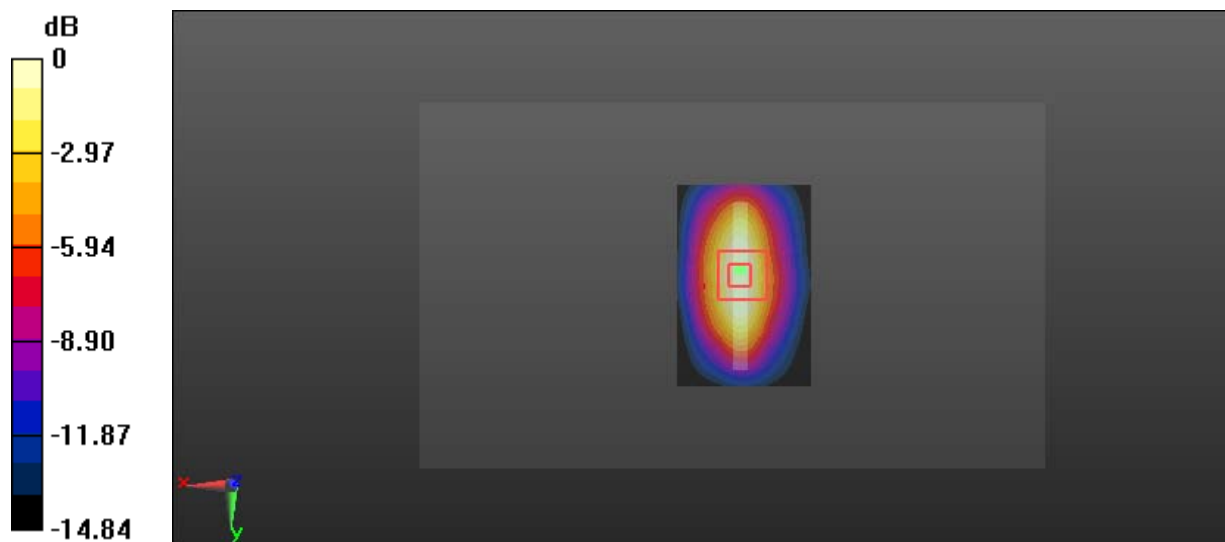
Zoom Scan (5x5x7)/Cube 0: Measurement grid: dx=8mm, dy=8mm, dz=5mm

Reference Value = 23.31 V/m; Power Drift = 0.08 dB

Peak SAR (extrapolated) = 1.28 W/kg

SAR(1 g) = 0.780 W/kg; SAR(10 g) = 0.447 W/kg

Maximum value of SAR (measured) = 1.11 W/kg



0 dB = 1.11 W/kg = 0.45 dBW/kg

Test Plot 85#: LTE Band 4_Body Bottom_Middle_100%RB**DUT: Mobile phone; Type: VIVO XL3; Serial: 17101700121**

Communication System: Generic FDD-LTE; Frequency: 1732.5 MHz; Duty Cycle: 1:1
Medium parameters used: $f = 1732.5$ MHz; $\sigma = 1.423$ S/m; $\epsilon_r = 53.687$; $\rho = 1000$ kg/m³;
Phantom section: Left Section

DASY5 Configuration:

- Probe: EX3DV4 - SN7329; ConvF(8.13, 8.13, 8.13); Calibrated: 2017/3/13;
- Sensor-Surface: 1.4mm (Mechanical Surface Detection)
- Electronics: DAE4 Sn772; Calibrated: 2017/10/9
- Phantom: Triple Flat Phantom 5.1C; Type: QD 000 P51 CA; Serial: 1130
- Measurement SW: DASY52, Version 52.8 (8);

Area Scan (61x41x1): Interpolated grid: dx=1.500 mm, dy=1.500 mm

Maximum value of SAR (interpolated) = 1.21 W/kg


Zoom Scan (5x5x7)/Cube 0: Measurement grid: dx=8mm, dy=8mm, dz=5mm

Reference Value = 24.36 V/m; Power Drift = -0.00 dB

Peak SAR (extrapolated) = 1.15 W/kg

SAR(1 g) = 0.701 W/kg; SAR(10 g) = 0.403 W/kg

Maximum value of SAR (measured) = 0.990 W/kg



0 dB = 0.990 W/kg = -0.04 dBW/kg

Test Plot 86#: LTE Band 5_Head Left Cheek_Middle_1RB**DUT: Mobile phone; Type: VIVO XL3; Serial: 17101700121**

Communication System: Generic FDD-LTE; Frequency: 836.5 MHz; Duty Cycle: 1:1
Medium parameters used: $f = 836.5$ MHz; $\sigma = 0.886$ S/m; $\epsilon_r = 41.642$; $\rho = 1000$ kg/m³ ;
Phantom section: Left Section

DASY5 Configuration:

- Probe: EX3DV4 - SN7329; ConvF(9.36, 9.36, 9.36); Calibrated: 2017/3/13;
- Sensor-Surface: 1.4mm (Mechanical Surface Detection)
- Electronics: DAE4 Sn772; Calibrated: 2017/10/9
- Phantom: Twin SAM; Type: Twin SAM V5.0; Serial: 1412
- Measurement SW: DASY52, Version 52.8 (8);

Area Scan (61x121x1): Interpolated grid: dx=1.500 mm, dy=1.500 mm

Maximum value of SAR (interpolated) = 0.0740 W/kg


Zoom Scan (5x5x7)/Cube 0: Measurement grid: dx=8mm, dy=8mm, dz=5mm

Reference Value = 3.649 V/m; Power Drift = -0.09 dB

Peak SAR (extrapolated) = 0.0800 W/kg

SAR(1 g) = 0.063 W/kg; SAR(10 g) = 0.052 W/kg

Maximum value of SAR (measured) = 0.0722 W/kg



Test Plot 87#: LTE Band 5_Head Left Cheek_Middle_50%RB**DUT: Mobile phone; Type: VIVO XL3; Serial: 17101700121**

Communication System: Generic FDD-LTE; Frequency: 836.5 MHz; Duty Cycle: 1:1
Medium parameters used: $f = 836.5$ MHz; $\sigma = 0.886$ S/m; $\epsilon_r = 41.642$; $\rho = 1000$ kg/m³ ;
Phantom section: Left Section

DASY5 Configuration:

- Probe: EX3DV4 - SN7329; ConvF(9.36, 9.36, 9.36); Calibrated: 2017/3/13;
- Sensor-Surface: 1.4mm (Mechanical Surface Detection)
- Electronics: DAE4 Sn772; Calibrated: 2017/10/9
- Phantom: Twin SAM; Type: Twin SAM V5.0; Serial: 1412
- Measurement SW: DASY52, Version 52.8 (8);

Area Scan (61x121x1): Interpolated grid: dx=1.500 mm, dy=1.500 mm

Maximum value of SAR (interpolated) = 0.0598 W/kg

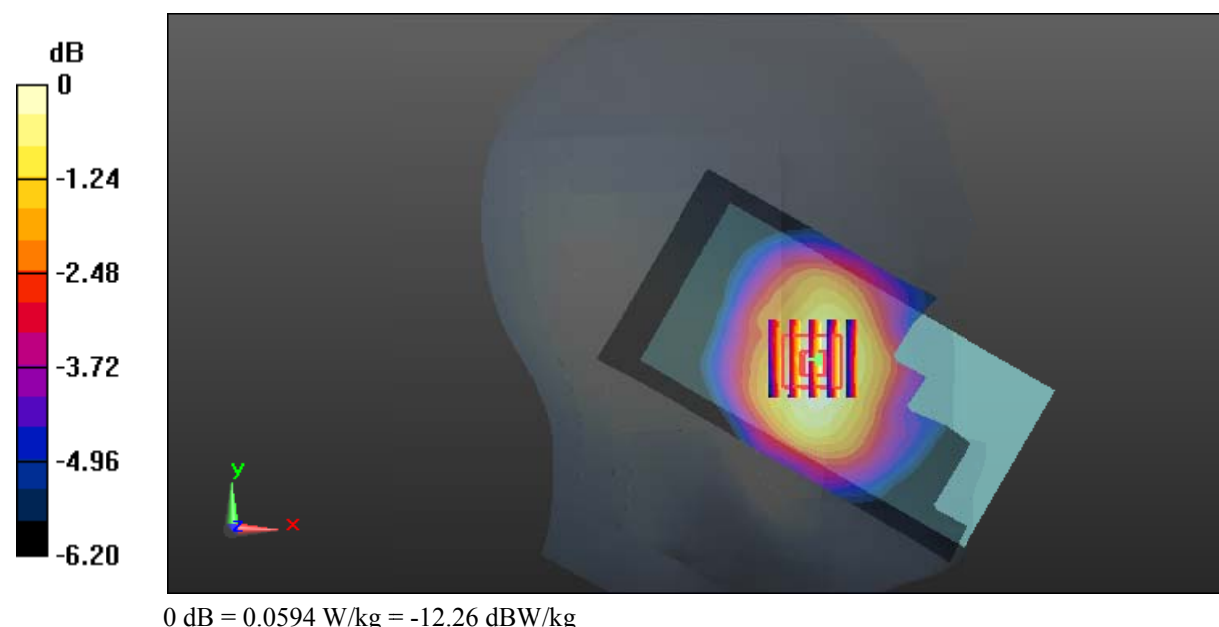
Zoom Scan (5x5x7)/Cube 0: Measurement grid: dx=8mm, dy=8mm, dz=5mm

Reference Value = 3.313 V/m; Power Drift = 0.03 dB

Peak SAR (extrapolated) = 0.0650 W/kg

SAR(1 g) = 0.051 W/kg; SAR(10 g) = 0.042 W/kg

Maximum value of SAR (measured) = 0.0594 W/kg



Test Plot 88#: LTE Band 5_Head Left Tilt_Middle_1RB**DUT: Mobile phone; Type: VIVO XL3; Serial: 17101700121**

Communication System: Generic FDD-LTE; Frequency: 836.5 MHz; Duty Cycle: 1:1
Medium parameters used: $f = 836.5$ MHz; $\sigma = 0.886$ S/m; $\epsilon_r = 41.642$; $\rho = 1000$ kg/m³ ;
Phantom section: Left Section

DASY5 Configuration:

- Probe: EX3DV4 - SN7329; ConvF(9.36, 9.36, 9.36); Calibrated: 2017/3/13;
- Sensor-Surface: 1.4mm (Mechanical Surface Detection)
- Electronics: DAE4 Sn772; Calibrated: 2017/10/9
- Phantom: Twin SAM; Type: Twin SAM V5.0; Serial: 1412
- Measurement SW: DASY52, Version 52.8 (8);

Area Scan (61x121x1): Interpolated grid: dx=1.500 mm, dy=1.500 mm

Maximum value of SAR (interpolated) = 0.0539 W/kg


Zoom Scan (5x5x7)/Cube 0: Measurement grid: dx=8mm, dy=8mm, dz=5mm

Reference Value = 4.829 V/m; Power Drift = 0.18 dB

Peak SAR (extrapolated) = 0.0600 W/kg

SAR(1 g) = 0.047 W/kg; SAR(10 g) = 0.038 W/kg

Maximum value of SAR (measured) = 0.0549 W/kg



Test Plot 89#: LTE Band 5_Head Left Tilt_Middle_50%RB**DUT: Mobile phone; Type: VIVO XL3; Serial: 17101700121**

Communication System: Generic FDD-LTE; Frequency: 836.5 MHz; Duty Cycle: 1:1
Medium parameters used: $f = 836.5$ MHz; $\sigma = 0.886$ S/m; $\epsilon_r = 41.642$; $\rho = 1000$ kg/m³ ;
Phantom section: Left Section

DASY5 Configuration:

- Probe: EX3DV4 - SN7329; ConvF(9.36, 9.36, 9.36); Calibrated: 2017/3/13;
- Sensor-Surface: 1.4mm (Mechanical Surface Detection)
- Electronics: DAE4 Sn772; Calibrated: 2017/10/9
- Phantom: Twin SAM; Type: Twin SAM V5.0; Serial: 1412
- Measurement SW: DASY52, Version 52.8 (8);

Area Scan (61x121x1): Interpolated grid: dx=1.500 mm, dy=1.500 mm

Maximum value of SAR (interpolated) = 0.0423 W/kg


Zoom Scan (5x5x7)/Cube 0: Measurement grid: dx=8mm, dy=8mm, dz=5mm

Reference Value = 4.245 V/m; Power Drift = 0.11 dB

Peak SAR (extrapolated) = 0.0440 W/kg

SAR(1 g) = 0.035 W/kg; SAR(10 g) = 0.029 W/kg

Maximum value of SAR (measured) = 0.0404 W/kg



Test Plot 90#: LTE Band 5_Head Right Cheek_Middle_1RB**DUT: Mobile phone; Type: VIVO XL3; Serial: 17101700121**

Communication System: Generic FDD-LTE; Frequency: 836.5 MHz; Duty Cycle: 1:1
Medium parameters used: $f = 836.5$ MHz; $\sigma = 0.886$ S/m; $\epsilon_r = 41.642$; $\rho = 1000$ kg/m³ ;
Phantom section: Right Section

DASY5 Configuration:

- Probe: EX3DV4 - SN7329; ConvF(9.36, 9.36, 9.36); Calibrated: 2017/3/13;
- Sensor-Surface: 1.4mm (Mechanical Surface Detection)
- Electronics: DAE4 Sn772; Calibrated: 2017/10/9
- Phantom: Twin SAM; Type: Twin SAM V5.0; Serial: 1412
- Measurement SW: DASY52, Version 52.8 (8);

Area Scan (61x121x1): Interpolated grid: $dx=1.500$ mm, $dy=1.500$ mm

Maximum value of SAR (interpolated) = 0.120 W/kg

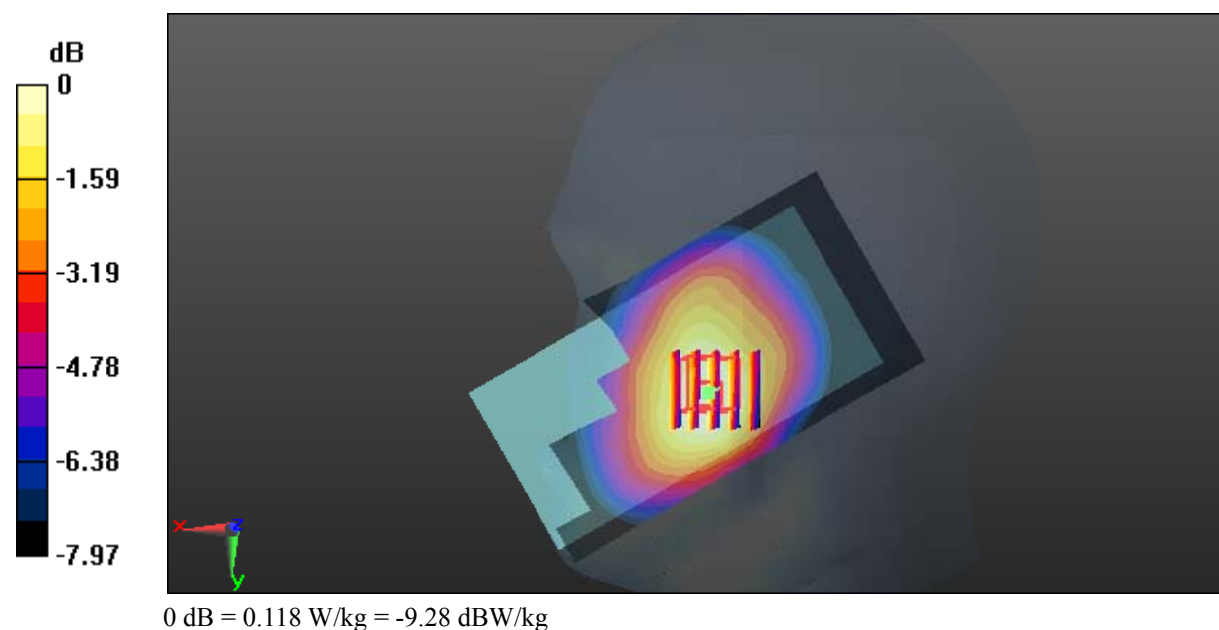
Zoom Scan (5x5x7)/Cube 0: Measurement grid: $dx=8$ mm, $dy=8$ mm, $dz=5$ mm

Reference Value = 4.148 V/m; Power Drift = 0.11 dB

Peak SAR (extrapolated) = 0.129 W/kg

SAR(1 g) = 0.098 W/kg; SAR(10 g) = 0.076 W/kg

Maximum value of SAR (measured) = 0.118 W/kg



Test Plot 91#: LTE Band 5_Head Right Cheek_Middle_50%RB

DUT: Mobile phone; Type: VIVO XL3; Serial: 17101700121

Communication System: Generic FDD-LTE; Frequency: 836.5 MHz; Duty Cycle: 1:1
 Medium parameters used: $f = 836.5 \text{ MHz}$; $\sigma = 0.886 \text{ S/m}$; $\epsilon_r = 41.642$; $\rho = 1000 \text{ kg/m}^3$;
 Phantom section: Right Section

DASY5 Configuration:

- Probe: EX3DV4 - SN7329; ConvF(9.36, 9.36, 9.36); Calibrated: 2017/3/13;
- Sensor-Surface: 1.4mm (Mechanical Surface Detection)
- Electronics: DAE4 Sn772; Calibrated: 2017/10/9
- Phantom: Twin SAM; Type: Twin SAM V5.0; Serial: 1412
- Measurement SW: DASY52, Version 52.8 (8);

Area Scan (61x121x1): Interpolated grid: $dx=1.500 \text{ mm}$, $dy=1.500 \text{ mm}$

Maximum value of SAR (interpolated) = 0.0958 W/kg

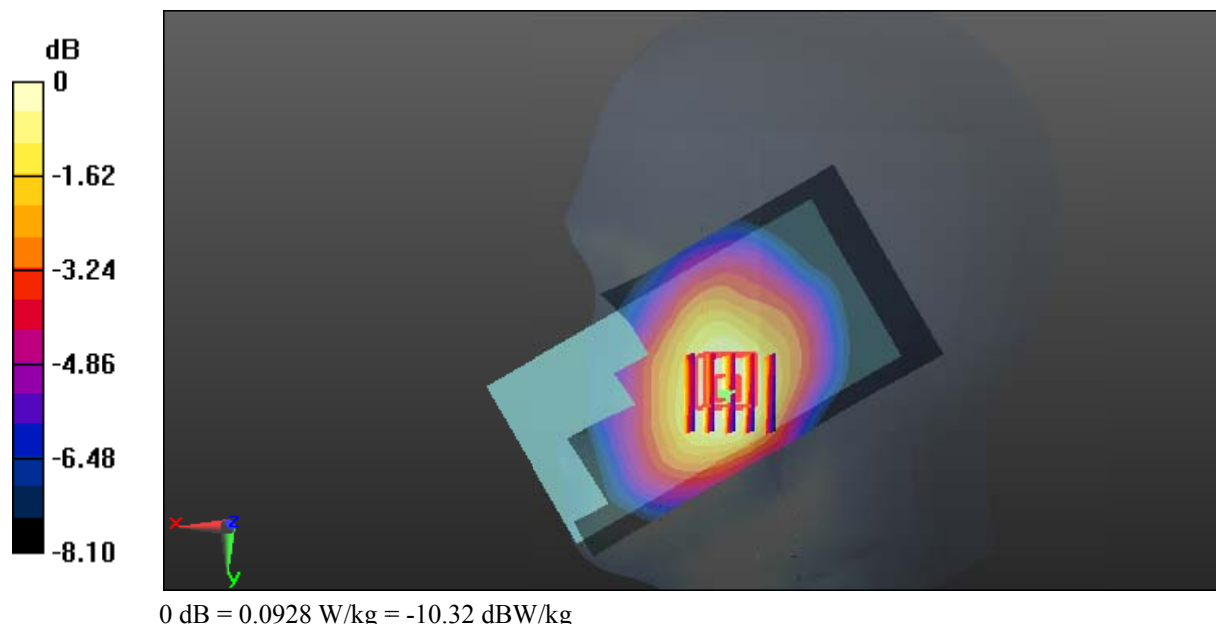
Zoom Scan (5x5x7)/Cube 0: Measurement grid: $dx=8\text{mm}$, $dy=8\text{mm}$, $dz=5\text{mm}$

Reference Value = 3.624 V/m; Power Drift = 0.03 dB

Peak SAR (extrapolated) = 0.104 W/kg

SAR(1 g) = 0.077 W/kg; SAR(10 g) = 0.059 W/kg

Maximum value of SAR (measured) = 0.0928 W/kg



Test Plot 92#: LTE Band 5_Head Right Tilt_Middle_1RB**DUT: Mobile phone; Type: VIVO XL3; Serial: 17101700121**

Communication System: Generic FDD-LTE; Frequency: 836.5 MHz; Duty Cycle: 1:1
Medium parameters used: $f = 836.5$ MHz; $\sigma = 0.886$ S/m; $\epsilon_r = 41.642$; $\rho = 1000$ kg/m³ ;
Phantom section: Right Section

DASY5 Configuration:

- Probe: EX3DV4 - SN7329; ConvF(9.36, 9.36, 9.36); Calibrated: 2017/3/13;
- Sensor-Surface: 1.4mm (Mechanical Surface Detection)
- Electronics: DAE4 Sn772; Calibrated: 2017/10/9
- Phantom: Twin SAM; Type: Twin SAM V5.0; Serial: 1412
- Measurement SW: DASY52, Version 52.8 (8);

Area Scan (61x121x1): Interpolated grid: dx=1.500 mm, dy=1.500 mm

Maximum value of SAR (interpolated) = 0.0671 W/kg

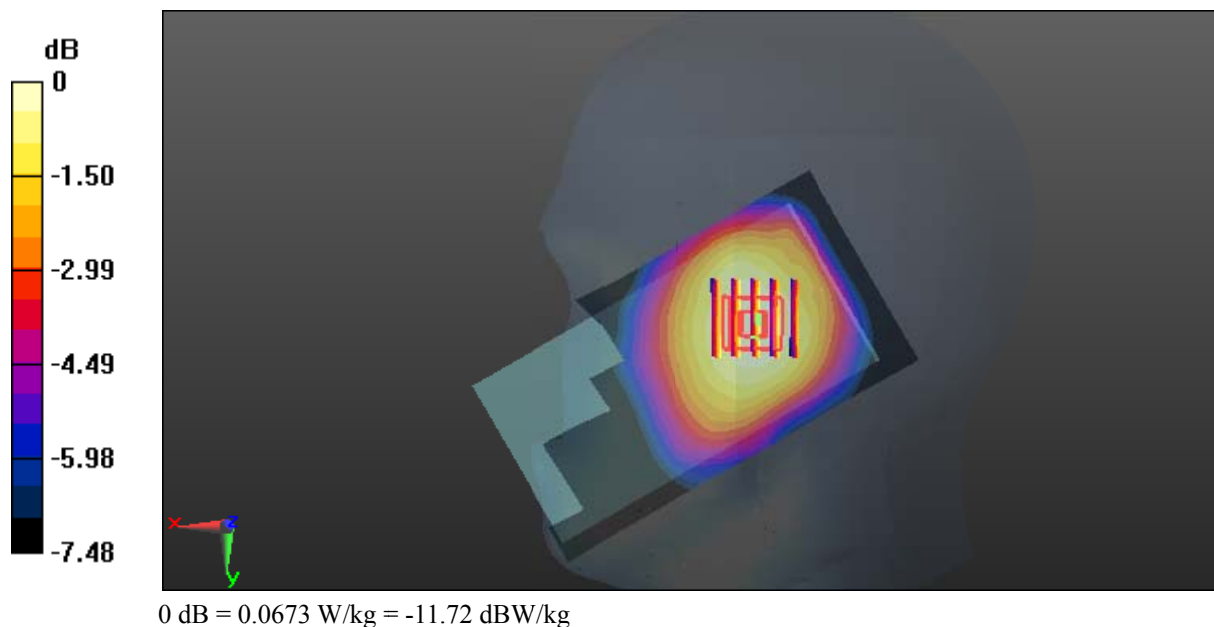
Zoom Scan (5x5x7)/Cube 0: Measurement grid: dx=8mm, dy=8mm, dz=5mm

Reference Value = 5.912 V/m; Power Drift = 0.03 dB

Peak SAR (extrapolated) = 0.0730 W/kg

SAR(1 g) = 0.058 W/kg; SAR(10 g) = 0.046 W/kg

Maximum value of SAR (measured) = 0.0673 W/kg



Test Plot 93#: LTE Band 5_Head Right Tilt_Middle_50%RB**DUT: Mobile phone; Type: VIVO XL3; Serial: 17101700121**

Communication System: Generic FDD-LTE; Frequency: 836.5 MHz; Duty Cycle: 1:1
Medium parameters used: $f = 836.5$ MHz; $\sigma = 0.886$ S/m; $\epsilon_r = 41.642$; $\rho = 1000$ kg/m³ ;
Phantom section: Right Section

DASY5 Configuration:

- Probe: EX3DV4 - SN7329; ConvF(9.36, 9.36, 9.36); Calibrated: 2017/3/13;
- Sensor-Surface: 1.4mm (Mechanical Surface Detection)
- Electronics: DAE4 Sn772; Calibrated: 2017/10/9
- Phantom: Twin SAM; Type: Twin SAM V5.0; Serial: 1412
- Measurement SW: DASY52, Version 52.8 (8);

Area Scan (61x121x1): Interpolated grid: dx=1.500 mm, dy=1.500 mm

Maximum value of SAR (interpolated) = 0.0525 W/kg

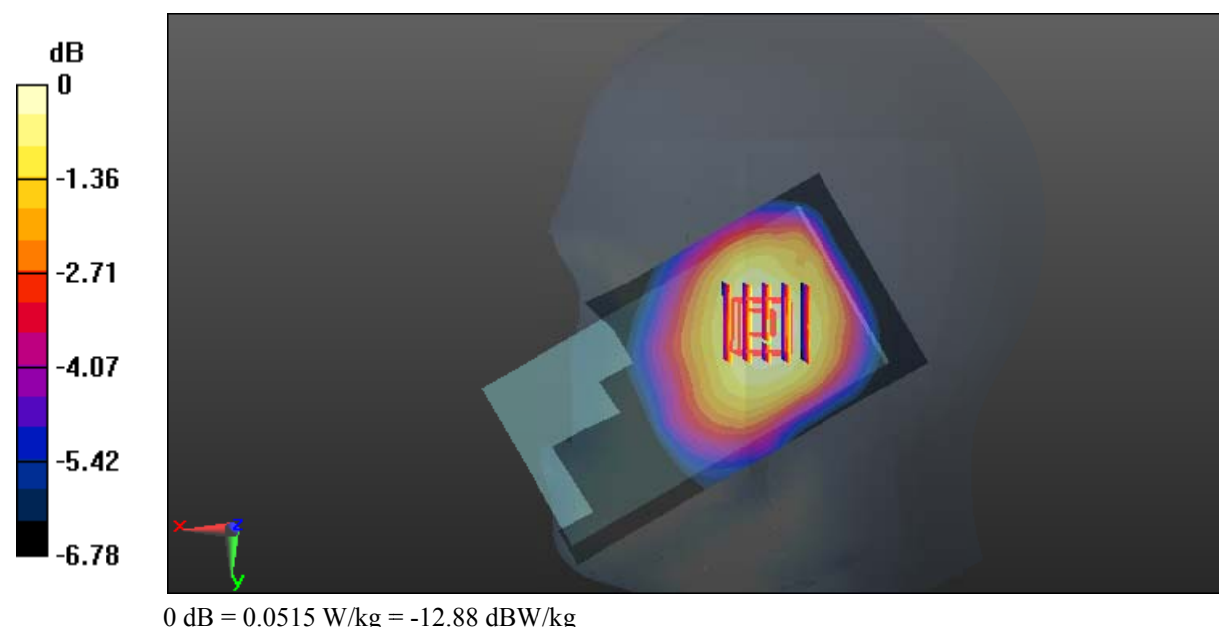
Zoom Scan (5x5x7)/Cube 0: Measurement grid: dx=8mm, dy=8mm, dz=5mm

Reference Value = 5.354 V/m; Power Drift = 0.08 dB

Peak SAR (extrapolated) = 0.0560 W/kg

SAR(1 g) = 0.044 W/kg; SAR(10 g) = 0.035 W/kg

Maximum value of SAR (measured) = 0.0515 W/kg



Test Plot 94#: LTE Band 5_Body Back_Middle_1RB

DUT: Mobile phone; Type: VIVO XL3; Serial: 17101700121

Communication System: Generic FDD-LTE; Frequency: 836.5 MHz; Duty Cycle: 1:1
 Medium parameters used: $f = 836.5 \text{ MHz}$; $\sigma = 0.964 \text{ S/m}$; $\epsilon_r = 55.761$; $\rho = 1000 \text{ kg/m}^3$;
 Phantom section: Right Section

DASY5 Configuration:

- Probe: EX3DV4 - SN7329; ConvF(9.58, 9.58, 9.58); Calibrated: 2017/3/13;
- Sensor-Surface: 1.4mm (Mechanical Surface Detection)
- Electronics: DAE4 Sn772; Calibrated: 2017/10/9
- Phantom: Triple Flat Phantom 5.1C; Type: QD 000 P51 CA; Serial: 1130
- Measurement SW: DASY52, Version 52.8 (8);

Area Scan (61x121x1): Interpolated grid: $dx=1.500 \text{ mm}$, $dy=1.500 \text{ mm}$

Maximum value of SAR (interpolated) = 0.204 W/kg

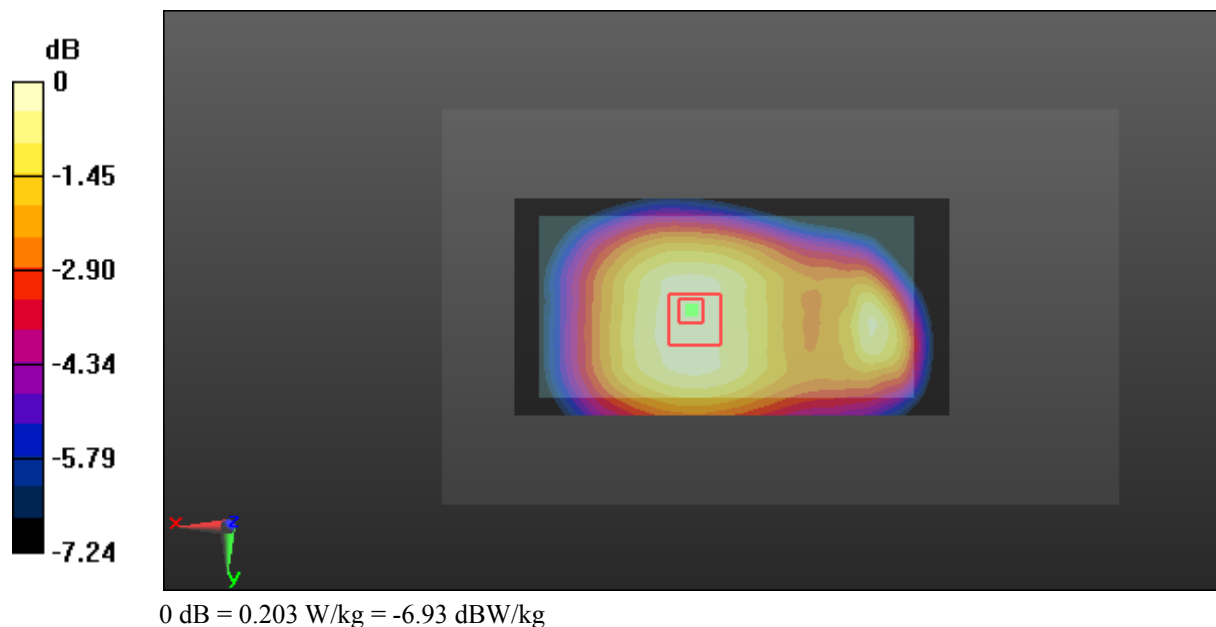
Zoom Scan (5x5x7)/Cube 0: Measurement grid: $dx=8\text{mm}$, $dy=8\text{mm}$, $dz=5\text{mm}$

Reference Value = 10.84 V/m; Power Drift = 0.01 dB

Peak SAR (extrapolated) = 0.228 W/kg

SAR(1 g) = 0.164 W/kg; SAR(10 g) = 0.127 W/kg

Maximum value of SAR (measured) = 0.203 W/kg



Test Plot 95#: LTE Band 5_Body Back_Middle_50%RB

DUT: Mobile phone; Type: VIVO XL3; Serial: 17101700121

Communication System: Generic FDD-LTE; Frequency: 836.5 MHz; Duty Cycle: 1:1
 Medium parameters used: $f = 836.5 \text{ MHz}$; $\sigma = 0.964 \text{ S/m}$; $\epsilon_r = 55.761$; $\rho = 1000 \text{ kg/m}^3$;
 Phantom section: Right Section

DASY5 Configuration:

- Probe: EX3DV4 - SN7329; ConvF(9.58, 9.58, 9.58); Calibrated: 2017/3/13;
- Sensor-Surface: 1.4mm (Mechanical Surface Detection)
- Electronics: DAE4 Sn772; Calibrated: 2017/10/9
- Phantom: Triple Flat Phantom 5.1C; Type: QD 000 P51 CA; Serial: 1130
- Measurement SW: DASY52, Version 52.8 (8);

Area Scan (61x121x1): Interpolated grid: $dx=1.500 \text{ mm}$, $dy=1.500 \text{ mm}$

Maximum value of SAR (interpolated) = 0.160 W/kg


Zoom Scan (5x5x7)/Cube 0: Measurement grid: $dx=8\text{mm}$, $dy=8\text{mm}$, $dz=5\text{mm}$

Reference Value = 9.670 V/m; Power Drift = -0.03 dB

Peak SAR (extrapolated) = 0.166 W/kg

SAR(1 g) = 0.126 W/kg; SAR(10 g) = 0.099 W/kg

Maximum value of SAR (measured) = 0.151 W/kg



Test Plot 96#: LTE Band 5_Body Left_Middle_1RB

DUT: Mobile phone; Type: VIVO XL3; Serial: 17101700121

Communication System: Generic FDD-LTE; Frequency: 836.5 MHz; Duty Cycle: 1:1
 Medium parameters used: $f = 836.5 \text{ MHz}$; $\sigma = 0.964 \text{ S/m}$; $\epsilon_r = 55.761$; $\rho = 1000 \text{ kg/m}^3$;
 Phantom section: Right Section

DASY5 Configuration:

- Probe: EX3DV4 - SN7329; ConvF(9.58, 9.58, 9.58); Calibrated: 2017/3/13;
- Sensor-Surface: 1.4mm (Mechanical Surface Detection)
- Electronics: DAE4 Sn772; Calibrated: 2017/10/9
- Phantom: Triple Flat Phantom 5.1C; Type: QD 000 P51 CA; Serial: 1130
- Measurement SW: DASY52, Version 52.8 (8);

Area Scan (41x121x1): Interpolated grid: $dx=1.500 \text{ mm}$, $dy=1.500 \text{ mm}$

Maximum value of SAR (interpolated) = 0.161 W/kg


Zoom Scan (5x5x7)/Cube 0: Measurement grid: $dx=8\text{mm}$, $dy=8\text{mm}$, $dz=5\text{mm}$

Reference Value = 9.100 V/m; Power Drift = -0.18 dB

Peak SAR (extrapolated) = 0.203 W/kg

SAR(1 g) = 0.122 W/kg; SAR(10 g) = 0.084 W/kg

Maximum value of SAR (measured) = 0.161 W/kg



Test Plot 97#: LTE Band 5_Body Left_Middle_50%RB**DUT: Mobile phone; Type: VIVO XL3; Serial: 17101700121**

Communication System: Generic FDD-LTE; Frequency: 836.5 MHz; Duty Cycle: 1:1
Medium parameters used: $f = 836.5$ MHz; $\sigma = 0.964$ S/m; $\epsilon_r = 55.761$; $\rho = 1000$ kg/m³ ;
Phantom section: Right Section

DASY5 Configuration:

- Probe: EX3DV4 - SN7329; ConvF(9.58, 9.58, 9.58); Calibrated: 2017/3/13;
- Sensor-Surface: 1.4mm (Mechanical Surface Detection)
- Electronics: DAE4 Sn772; Calibrated: 2017/10/9
- Phantom: Triple Flat Phantom 5.1C; Type: QD 000 P51 CA; Serial: 1130
- Measurement SW: DASY52, Version 52.8 (8);

Area Scan (41x121x1): Interpolated grid: dx=1.500 mm, dy=1.500 mm

Maximum value of SAR (interpolated) = 0.133 W/kg


Zoom Scan (5x5x7)/Cube 0: Measurement grid: dx=8mm, dy=8mm, dz=5mm

Reference Value = 8.170 V/m; Power Drift = 0.01 dB

Peak SAR (extrapolated) = 0.151 W/kg

SAR(1 g) = 0.097 W/kg; SAR(10 g) = 0.068 W/kg

Maximum value of SAR (measured) = 0.130 W/kg



Test Plot 98#: LTE Band 5_Body Right_Middle_1RB**DUT: Mobile phone; Type: VIVO XL3; Serial: 17101700121**

Communication System: Generic FDD-LTE; Frequency: 836.5 MHz; Duty Cycle: 1:1
Medium parameters used: $f = 836.5$ MHz; $\sigma = 0.964$ S/m; $\epsilon_r = 55.761$; $\rho = 1000$ kg/m³ ;
Phantom section: Right Section

DASY5 Configuration:

- Probe: EX3DV4 - SN7329; ConvF(9.58, 9.58, 9.58); Calibrated: 2017/3/13;
- Sensor-Surface: 1.4mm (Mechanical Surface Detection)
- Electronics: DAE4 Sn772; Calibrated: 2017/10/9
- Phantom: Triple Flat Phantom 5.1C; Type: QD 000 P51 CA; Serial: 1130
- Measurement SW: DASY52, Version 52.8 (8);

Area Scan (41x121x1): Interpolated grid: dx=1.500 mm, dy=1.500 mm

Maximum value of SAR (interpolated) = 0.199 W/kg


Zoom Scan (5x5x7)/Cube 0: Measurement grid: dx=8mm, dy=8mm, dz=5mm

Reference Value = 9.801 V/m; Power Drift = 0.07 dB

Peak SAR (extrapolated) = 0.224 W/kg

SAR(1 g) = 0.150 W/kg; SAR(10 g) = 0.103 W/kg

Maximum value of SAR (measured) = 0.198 W/kg



Test Plot 99#: LTE Band 5_Body Right_Middle_50%RB**DUT: Mobile phone; Type: VIVO XL3; Serial: 17101700121**

Communication System: Generic FDD-LTE; Frequency: 836.5 MHz; Duty Cycle: 1:1
Medium parameters used: $f = 836.5$ MHz; $\sigma = 0.964$ S/m; $\epsilon_r = 55.761$; $\rho = 1000$ kg/m³ ;
Phantom section: Right Section

DASY5 Configuration:

- Probe: EX3DV4 - SN7329; ConvF(9.58, 9.58, 9.58); Calibrated: 2017/3/13;
- Sensor-Surface: 1.4mm (Mechanical Surface Detection)
- Electronics: DAE4 Sn772; Calibrated: 2017/10/9
- Phantom: Triple Flat Phantom 5.1C; Type: QD 000 P51 CA; Serial: 1130
- Measurement SW: DASY52, Version 52.8 (8);

Area Scan (41x121x1): Interpolated grid: dx=1.500 mm, dy=1.500 mm

Maximum value of SAR (interpolated) = 0.159 W/kg


Zoom Scan (5x5x7)/Cube 0: Measurement grid: dx=8mm, dy=8mm, dz=5mm

Reference Value = 8.835 V/m; Power Drift = -0.09 dB

Peak SAR (extrapolated) = 0.181 W/kg

SAR(1 g) = 0.123 W/kg; SAR(10 g) = 0.084 W/kg

Maximum value of SAR (measured) = 0.161 W/kg



Test Plot 100#: LTE Band 5_Body Bottom_Middle_1RB**DUT: Mobile phone; Type: VIVO XL3; Serial: 17101700121**

Communication System: Generic FDD-LTE; Frequency: 836.5 MHz; Duty Cycle: 1:1
Medium parameters used: $f = 836.5$ MHz; $\sigma = 0.964$ S/m; $\epsilon_r = 55.761$; $\rho = 1000$ kg/m³ ;
Phantom section: Right Section

DASY5 Configuration:

- Probe: EX3DV4 - SN7329; ConvF(9.58, 9.58, 9.58); Calibrated: 2017/3/13;
- Sensor-Surface: 1.4mm (Mechanical Surface Detection)
- Electronics: DAE4 Sn772; Calibrated: 2017/10/9
- Phantom: Triple Flat Phantom 5.1C; Type: QD 000 P51 CA; Serial: 1130
- Measurement SW: DASY52, Version 52.8 (8);

Area Scan (61x41x1): Interpolated grid: dx=1.500 mm, dy=1.500 mm

Maximum value of SAR (interpolated) = 0.0445 W/kg

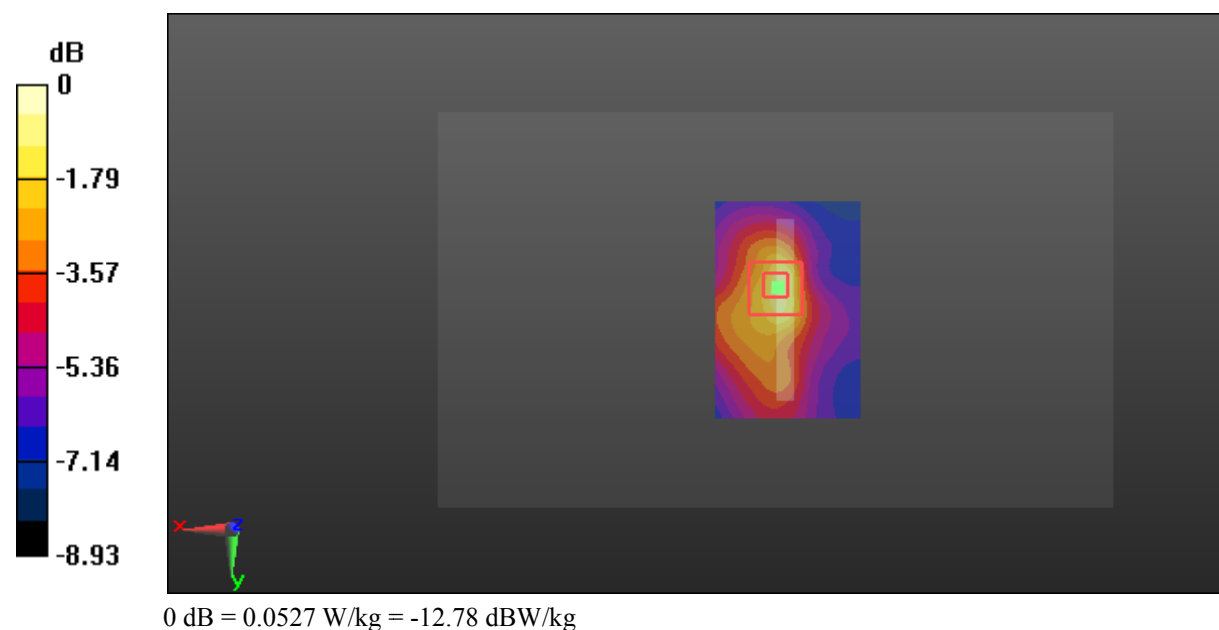
Zoom Scan (5x5x7)/Cube 0: Measurement grid: dx=8mm, dy=8mm, dz=5mm

Reference Value = 5.456 V/m; Power Drift = 0.06 dB

Peak SAR (extrapolated) = 0.0700 W/kg

SAR(1 g) = 0.032 W/kg; SAR(10 g) = 0.020 W/kg

Maximum value of SAR (measured) = 0.0527 W/kg



Test Plot 101#: LTE Band 5_Body Bottom_Middle_50%RB**DUT: Mobile phone; Type: VIVO XL3; Serial: 17101700121**

Communication System: Generic FDD-LTE; Frequency: 836.5 MHz; Duty Cycle: 1:1
Medium parameters used: $f = 836.5$ MHz; $\sigma = 0.964$ S/m; $\epsilon_r = 55.761$; $\rho = 1000$ kg/m³ ;
Phantom section: Right Section

DASY5 Configuration:

- Probe: EX3DV4 - SN7329; ConvF(9.58, 9.58, 9.58); Calibrated: 2017/3/13;
- Sensor-Surface: 1.4mm (Mechanical Surface Detection)
- Electronics: DAE4 Sn772; Calibrated: 2017/10/9
- Phantom: Triple Flat Phantom 5.1C; Type: QD 000 P51 CA; Serial: 1130
- Measurement SW: DASY52, Version 52.8 (8);

Area Scan (61x41x1): Interpolated grid: dx=1.500 mm, dy=1.500 mm

Maximum value of SAR (interpolated) = 0.0345 W/kg


Zoom Scan (5x5x7)/Cube 0: Measurement grid: dx=8mm, dy=8mm, dz=5mm

Reference Value = 5.133 V/m; Power Drift = -0.14 dB

Peak SAR (extrapolated) = 0.0770 W/kg

SAR(1 g) = 0.028 W/kg; SAR(10 g) = 0.017 W/kg

Maximum value of SAR (measured) = 0.0376 W/kg



Test Plot 102#: LTE Band 7_Head Left Cheek_Middle_1RB**DUT: Mobile phone; Type: VIVO XL3; Serial: 17101700121**

Communication System: Generic FDD-LTE; Frequency: 2535 MHz; Duty Cycle: 1:1
Medium parameters used: $f = 2535$ MHz; $\sigma = 1.852$ S/m; $\epsilon_r = 39.373$; $\rho = 1000$ kg/m³ ;
Phantom section: Left Section

DASY5 Configuration:

- Probe: EX3DV4 - SN7329; ConvF(7.36, 7.36, 7.36); Calibrated: 2017/3/13;
- Sensor-Surface: 1.4mm (Mechanical Surface Detection)
- Electronics: DAE4 Sn772; Calibrated: 2017/10/9
- Phantom: Twin SAM; Type: Twin SAM V5.0; Serial: 1412
- Measurement SW: DASY52, Version 52.8 (8);

Area Scan (71x151x1): Interpolated grid: dx=1.200 mm, dy=1.200 mm

Maximum value of SAR (interpolated) = 0.0628 W/kg

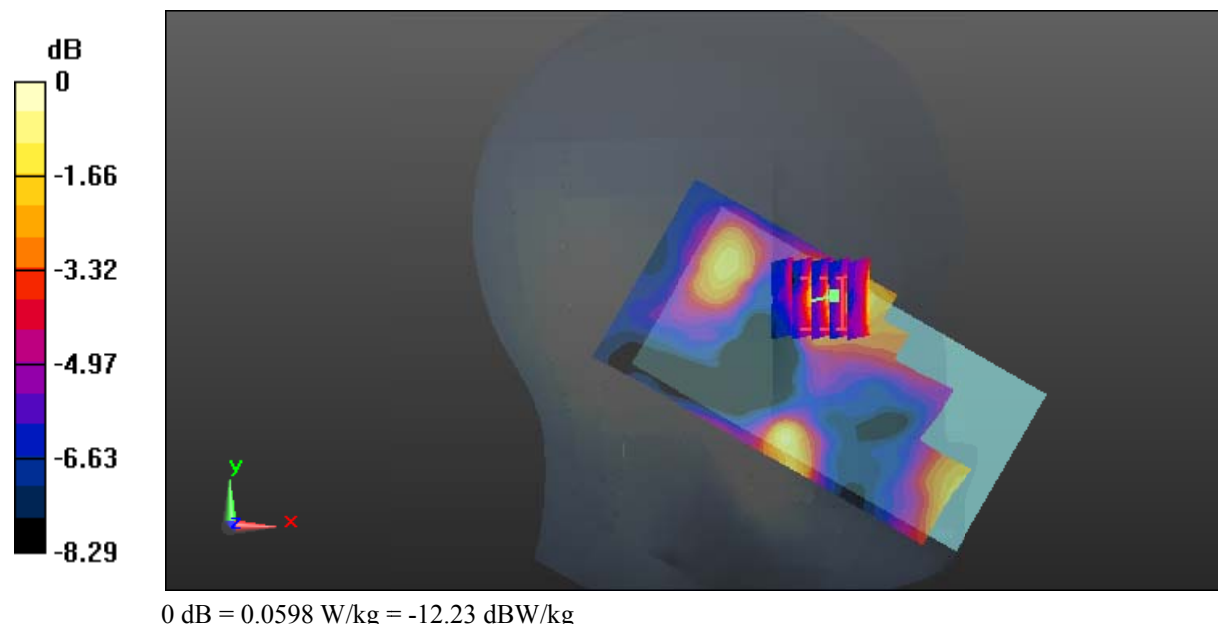
Zoom Scan (5x5x7)/Cube 0: Measurement grid: dx=8mm, dy=8mm, dz=5mm

Reference Value = 3.481 V/m; Power Drift = 0.07 dB

Peak SAR (extrapolated) = 0.0770 W/kg

SAR(1 g) = 0.045 W/kg; SAR(10 g) = 0.029 W/kg

Maximum value of SAR (measured) = 0.0598 W/kg



Test Plot 103#: LTE Band 7_Head Left Cheek_Middle_50%RB

DUT: Mobile phone; Type: VIVO XL3; Serial: 17101700121

Communication System: Generic FDD-LTE; Frequency: 2535 MHz; Duty Cycle: 1:1
 Medium parameters used: $f = 2535 \text{ MHz}$; $\sigma = 1.852 \text{ S/m}$; $\epsilon_r = 39.373$; $\rho = 1000 \text{ kg/m}^3$;
 Phantom section: Left Section

DASY5 Configuration:


- Probe: EX3DV4 - SN7329; ConvF(7.36, 7.36, 7.36); Calibrated: 2017/3/13;
- Sensor-Surface: 1.4mm (Mechanical Surface Detection)
- Electronics: DAE4 Sn772; Calibrated: 2017/10/9
- Phantom: Twin SAM; Type: Twin SAM V5.0; Serial: 1412
- Measurement SW: DASY52, Version 52.8 (8);

Area Scan (71x151x1): Interpolated grid: $dx=1.200 \text{ mm}$, $dy=1.200 \text{ mm}$
 Maximum value of SAR (interpolated) = 0.0576 W/kg

Zoom Scan (5x5x7)/Cube 0: Measurement grid: $dx=8\text{mm}$, $dy=8\text{mm}$, $dz=5\text{mm}$
 Reference Value = 3.455 V/m; Power Drift = 0.20 dB
 Peak SAR (extrapolated) = 0.0610 W/kg

SAR(1 g) = 0.037 W/kg; SAR(10 g) = 0.024 W/kg

Maximum value of SAR (measured) = 0.0479 W/kg



Test Plot 104#: LTE Band 7_Head Left Tilt_Middle_1RB**DUT: Mobile phone; Type: VIVO XL3; Serial: 17101700121**

Communication System: Generic FDD-LTE; Frequency: 2535 MHz; Duty Cycle: 1:1
Medium parameters used: $f = 2535$ MHz; $\sigma = 1.852$ S/m; $\epsilon_r = 39.373$; $\rho = 1000$ kg/m³ ;
Phantom section: Left Section

DASY5 Configuration:

- Probe: EX3DV4 - SN7329; ConvF(7.36, 7.36, 7.36); Calibrated: 2017/3/13;
- Sensor-Surface: 1.4mm (Mechanical Surface Detection)
- Electronics: DAE4 Sn772; Calibrated: 2017/10/9
- Phantom: Twin SAM; Type: Twin SAM V5.0; Serial: 1412
- Measurement SW: DASY52, Version 52.8 (8);

Area Scan (71x151x1): Interpolated grid: dx=1.200 mm, dy=1.200 mm

Maximum value of SAR (interpolated) = 0.0438 W/kg

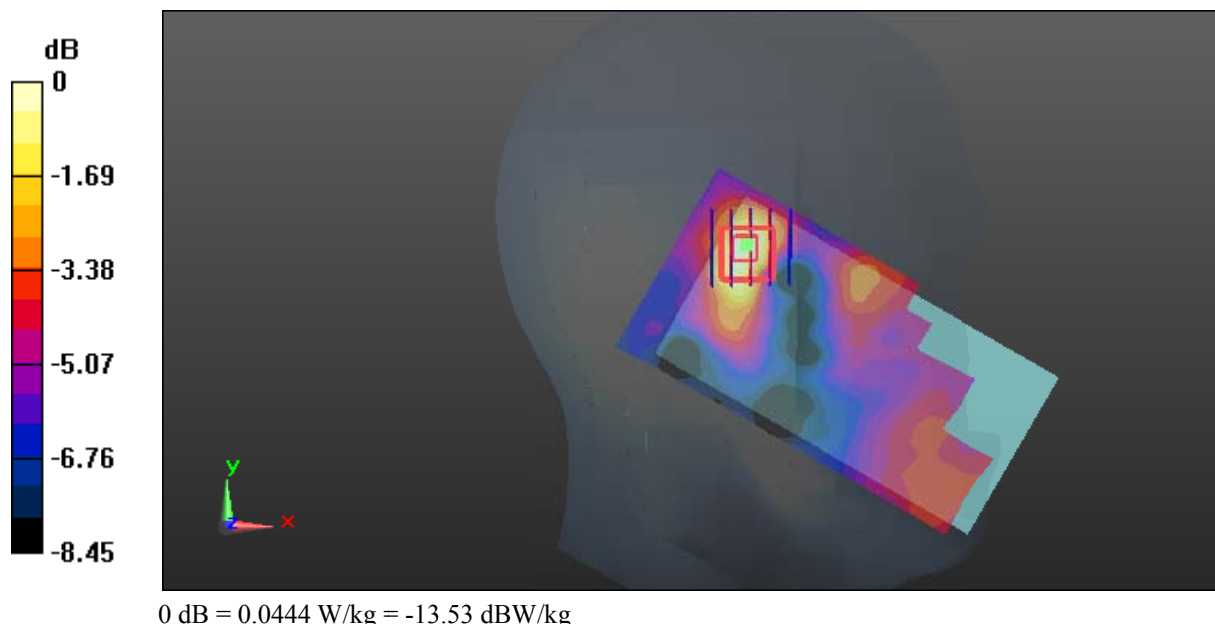
Zoom Scan (5x5x7)/Cube 0: Measurement grid: dx=8mm, dy=8mm, dz=5mm

Reference Value = 3.122 V/m; Power Drift = 0.00 dB

Peak SAR (extrapolated) = 0.0560 W/kg

SAR(1 g) = 0.032 W/kg; SAR(10 g) = 0.020 W/kg

Maximum value of SAR (measured) = 0.0444 W/kg



Test Plot 105#: LTE Band 7_Head Left Tilt_Middle_50%RB**DUT: Mobile phone; Type: VIVO XL3; Serial: 17101700121**

Communication System: Generic FDD-LTE; Frequency: 2535 MHz; Duty Cycle: 1:1
Medium parameters used: $f = 2535$ MHz; $\sigma = 1.852$ S/m; $\epsilon_r = 39.373$; $\rho = 1000$ kg/m³ ;
Phantom section: Left Section

DASY5 Configuration:

- Probe: EX3DV4 - SN7329; ConvF(7.36, 7.36, 7.36); Calibrated: 2017/3/13;
- Sensor-Surface: 1.4mm (Mechanical Surface Detection)
- Electronics: DAE4 Sn772; Calibrated: 2017/10/9
- Phantom: Twin SAM; Type: Twin SAM V5.0; Serial: 1412
- Measurement SW: DASY52, Version 52.8 (8);

Area Scan (71x151x1): Interpolated grid: dx=1.200 mm, dy=1.200 mm

Maximum value of SAR (interpolated) = 0.0307 W/kg


Zoom Scan (5x5x7)/Cube 0: Measurement grid: dx=8mm, dy=8mm, dz=5mm

Reference Value = 3.065 V/m; Power Drift = 0.01 dB

Peak SAR (extrapolated) = 0.0420 W/kg

SAR(1 g) = 0.025 W/kg; SAR(10 g) = 0.018 W/kg

Maximum value of SAR (measured) = 0.0336 W/kg



Test Plot 106#: LTE Band 7_Head Right Cheek_Middle_1RB**DUT: Mobile phone; Type: VIVO XL3; Serial: 17101700121**

Communication System: Generic FDD-LTE; Frequency: 2535 MHz; Duty Cycle: 1:1
Medium parameters used: $f = 2535$ MHz; $\sigma = 1.852$ S/m; $\epsilon_r = 39.373$; $\rho = 1000$ kg/m³ ;
Phantom section: Right Section

DASY5 Configuration:

- Probe: EX3DV4 - SN7329; ConvF(7.36, 7.36, 7.36); Calibrated: 2017/3/13;
- Sensor-Surface: 1.4mm (Mechanical Surface Detection)
- Electronics: DAE4 Sn772; Calibrated: 2017/10/9
- Phantom: Twin SAM; Type: Twin SAM V5.0; Serial: 1412
- Measurement SW: DASY52, Version 52.8 (8);

Area Scan (71x151x1): Interpolated grid: dx=1.200 mm, dy=1.200 mm

Maximum value of SAR (interpolated) = 0.116 W/kg


Zoom Scan (5x5x7)/Cube 0: Measurement grid: dx=8mm, dy=8mm, dz=5mm

Reference Value = 3.087 V/m; Power Drift = 0.18 dB

Peak SAR (extrapolated) = 0.152 W/kg

SAR(1 g) = 0.082 W/kg; SAR(10 g) = 0.046 W/kg

Maximum value of SAR (measured) = 0.121 W/kg



Test Plot 107#: LTE Band 7_Head Right Cheek_Middle_50%RB**DUT: Mobile phone; Type: VIVO XL3; Serial: 17101700121**

Communication System: Generic FDD-LTE; Frequency: 2535 MHz; Duty Cycle: 1:1
Medium parameters used: $f = 2535$ MHz; $\sigma = 1.852$ S/m; $\epsilon_r = 39.373$; $\rho = 1000$ kg/m³ ;
Phantom section: Right Section

DASY5 Configuration:

- Probe: EX3DV4 - SN7329; ConvF(7.36, 7.36, 7.36); Calibrated: 2017/3/13;
- Sensor-Surface: 1.4mm (Mechanical Surface Detection)
- Electronics: DAE4 Sn772; Calibrated: 2017/10/9
- Phantom: Twin SAM; Type: Twin SAM V5.0; Serial: 1412
- Measurement SW: DASY52, Version 52.8 (8);

Area Scan (71x151x1): Interpolated grid: dx=1.200 mm, dy=1.200 mm

Maximum value of SAR (interpolated) = 0.0964 W/kg


Zoom Scan (5x5x7)/Cube 0: Measurement grid: dx=8mm, dy=8mm, dz=5mm

Reference Value = 2.711 V/m; Power Drift = 0.15 dB

Peak SAR (extrapolated) = 0.120 W/kg

SAR(1 g) = 0.066 W/kg; SAR(10 g) = 0.038 W/kg

Maximum value of SAR (measured) = 0.0913 W/kg



Test Plot 108#: LTE Band 7_Head Right Tilt_Middle_1RB**DUT: Mobile phone; Type: VIVO XL3; Serial: 17101700121**

Communication System: Generic FDD-LTE; Frequency: 2535 MHz; Duty Cycle: 1:1
Medium parameters used: $f = 2535$ MHz; $\sigma = 1.852$ S/m; $\epsilon_r = 39.373$; $\rho = 1000$ kg/m³ ;
Phantom section: Right Section

DASY5 Configuration:

- Probe: EX3DV4 - SN7329; ConvF(7.36, 7.36, 7.36); Calibrated: 2017/3/13;
- Sensor-Surface: 1.4mm (Mechanical Surface Detection)
- Electronics: DAE4 Sn772; Calibrated: 2017/10/9
- Phantom: Twin SAM; Type: Twin SAM V5.0; Serial: 1412
- Measurement SW: DASY52, Version 52.8 (8);

Area Scan (71x151x1): Interpolated grid: dx=1.200 mm, dy=1.200 mm

Maximum value of SAR (interpolated) = 0.0416 W/kg

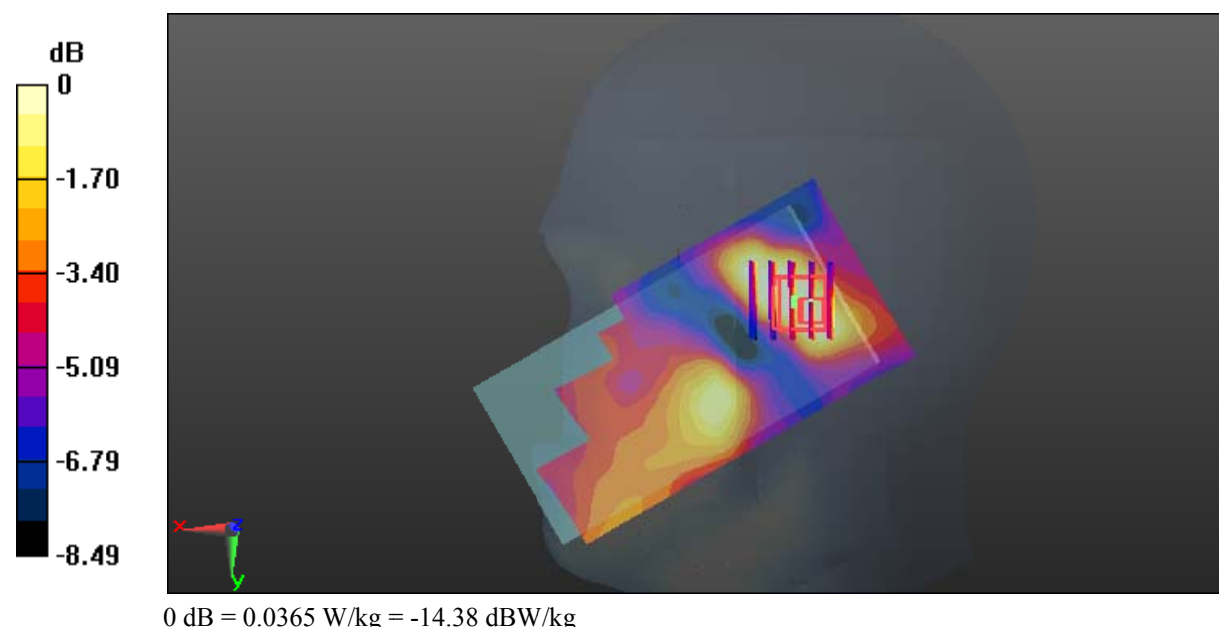
Zoom Scan (5x5x7)/Cube 0: Measurement grid: dx=8mm, dy=8mm, dz=5mm

Reference Value = 3.698 V/m; Power Drift = 0.12 dB

Peak SAR (extrapolated) = 0.0470 W/kg

SAR(1 g) = 0.027 W/kg; SAR(10 g) = 0.019 W/kg

Maximum value of SAR (measured) = 0.0365 W/kg



Test Plot 109#: LTE Band 7_Head Right Tilt_Middle_50%RB**DUT: Mobile phone; Type: VIVO XL3; Serial: 17101700121**

Communication System: Generic FDD-LTE; Frequency: 2535 MHz; Duty Cycle: 1:1
Medium parameters used: $f = 2535$ MHz; $\sigma = 1.852$ S/m; $\epsilon_r = 39.373$; $\rho = 1000$ kg/m³ ;
Phantom section: Right Section

DASY5 Configuration:

- Probe: EX3DV4 - SN7329; ConvF(7.36, 7.36, 7.36); Calibrated: 2017/3/13;
- Sensor-Surface: 1.4mm (Mechanical Surface Detection)
- Electronics: DAE4 Sn772; Calibrated: 2017/10/9
- Phantom: Twin SAM; Type: Twin SAM V5.0; Serial: 1412
- Measurement SW: DASY52, Version 52.8 (8);

Area Scan (71x151x1): Interpolated grid: dx=1.200 mm, dy=1.200 mm

Maximum value of SAR (interpolated) = 0.0302 W/kg


Zoom Scan (5x5x7)/Cube 0: Measurement grid: dx=8mm, dy=8mm, dz=5mm

Reference Value = 3.380 V/m; Power Drift = 0.07 dB

Peak SAR (extrapolated) = 0.0330 W/kg

SAR(1 g) = 0.021 W/kg; SAR(10 g) = 0.016 W/kg

Maximum value of SAR (measured) = 0.0270 W/kg



Test Plot 110#: LTE Band 7_Body Back_Low_1RB

DUT: Mobile phone; Type: VIVO XL3; Serial: 17101700121

Communication System: Generic FDD-LTE; Frequency: 2510 MHz; Duty Cycle: 1:1
 Medium parameters used: $f = 2510$ MHz; $\sigma = 1.964$ S/m; $\epsilon_r = 53.359$; $\rho = 1000$ kg/m³ ;
 Phantom section: Center Section

DASY5 Configuration:

- Probe: EX3DV4 - SN7329; ConvF(7.24, 7.24, 7.24); Calibrated: 2017/3/13;
- Sensor-Surface: 1.4mm (Mechanical Surface Detection)
- Electronics: DAE4 Sn772; Calibrated: 2017/10/9
- Phantom: Triple Flat Phantom 5.1C; Type: QD 000 P51 CA; Serial: 1130
- Measurement SW: DASY52, Version 52.8 (8);

Area Scan (81x151x1): Interpolated grid: dx=1.200 mm, dy=1.200 mm

Maximum value of SAR (interpolated) = 1.25 W/kg

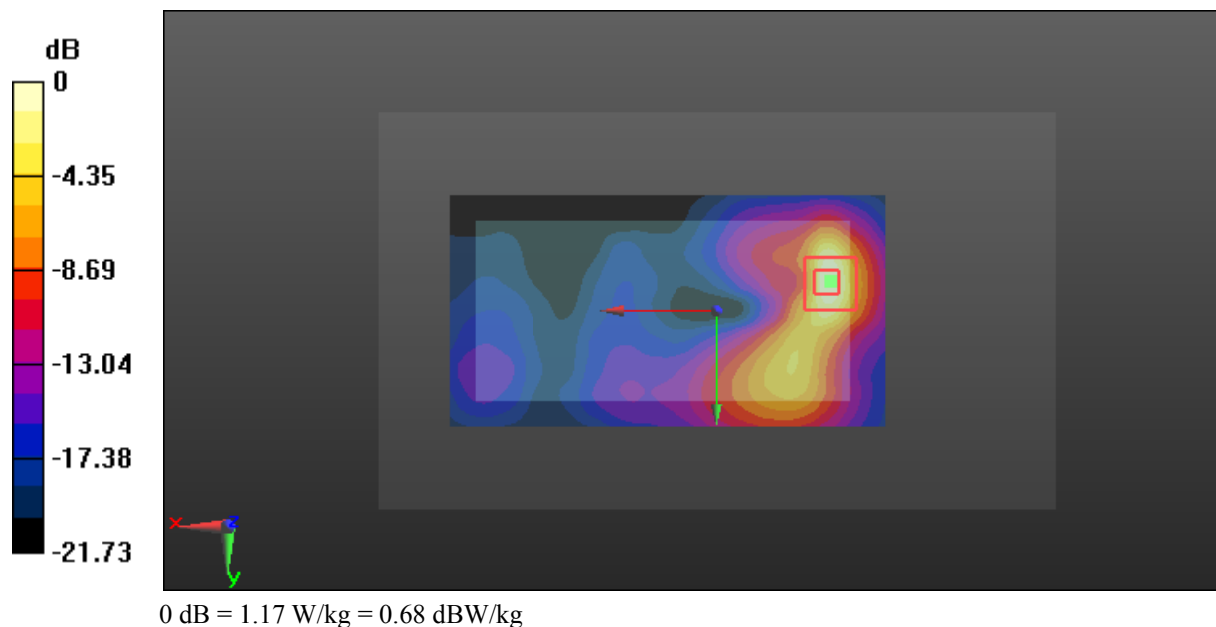
Zoom Scan (5x5x7)/Cube 0: Measurement grid: dx=8mm, dy=8mm, dz=5mm

Reference Value = 1.876 V/m; Power Drift = 0.09 dB

Peak SAR (extrapolated) = 1.71 W/kg

SAR(1 g) = 0.721 W/kg; SAR(10 g) = 0.279 W/kg

Maximum value of SAR (measured) = 1.17 W/kg



Test Plot 111#: LTE Band 7_Body Back_Middle_1RB

DUT: Mobile phone; Type: VIVO XL3; Serial: 17101700121

Communication System: Generic FDD-LTE; Frequency: 2535 MHz; Duty Cycle: 1:1
 Medium parameters used: $f = 2535 \text{ MHz}$; $\sigma = 2.038 \text{ S/m}$; $\epsilon_r = 53.655$; $\rho = 1000 \text{ kg/m}^3$;
 Phantom section: Center Section

DASY5 Configuration:

- Probe: EX3DV4 - SN7329; ConvF(7.24, 7.24, 7.24); Calibrated: 2017/3/13;
- Sensor-Surface: 1.4mm (Mechanical Surface Detection)
- Electronics: DAE4 Sn772; Calibrated: 2017/10/9
- Phantom: Triple Flat Phantom 5.1C; Type: QD 000 P51 CA; Serial: 1130
- Measurement SW: DASY52, Version 52.8 (8);

Area Scan (81x151x1): Interpolated grid: $dx=1.200 \text{ mm}$, $dy=1.200 \text{ mm}$

Maximum value of SAR (interpolated) = 1.53 W/kg

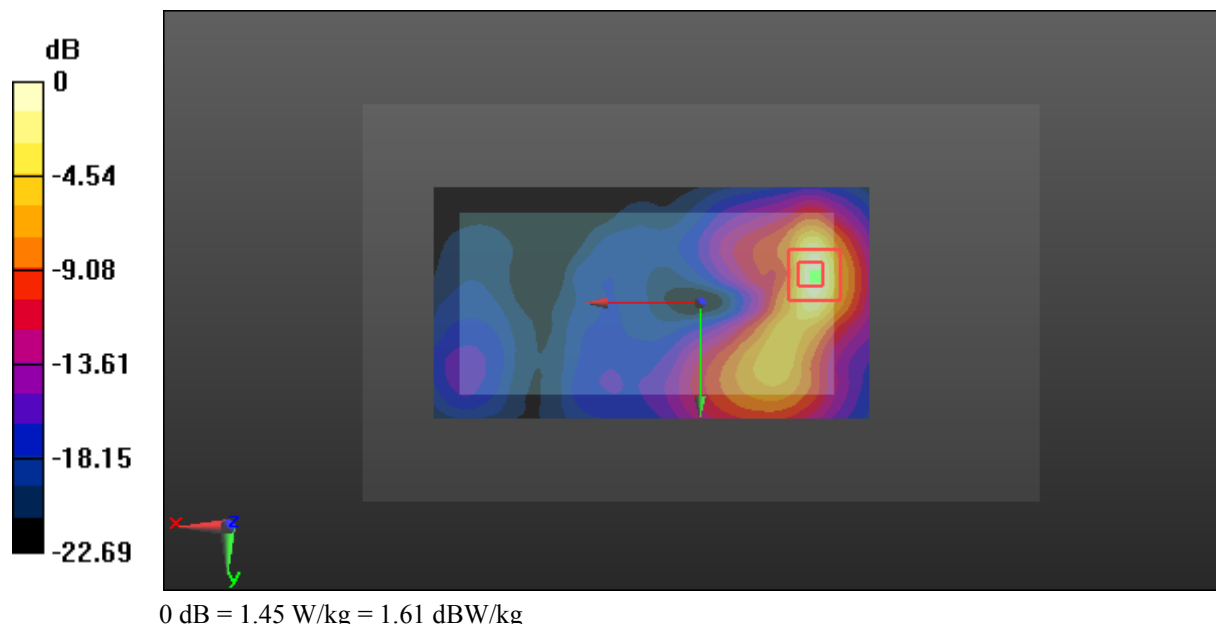
Zoom Scan (5x5x7)/Cube 0: Measurement grid: $dx=8\text{mm}$, $dy=8\text{mm}$, $dz=5\text{mm}$

Reference Value = 1.970 V/m; Power Drift = 0.14 dB

Peak SAR (extrapolated) = 2.06 W/kg

SAR(1 g) = 0.864 W/kg; SAR(10 g) = 0.333 W/kg

Maximum value of SAR (measured) = 1.45 W/kg



Test Plot 112#: LTE Band 7_Body Back_High_1RB

DUT: Mobile phone; Type: VIVO XL3; Serial: 17101700121

Communication System: Generic FDD-LTE; Frequency: 2560 MHz; Duty Cycle: 1:1
 Medium parameters used: $f = 2560$ MHz; $\sigma = 2.053$ S/m; $\epsilon_r = 53.156$; $\rho = 1000$ kg/m³ ;
 Phantom section: Center Section

DASY5 Configuration:

- Probe: EX3DV4 - SN7329; ConvF(7.24, 7.24, 7.24); Calibrated: 2017/3/13;
- Sensor-Surface: 1.4mm (Mechanical Surface Detection)
- Electronics: DAE4 Sn772; Calibrated: 2017/10/9
- Phantom: Triple Flat Phantom 5.1C; Type: QD 000 P51 CA; Serial: 1130
- Measurement SW: DASY52, Version 52.8 (8);

Area Scan (81x151x1): Interpolated grid: dx=1.200 mm, dy=1.200 mm

Maximum value of SAR (interpolated) = 1.65 W/kg

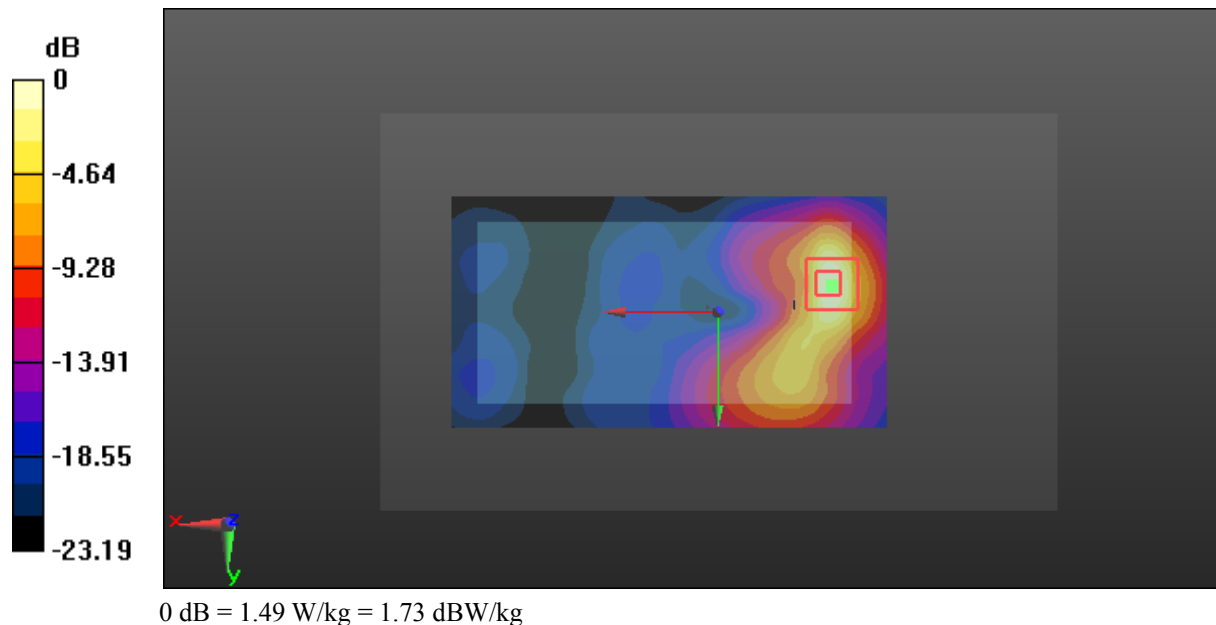
Zoom Scan (5x5x7)/Cube 0: Measurement grid: dx=8mm, dy=8mm, dz=5mm

Reference Value = 2.190 V/m; Power Drift = 0.13 dB

Peak SAR (extrapolated) = 2.13 W/kg

SAR(1 g) = 0.887 W/kg; SAR(10 g) = 0.348 W/kg

Maximum value of SAR (measured) = 1.49 W/kg



Test Plot 113#: LTE Band 7_Body Back_Middle_50%RB

DUT: Mobile phone; Type: VIVO XL3; Serial: 17101700121

Communication System: Generic FDD-LTE; Frequency: 2535 MHz; Duty Cycle: 1:1
 Medium parameters used: $f = 2535 \text{ MHz}$; $\sigma = 2.038 \text{ S/m}$; $\epsilon_r = 53.655$; $\rho = 1000 \text{ kg/m}^3$;
 Phantom section: Center Section

DASY5 Configuration:

- Probe: EX3DV4 - SN7329; ConvF(7.24, 7.24, 7.24); Calibrated: 2017/3/13;
- Sensor-Surface: 1.4mm (Mechanical Surface Detection)
- Electronics: DAE4 Sn772; Calibrated: 2017/10/9
- Phantom: Triple Flat Phantom 5.1C; Type: QD 000 P51 CA; Serial: 1130
- Measurement SW: DASY52, Version 52.8 (8);

Area Scan (81x151x1): Interpolated grid: $dx=1.200 \text{ mm}$, $dy=1.200 \text{ mm}$

Maximum value of SAR (interpolated) = 1.04 W/kg

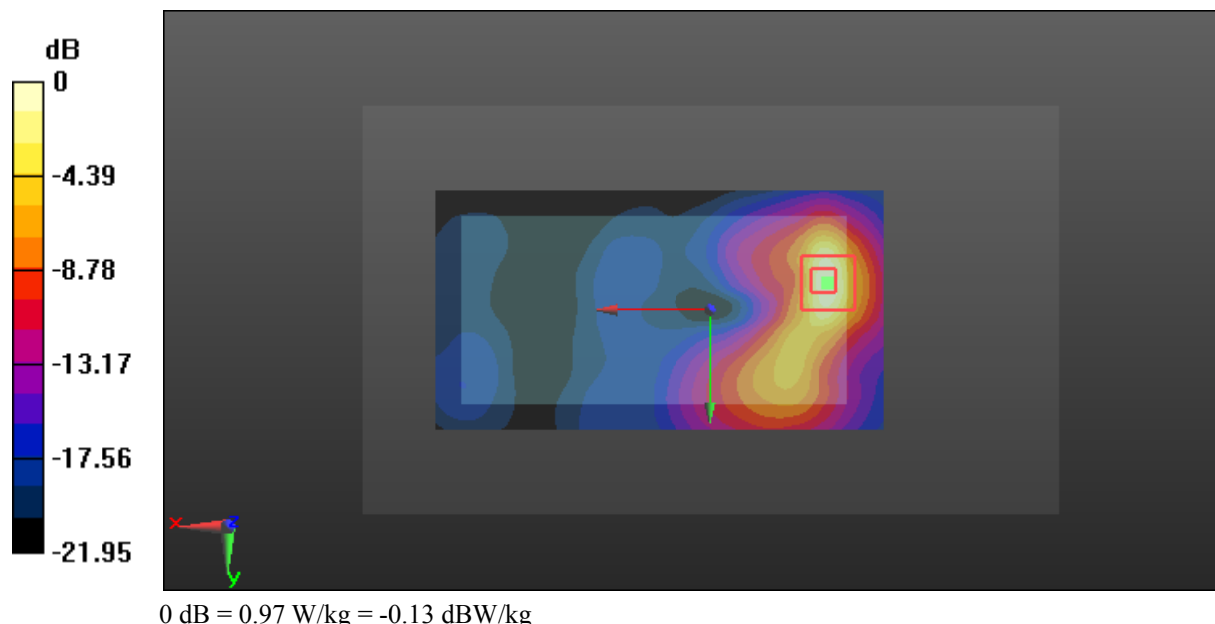
Zoom Scan (5x5x7)/Cube 0: Measurement grid: $dx=8\text{mm}$, $dy=8\text{mm}$, $dz=5\text{mm}$

Reference Value = 2.443 V/m; Power Drift = 0.01 dB

Peak SAR (extrapolated) = 1.36 W/kg

SAR(1 g) = 0.574 W/kg; SAR(10 g) = 0.227 W/kg

Maximum value of SAR (measured) = 0.97 W/kg



Test Plot 114#: LTE Band 7_Body Left_Middle_1RB

DUT: Mobile phone; Type: VIVO XL3; Serial: 17101700121

Communication System: Generic FDD-LTE; Frequency: 2535 MHz; Duty Cycle: 1:1
 Medium parameters used: $f = 2535 \text{ MHz}$; $\sigma = 2.038 \text{ S/m}$; $\epsilon_r = 53.655$; $\rho = 1000 \text{ kg/m}^3$;
 Phantom section: Center Section

DASY5 Configuration:

- Probe: EX3DV4 - SN7329; ConvF(7.24, 7.24, 7.24); Calibrated: 2017/3/13;
- Sensor-Surface: 1.4mm (Mechanical Surface Detection)
- Electronics: DAE4 Sn772; Calibrated: 2017/10/9
- Phantom: Triple Flat Phantom 5.1C; Type: QD 000 P51 CA; Serial: 1130
- Measurement SW: DASY52, Version 52.8 (8);

Area Scan (51x151x1): Interpolated grid: $dx=1.200 \text{ mm}$, $dy=1.200 \text{ mm}$

Maximum value of SAR (interpolated) = 0.0937 W/kg

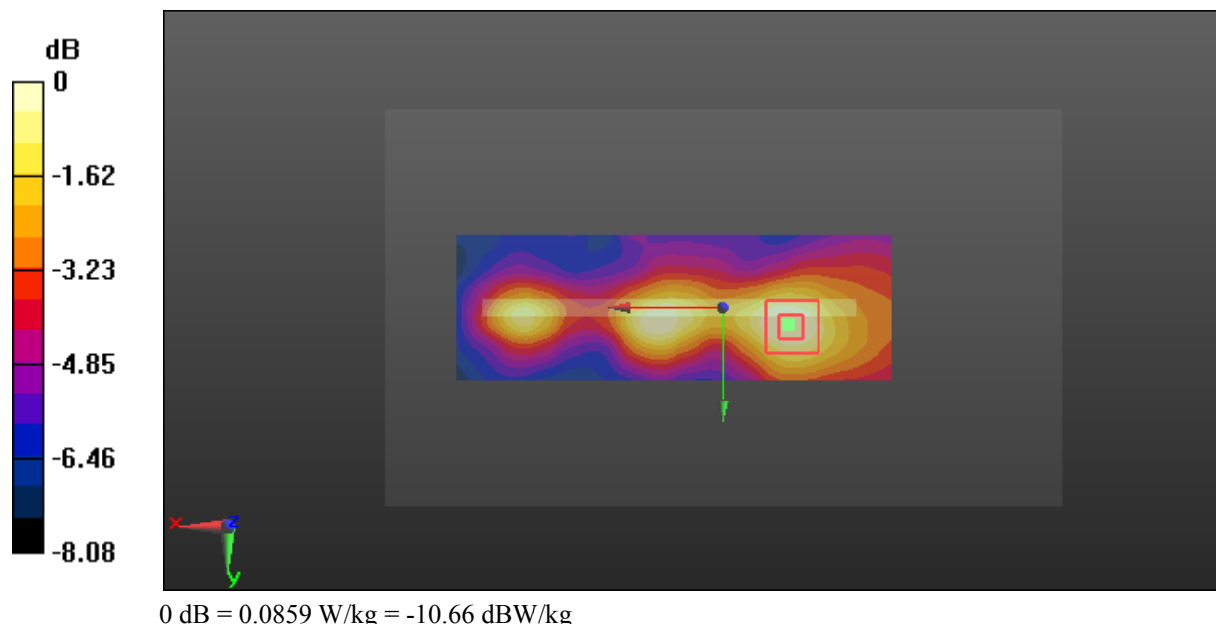
Zoom Scan (5x5x7)/Cube 0: Measurement grid: $dx=8\text{mm}$, $dy=8\text{mm}$, $dz=5\text{mm}$

Reference Value = 4.452 V/m; Power Drift = -0.18 dB

Peak SAR (extrapolated) = 0.107 W/kg

SAR(1 g) = 0.058 W/kg; SAR(10 g) = 0.038 W/kg

Maximum value of SAR (measured) = 0.0859 W/kg



Test Plot 115#: LTE Band 7_Body Left_Middle_50%RB

DUT: Mobile phone; Type: VIVO XL3; Serial: 17101700121

Communication System: Generic FDD-LTE; Frequency: 2535 MHz; Duty Cycle: 1:1
 Medium parameters used: $f = 2535 \text{ MHz}$; $\sigma = 2.038 \text{ S/m}$; $\epsilon_r = 53.655$; $\rho = 1000 \text{ kg/m}^3$;
 Phantom section: Center Section

DASY5 Configuration:

- Probe: EX3DV4 - SN7329; ConvF(7.24, 7.24, 7.24); Calibrated: 2017/3/13;
- Sensor-Surface: 1.4mm (Mechanical Surface Detection)
- Electronics: DAE4 Sn772; Calibrated: 2017/10/9
- Phantom: Triple Flat Phantom 5.1C; Type: QD 000 P51 CA; Serial: 1130
- Measurement SW: DASY52, Version 52.8 (8);

Area Scan (51x151x1): Interpolated grid: $dx=1.200 \text{ mm}$, $dy=1.200 \text{ mm}$

Maximum value of SAR (interpolated) = 0.0678 W/kg


Zoom Scan (5x5x7)/Cube 0: Measurement grid: $dx=8\text{mm}$, $dy=8\text{mm}$, $dz=5\text{mm}$

Reference Value = 4.560 V/m; Power Drift = -0.04 dB

Peak SAR (extrapolated) = 0.0780 W/kg

SAR(1 g) = 0.045 W/kg; SAR(10 g) = 0.030 W/kg

Maximum value of SAR (measured) = 0.0638 W/kg



Test Plot 116#: LTE Band 7_Body Right_Middle_1RB

DUT: Mobile phone; Type: VIVO XL3; Serial: 17101700121

Communication System: Generic FDD-LTE; Frequency: 2535 MHz; Duty Cycle: 1:1
 Medium parameters used: $f = 2535 \text{ MHz}$; $\sigma = 2.038 \text{ S/m}$; $\epsilon_r = 53.655$; $\rho = 1000 \text{ kg/m}^3$;
 Phantom section: Center Section

DASY5 Configuration:

- Probe: EX3DV4 - SN7329; ConvF(7.24, 7.24, 7.24); Calibrated: 2017/3/13;
- Sensor-Surface: 1.4mm (Mechanical Surface Detection)
- Electronics: DAE4 Sn772; Calibrated: 2017/10/9
- Phantom: Triple Flat Phantom 5.1C; Type: QD 000 P51 CA; Serial: 1130
- Measurement SW: DASY52, Version 52.8 (8);

Area Scan (51x151x1): Interpolated grid: $dx=1.200 \text{ mm}$, $dy=1.200 \text{ mm}$

Maximum value of SAR (interpolated) = 0.181 W/kg

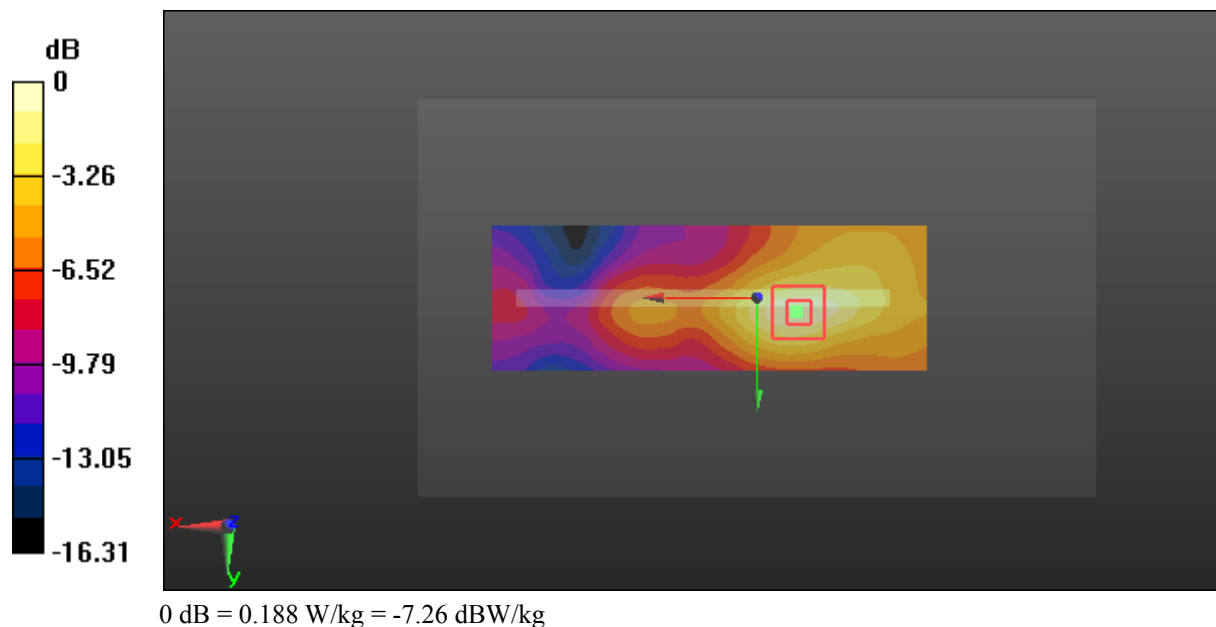
Zoom Scan (5x5x7)/Cube 0: Measurement grid: $dx=8\text{mm}$, $dy=8\text{mm}$, $dz=5\text{mm}$

Reference Value = 6.407 V/m; Power Drift = 0.02 dB

Peak SAR (extrapolated) = 0.238 W/kg

SAR(1 g) = 0.113 W/kg; SAR(10 g) = 0.059 W/kg

Maximum value of SAR (measured) = 0.188 W/kg



Test Plot 117#: LTE Band 7_Body Right_Middle_50%RB

DUT: Mobile phone; Type: VIVO XL3; Serial: 17101700121

Communication System: Generic FDD-LTE; Frequency: 2535 MHz; Duty Cycle: 1:1
 Medium parameters used: $f = 2535 \text{ MHz}$; $\sigma = 2.038 \text{ S/m}$; $\epsilon_r = 53.655$; $\rho = 1000 \text{ kg/m}^3$;
 Phantom section: Center Section

DASY5 Configuration:

- Probe: EX3DV4 - SN7329; ConvF(7.24, 7.24, 7.24); Calibrated: 2017/3/13;
- Sensor-Surface: 1.4mm (Mechanical Surface Detection)
- Electronics: DAE4 Sn772; Calibrated: 2017/10/9
- Phantom: Triple Flat Phantom 5.1C; Type: QD 000 P51 CA; Serial: 1130
- Measurement SW: DASY52, Version 52.8 (8);

Area Scan (51x151x1): Interpolated grid: $dx=1.200 \text{ mm}$, $dy=1.200 \text{ mm}$

Maximum value of SAR (interpolated) = 0.149 W/kg

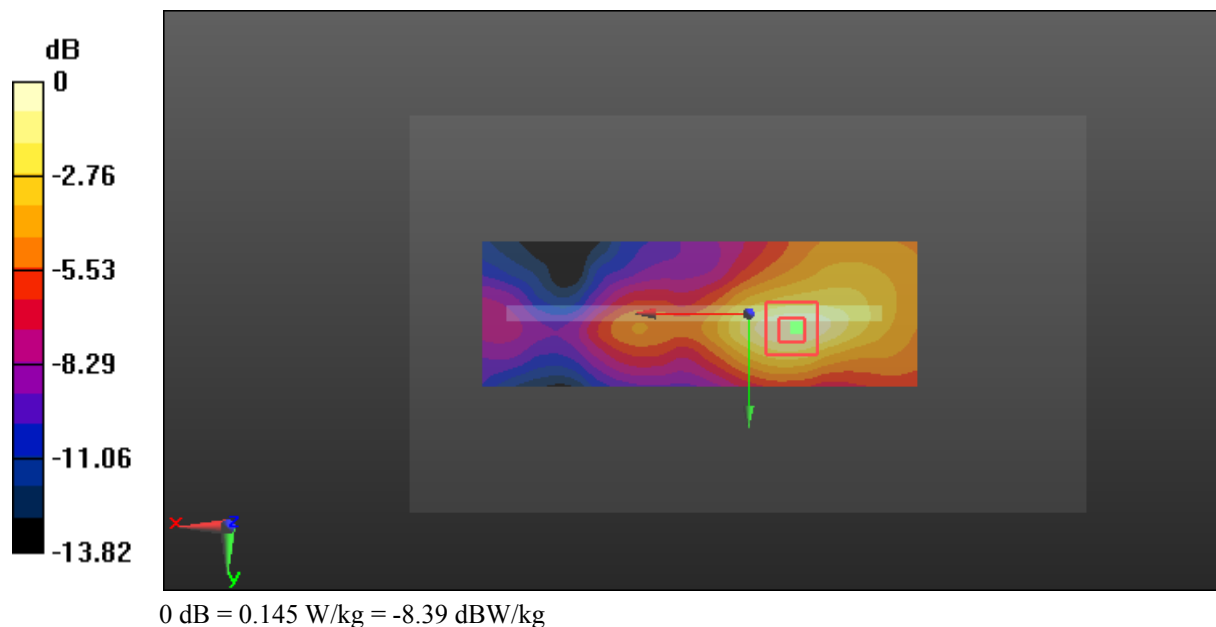
Zoom Scan (5x5x7)/Cube 0: Measurement grid: $dx=8\text{mm}$, $dy=8\text{mm}$, $dz=5\text{mm}$

Reference Value = 5.808 V/m; Power Drift = -0.07 dB

Peak SAR (extrapolated) = 0.184 W/kg

SAR(1 g) = 0.090 W/kg; SAR(10 g) = 0.048 W/kg

Maximum value of SAR (measured) = 0.145 W/kg



Test Plot 118#: LTE Band 7_Body Bottom_Low_1RB**DUT: Mobile phone; Type: VIVO XL3; Serial: 17101700121**

Communication System: Generic FDD-LTE; Frequency: 2510 MHz; Duty Cycle: 1:1
Medium parameters used: $f = 2510$ MHz; $\sigma = 1.964$ S/m; $\epsilon_r = 53.359$; $\rho = 1000$ kg/m³ ;
Phantom section: Center Section

DASY5 Configuration:

- Probe: EX3DV4 - SN7329; ConvF(7.24, 7.24, 7.24); Calibrated: 2017/3/13;
- Sensor-Surface: 1.4mm (Mechanical Surface Detection)
- Electronics: DAE4 Sn772; Calibrated: 2017/10/9
- Phantom: Triple Flat Phantom 5.1C; Type: QD 000 P51 CA; Serial: 1130
- Measurement SW: DASY52, Version 52.8 (8);

Area Scan (71x51x1): Interpolated grid: dx=1.200 mm, dy=1.200 mm

Maximum value of SAR (interpolated) = 1.75 W/kg

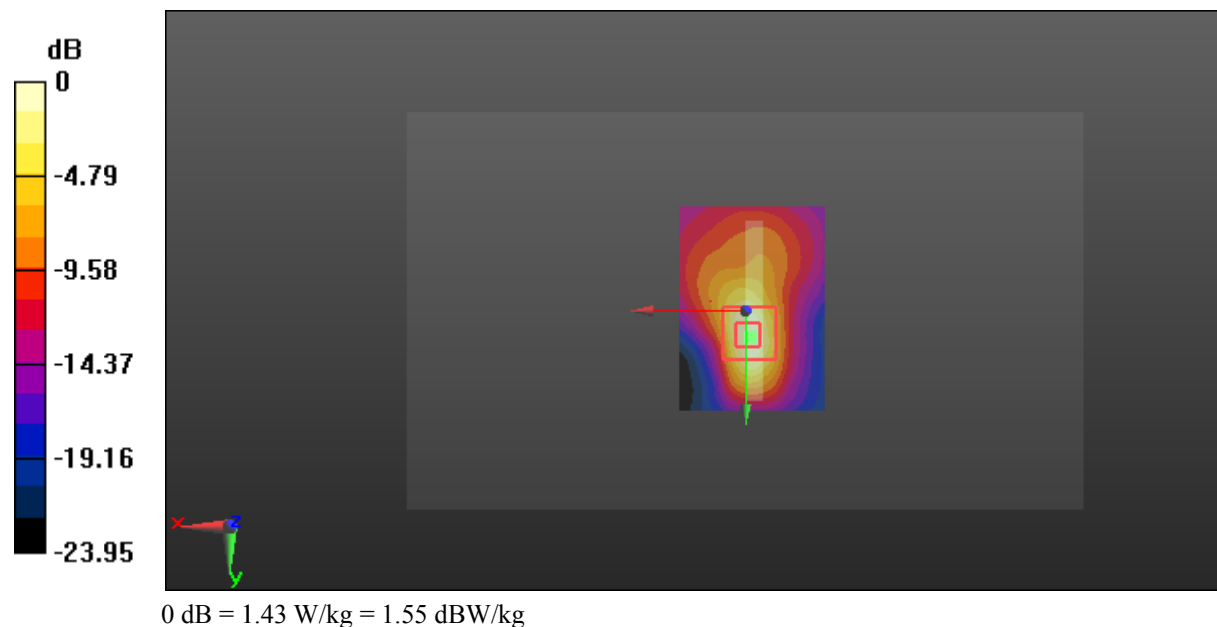
Zoom Scan (5x5x7)/Cube 0: Measurement grid: dx=8mm, dy=8mm, dz=5mm

Reference Value = 18.63 V/m; Power Drift = 0.01 dB

Peak SAR (extrapolated) = 1.84 W/kg

SAR(1 g) = 0.798 W/kg; SAR(10 g) = 0.323 W/kg

Maximum value of SAR (measured) = 1.43 W/kg



Test Plot 119#: LTE Band 7_Body Bottom_Middle_1RB

DUT: Mobile phone; Type: VIVO XL3; Serial: 17101700121

Communication System: Generic FDD-LTE; Frequency: 2535 MHz; Duty Cycle: 1:1
 Medium parameters used: $f = 2535 \text{ MHz}$; $\sigma = 2.038 \text{ S/m}$; $\epsilon_r = 53.655$; $\rho = 1000 \text{ kg/m}^3$;
 Phantom section: Center Section

DASY5 Configuration:

- Probe: EX3DV4 - SN7329; ConvF(7.24, 7.24, 7.24); Calibrated: 2017/3/13;
- Sensor-Surface: 1.4mm (Mechanical Surface Detection)
- Electronics: DAE4 Sn772; Calibrated: 2017/10/9
- Phantom: Triple Flat Phantom 5.1C; Type: QD 000 P51 CA; Serial: 1130
- Measurement SW: DASY52, Version 52.8 (8);

Area Scan (71x51x1): Interpolated grid: $dx=1.200 \text{ mm}$, $dy=1.200 \text{ mm}$

Maximum value of SAR (interpolated) = 2.06 W/kg

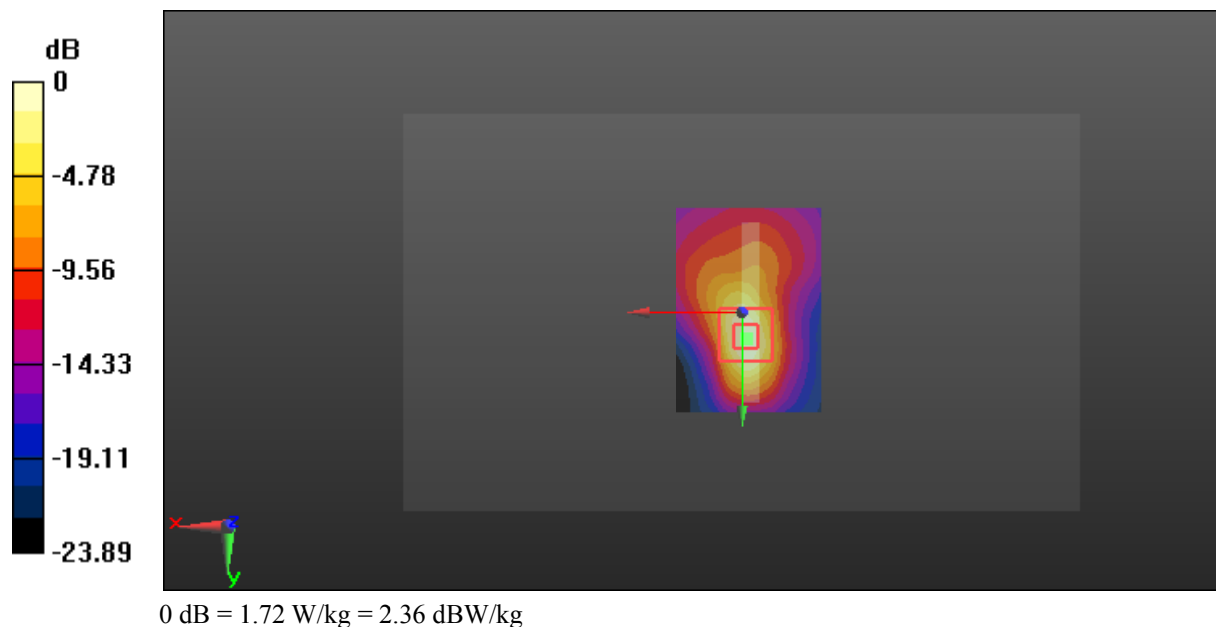
Zoom Scan (5x5x7)/Cube 0: Measurement grid: $dx=8\text{mm}$, $dy=8\text{mm}$, $dz=5\text{mm}$

Reference Value = 19.13 V/m; Power Drift = -0.05 dB

Peak SAR (extrapolated) = 2.21 W/kg

SAR(1 g) = 0.952 W/kg; SAR(10 g) = 0.382 W/kg

Maximum value of SAR (measured) = 1.72 W/kg



Test Plot 120#: LTE Band 7_Body Bottom_High_1RB**DUT: Mobile phone; Type: VIVO XL3; Serial: 17101700121**

Communication System: Generic FDD-LTE; Frequency: 2560 MHz; Duty Cycle: 1:1
Medium parameters used: $f = 2560$ MHz; $\sigma = 2.053$ S/m; $\epsilon_r = 53.156$; $\rho = 1000$ kg/m³ ;
Phantom section: Center Section

DASY5 Configuration:

- Probe: EX3DV4 - SN7329; ConvF(7.24, 7.24, 7.24); Calibrated: 2017/3/13;
- Sensor-Surface: 1.4mm (Mechanical Surface Detection)
- Electronics: DAE4 Sn772; Calibrated: 2017/10/9
- Phantom: Triple Flat Phantom 5.1C; Type: QD 000 P51 CA; Serial: 1130
- Measurement SW: DASY52, Version 52.8 (8);

Area Scan (71x51x1): Interpolated grid: dx=1.200 mm, dy=1.200 mm

Maximum value of SAR (interpolated) = 2.16 W/kg

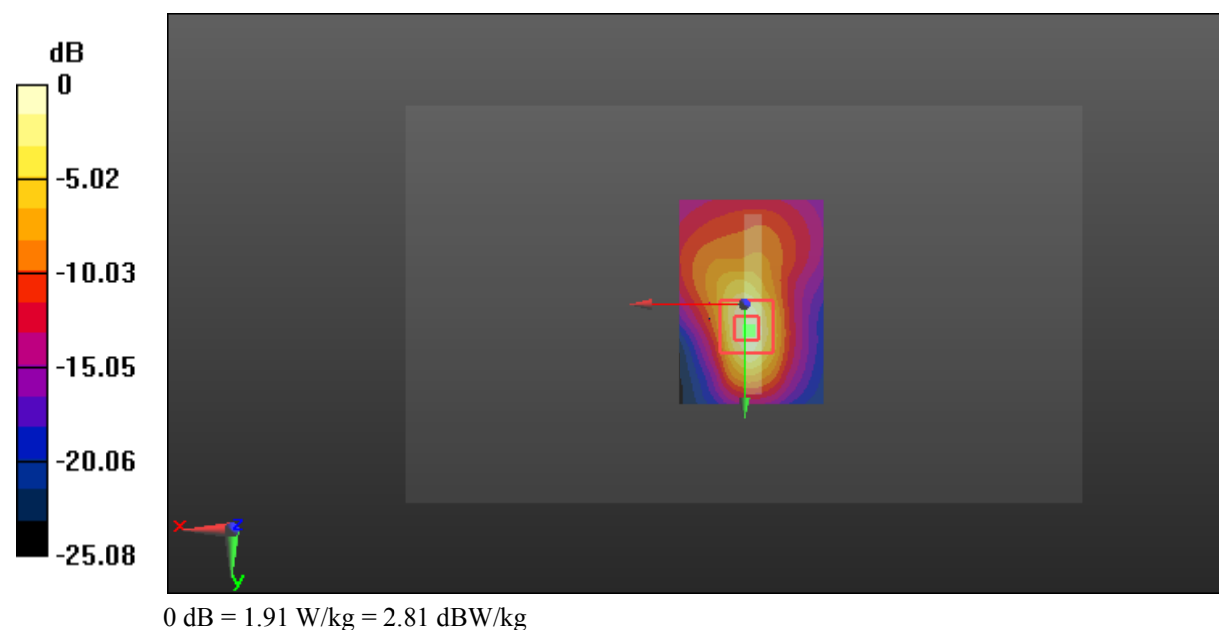
Zoom Scan (5x5x7)/Cube 0: Measurement grid: dx=8mm, dy=8mm, dz=5mm

Reference Value = 20.69 V/m; Power Drift = 0.17 dB

Peak SAR (extrapolated) = 2.51 W/kg

SAR(1 g) = 1.07 W/kg; SAR(10 g) = 0.429 W/kg

Maximum value of SAR (measured) = 1.91 W/kg



Test Plot 121#: LTE Band 7_Body Bottom_Low_50%RB**DUT: Mobile phone; Type: VIVO XL3; Serial: 17101700121**

Communication System: Generic FDD-LTE; Frequency: 2510 MHz; Duty Cycle: 1:1
Medium parameters used: $f = 2510$ MHz; $\sigma = 1.964$ S/m; $\epsilon_r = 53.359$; $\rho = 1000$ kg/m³ ;
Phantom section: Center Section

DASY5 Configuration:

- Probe: EX3DV4 - SN7329; ConvF(7.24, 7.24, 7.24); Calibrated: 2017/3/13;
- Sensor-Surface: 1.4mm (Mechanical Surface Detection)
- Electronics: DAE4 Sn772; Calibrated: 2017/10/9
- Phantom: Triple Flat Phantom 5.1C; Type: QD 000 P51 CA; Serial: 1130
- Measurement SW: DASY52, Version 52.8 (8);

Area Scan (71x51x1): Interpolated grid: dx=1.200 mm, dy=1.200 mm

Maximum value of SAR (interpolated) = 1.33 W/kg

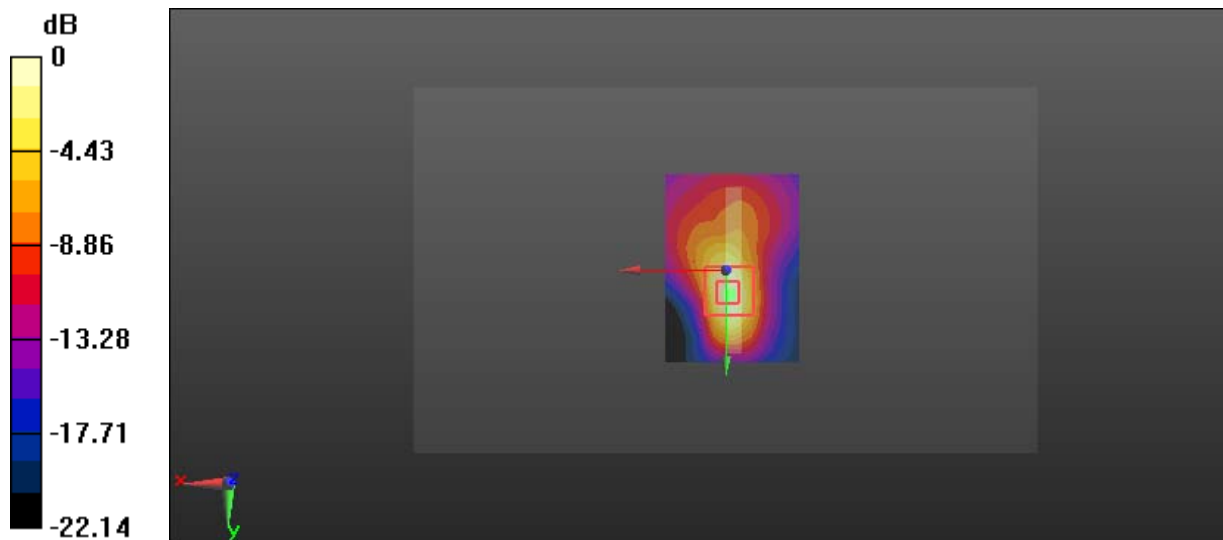
Zoom Scan (5x5x7)/Cube 0: Measurement grid: dx=8mm, dy=8mm, dz=5mm

Reference Value = 16.43 V/m; Power Drift = 0.04 dB

Peak SAR (extrapolated) = 1.43 W/kg

SAR(1 g) = 0.621 W/kg; SAR(10 g) = 0.251 W/kg

Maximum value of SAR (measured) = 1.11 W/kg



0 dB = 1.11 W/kg = 0.45 dBW/kg

Test Plot 122#: LTE Band 7_Body Bottom_Middle_50%RB**DUT: Mobile phone; Type: VIVO XL3; Serial: 17101700121**

Communication System: Generic FDD-LTE; Frequency: 2535 MHz; Duty Cycle: 1:1
Medium parameters used: $f = 2535$ MHz; $\sigma = 2.038$ S/m; $\epsilon_r = 53.655$; $\rho = 1000$ kg/m³ ;
Phantom section: Center Section

DASY5 Configuration:

- Probe: EX3DV4 - SN7329; ConvF(7.24, 7.24, 7.24); Calibrated: 2017/3/13;
- Sensor-Surface: 1.4mm (Mechanical Surface Detection)
- Electronics: DAE4 Sn772; Calibrated: 2017/10/9
- Phantom: Triple Flat Phantom 5.1C; Type: QD 000 P51 CA; Serial: 1130
- Measurement SW: DASY52, Version 52.8 (8);

Area Scan (71x51x1): Interpolated grid: dx=1.200 mm, dy=1.200 mm

Maximum value of SAR (interpolated) = 1.42 W/kg

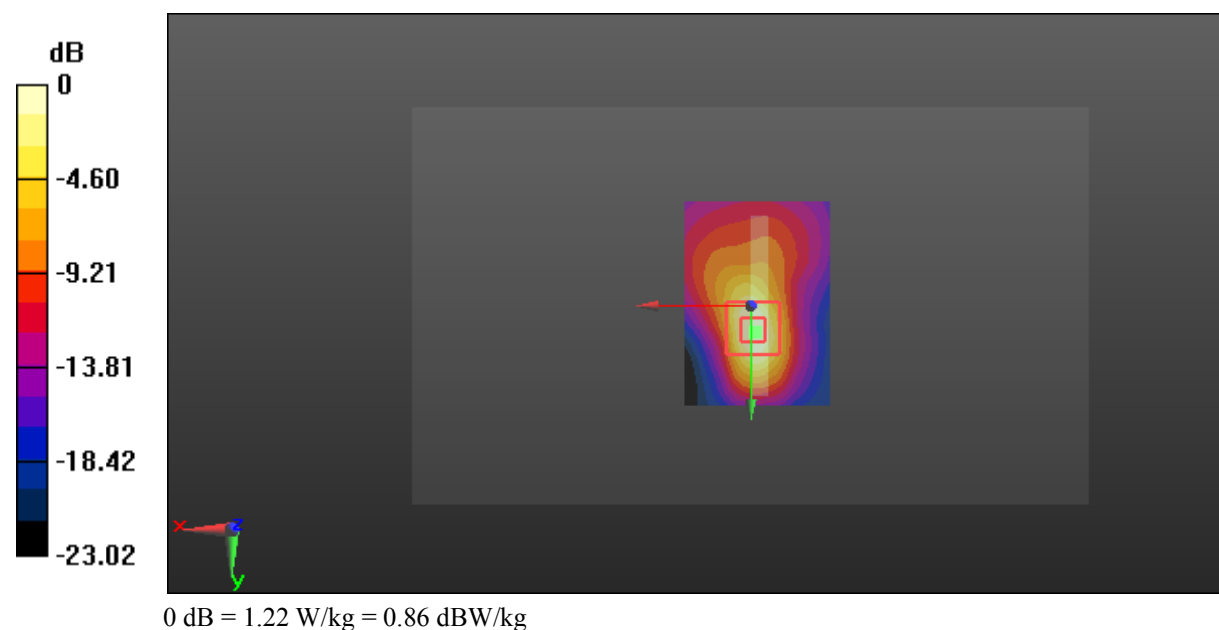
Zoom Scan (5x5x7)/Cube 0: Measurement grid: dx=8mm, dy=8mm, dz=5mm

Reference Value = 17.21 V/m; Power Drift = -0.03 dB

Peak SAR (extrapolated) = 1.57 W/kg

SAR(1 g) = 0.679 W/kg; SAR(10 g) = 0.275 W/kg

Maximum value of SAR (measured) = 1.22 W/kg



Test Plot 123#: LTE Band 7_Body Bottom_High_50%RB**DUT: Mobile phone; Type: VIVO XL3; Serial: 17101700121**

Communication System: Generic FDD-LTE; Frequency: 2560 MHz; Duty Cycle: 1:1
Medium parameters used: $f = 2560$ MHz; $\sigma = 2.053$ S/m; $\epsilon_r = 53.156$; $\rho = 1000$ kg/m³ ;
Phantom section: Center Section

DASY5 Configuration:

- Probe: EX3DV4 - SN7329; ConvF(7.24, 7.24, 7.24); Calibrated: 2017/3/13;
- Sensor-Surface: 1.4mm (Mechanical Surface Detection)
- Electronics: DAE4 Sn772; Calibrated: 2017/10/9
- Phantom: Triple Flat Phantom 5.1C; Type: QD 000 P51 CA; Serial: 1130
- Measurement SW: DASY52, Version 52.8 (8);

Area Scan (71x51x1): Interpolated grid: dx=1.200 mm, dy=1.200 mm

Maximum value of SAR (interpolated) = 1.27 W/kg

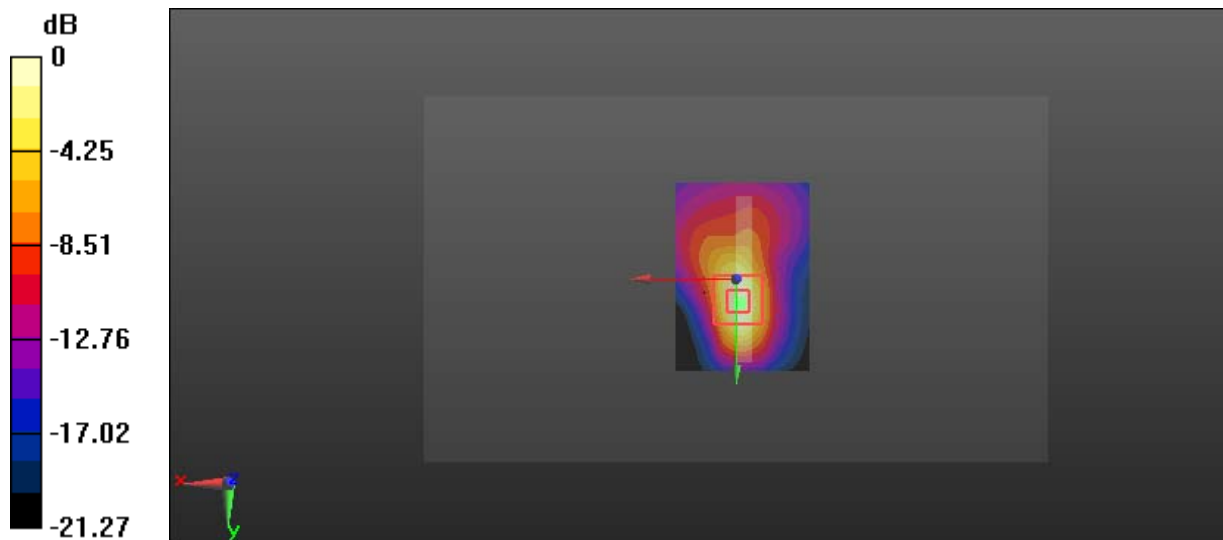
Zoom Scan (5x5x7)/Cube 0: Measurement grid: dx=8mm, dy=8mm, dz=5mm

Reference Value = 16.29 V/m; Power Drift = -0.12 dB

Peak SAR (extrapolated) = 1.56 W/kg

SAR(1 g) = 0.666 W/kg; SAR(10 g) = 0.271 W/kg

Maximum value of SAR (measured) = 1.19 W/kg



0 dB = 1.19 W/kg = 0.76 dBW/kg

Test Plot 124#: LTE Band 7_Body Bottom_Middle_100%RB**DUT: Mobile phone; Type: VIVO XL3; Serial: 17101700121**

Communication System: Generic FDD-LTE; Frequency: 2535 MHz; Duty Cycle: 1:1
Medium parameters used: $f = 2535$ MHz; $\sigma = 2.038$ S/m; $\epsilon_r = 53.655$; $\rho = 1000$ kg/m³ ;
Phantom section: Center Section

DASY5 Configuration:

- Probe: EX3DV4 - SN7329; ConvF(7.24, 7.24, 7.24); Calibrated: 2017/3/13;
- Sensor-Surface: 1.4mm (Mechanical Surface Detection)
- Electronics: DAE4 Sn772; Calibrated: 2017/10/9
- Phantom: Triple Flat Phantom 5.1C; Type: QD 000 P51 CA; Serial: 1130
- Measurement SW: DASY52, Version 52.8 (8);

Area Scan (71x51x1): Interpolated grid: dx=1.200 mm, dy=1.200 mm

Maximum value of SAR (interpolated) = 1.23 W/kg


Zoom Scan (5x5x7)/Cube 0: Measurement grid: dx=8mm, dy=8mm, dz=5mm

Reference Value = 15.50 V/m; Power Drift = -0.07 dB

Peak SAR (extrapolated) = 1.34 W/kg

SAR(1 g) = 0.578 W/kg; SAR(10 g) = 0.234 W/kg

Maximum value of SAR (measured) = 1.04 W/kg



0 dB = 1.04 W/kg = 0.17 dBW/kg

Test Plot 125#: LTE Band 12_Head Left Cheek_Middle_1RB**DUT: Mobile phone; Type: VIVO XL3; Serial: 17101700121**

Communication System: Generic FDD-LTE; Frequency: 707.5 MHz; Duty Cycle: 1:1
Medium parameters used: $f = 707.5$ MHz; $\sigma = 0.87$ S/m; $\epsilon_r = 42.547$; $\rho = 1000$ kg/m³ ;
Phantom section: Left Section

DASY5 Configuration:

- Probe: EX3DV4 - SN7329; ConvF(9.69, 9.69, 9.69); Calibrated: 2017/3/13;
- Sensor-Surface: 1.4mm (Mechanical Surface Detection)
- Electronics: DAE4 Sn772; Calibrated: 2017/10/9
- Phantom: Twin SAM; Type: Twin SAM V5.0; Serial: 1412
- Measurement SW: DASY52, Version 52.8 (8);

Area Scan (61x121x1): Interpolated grid: dx=1.500 mm, dy=1.500 mm

Maximum value of SAR (interpolated) = 0.134 W/kg

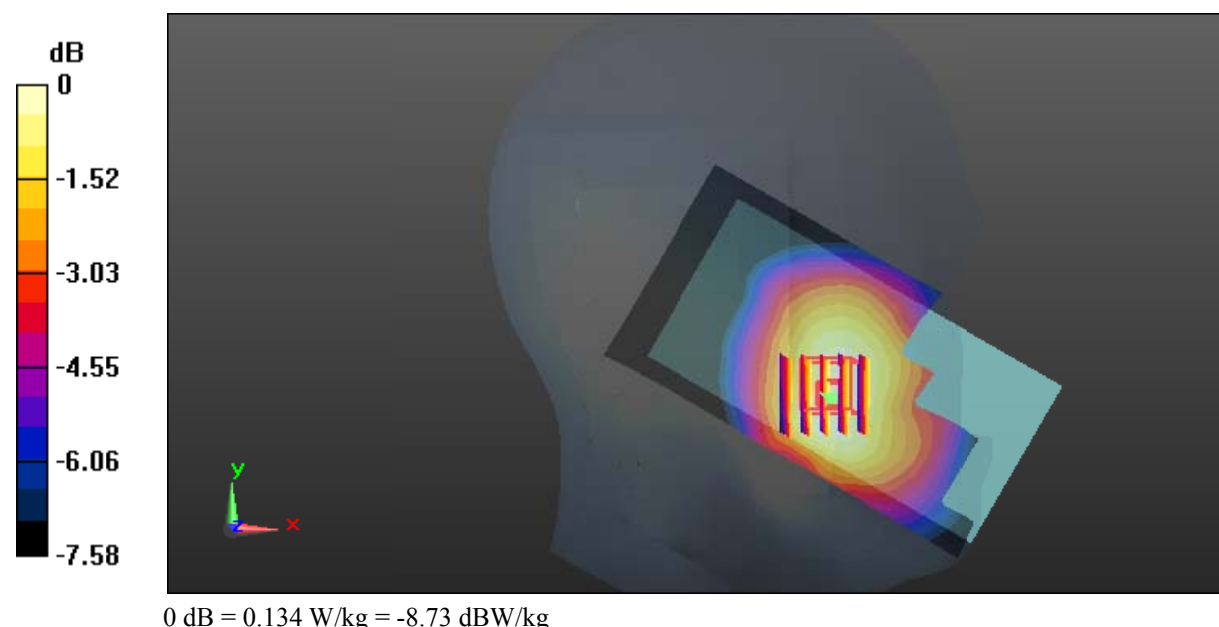
Zoom Scan (5x5x7)/Cube 0: Measurement grid: dx=8mm, dy=8mm, dz=5mm

Reference Value = 3.289 V/m; Power Drift = 0.18 dB

Peak SAR (extrapolated) = 0.147 W/kg

SAR(1 g) = 0.115 W/kg; SAR(10 g) = 0.093 W/kg

Maximum value of SAR (measured) = 0.134 W/kg



Test Plot 126#: LTE Band 12_Head Left Cheek_Middle_50%RB**DUT: Mobile phone; Type: VIVO XL3; Serial: 17101700121**

Communication System: Generic FDD-LTE; Frequency: 707.5 MHz; Duty Cycle: 1:1
Medium parameters used: $f = 707.5$ MHz; $\sigma = 0.87$ S/m; $\epsilon_r = 42.547$; $\rho = 1000$ kg/m³ ;
Phantom section: Left Section

DASY5 Configuration:

- Probe: EX3DV4 - SN7329; ConvF(9.69, 9.69, 9.69); Calibrated: 2017/3/13;
- Sensor-Surface: 1.4mm (Mechanical Surface Detection)
- Electronics: DAE4 Sn772; Calibrated: 2017/10/9
- Phantom: Twin SAM; Type: Twin SAM V5.0; Serial: 1412
- Measurement SW: DASY52, Version 52.8 (8);

Area Scan (61x121x1): Interpolated grid: dx=1.500 mm, dy=1.500 mm

Maximum value of SAR (interpolated) = 0.110 W/kg

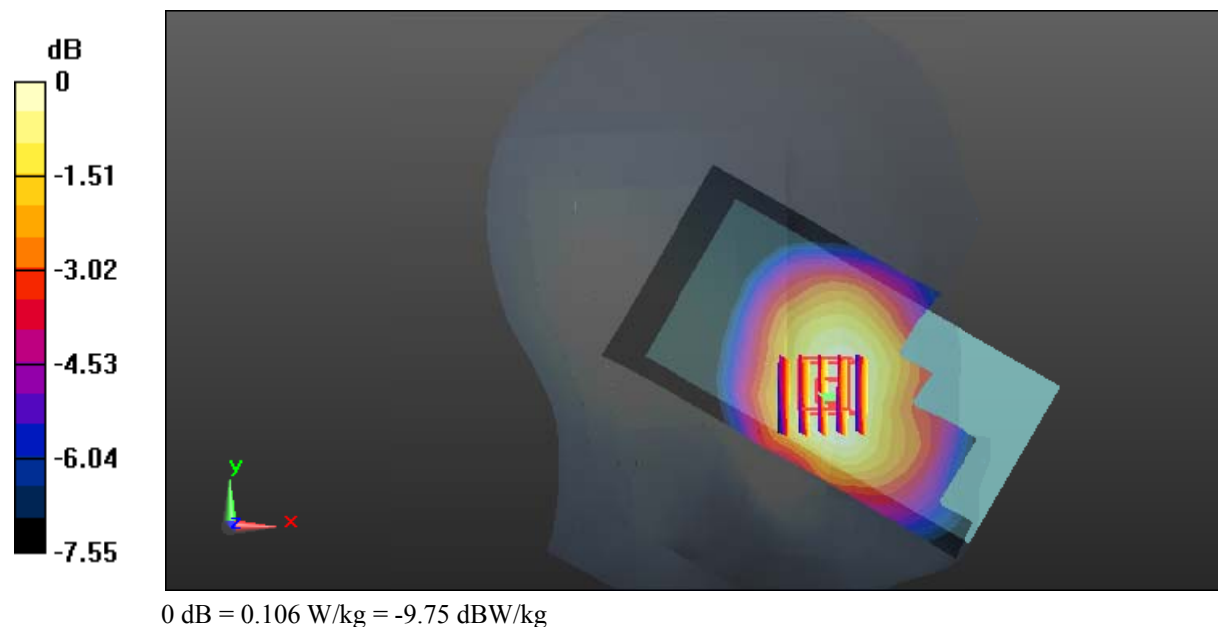
Zoom Scan (5x5x7)/Cube 0: Measurement grid: dx=8mm, dy=8mm, dz=5mm

Reference Value = 2.931 V/m; Power Drift = 0.19 dB

Peak SAR (extrapolated) = 0.116 W/kg

SAR(1 g) = 0.091 W/kg; SAR(10 g) = 0.074 W/kg

Maximum value of SAR (measured) = 0.106 W/kg



Test Plot 127#: LTE Band 12_Head Left Tilt_Middle_1RB**DUT: Mobile phone; Type: VIVO XL3; Serial: 17101700121**

Communication System: Generic FDD-LTE; Frequency: 707.5 MHz; Duty Cycle: 1:1
Medium parameters used: $f = 707.5$ MHz; $\sigma = 0.87$ S/m; $\epsilon_r = 42.547$; $\rho = 1000$ kg/m³ ;
Phantom section: Left Section

DASY5 Configuration:

- Probe: EX3DV4 - SN7329; ConvF(9.69, 9.69, 9.69); Calibrated: 2017/3/13;
- Sensor-Surface: 1.4mm (Mechanical Surface Detection)
- Electronics: DAE4 Sn772; Calibrated: 2017/10/9
- Phantom: Twin SAM; Type: Twin SAM V5.0; Serial: 1412
- Measurement SW: DASY52, Version 52.8 (8);

Area Scan (61x121x1): Interpolated grid: dx=1.500 mm, dy=1.500 mm

Maximum value of SAR (interpolated) = 0.0743 W/kg

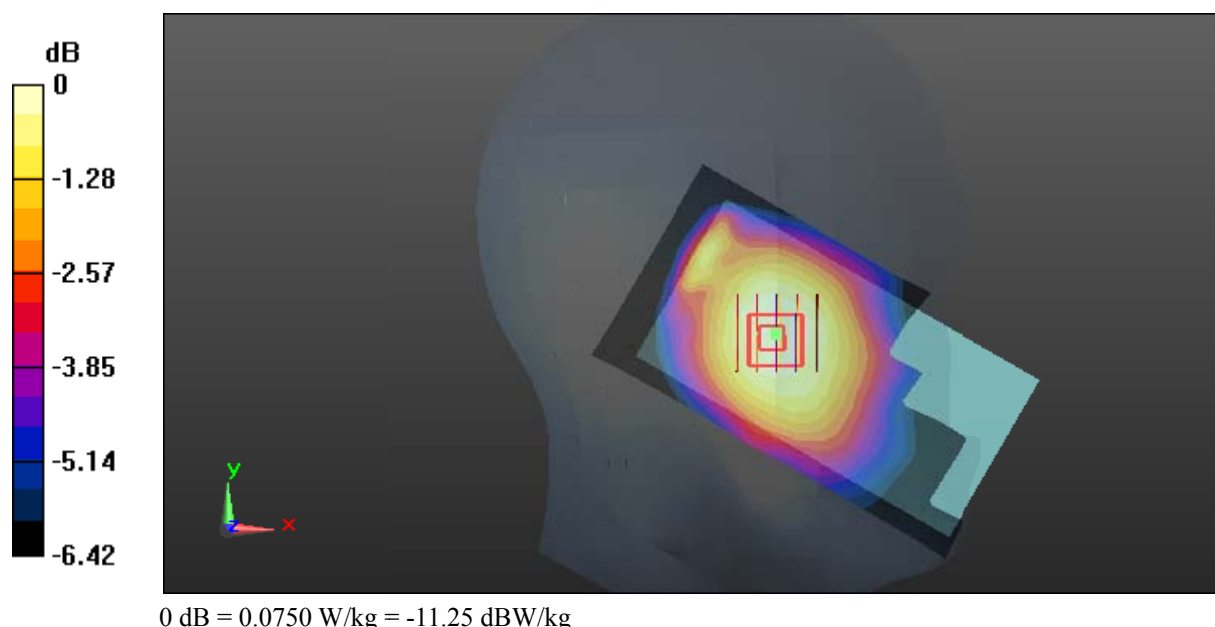
Zoom Scan (5x5x7)/Cube 0: Measurement grid: dx=8mm, dy=8mm, dz=5mm

Reference Value = 6.211 V/m; Power Drift = -0.10 dB

Peak SAR (extrapolated) = 0.0810 W/kg

SAR(1 g) = 0.065 W/kg; SAR(10 g) = 0.053 W/kg

Maximum value of SAR (measured) = 0.0750 W/kg



Test Plot 128#: LTE Band 12_Head Left Tilt_Middle_50%RB**DUT: Mobile phone; Type: VIVO XL3; Serial: 17101700121**

Communication System: Generic FDD-LTE; Frequency: 707.5 MHz; Duty Cycle: 1:1
Medium parameters used: $f = 707.5$ MHz; $\sigma = 0.87$ S/m; $\epsilon_r = 42.547$; $\rho = 1000$ kg/m³ ;
Phantom section: Left Section

DASY5 Configuration:

- Probe: EX3DV4 - SN7329; ConvF(9.69, 9.69, 9.69); Calibrated: 2017/3/13;
- Sensor-Surface: 1.4mm (Mechanical Surface Detection)
- Electronics: DAE4 Sn772; Calibrated: 2017/10/9
- Phantom: Twin SAM; Type: Twin SAM V5.0; Serial: 1412
- Measurement SW: DASY52, Version 52.8 (8);

Area Scan (61x121x1): Interpolated grid: dx=1.500 mm, dy=1.500 mm

Maximum value of SAR (interpolated) = 0.0590 W/kg

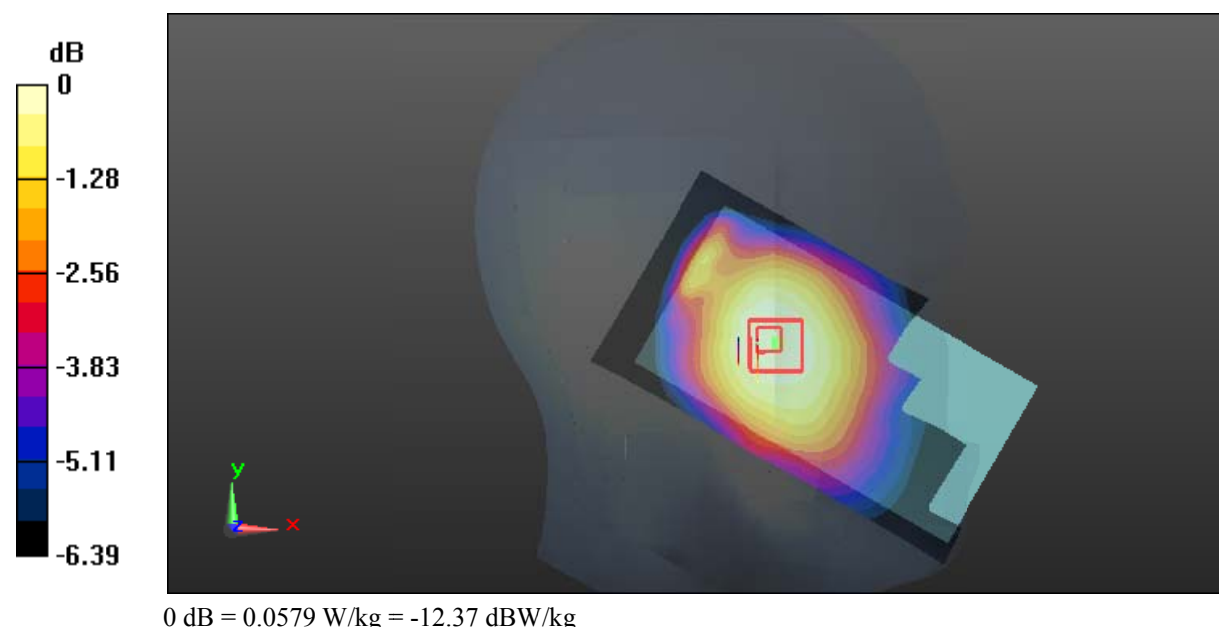
Zoom Scan (5x5x7)/Cube 0: Measurement grid: dx=8mm, dy=8mm, dz=5mm

Reference Value = 5.397 V/m; Power Drift = -0.07 dB

Peak SAR (extrapolated) = 0.0620 W/kg

SAR(1 g) = 0.050 W/kg; SAR(10 g) = 0.042 W/kg

Maximum value of SAR (measured) = 0.0579 W/kg



Test Plot 129#: LTE Band 12_Head Right Cheek_Middle_1RB

DUT: Mobile phone; Type: VIVO XL3; Serial: 17101700121

Communication System: Generic FDD-LTE; Frequency: 707.5 MHz; Duty Cycle: 1:1
 Medium parameters used: $f = 707.5 \text{ MHz}$; $\sigma = 0.87 \text{ S/m}$; $\epsilon_r = 42.547$; $\rho = 1000 \text{ kg/m}^3$;
 Phantom section: Right Section

DASY5 Configuration:

- Probe: EX3DV4 - SN7329; ConvF(9.69, 9.69, 9.69); Calibrated: 2017/3/13;
- Sensor-Surface: 1.4mm (Mechanical Surface Detection)
- Electronics: DAE4 Sn772; Calibrated: 2017/10/9
- Phantom: Twin SAM; Type: Twin SAM V5.0; Serial: 1412
- Measurement SW: DASY52, Version 52.8 (8);

Area Scan (61x121x1): Interpolated grid: $dx=1.500 \text{ mm}$, $dy=1.500 \text{ mm}$

Maximum value of SAR (interpolated) = 0.142 W/kg

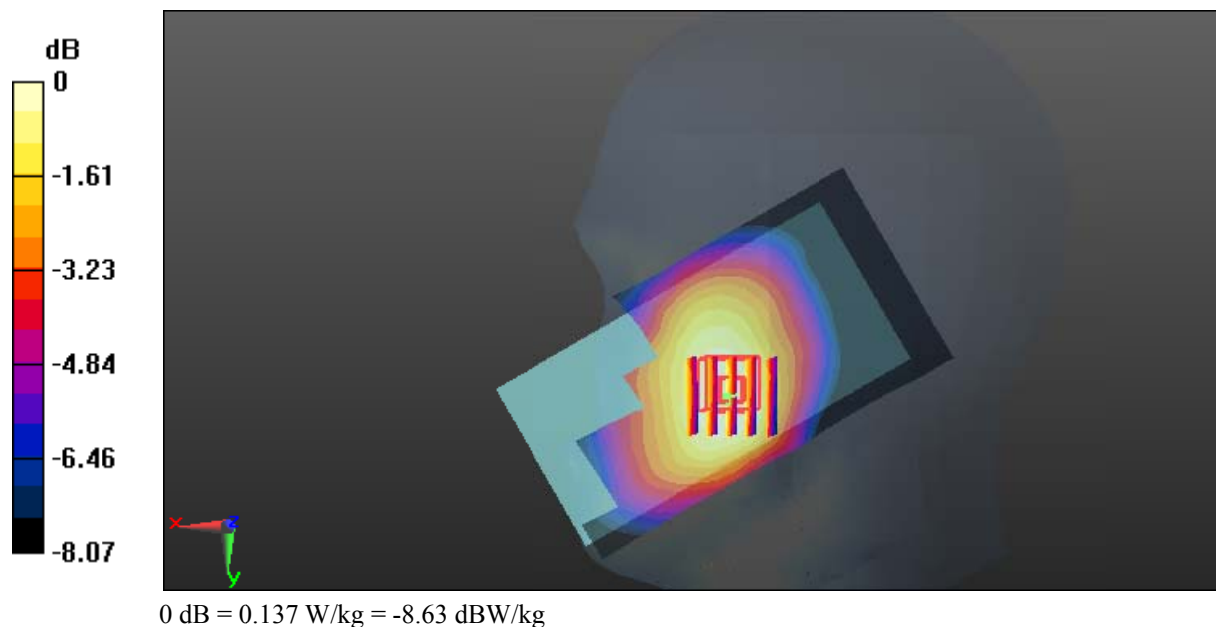
Zoom Scan (5x5x7)/Cube 0: Measurement grid: $dx=8\text{mm}$, $dy=8\text{mm}$, $dz=5\text{mm}$

Reference Value = 3.726 V/m; Power Drift = 0.15 dB

Peak SAR (extrapolated) = 0.151 W/kg

SAR(1 g) = 0.115 W/kg; SAR(10 g) = 0.091 W/kg

Maximum value of SAR (measured) = 0.137 W/kg



Test Plot 130#: LTE Band 12_Head Right Cheek_Middle_50%RB**DUT: Mobile phone; Type: VIVO XL3; Serial: 17101700121**

Communication System: Generic FDD-LTE; Frequency: 707.5 MHz; Duty Cycle: 1:1
Medium parameters used: $f = 707.5$ MHz; $\sigma = 0.87$ S/m; $\epsilon_r = 42.547$; $\rho = 1000$ kg/m³ ;
Phantom section: Right Section

DASY5 Configuration:

- Probe: EX3DV4 - SN7329; ConvF(9.69, 9.69, 9.69); Calibrated: 2017/3/13;
- Sensor-Surface: 1.4mm (Mechanical Surface Detection)
- Electronics: DAE4 Sn772; Calibrated: 2017/10/9
- Phantom: Twin SAM; Type: Twin SAM V5.0; Serial: 1412
- Measurement SW: DASY52, Version 52.8 (8);

Area Scan (61x121x1): Interpolated grid: dx=1.500 mm, dy=1.500 mm

Maximum value of SAR (interpolated) = 0.108 W/kg

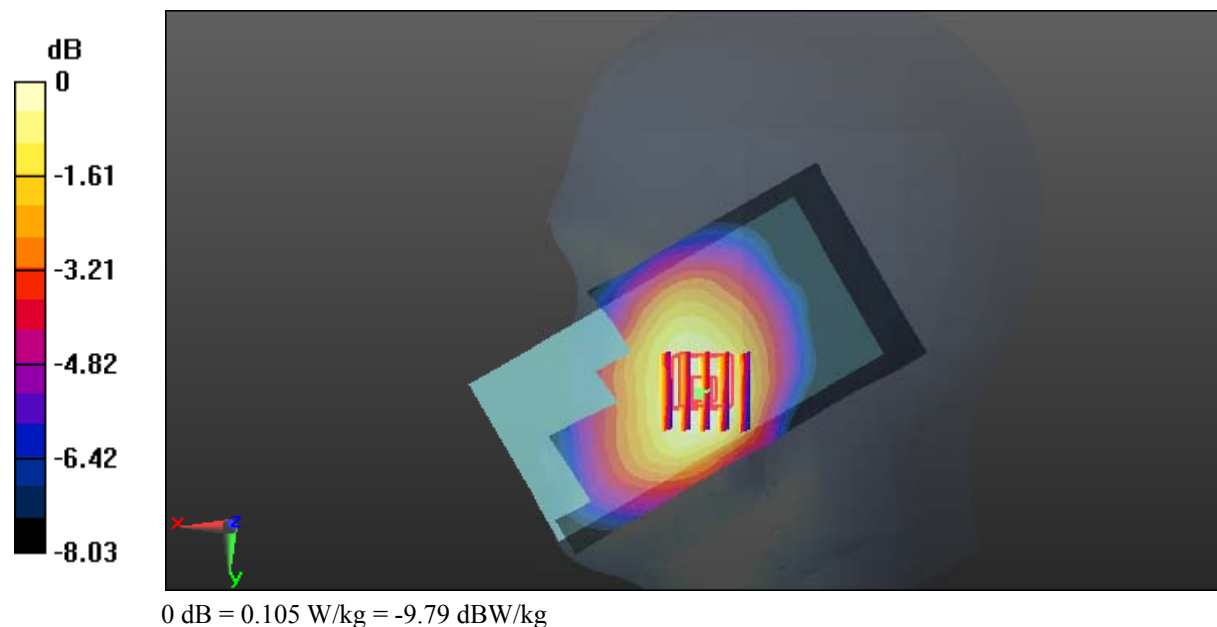
Zoom Scan (5x5x7)/Cube 0: Measurement grid: dx=8mm, dy=8mm, dz=5mm

Reference Value = 3.209 V/m; Power Drift = 0.16 dB

Peak SAR (extrapolated) = 0.118 W/kg

SAR(1 g) = 0.089 W/kg; SAR(10 g) = 0.071 W/kg

Maximum value of SAR (measured) = 0.105 W/kg



Test Plot 131#: LTE Band 12_Head Right Tilt_Middle_1RB**DUT: Mobile phone; Type: VIVO XL3; Serial: 17101700121**

Communication System: Generic FDD-LTE; Frequency: 707.5 MHz; Duty Cycle: 1:1
Medium parameters used: $f = 707.5$ MHz; $\sigma = 0.87$ S/m; $\epsilon_r = 42.547$; $\rho = 1000$ kg/m³ ;
Phantom section: Right Section

DASY5 Configuration:

- Probe: EX3DV4 - SN7329; ConvF(9.69, 9.69, 9.69); Calibrated: 2017/3/13;
- Sensor-Surface: 1.4mm (Mechanical Surface Detection)
- Electronics: DAE4 Sn772; Calibrated: 2017/10/9
- Phantom: Twin SAM; Type: Twin SAM V5.0; Serial: 1412
- Measurement SW: DASY52, Version 52.8 (8);

Area Scan (61x121x1): Interpolated grid: dx=1.500 mm, dy=1.500 mm

Maximum value of SAR (interpolated) = 0.0703 W/kg


Zoom Scan (5x5x7)/Cube 0: Measurement grid: dx=8mm, dy=8mm, dz=5mm

Reference Value = 5.794 V/m; Power Drift = 0.04 dB

Peak SAR (extrapolated) = 0.0760 W/kg

SAR(1 g) = 0.060 W/kg; SAR(10 g) = 0.049 W/kg

Maximum value of SAR (measured) = 0.0699 W/kg



Test Plot 132#: LTE Band 12_Head Right Tilt_Middle_50%RB**DUT: Mobile phone; Type: VIVO XL3; Serial: 17101700121**

Communication System: Generic FDD-LTE; Frequency: 707.5 MHz; Duty Cycle: 1:1
Medium parameters used: $f = 707.5$ MHz; $\sigma = 0.87$ S/m; $\epsilon_r = 42.547$; $\rho = 1000$ kg/m³ ;
Phantom section: Right Section

DASY5 Configuration:

- Probe: EX3DV4 - SN7329; ConvF(9.69, 9.69, 9.69); Calibrated: 2017/3/13;
- Sensor-Surface: 1.4mm (Mechanical Surface Detection)
- Electronics: DAE4 Sn772; Calibrated: 2017/10/9
- Phantom: Twin SAM; Type: Twin SAM V5.0; Serial: 1412
- Measurement SW: DASY52, Version 52.8 (8);

Area Scan (61x121x1): Interpolated grid: dx=1.500 mm, dy=1.500 mm

Maximum value of SAR (interpolated) = 0.0524 W/kg

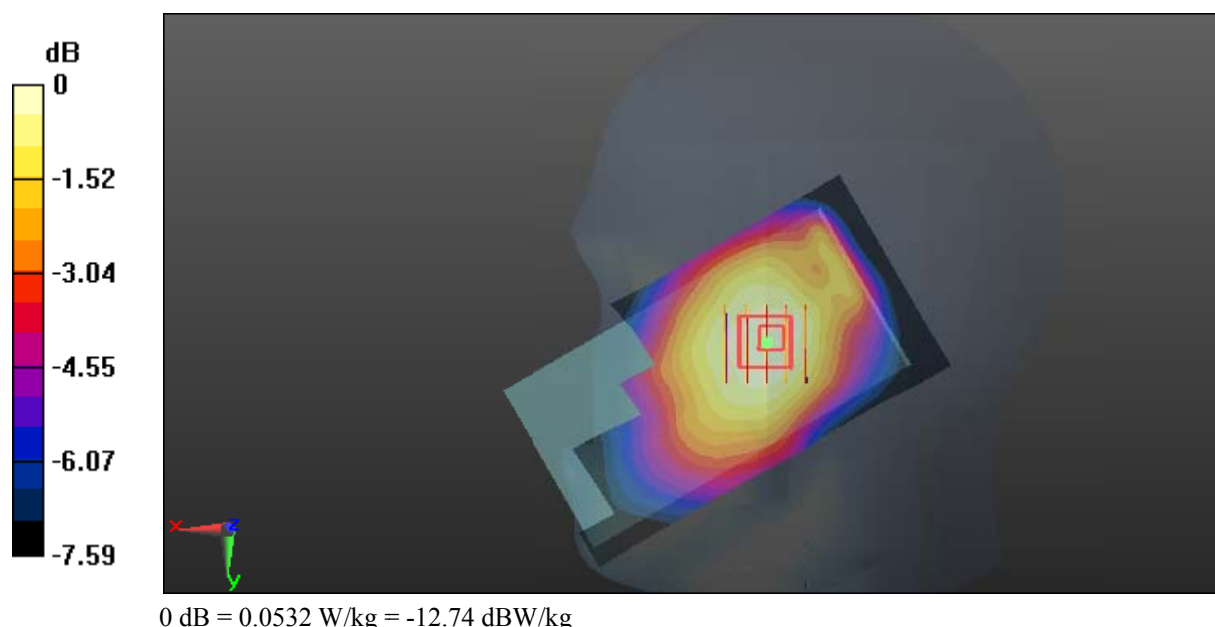
Zoom Scan (5x5x7)/Cube 0: Measurement grid: dx=8mm, dy=8mm, dz=5mm

Reference Value = 5.077 V/m; Power Drift = 0.06 dB

Peak SAR (extrapolated) = 0.0580 W/kg

SAR(1 g) = 0.046 W/kg; SAR(10 g) = 0.038 W/kg

Maximum value of SAR (measured) = 0.0532 W/kg



Test Plot 133#: LTE Band 12_Body Back_Middle_1RB**DUT: Mobile phone; Type: VIVO XL3; Serial: 17101700121**

Communication System: Generic FDD-LTE; Frequency: 707.5 MHz; Duty Cycle: 1:1
Medium parameters used: $f = 707.5$ MHz; $\sigma = 0.943$ S/m; $\epsilon_r = 56.278$; $\rho = 1000$ kg/m³ ;
Phantom section: Right Section

DASY5 Configuration:

- Probe: EX3DV4 - SN7329; ConvF(9.91, 9.91, 9.91); Calibrated: 2017/3/13;
- Sensor-Surface: 1.4mm (Mechanical Surface Detection)
- Electronics: DAE4 Sn772; Calibrated: 2017/10/9
- Phantom: Triple Flat Phantom 5.1C; Type: QD 000 P51 CA; Serial: 1130
- Measurement SW: DASY52, Version 52.8 (8);

Area Scan (61x121x1): Interpolated grid: dx=1.500 mm, dy=1.500 mm

Maximum value of SAR (interpolated) = 0.322 W/kg


Zoom Scan (5x5x7)/Cube 0: Measurement grid: dx=8mm, dy=8mm, dz=5mm

Reference Value = 12.21 V/m; Power Drift = -0.03 dB

Peak SAR (extrapolated) = 0.416 W/kg

SAR(1 g) = 0.224 W/kg; SAR(10 g) = 0.139 W/kg

Maximum value of SAR (measured) = 0.332 W/kg



Test Plot 134#: LTE Band 12_Body Back_Middle_50%RB

DUT: Mobile phone; Type: VIVO XL3; Serial: 17101700121

Communication System: Generic FDD-LTE; Frequency: 707.5 MHz; Duty Cycle: 1:1
 Medium parameters used: $f = 707.5 \text{ MHz}$; $\sigma = 0.943 \text{ S/m}$; $\epsilon_r = 56.278$; $\rho = 1000 \text{ kg/m}^3$;
 Phantom section: Right Section

DASY5 Configuration:

- Probe: EX3DV4 - SN7329; ConvF(9.91, 9.91, 9.91); Calibrated: 2017/3/13;
- Sensor-Surface: 1.4mm (Mechanical Surface Detection)
- Electronics: DAE4 Sn772; Calibrated: 2017/10/9
- Phantom: Triple Flat Phantom 5.1C; Type: QD 000 P51 CA; Serial: 1130
- Measurement SW: DASY52, Version 52.8 (8);

Area Scan (61x121x1): Interpolated grid: $dx=1.500 \text{ mm}$, $dy=1.500 \text{ mm}$

Maximum value of SAR (interpolated) = 0.247 W/kg


Zoom Scan (5x5x7)/Cube 0: Measurement grid: $dx=8\text{mm}$, $dy=8\text{mm}$, $dz=5\text{mm}$

Reference Value = 10.83 V/m; Power Drift = -0.06 dB

Peak SAR (extrapolated) = 0.315 W/kg

SAR(1 g) = 0.172 W/kg; SAR(10 g) = 0.108 W/kg

Maximum value of SAR (measured) = 0.254 W/kg



Test Plot 135#: LTE Band 12_Body Left_Middle_1RB

DUT: Mobile phone; Type: VIVO XL3; Serial: 17101700121

Communication System: Generic FDD-LTE; Frequency: 707.5 MHz; Duty Cycle: 1:1
 Medium parameters used: $f = 707.5 \text{ MHz}$; $\sigma = 0.943 \text{ S/m}$; $\epsilon_r = 56.278$; $\rho = 1000 \text{ kg/m}^3$;
 Phantom section: Right Section

DASY5 Configuration:

- Probe: EX3DV4 - SN7329; ConvF(9.91, 9.91, 9.91); Calibrated: 2017/3/13;
- Sensor-Surface: 1.4mm (Mechanical Surface Detection)
- Electronics: DAE4 Sn772; Calibrated: 2017/10/9
- Phantom: Triple Flat Phantom 5.1C; Type: QD 000 P51 CA; Serial: 1130
- Measurement SW: DASY52, Version 52.8 (8);

Area Scan (41x121x1): Interpolated grid: $dx=1.500 \text{ mm}$, $dy=1.500 \text{ mm}$

Maximum value of SAR (interpolated) = 0.190 W/kg


Zoom Scan (5x5x7)/Cube 0: Measurement grid: $dx=8\text{mm}$, $dy=8\text{mm}$, $dz=5\text{mm}$

Reference Value = 10.50 V/m; Power Drift = -0.19 dB

Peak SAR (extrapolated) = 0.222 W/kg

SAR(1 g) = 0.145 W/kg; SAR(10 g) = 0.098 W/kg

Maximum value of SAR (measured) = 0.195 W/kg



Test Plot 136#: LTE Band 12_Body Left_Middle_50%RB

DUT: Mobile phone; Type: VIVO XL3; Serial: 17101700121

Communication System: Generic FDD-LTE; Frequency: 707.5 MHz; Duty Cycle: 1:1
 Medium parameters used: $f = 707.5 \text{ MHz}$; $\sigma = 0.943 \text{ S/m}$; $\epsilon_r = 56.278$; $\rho = 1000 \text{ kg/m}^3$;
 Phantom section: Right Section

DASY5 Configuration:

- Probe: EX3DV4 - SN7329; ConvF(9.91, 9.91, 9.91); Calibrated: 2017/3/13;
- Sensor-Surface: 1.4mm (Mechanical Surface Detection)
- Electronics: DAE4 Sn772; Calibrated: 2017/10/9
- Phantom: Triple Flat Phantom 5.1C; Type: QD 000 P51 CA; Serial: 1130
- Measurement SW: DASY52, Version 52.8 (8);

Area Scan (41x121x1): Interpolated grid: $dx=1.500 \text{ mm}$, $dy=1.500 \text{ mm}$

Maximum value of SAR (interpolated) = 0.150 W/kg


Zoom Scan (5x5x7)/Cube 0: Measurement grid: $dx=8\text{mm}$, $dy=8\text{mm}$, $dz=5\text{mm}$

Reference Value = 9.341 V/m; Power Drift = 0.03 dB

Peak SAR (extrapolated) = 0.176 W/kg

SAR(1 g) = 0.115 W/kg; SAR(10 g) = 0.079 W/kg

Maximum value of SAR (measured) = 0.155 W/kg



Test Plot 137#: LTE Band 12_Body Right_Middle_1RB**DUT: Mobile phone; Type: VIVO XL3; Serial: 17101700121**

Communication System: Generic FDD-LTE; Frequency: 707.5 MHz; Duty Cycle: 1:1
Medium parameters used: $f = 707.5$ MHz; $\sigma = 0.943$ S/m; $\epsilon_r = 56.278$; $\rho = 1000$ kg/m³ ;
Phantom section: Right Section

DASY5 Configuration:

- Probe: EX3DV4 - SN7329; ConvF(9.91, 9.91, 9.91); Calibrated: 2017/3/13;
- Sensor-Surface: 1.4mm (Mechanical Surface Detection)
- Electronics: DAE4 Sn772; Calibrated: 2017/10/9
- Phantom: Triple Flat Phantom 5.1C; Type: QD 000 P51 CA; Serial: 1130
- Measurement SW: DASY52, Version 52.8 (8);

Area Scan (41x121x1): Interpolated grid: dx=1.500 mm, dy=1.500 mm

Maximum value of SAR (interpolated) = 0.187 W/kg


Zoom Scan (5x5x7)/Cube 0: Measurement grid: dx=8mm, dy=8mm, dz=5mm

Reference Value = 11.25 V/m; Power Drift = -0.17 dB

Peak SAR (extrapolated) = 0.214 W/kg

SAR(1 g) = 0.144 W/kg; SAR(10 g) = 0.101 W/kg

Maximum value of SAR (measured) = 0.189 W/kg



Test Plot 138#: LTE Band 12_Body Right_Middle_50%RB

DUT: Mobile phone; Type: VIVO XL3; Serial: 17101700121

Communication System: Generic FDD-LTE; Frequency: 707.5 MHz; Duty Cycle: 1:1
 Medium parameters used: $f = 707.5 \text{ MHz}$; $\sigma = 0.943 \text{ S/m}$; $\epsilon_r = 56.278$; $\rho = 1000 \text{ kg/m}^3$;
 Phantom section: Right Section

DASY5 Configuration:

- Probe: EX3DV4 - SN7329; ConvF(9.91, 9.91, 9.91); Calibrated: 2017/3/13;
- Sensor-Surface: 1.4mm (Mechanical Surface Detection)
- Electronics: DAE4 Sn772; Calibrated: 2017/10/9
- Phantom: Triple Flat Phantom 5.1C; Type: QD 000 P51 CA; Serial: 1130
- Measurement SW: DASY52, Version 52.8 (8);

Area Scan (41x121x1): Interpolated grid: $dx=1.500 \text{ mm}$, $dy=1.500 \text{ mm}$

Maximum value of SAR (interpolated) = 0.142 W/kg


Zoom Scan (5x5x7)/Cube 0: Measurement grid: $dx=8\text{mm}$, $dy=8\text{mm}$, $dz=5\text{mm}$

Reference Value = 9.805 V/m; Power Drift = 0.05 dB

Peak SAR (extrapolated) = 0.170 W/kg

SAR(1 g) = 0.113 W/kg; SAR(10 g) = 0.079 W/kg

Maximum value of SAR (measured) = 0.149 W/kg



Test Plot 139#: LTE Band 12_Body Bottom_Middle_1RB

DUT: Mobile phone; Type: VIVO XL3; Serial: 17101700121

Communication System: Generic FDD-LTE; Frequency: 707.5 MHz; Duty Cycle: 1:1
 Medium parameters used: $f = 707.5 \text{ MHz}$; $\sigma = 0.943 \text{ S/m}$; $\epsilon_r = 56.278$; $\rho = 1000 \text{ kg/m}^3$;
 Phantom section: Right Section

DASY5 Configuration:

- Probe: EX3DV4 - SN7329; ConvF(9.91, 9.91, 9.91); Calibrated: 2017/3/13;
- Sensor-Surface: 1.4mm (Mechanical Surface Detection)
- Electronics: DAE4 Sn772; Calibrated: 2017/10/9
- Phantom: Triple Flat Phantom 5.1C; Type: QD 000 P51 CA; Serial: 1130
- Measurement SW: DASY52, Version 52.8 (8);

Area Scan (61x41x1): Interpolated grid: $dx=1.500 \text{ mm}$, $dy=1.500 \text{ mm}$

Maximum value of SAR (interpolated) = 0.107 W/kg

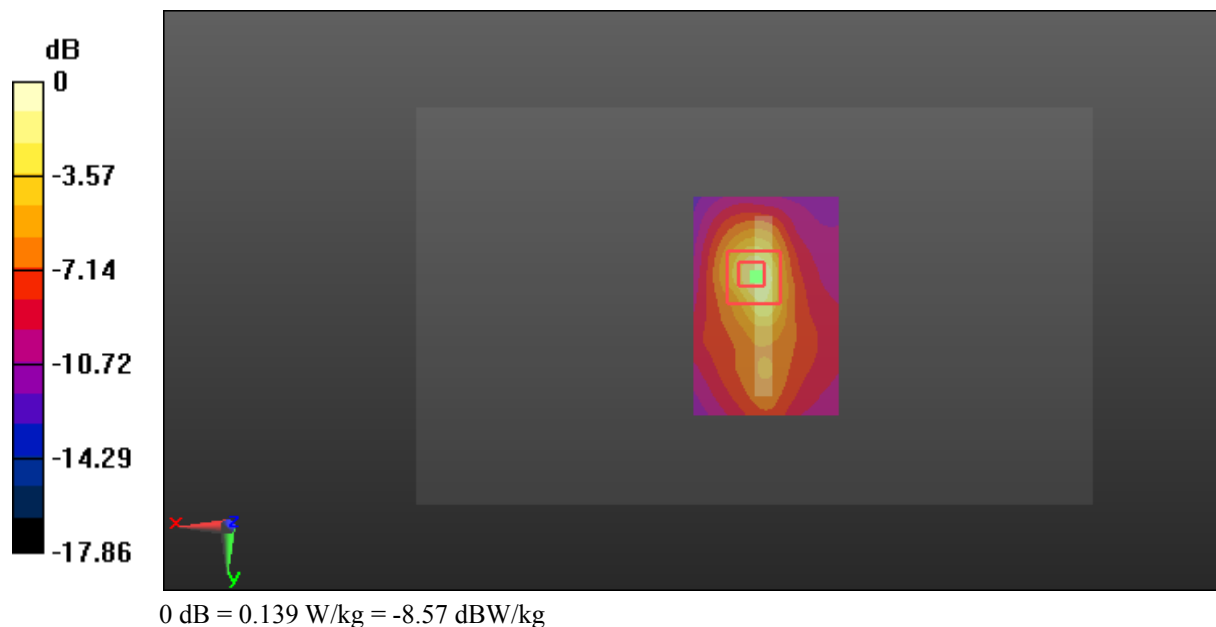
Zoom Scan (5x5x7)/Cube 0: Measurement grid: $dx=8\text{mm}$, $dy=8\text{mm}$, $dz=5\text{mm}$

Reference Value = 7.778 V/m; Power Drift = 0.20 dB

Peak SAR (extrapolated) = 0.201 W/kg

SAR(1 g) = 0.074 W/kg; SAR(10 g) = 0.035 W/kg

Maximum value of SAR (measured) = 0.139 W/kg



Test Plot 140#: LTE Band 12_Body Bottom_Middle_50%RB

DUT: Mobile phone; Type: VIVO XL3; Serial: 17101700121

Communication System: Generic FDD-LTE; Frequency: 707.5 MHz; Duty Cycle: 1:1
 Medium parameters used: $f = 707.5 \text{ MHz}$; $\sigma = 0.943 \text{ S/m}$; $\epsilon_r = 56.278$; $\rho = 1000 \text{ kg/m}^3$;
 Phantom section: Right Section

DASY5 Configuration:

- Probe: EX3DV4 - SN7329; ConvF(9.91, 9.91, 9.91); Calibrated: 2017/3/13;
- Sensor-Surface: 1.4mm (Mechanical Surface Detection)
- Electronics: DAE4 Sn772; Calibrated: 2017/10/9
- Phantom: Triple Flat Phantom 5.1C; Type: QD 000 P51 CA; Serial: 1130
- Measurement SW: DASY52, Version 52.8 (8);

Area Scan (61x41x1): Interpolated grid: $dx=1.500 \text{ mm}$, $dy=1.500 \text{ mm}$

Maximum value of SAR (interpolated) = 0.0784 W/kg


Zoom Scan (5x5x7)/Cube 0: Measurement grid: $dx=8\text{mm}$, $dy=8\text{mm}$, $dz=5\text{mm}$

Reference Value = 6.812 V/m; Power Drift = 0.06 dB

Peak SAR (extrapolated) = 0.161 W/kg

SAR(1 g) = 0.056 W/kg; SAR(10 g) = 0.026 W/kg

Maximum value of SAR (measured) = 0.113 W/kg



Test Plot 141#: LTE Band 17_Head Left Cheek_Middle_1RB**DUT: Mobile phone; Type: VIVO XL3; Serial: 17101700121**

Communication System: Generic FDD-LTE; Frequency: 710 MHz; Duty Cycle: 1:1
Medium parameters used: $f = 710$ MHz; $\sigma = 0.873$ S/m; $\epsilon_r = 42.521$; $\rho = 1000$ kg/m³ ;
Phantom section: Left Section

DASY5 Configuration:

- Probe: EX3DV4 - SN7329; ConvF(9.69, 9.69, 9.69); Calibrated: 2017/3/13;
- Sensor-Surface: 1.4mm (Mechanical Surface Detection)
- Electronics: DAE4 Sn772; Calibrated: 2017/10/9
- Phantom: Twin SAM; Type: Twin SAM V5.0; Serial: 1412
- Measurement SW: DASY52, Version 52.8 (8);

Area Scan (61x121x1): Interpolated grid: dx=1.500 mm, dy=1.500 mm

Maximum value of SAR (interpolated) = 0.125 W/kg

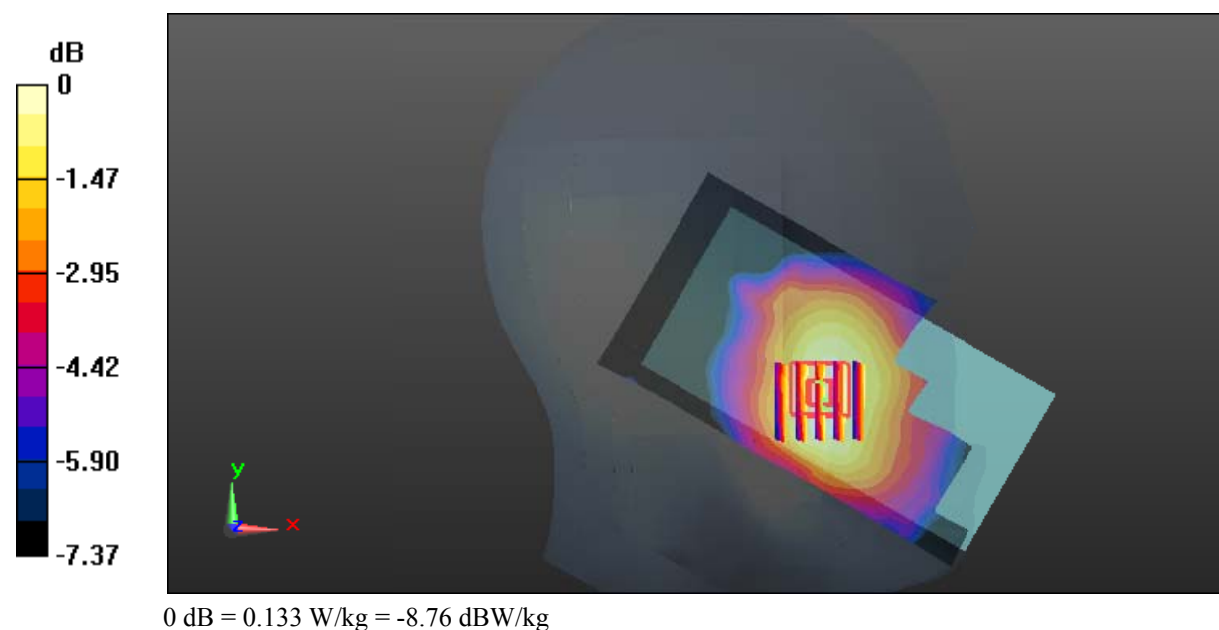
Zoom Scan (5x5x7)/Cube 0: Measurement grid: dx=8mm, dy=8mm, dz=5mm

Reference Value = 3.392 V/m; Power Drift = 0.19 dB

Peak SAR (extrapolated) = 0.143 W/kg

SAR(1 g) = 0.116 W/kg; SAR(10 g) = 0.094 W/kg

Maximum value of SAR (measured) = 0.133 W/kg



Test Plot 142#: LTE Band 17_Head Left Cheek_Middle_50%RB**DUT: Mobile phone; Type: VIVO XL3; Serial: 17101700121**

Communication System: Generic FDD-LTE; Frequency: 710 MHz; Duty Cycle: 1:1
Medium parameters used: $f = 710$ MHz; $\sigma = 0.873$ S/m; $\epsilon_r = 42.521$; $\rho = 1000$ kg/m³ ;
Phantom section: Left Section

DASY5 Configuration:

- Probe: EX3DV4 - SN7329; ConvF(9.69, 9.69, 9.69); Calibrated: 2017/3/13;
- Sensor-Surface: 1.4mm (Mechanical Surface Detection)
- Electronics: DAE4 Sn772; Calibrated: 2017/10/9
- Phantom: Twin SAM; Type: Twin SAM V5.0; Serial: 1412
- Measurement SW: DASY52, Version 52.8 (8);

Area Scan (61x121x1): Interpolated grid: dx=1.500 mm, dy=1.500 mm

Maximum value of SAR (interpolated) = 0.126 W/kg


Zoom Scan (5x5x7)/Cube 0: Measurement grid: dx=8mm, dy=8mm, dz=5mm

Reference Value = 5.316 V/m; Power Drift = -0.03 dB

Peak SAR (extrapolated) = 0.137 W/kg

SAR(1 g) = 0.112 W/kg; SAR(10 g) = 0.092 W/kg

Maximum value of SAR (measured) = 0.128 W/kg



Test Plot 143#: LTE Band 17_Head Left Tilt_Middle_1RB**DUT: Mobile phone; Type: VIVO XL3; Serial: 17101700121**

Communication System: Generic FDD-LTE; Frequency: 710 MHz; Duty Cycle: 1:1
Medium parameters used: $f = 710$ MHz; $\sigma = 0.873$ S/m; $\epsilon_r = 42.521$; $\rho = 1000$ kg/m³ ;
Phantom section: Left Section

DASY5 Configuration:

- Probe: EX3DV4 - SN7329; ConvF(9.69, 9.69, 9.69); Calibrated: 2017/3/13;
- Sensor-Surface: 1.4mm (Mechanical Surface Detection)
- Electronics: DAE4 Sn772; Calibrated: 2017/10/9
- Phantom: Twin SAM; Type: Twin SAM V5.0; Serial: 1412
- Measurement SW: DASY52, Version 52.8 (8);

Area Scan (61x121x1): Interpolated grid: dx=1.500 mm, dy=1.500 mm

Maximum value of SAR (interpolated) = 0.104 W/kg


Zoom Scan (5x5x7)/Cube 0: Measurement grid: dx=8mm, dy=8mm, dz=5mm

Reference Value = 7.820 V/m; Power Drift = -0.00 dB

Peak SAR (extrapolated) = 0.111 W/kg

SAR(1 g) = 0.089 W/kg; SAR(10 g) = 0.072 W/kg

Maximum value of SAR (measured) = 0.103 W/kg



Test Plot 144#: LTE Band 17_Head Left Tilt_Middle_50%RB**DUT: Mobile phone; Type: VIVO XL3; Serial: 17101700121**

Communication System: Generic FDD-LTE; Frequency: 710 MHz; Duty Cycle: 1:1
Medium parameters used: $f = 710$ MHz; $\sigma = 0.873$ S/m; $\epsilon_r = 42.521$; $\rho = 1000$ kg/m³ ;
Phantom section: Left Section

DASY5 Configuration:

- Probe: EX3DV4 - SN7329; ConvF(9.69, 9.69, 9.69); Calibrated: 2017/3/13;
- Sensor-Surface: 1.4mm (Mechanical Surface Detection)
- Electronics: DAE4 Sn772; Calibrated: 2017/10/9
- Phantom: Twin SAM; Type: Twin SAM V5.0; Serial: 1412
- Measurement SW: DASY52, Version 52.8 (8);

Area Scan (61x121x1): Interpolated grid: dx=1.500 mm, dy=1.500 mm

Maximum value of SAR (interpolated) = 0.0851 W/kg

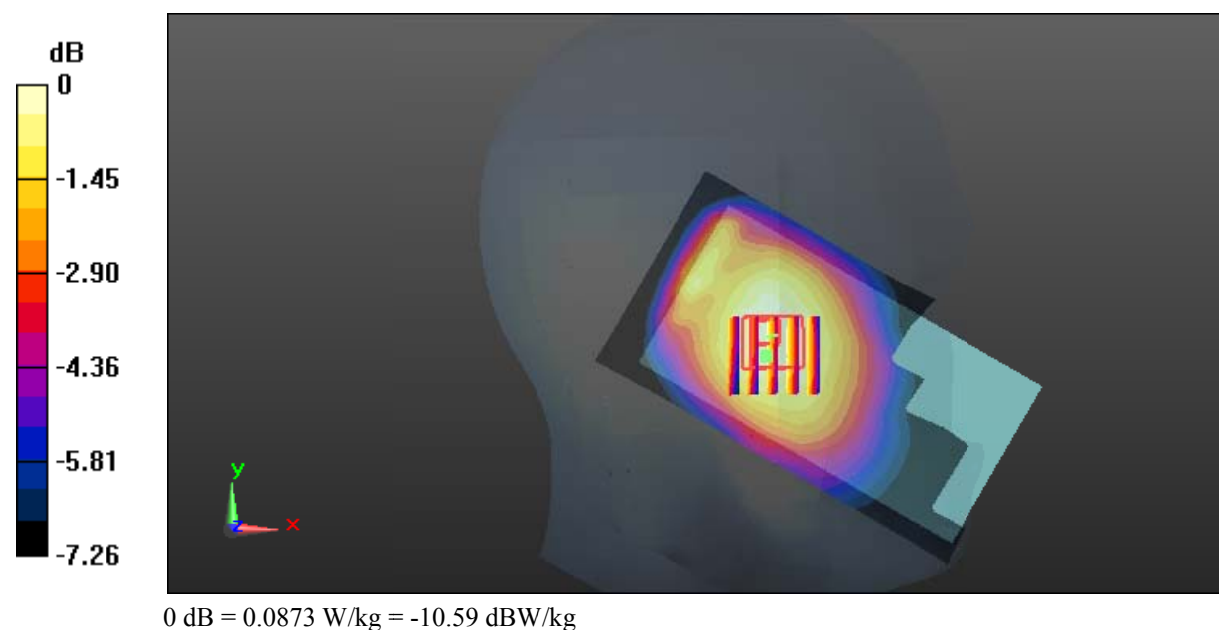
Zoom Scan (5x5x7)/Cube 0: Measurement grid: dx=8mm, dy=8mm, dz=5mm

Reference Value = 7.061 V/m; Power Drift = 0.02 dB

Peak SAR (extrapolated) = 0.0940 W/kg

SAR(1 g) = 0.075 W/kg; SAR(10 g) = 0.061 W/kg

Maximum value of SAR (measured) = 0.0873 W/kg



Test Plot 145#: LTE Band 17_Head Right Cheek_Middle_1RB**DUT: Mobile phone; Type: VIVO XL3; Serial: 17101700121**

Communication System: Generic FDD-LTE; Frequency: 710 MHz; Duty Cycle: 1:1
Medium parameters used: $f = 710$ MHz; $\sigma = 0.873$ S/m; $\epsilon_r = 42.521$; $\rho = 1000$ kg/m³ ;
Phantom section: Right Section

DASY5 Configuration:

- Probe: EX3DV4 - SN7329; ConvF(9.69, 9.69, 9.69); Calibrated: 2017/3/13;
- Sensor-Surface: 1.4mm (Mechanical Surface Detection)
- Electronics: DAE4 Sn772; Calibrated: 2017/10/9
- Phantom: Twin SAM; Type: Twin SAM V5.0; Serial: 1412
- Measurement SW: DASY52, Version 52.8 (8);

Area Scan (61x121x1): Interpolated grid: dx=1.500 mm, dy=1.500 mm

Maximum value of SAR (interpolated) = 0.0749 W/kg


Zoom Scan (5x5x7)/Cube 0: Measurement grid: dx=8mm, dy=8mm, dz=5mm

Reference Value = 2.442 V/m; Power Drift = 0.10 dB

Peak SAR (extrapolated) = 0.0810 W/kg

SAR(1 g) = 0.062 W/kg; SAR(10 g) = 0.050 W/kg

Maximum value of SAR (measured) = 0.0728 W/kg



Test Plot 146#: LTE Band 17_Head Right Cheek_Middle_50%RB**DUT: Mobile phone; Type: VIVO XL3; Serial: 17101700121**

Communication System: Generic FDD-LTE; Frequency: 710 MHz; Duty Cycle: 1:1
Medium parameters used: $f = 710$ MHz; $\sigma = 0.873$ S/m; $\epsilon_r = 42.521$; $\rho = 1000$ kg/m³ ;
Phantom section: Right Section

DASY5 Configuration:

- Probe: EX3DV4 - SN7329; ConvF(9.69, 9.69, 9.69); Calibrated: 2017/3/13;
- Sensor-Surface: 1.4mm (Mechanical Surface Detection)
- Electronics: DAE4 Sn772; Calibrated: 2017/10/9
- Phantom: Twin SAM; Type: Twin SAM V5.0; Serial: 1412
- Measurement SW: DASY52, Version 52.8 (8);

Area Scan (61x121x1): Interpolated grid: dx=1.500 mm, dy=1.500 mm

Maximum value of SAR (interpolated) = 0.113 W/kg


Zoom Scan (5x5x7)/Cube 0: Measurement grid: dx=8mm, dy=8mm, dz=5mm

Reference Value = 2.717 V/m; Power Drift = -0.17 dB

Peak SAR (extrapolated) = 0.0650 W/kg

SAR(1 g) = 0.050 W/kg; SAR(10 g) = 0.041 W/kg

Maximum value of SAR (measured) = 0.0592 W/kg



Test Plot 147#: LTE Band 17_Head Right Tilt_Middle_1RB**DUT: Mobile phone; Type: VIVO XL3; Serial: 17101700121**

Communication System: Generic FDD-LTE; Frequency: 710 MHz; Duty Cycle: 1:1
Medium parameters used: $f = 710$ MHz; $\sigma = 0.873$ S/m; $\epsilon_r = 42.521$; $\rho = 1000$ kg/m³ ;
Phantom section: Right Section

DASY5 Configuration:

- Probe: EX3DV4 - SN7329; ConvF(9.69, 9.69, 9.69); Calibrated: 2017/3/13;
- Sensor-Surface: 1.4mm (Mechanical Surface Detection)
- Electronics: DAE4 Sn772; Calibrated: 2017/10/9
- Phantom: Twin SAM; Type: Twin SAM V5.0; Serial: 1412
- Measurement SW: DASY52, Version 52.8 (8);

Area Scan (61x121x1): Interpolated grid: $dx=1.500$ mm, $dy=1.500$ mm

Maximum value of SAR (interpolated) = 0.0624 W/kg


Zoom Scan (5x5x7)/Cube 0: Measurement grid: $dx=8$ mm, $dy=8$ mm, $dz=5$ mm

Reference Value = 5.142 V/m; Power Drift = 0.05 dB

Peak SAR (extrapolated) = 0.0690 W/kg

SAR(1 g) = 0.055 W/kg; SAR(10 g) = 0.045 W/kg

Maximum value of SAR (measured) = 0.0627 W/kg



Test Plot 148#: LTE Band 17_Head Right Tilt_Middle_50%RB**DUT: Mobile phone; Type: VIVO XL3; Serial: 17101700121**

Communication System: Generic FDD-LTE; Frequency: 710 MHz; Duty Cycle: 1:1
Medium parameters used: $f = 710$ MHz; $\sigma = 0.873$ S/m; $\epsilon_r = 42.521$; $\rho = 1000$ kg/m³ ;
Phantom section: Right Section

DASY5 Configuration:

- Probe: EX3DV4 - SN7329; ConvF(9.69, 9.69, 9.69); Calibrated: 2017/3/13;
- Sensor-Surface: 1.4mm (Mechanical Surface Detection)
- Electronics: DAE4 Sn772; Calibrated: 2017/10/9
- Phantom: Twin SAM; Type: Twin SAM V5.0; Serial: 1412
- Measurement SW: DASY52, Version 52.8 (8);

Area Scan (61x121x1): Interpolated grid: $dx=1.500$ mm, $dy=1.500$ mm

Maximum value of SAR (interpolated) = 0.0535 W/kg

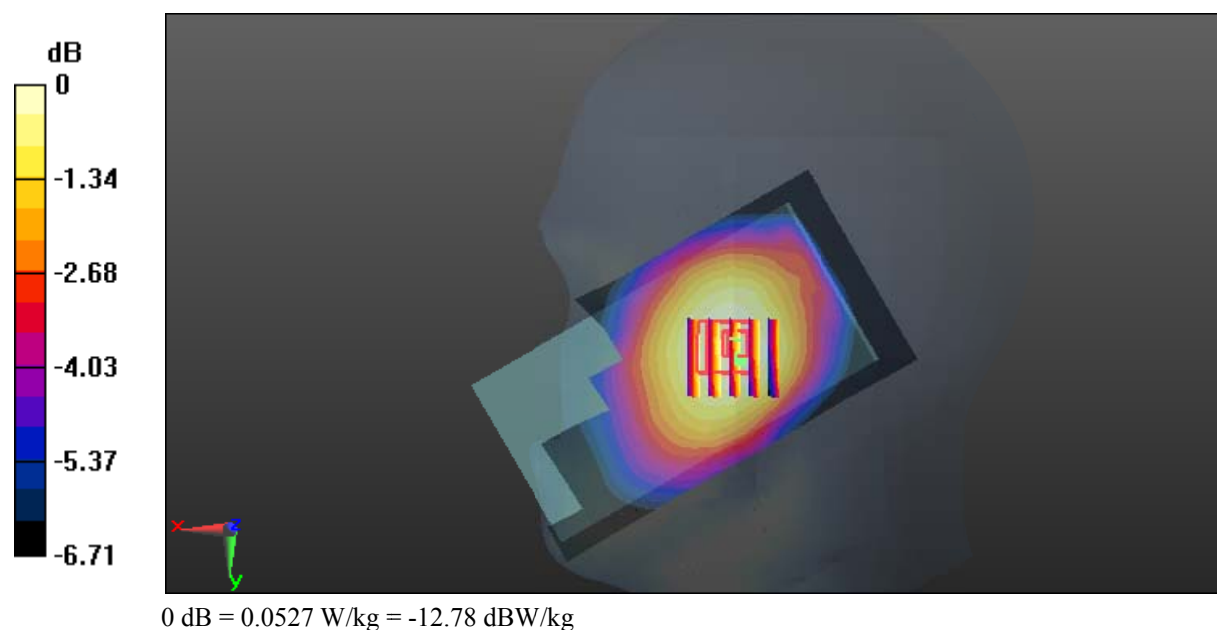
Zoom Scan (5x5x7)/Cube 0: Measurement grid: $dx=8$ mm, $dy=8$ mm, $dz=5$ mm

Reference Value = 4.794 V/m; Power Drift = 0.12 dB

Peak SAR (extrapolated) = 0.0560 W/kg

SAR(1 g) = 0.046 W/kg; SAR(10 g) = 0.038 W/kg

Maximum value of SAR (measured) = 0.0527 W/kg



Test Plot 149#: LTE Band 17_Body Back_Middle_1RB

DUT: Mobile phone; Type: VIVO XL3; Serial: 17101700121

Communication System: Generic FDD-LTE; Frequency: 710 MHz; Duty Cycle: 1:1
 Medium parameters used: $f = 710 \text{ MHz}$; $\sigma = 0.944 \text{ S/m}$; $\epsilon_r = 56.317$; $\rho = 1000 \text{ kg/m}^3$;
 Phantom section: Right Section

DASY5 Configuration:

- Probe: EX3DV4 - SN7329; ConvF(9.91, 9.91, 9.91); Calibrated: 2017/3/13;
- Sensor-Surface: 1.4mm (Mechanical Surface Detection)
- Electronics: DAE4 Sn772; Calibrated: 2017/10/9
- Phantom: Triple Flat Phantom 5.1C; Type: QD 000 P51 CA; Serial: 1130
- Measurement SW: DASY52, Version 52.8 (8);

Area Scan (61x121x1): Interpolated grid: $dx=1.500 \text{ mm}$, $dy=1.500 \text{ mm}$

Maximum value of SAR (interpolated) = 0.325 W/kg

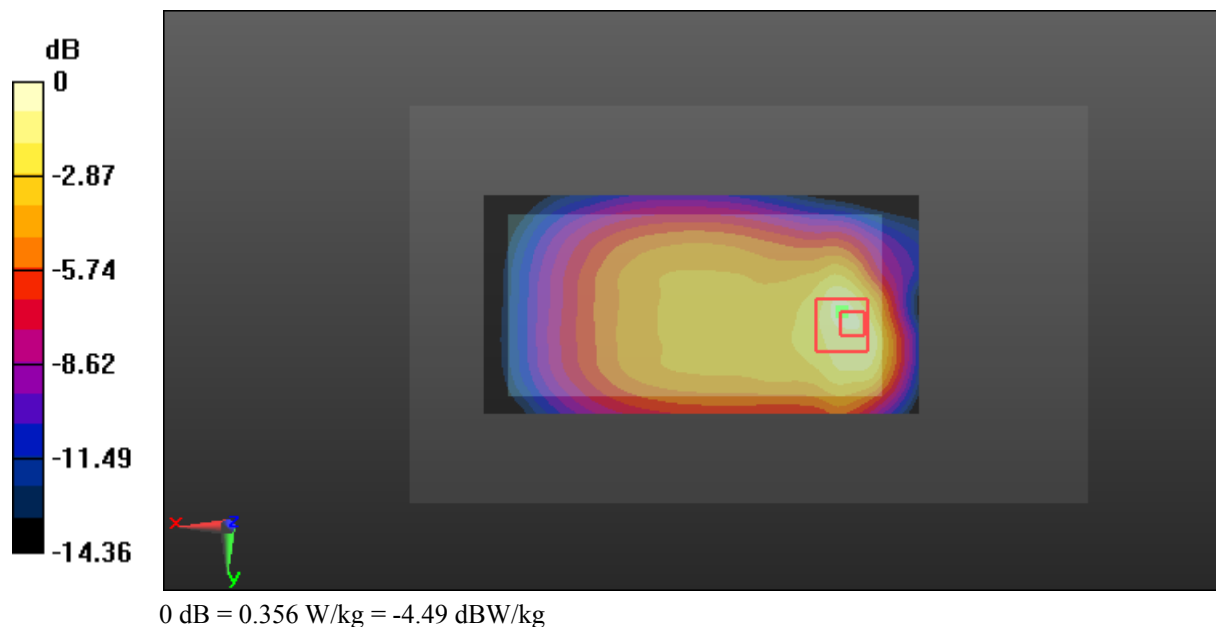
Zoom Scan (5x5x7)/Cube 0: Measurement grid: $dx=8\text{mm}$, $dy=8\text{mm}$, $dz=5\text{mm}$

Reference Value = 11.95 V/m; Power Drift = 0.20 dB

Peak SAR (extrapolated) = 0.441 W/kg

SAR(1 g) = 0.234 W/kg; SAR(10 g) = 0.143 W/kg

Maximum value of SAR (measured) = 0.356 W/kg



Test Plot 150#: LTE Band 17_Body Back_Middle_50%RB**DUT: Mobile phone; Type: VIVO XL3; Serial: 17101700121**

Communication System: Generic FDD-LTE; Frequency: 710 MHz; Duty Cycle: 1:1
Medium parameters used: $f = 710$ MHz; $\sigma = 0.944$ S/m; $\epsilon_r = 56.317$; $\rho = 1000$ kg/m³ ;
Phantom section: Right Section

DASY5 Configuration:

- Probe: EX3DV4 - SN7329; ConvF(9.91, 9.91, 9.91); Calibrated: 2017/3/13;
- Sensor-Surface: 1.4mm (Mechanical Surface Detection)
- Electronics: DAE4 Sn772; Calibrated: 2017/10/9
- Phantom: Triple Flat Phantom 5.1C; Type: QD 000 P51 CA; Serial: 1130
- Measurement SW: DASY52, Version 52.8 (8);

Area Scan (61x121x1): Interpolated grid: dx=1.500 mm, dy=1.500 mm

Maximum value of SAR (interpolated) = 0.255 W/kg


Zoom Scan (5x5x7)/Cube 0: Measurement grid: dx=8mm, dy=8mm, dz=5mm

Reference Value = 10.83 V/m; Power Drift = 0.02 dB

Peak SAR (extrapolated) = 0.323 W/kg

SAR(1 g) = 0.175 W/kg; SAR(10 g) = 0.110 W/kg

Maximum value of SAR (measured) = 0.257 W/kg



Test Plot 151#: LTE Band 17_Body Left_Middle_1RB**DUT: Mobile phone; Type: VIVO XL3; Serial: 17101700121**

Communication System: Generic FDD-LTE; Frequency: 710 MHz; Duty Cycle: 1:1
Medium parameters used: $f = 710$ MHz; $\sigma = 0.944$ S/m; $\epsilon_r = 56.317$; $\rho = 1000$ kg/m³ ;
Phantom section: Right Section

DASY5 Configuration:

- Probe: EX3DV4 - SN7329; ConvF(9.91, 9.91, 9.91); Calibrated: 2017/3/13;
- Sensor-Surface: 1.4mm (Mechanical Surface Detection)
- Electronics: DAE4 Sn772; Calibrated: 2017/10/9
- Phantom: Triple Flat Phantom 5.1C; Type: QD 000 P51 CA; Serial: 1130
- Measurement SW: DASY52, Version 52.8 (8);

Area Scan (41x121x1): Interpolated grid: dx=1.500 mm, dy=1.500 mm

Maximum value of SAR (interpolated) = 0.206 W/kg


Zoom Scan (5x5x7)/Cube 0: Measurement grid: dx=8mm, dy=8mm, dz=5mm

Reference Value = 10.48 V/m; Power Drift = 0.05 dB

Peak SAR (extrapolated) = 0.233 W/kg

SAR(1 g) = 0.152 W/kg; SAR(10 g) = 0.103 W/kg

Maximum value of SAR (measured) = 0.201 W/kg



Test Plot 152#: LTE Band 17_Body Left_Middle_50%RB**DUT: Mobile phone; Type: VIVO XL3; Serial: 17101700121**

Communication System: Generic FDD-LTE; Frequency: 710 MHz; Duty Cycle: 1:1
Medium parameters used: $f = 710$ MHz; $\sigma = 0.944$ S/m; $\epsilon_r = 56.317$; $\rho = 1000$ kg/m³ ;
Phantom section: Right Section

DASY5 Configuration:

- Probe: EX3DV4 - SN7329; ConvF(9.91, 9.91, 9.91); Calibrated: 2017/3/13;
- Sensor-Surface: 1.4mm (Mechanical Surface Detection)
- Electronics: DAE4 Sn772; Calibrated: 2017/10/9
- Phantom: Triple Flat Phantom 5.1C; Type: QD 000 P51 CA; Serial: 1130
- Measurement SW: DASY52, Version 52.8 (8);

Area Scan (41x121x1): Interpolated grid: dx=1.500 mm, dy=1.500 mm

Maximum value of SAR (interpolated) = 0.152 W/kg


Zoom Scan (5x5x7)/Cube 0: Measurement grid: dx=8mm, dy=8mm, dz=5mm

Reference Value = 9.385 V/m; Power Drift = -0.06 dB

Peak SAR (extrapolated) = 0.173 W/kg

SAR(1 g) = 0.114 W/kg; SAR(10 g) = 0.078 W/kg

Maximum value of SAR (measured) = 0.151 W/kg



Test Plot 153#: LTE Band 17_Body Right_Middle_1RB**DUT: Mobile phone; Type: VIVO XL3; Serial: 17101700121**

Communication System: Generic FDD-LTE; Frequency: 710 MHz; Duty Cycle: 1:1
Medium parameters used: $f = 710$ MHz; $\sigma = 0.944$ S/m; $\epsilon_r = 56.317$; $\rho = 1000$ kg/m³ ;
Phantom section: Right Section

DASY5 Configuration:

- Probe: EX3DV4 - SN7329; ConvF(9.91, 9.91, 9.91); Calibrated: 2017/3/13;
- Sensor-Surface: 1.4mm (Mechanical Surface Detection)
- Electronics: DAE4 Sn772; Calibrated: 2017/10/9
- Phantom: Triple Flat Phantom 5.1C; Type: QD 000 P51 CA; Serial: 1130
- Measurement SW: DASY52, Version 52.8 (8);

Area Scan (41x121x1): Interpolated grid: dx=1.500 mm, dy=1.500 mm

Maximum value of SAR (interpolated) = 0.126 W/kg


Zoom Scan (5x5x7)/Cube 0: Measurement grid: dx=8mm, dy=8mm, dz=5mm

Reference Value = 8.952 V/m; Power Drift = -0.09 dB

Peak SAR (extrapolated) = 0.146 W/kg

SAR(1 g) = 0.096 W/kg; SAR(10 g) = 0.068 W/kg

Maximum value of SAR (measured) = 0.128 W/kg



Test Plot 154#: LTE Band 17_Body Right_Middle_50%RB

DUT: Mobile phone; Type: VIVO XL3; Serial: 17101700121

Communication System: Generic FDD-LTE; Frequency: 710 MHz;Duty Cycle: 1:1
 Medium parameters used: $f = 710 \text{ MHz}$; $\sigma = 0.944 \text{ S/m}$; $\epsilon_r = 56.317$; $\rho = 1000 \text{ kg/m}^3$;
 Phantom section: Right Section

DASY5 Configuration:

- Probe: EX3DV4 - SN7329; ConvF(9.91, 9.91, 9.91); Calibrated: 2017/3/13;
- Sensor-Surface: 1.4mm (Mechanical Surface Detection)
- Electronics: DAE4 Sn772;Calibrated: 2017/10/9
- Phantom: Triple Flat Phantom 5.1C; Type: QD 000 P51 CA; Serial: 1130
- Measurement SW: DASY52, Version 52.8 (8);

Area Scan (41x121x1): Interpolated grid: $dx=1.500 \text{ mm}$, $dy=1.500 \text{ mm}$

Maximum value of SAR (interpolated) = 0.0954 W/kg


Zoom Scan (5x5x7)/Cube 0: Measurement grid: $dx=8\text{mm}$, $dy=8\text{mm}$, $dz=5\text{mm}$

Reference Value = 7.994 V/m; Power Drift = 0.06 dB

Peak SAR (extrapolated) = 0.109 W/kg

SAR(1 g) = 0.074 W/kg; SAR(10 g) = 0.054 W/kg

Maximum value of SAR (measured) = 0.0963 W/kg



Test Plot 155#: LTE Band 17_Body Bottom_Middle_1RB**DUT: Mobile phone; Type: VIVO XL3; Serial: 17101700121**

Communication System: Generic FDD-LTE; Frequency: 710 MHz; Duty Cycle: 1:1
Medium parameters used: $f = 710$ MHz; $\sigma = 0.944$ S/m; $\epsilon_r = 56.317$; $\rho = 1000$ kg/m³ ;
Phantom section: Right Section

DASY5 Configuration:

- Probe: EX3DV4 - SN7329; ConvF(9.91, 9.91, 9.91); Calibrated: 2017/3/13;
- Sensor-Surface: 1.4mm (Mechanical Surface Detection)
- Electronics: DAE4 Sn772; Calibrated: 2017/10/9
- Phantom: Triple Flat Phantom 5.1C; Type: QD 000 P51 CA; Serial: 1130
- Measurement SW: DASY52, Version 52.8 (8);

Area Scan (61x41x1): Interpolated grid: dx=1.500 mm, dy=1.500 mm

Maximum value of SAR (interpolated) = 0.164 W/kg


Zoom Scan (5x5x7)/Cube 0: Measurement grid: dx=8mm, dy=8mm, dz=5mm

Reference Value = 7.818 V/m; Power Drift = -0.12 dB

Peak SAR (extrapolated) = 0.214 W/kg

SAR(1 g) = 0.075 W/kg; SAR(10 g) = 0.035 W/kg

Maximum value of SAR (measured) = 0.148 W/kg



Test Plot 156#: LTE Band 17_Body Bottom_Middle_50%RB

DUT: Mobile phone; Type: VIVO XL3; Serial: 17101700121

Communication System: Generic FDD-LTE; Frequency: 710 MHz;Duty Cycle: 1:1
 Medium parameters used: $f = 710 \text{ MHz}$; $\sigma = 0.944 \text{ S/m}$; $\epsilon_r = 56.317$; $\rho = 1000 \text{ kg/m}^3$;
 Phantom section: Right Section

DASY5 Configuration:

- Probe: EX3DV4 - SN7329; ConvF(9.91, 9.91, 9.91); Calibrated: 2017/3/13;
- Sensor-Surface: 1.4mm (Mechanical Surface Detection)
- Electronics: DAE4 Sn772;Calibrated: 2017/10/9
- Phantom: Triple Flat Phantom 5.1C; Type: QD 000 P51 CA; Serial: 1130
- Measurement SW: DASY52, Version 52.8 (8);

Area Scan (61x41x1): Interpolated grid: $dx=1.500 \text{ mm}$, $dy=1.500 \text{ mm}$

Maximum value of SAR (interpolated) = 0.0808 W/kg

Zoom Scan (5x5x7)/Cube 0: Measurement grid: $dx=8\text{mm}$, $dy=8\text{mm}$, $dz=5\text{mm}$

Reference Value = 6.902 V/m; Power Drift = 0.08 dB

Peak SAR (extrapolated) = 0.157 W/kg

SAR(1 g) = 0.056 W/kg; SAR(10 g) = 0.026 W/kg

Maximum value of SAR (measured) = 0.106 W/kg

