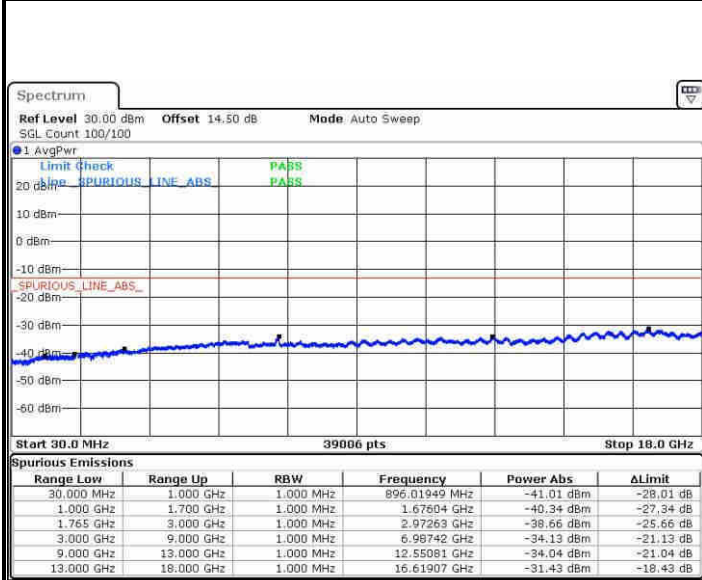




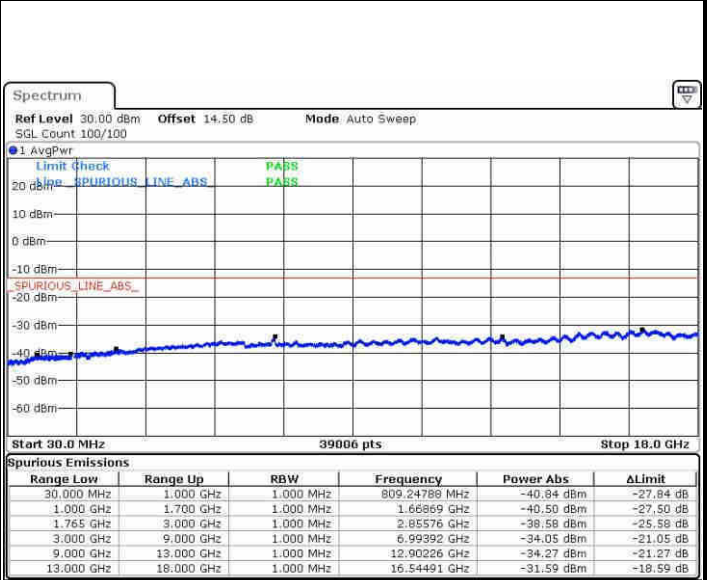
LTE Band 4 / 5MHz

Highest Channel / QPSK



Date: 18.MAY.2017 21:22:55

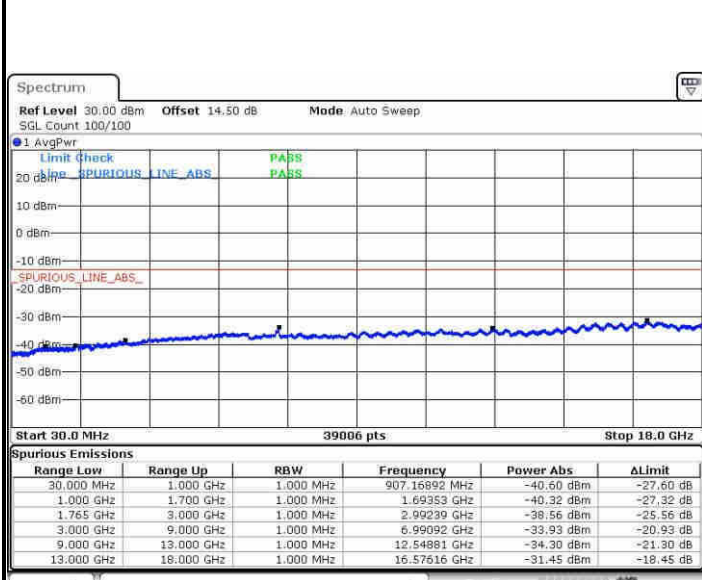
Highest Channel / 16QAM



Date: 18.MAY.2017 21:23:51

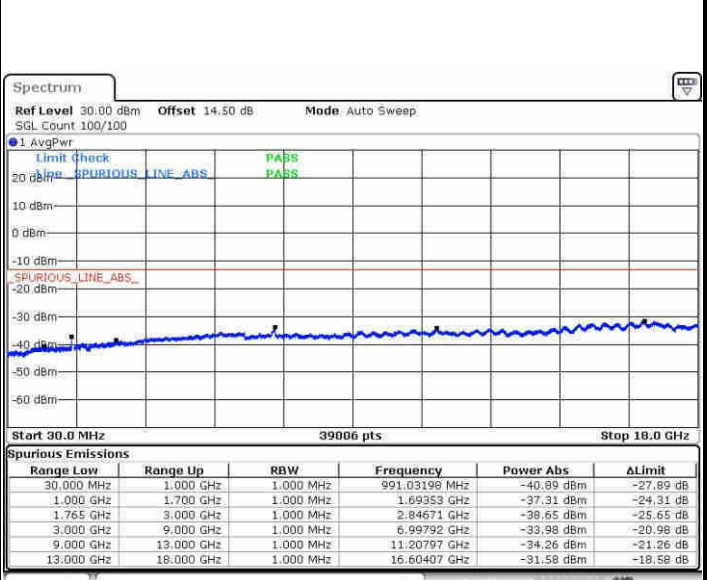
LTE Band 4 / 10MHz

Lowest Channel / QPSK



Date: 18.MAY.2017 21:30:11

Lowest Channel / 16QAM

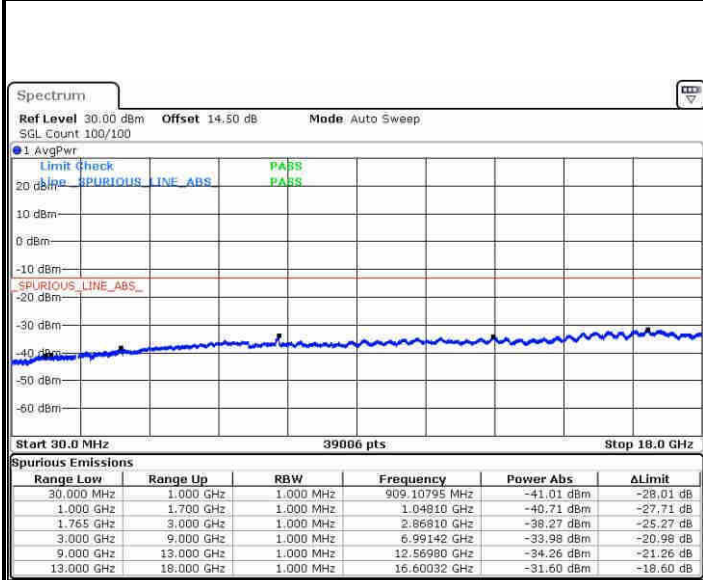


Date: 18.MAY.2017 21:31:07



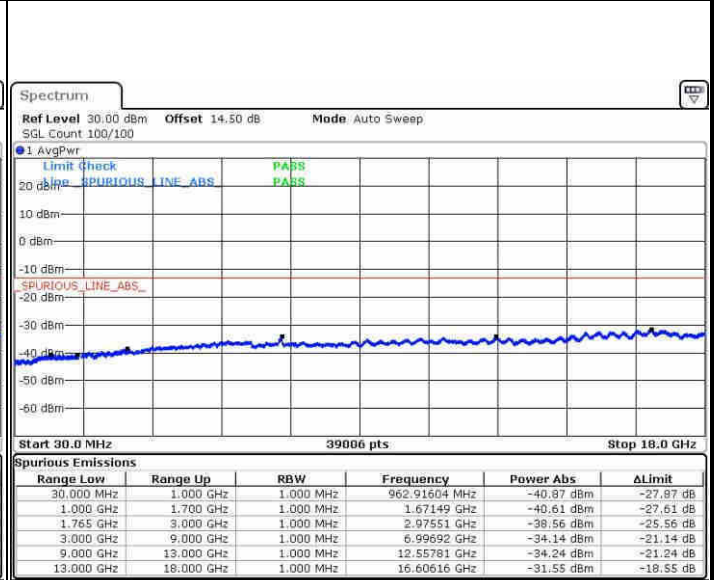
LTE Band 4 / 10MHz

Middle Channel / QPSK



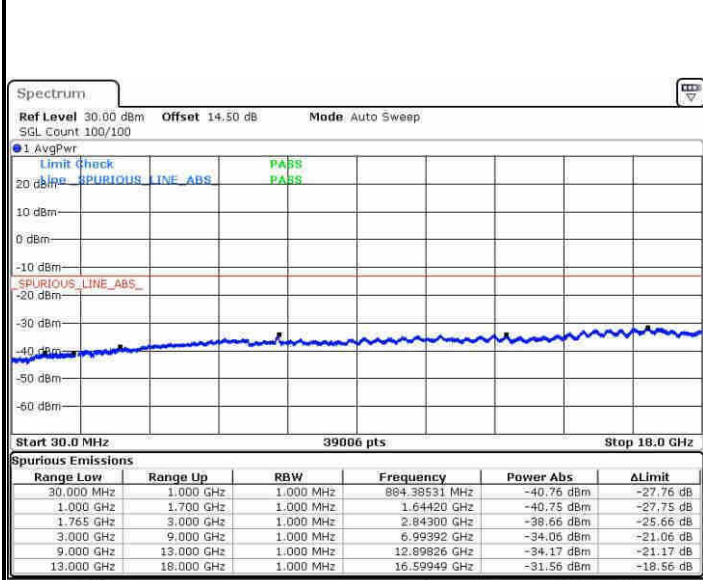
Date: 18.MAY.2017 21:32:47

Middle Channel / 16QAM



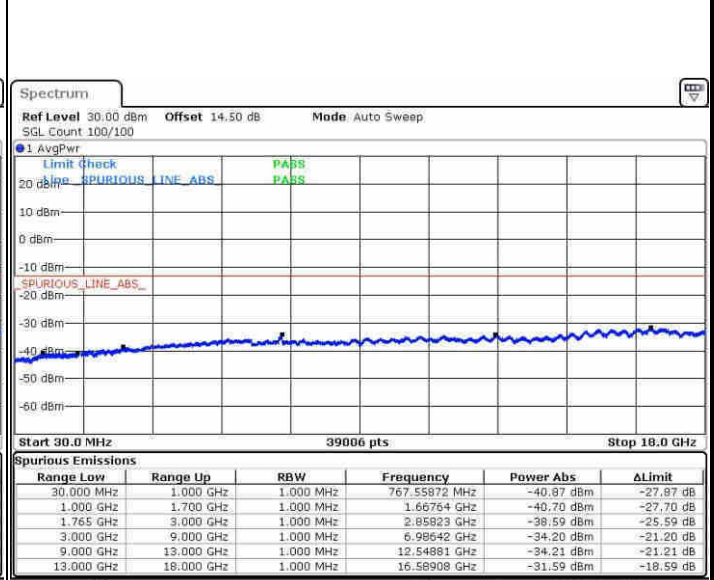
Date: 18.MAY.2017 21:33:43

Highest Channel / QPSK



Date: 18.MAY.2017 21:40:03

Highest Channel / 16QAM



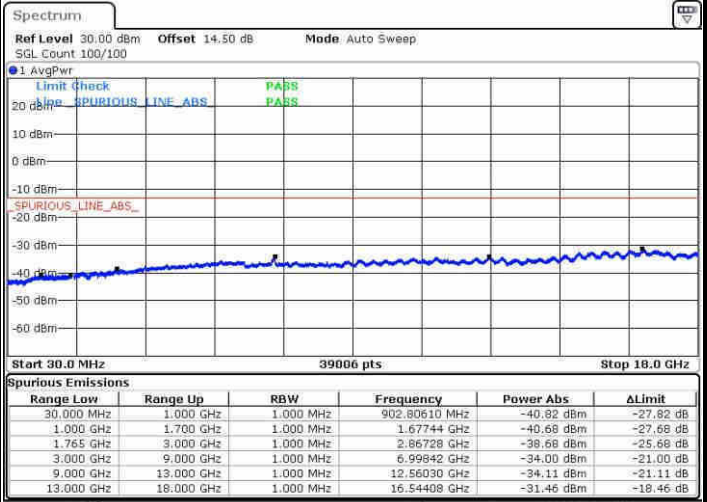
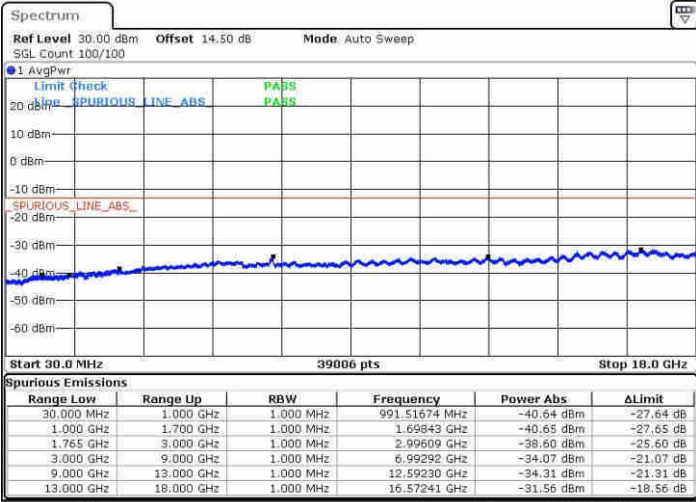
Date: 18.MAY.2017 21:40:59



LTE Band 4 / 15MHz

Lowest Channel / QPSK

Lowest Channel / 16QAM

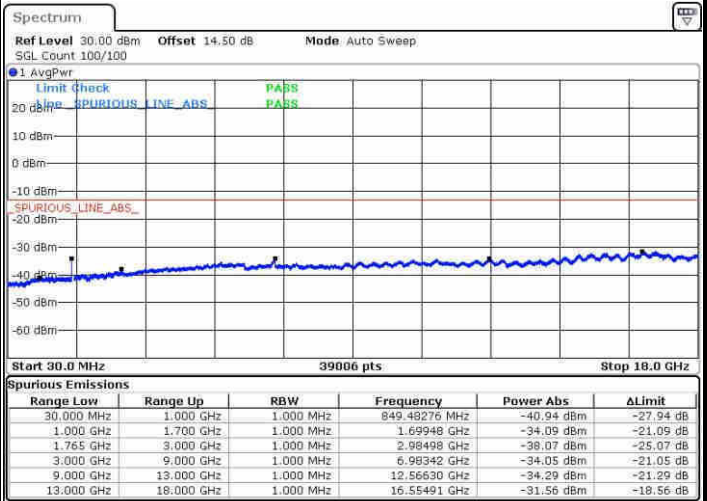
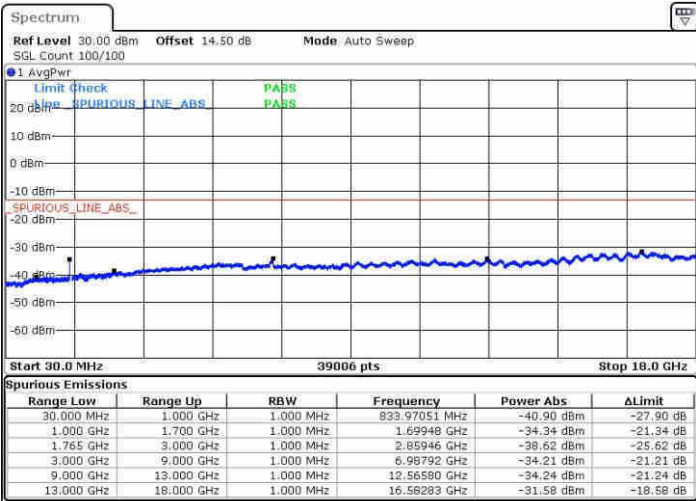


Date: 18.MAY.2017 21:47:19

Date: 18.MAY.2017 21:48:16

Middle Channel / QPSK

Middle Channel / 16QAM



Date: 18.MAY.2017 21:49:55

Date: 18.MAY.2017 21:50:51



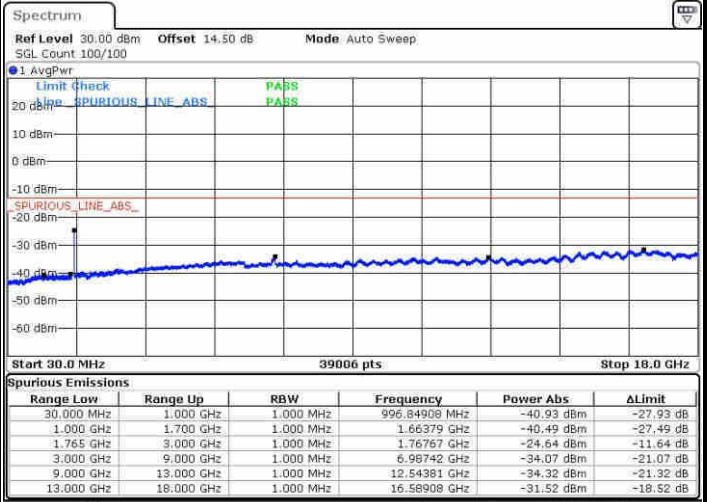
LTE Band 4 / 15MHz

Highest Channel / QPSK



Date: 18.MAY.2017 21:57:09

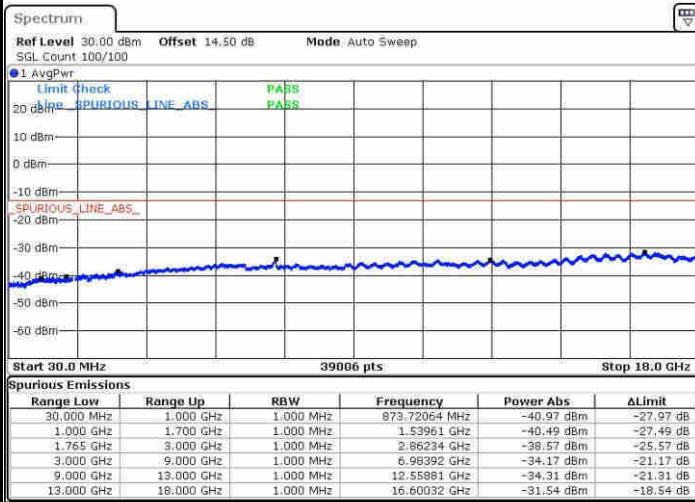
Highest Channel / 16QAM



Date: 18.MAY.2017 21:58:05

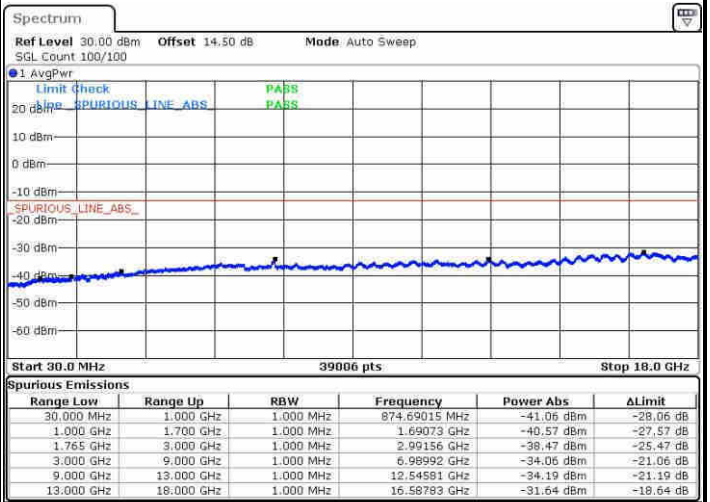
LTE Band 4 / 20MHz

Lowest Channel / QPSK



Date: 18.MAY.2017 22:04:25

Lowest Channel / 16QAM



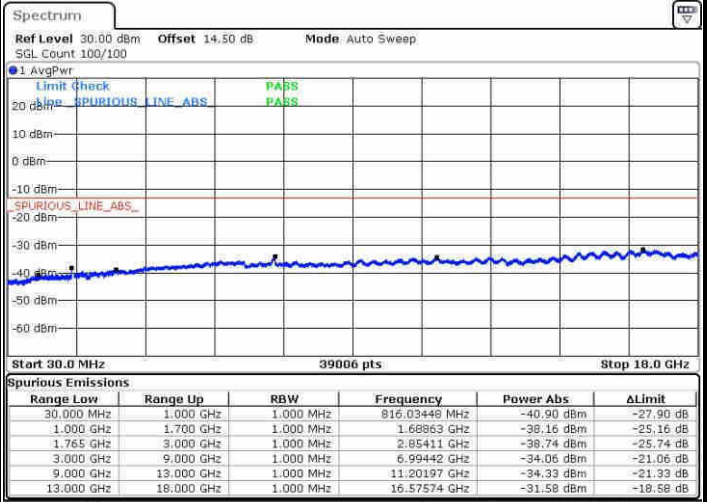
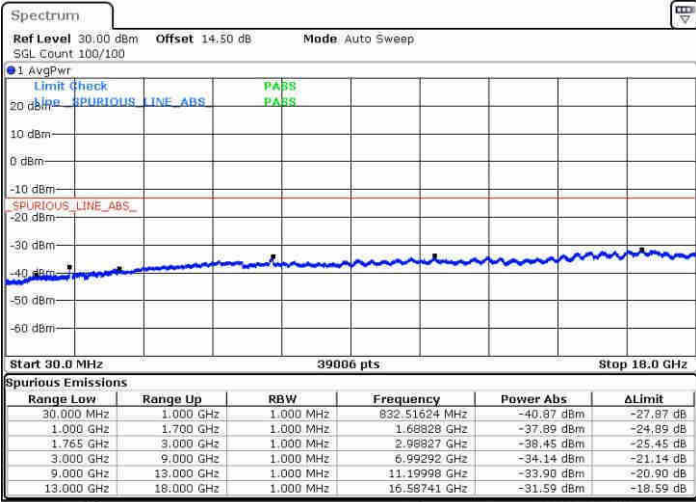
Date: 18.MAY.2017 22:05:22



LTE Band 4 / 20MHz

Middle Channel / QPSK

Middle Channel / 16QAM

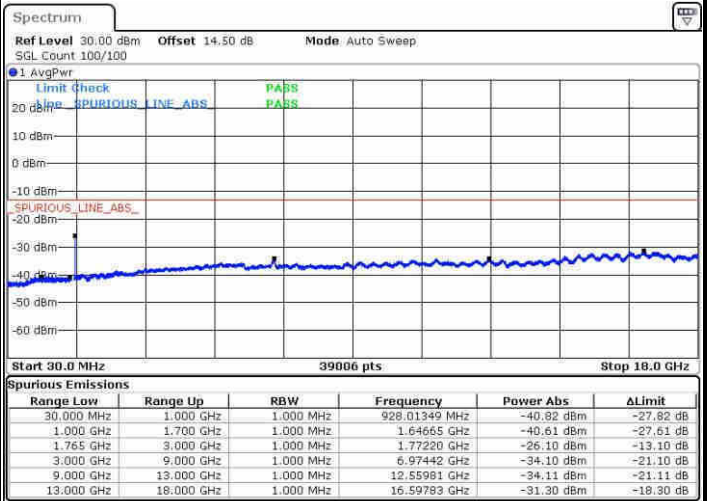
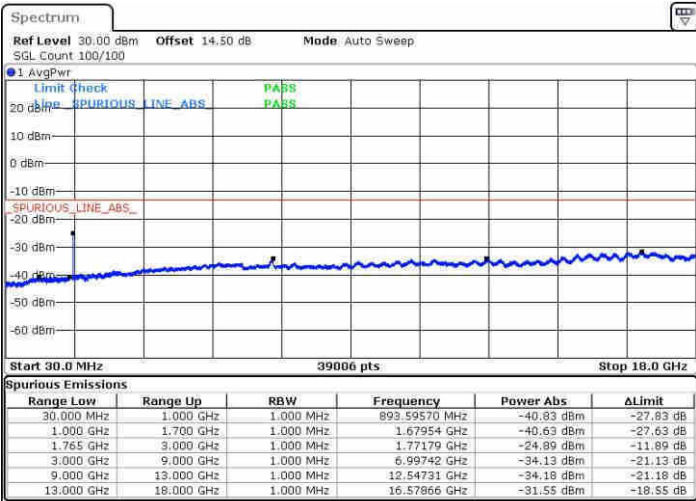


Date: 18.MAY.2017 22:07:00

Date: 18.MAY.2017 22:07:57

Highest Channel / QPSK

Highest Channel / 16QAM



Date: 18.MAY.2017 22:14:16

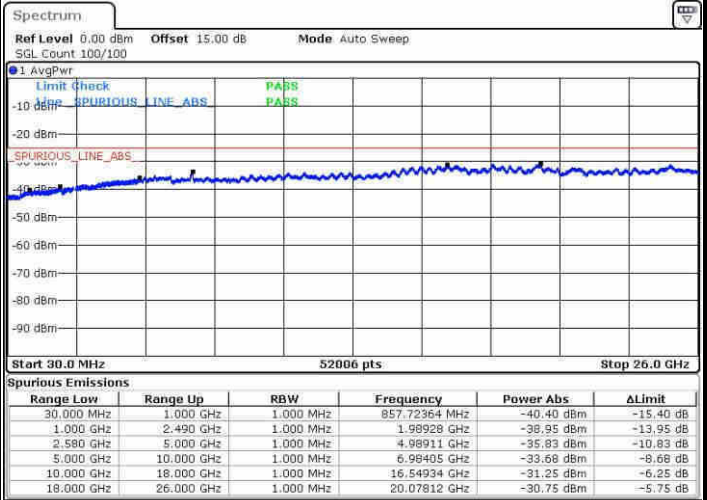
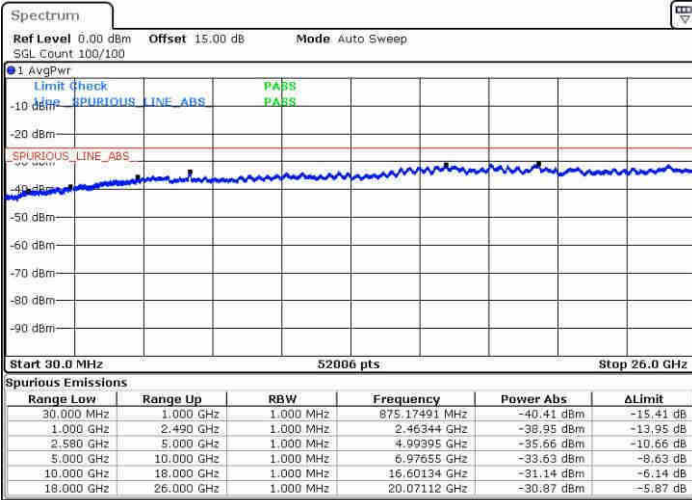
Date: 18.MAY.2017 22:15:13



LTE Band 7 / 5MHz

Lowest Channel / QPSK

Lowest Channel / 16QAM

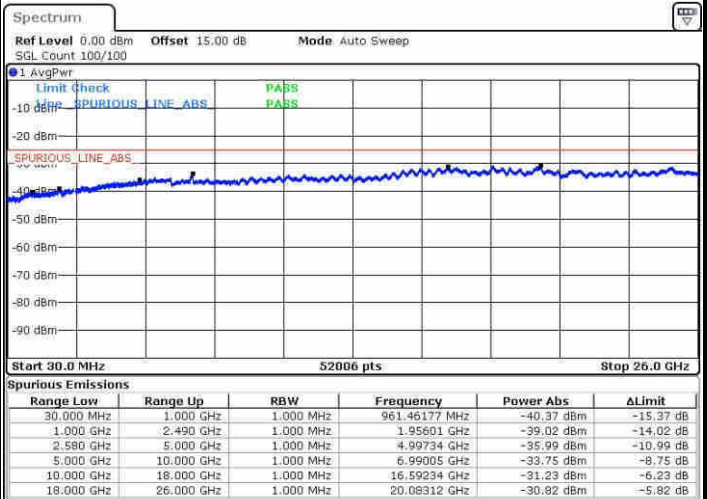
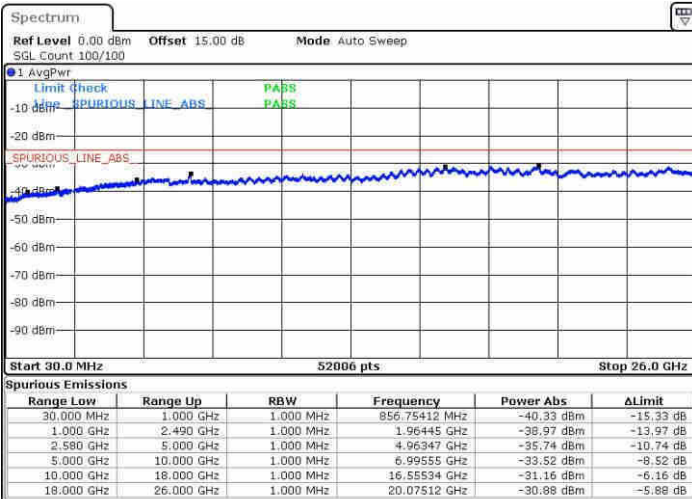


Date: 20.MAY.2017 11:02:43

Date: 20.MAY.2017 11:03:38

Middle Channel / QPSK

Middle Channel / 16QAM



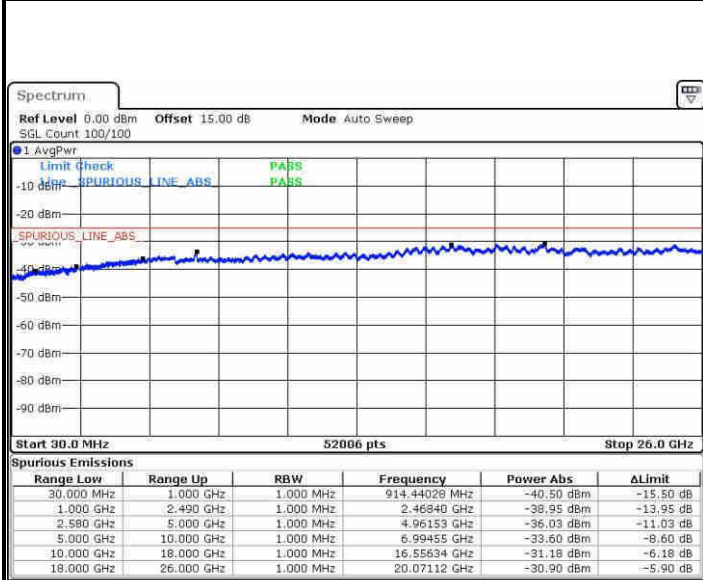
Date: 20.MAY.2017 11:05:15

Date: 20.MAY.2017 11:06:09



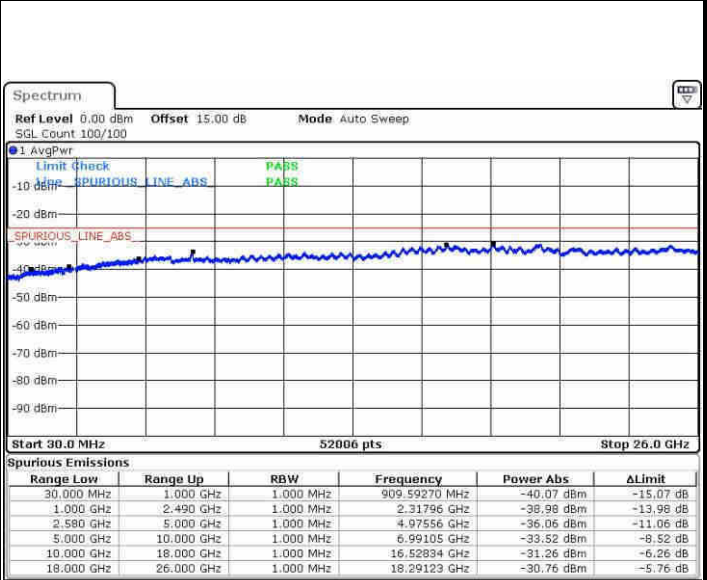
LTE Band 7 / 5MHz

Highest Channel / QPSK



Date: 20.MAY.2017 11:42:27

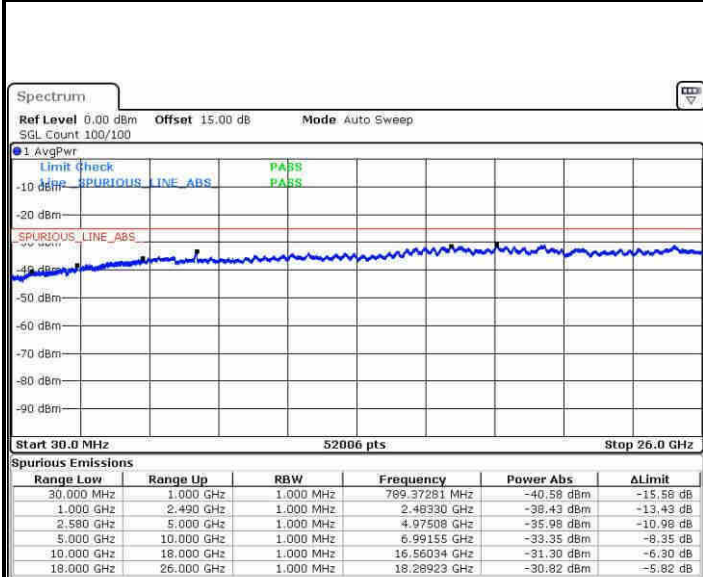
Highest Channel / 16QAM



Date: 20.MAY.2017 11:43:22

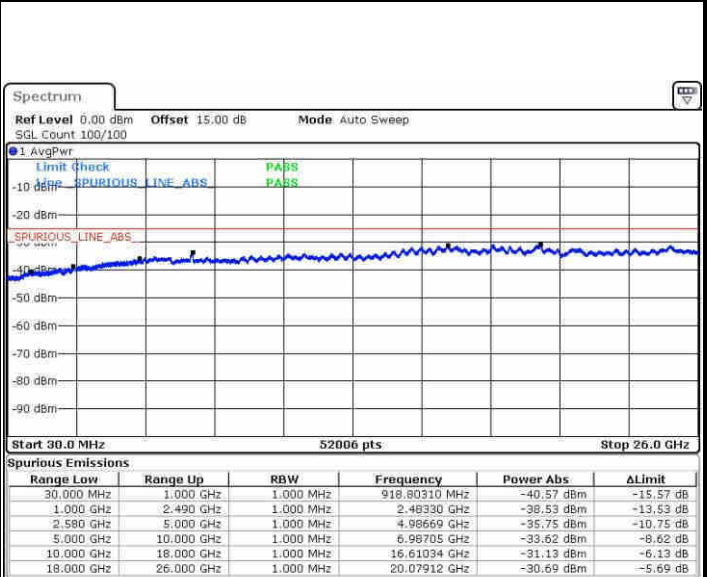
LTE Band 7 / 10MHz

Lowest Channel / QPSK



Date: 20.MAY.2017 11:49:40

Lowest Channel / 16QAM



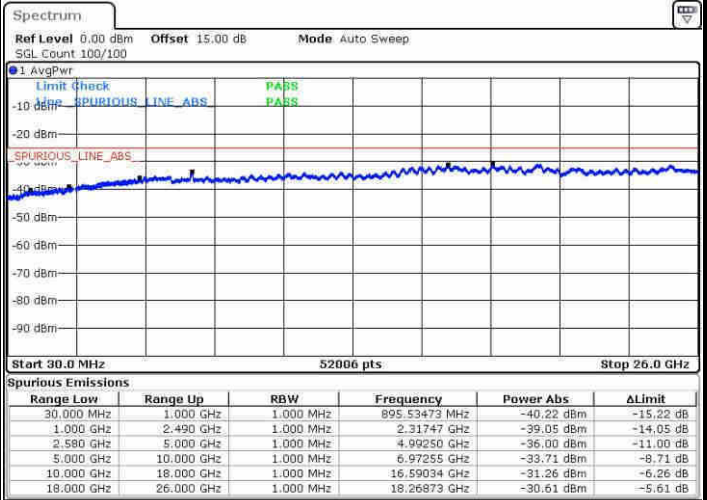
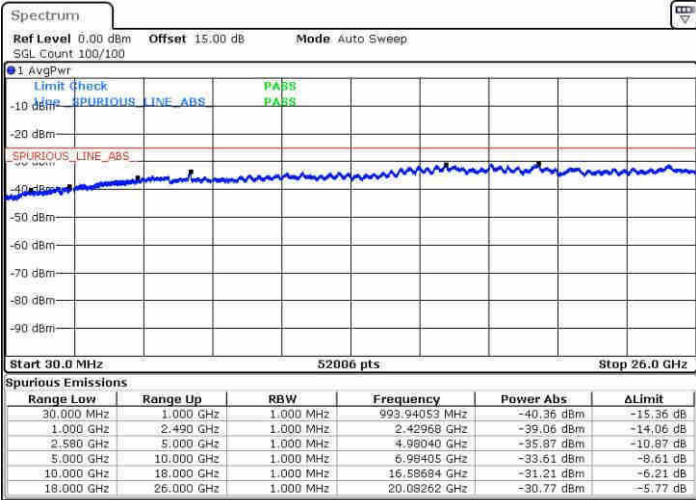
Date: 20.MAY.2017 11:50:34



LTE Band 7 / 10MHz

Middle Channel / QPSK

Middle Channel / 16QAM

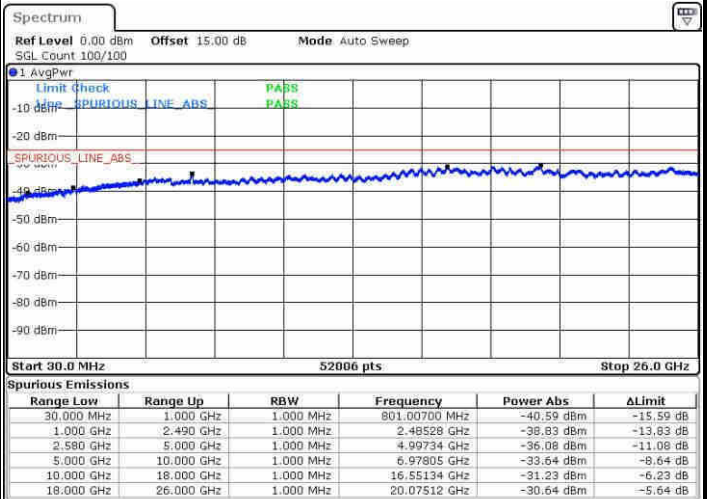
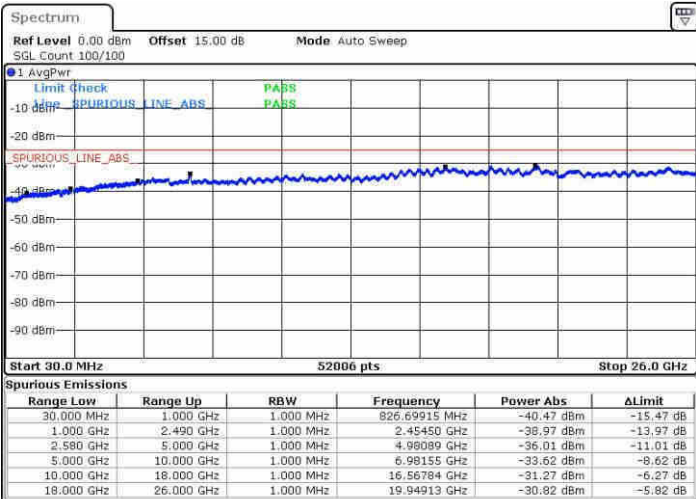


Date: 20.MAY.2017 11:52:11

Date: 20.MAY.2017 11:53:05

Highest Channel / QPSK

Highest Channel / 16QAM



Date: 20.MAY.2017 11:59:24

Date: 20.MAY.2017 12:00:18

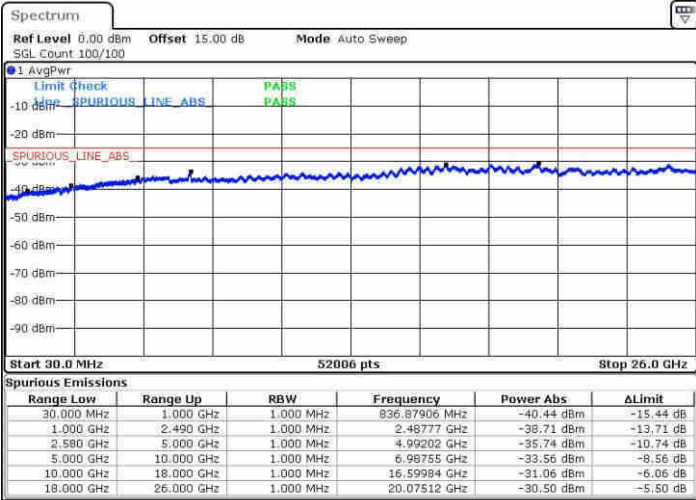




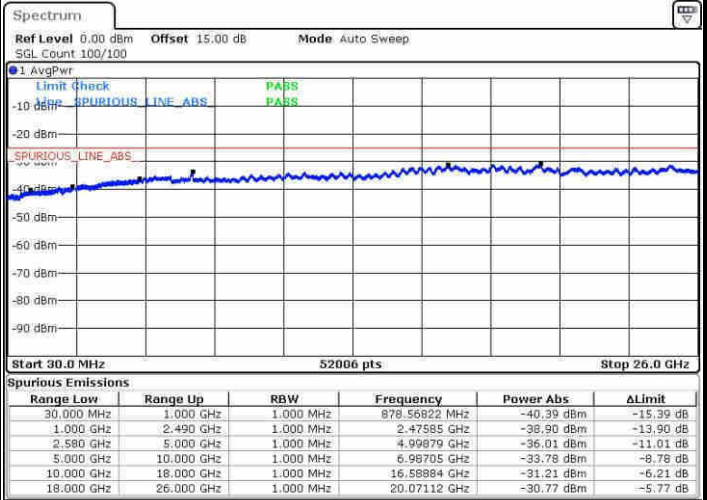
LTE Band 7 / 15MHz

Lowest Channel / QPSK

Lowest Channel / 16QAM



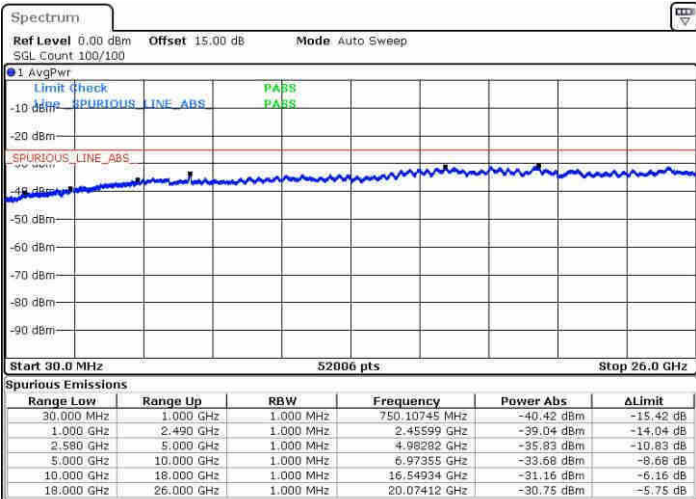
Date: 20.MAY.2017 12:06:36



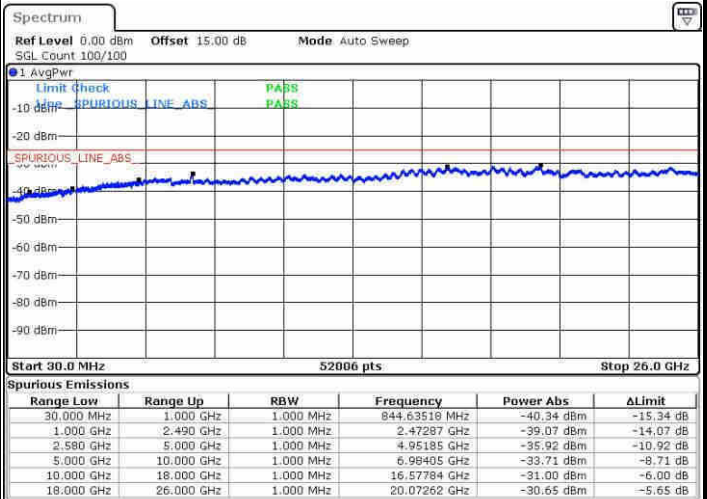
Date: 20.MAY.2017 12:07:30

Middle Channel / QPSK

Middle Channel / 16QAM



Date: 20.MAY.2017 12:09:07

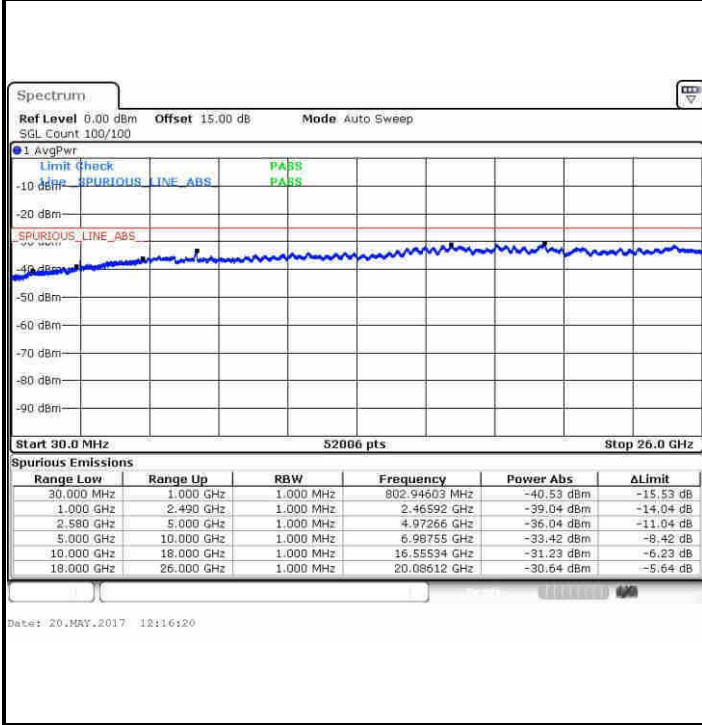


Date: 20.MAY.2017 12:10:02

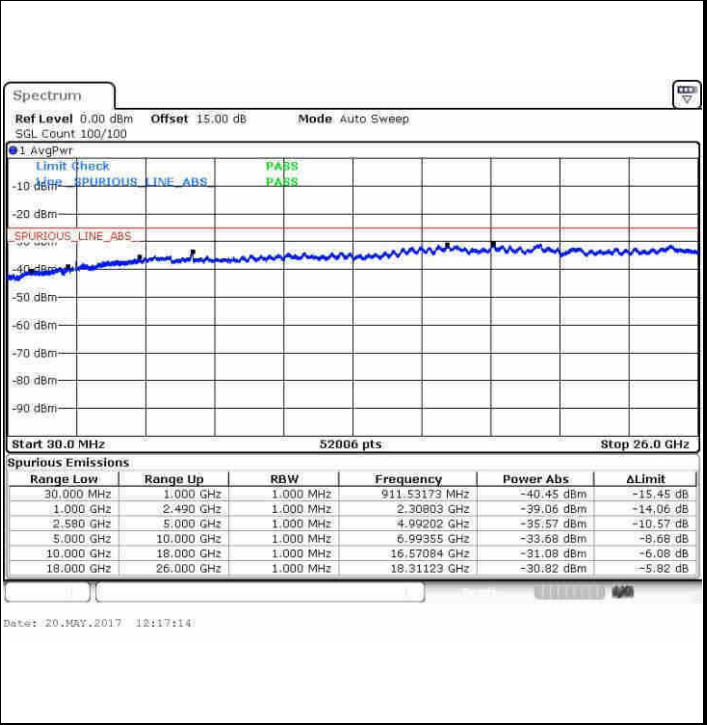


LTE Band 7 / 15MHz

Highest Channel / QPSK

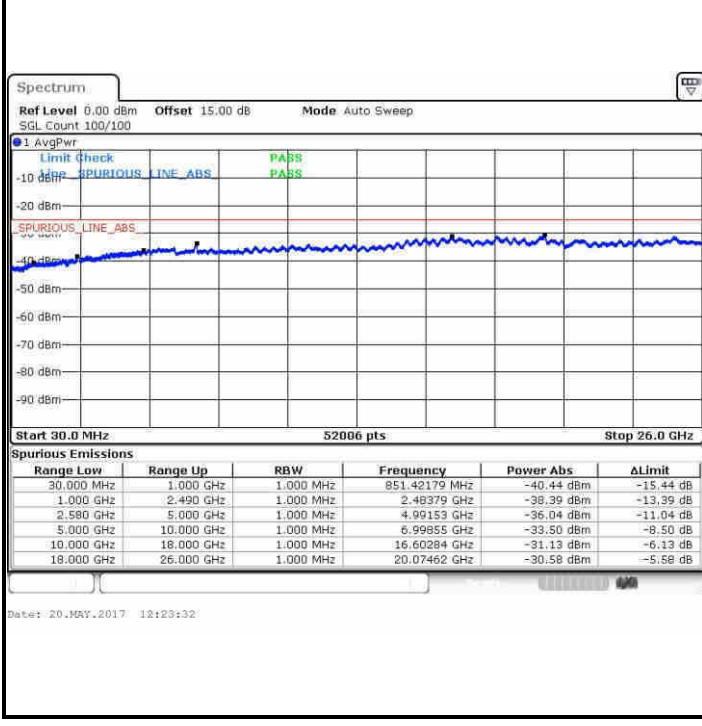


Highest Channel / 16QAM

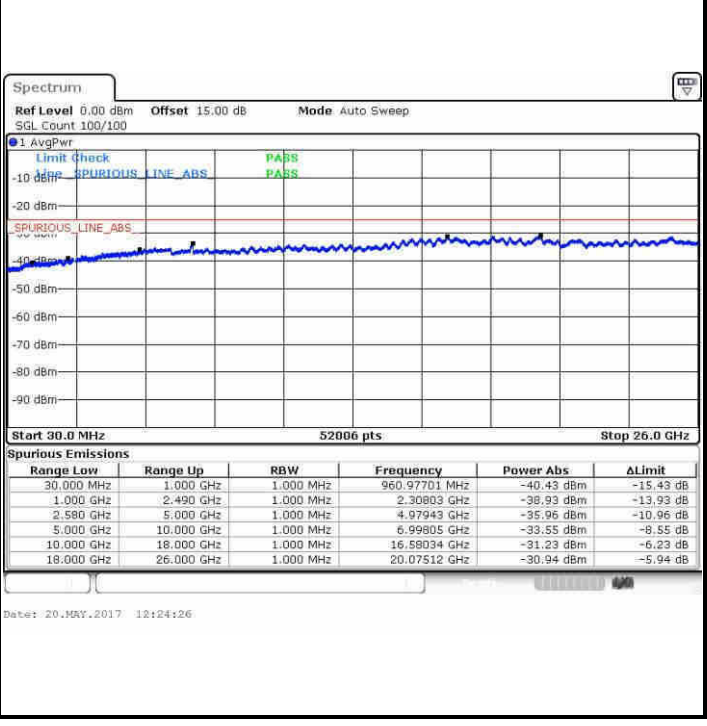


LTE Band 7 / 20MHz

Lowest Channel / QPSK



Lowest Channel / 16QAM

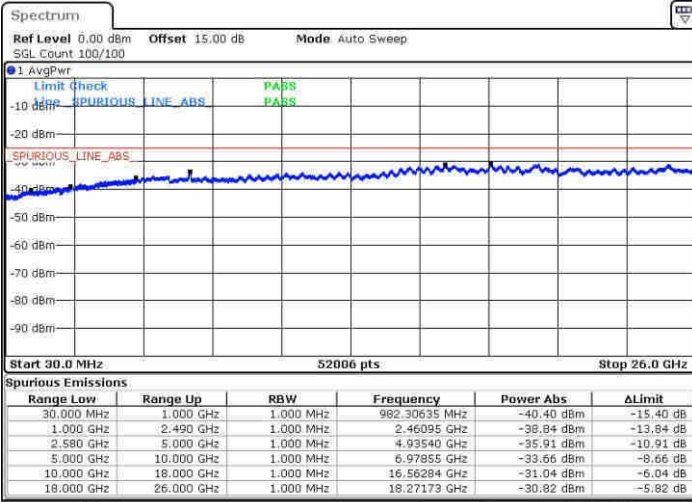




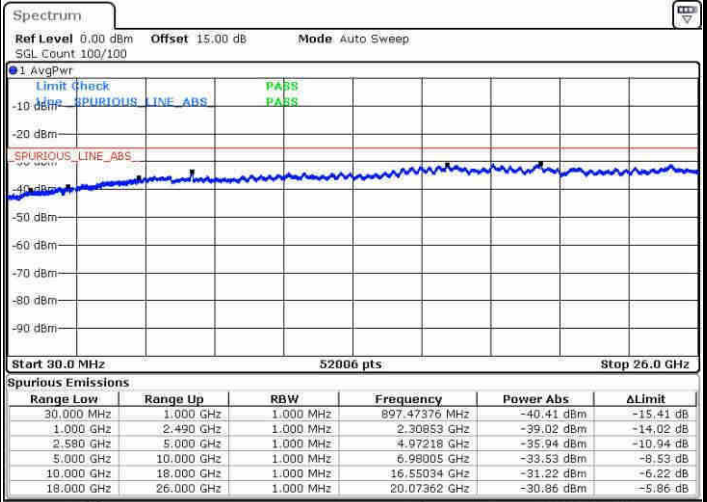
LTE Band 7 / 20MHz

Middle Channel / QPSK

Middle Channel / 16QAM



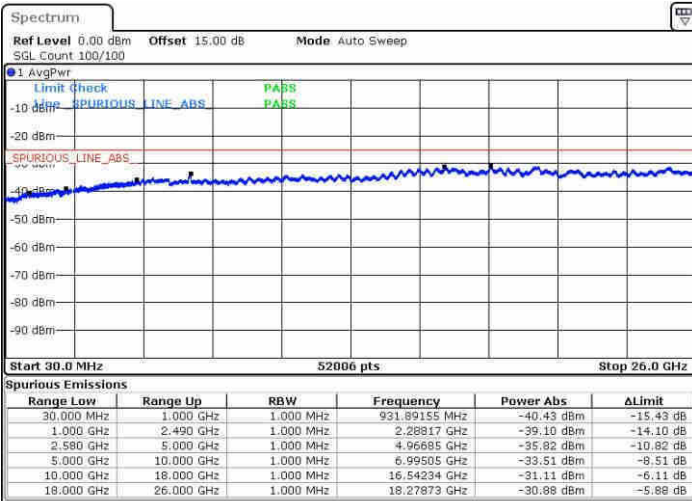
Date: 20.MAY.2017 12:26:03



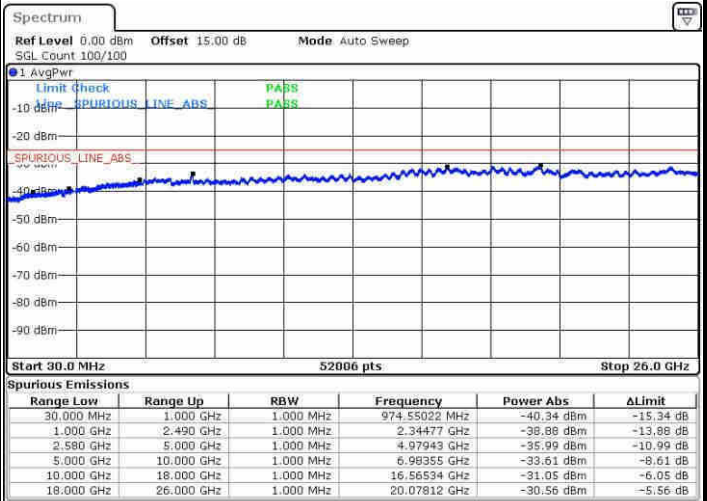
Date: 20.MAY.2017 12:26:58

Highest Channel / QPSK

Highest Channel / 16QAM



Date: 20.MAY.2017 12:03:16



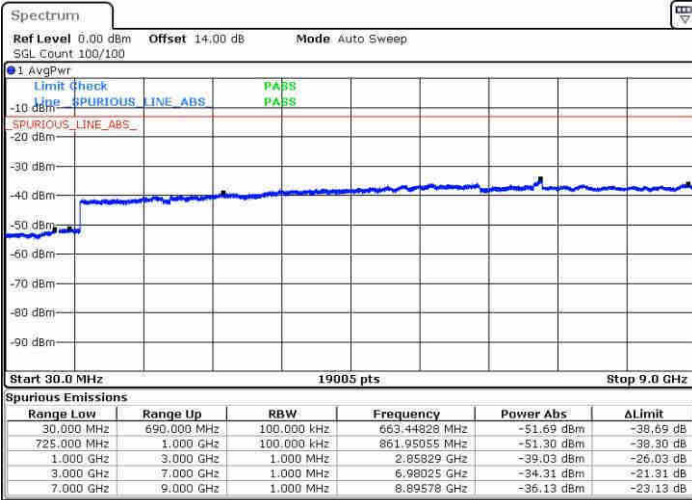
Date: 20.MAY.2017 12:04:11



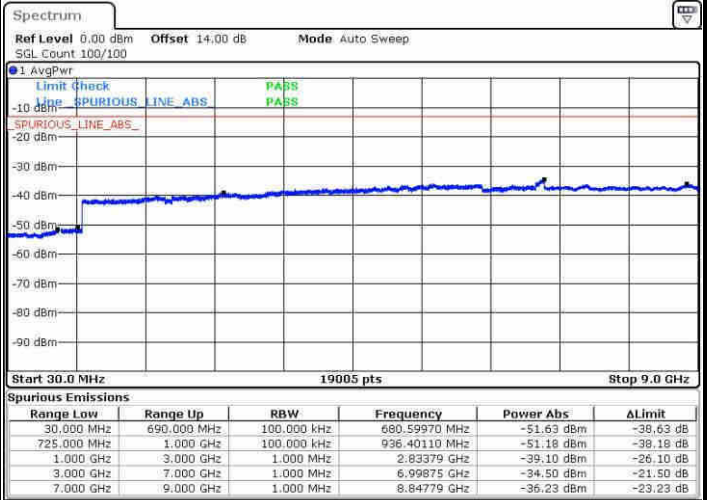
LTE Band 12 / 1.4MHz

Lowest Channel / QPSK

Lowest Channel / 16QAM



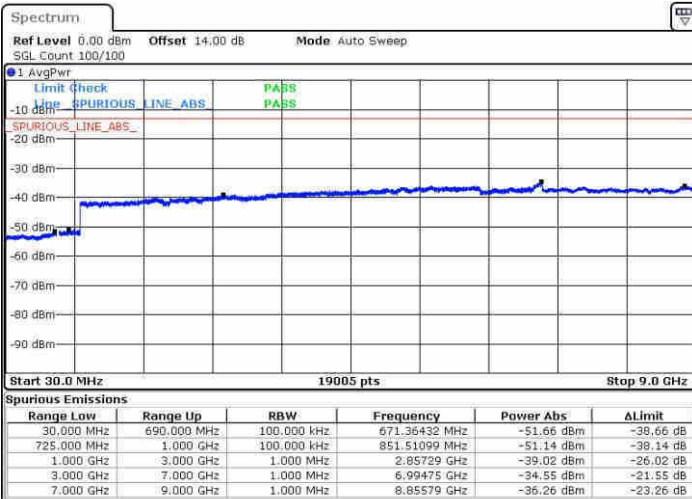
Date: 20.MAY.2017 10:20:41



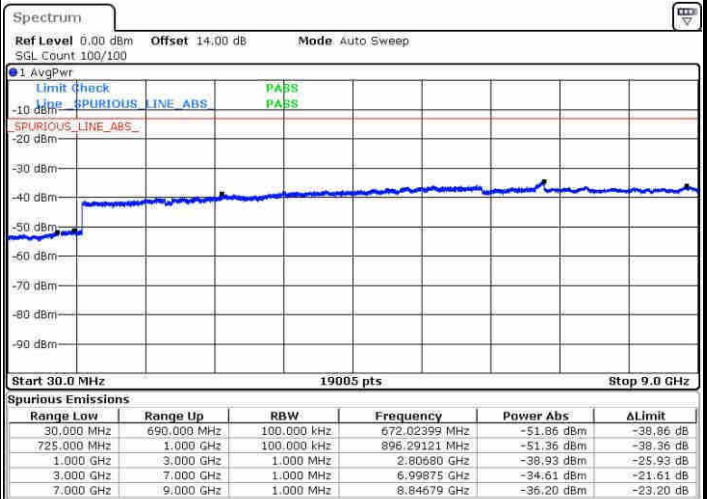
Date: 20.MAY.2017 10:21:38

Middle Channel / QPSK

Middle Channel / 16QAM



Date: 20.MAY.2017 10:23:18

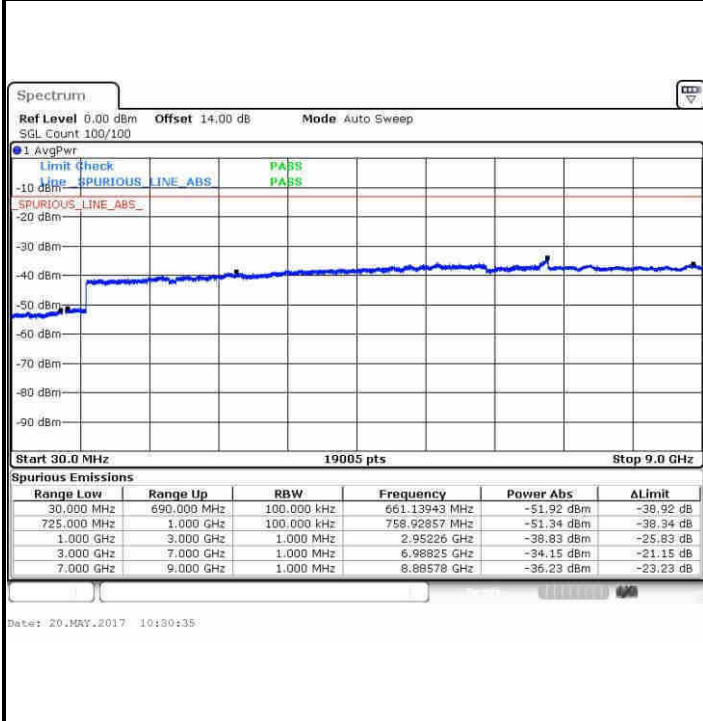


Date: 20.MAY.2017 10:24:16

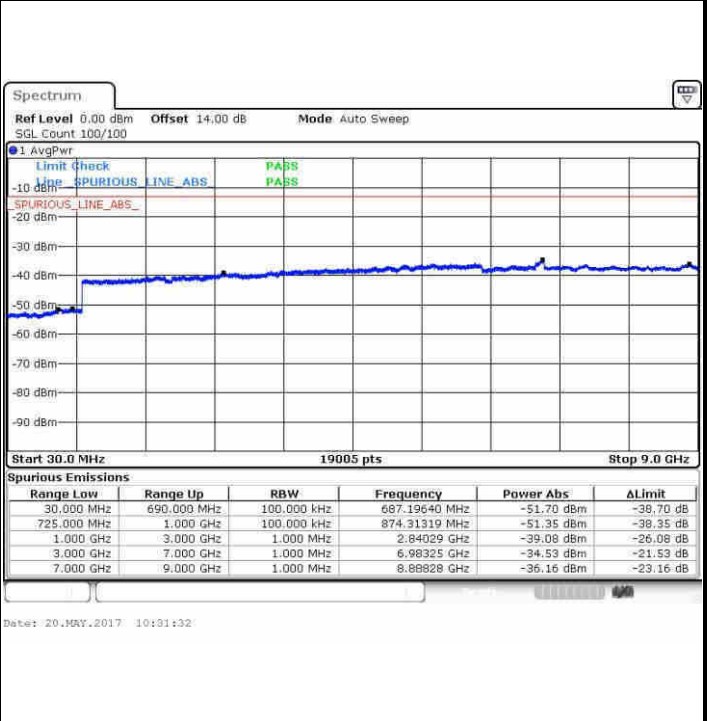


LTE Band 12 / 1.4MHz

Highest Channel / QPSK

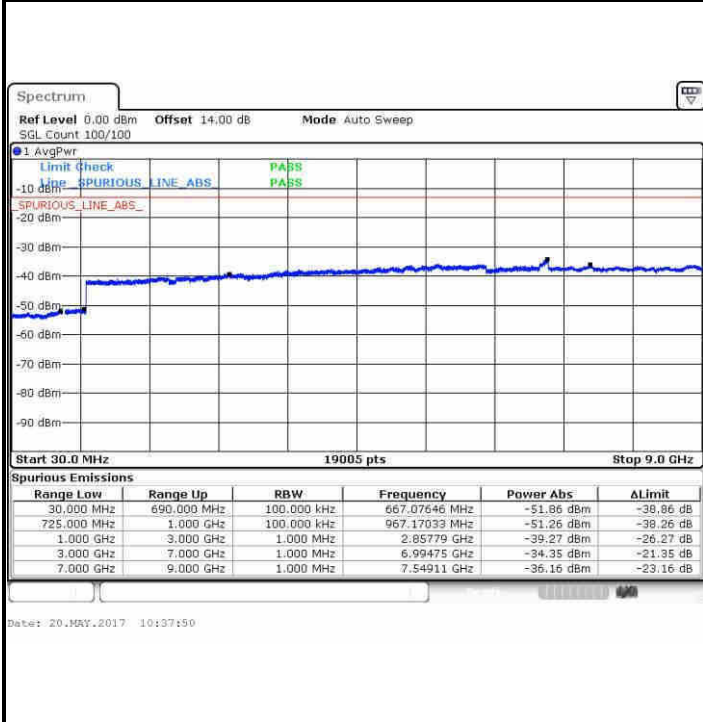


Highest Channel / 16QAM

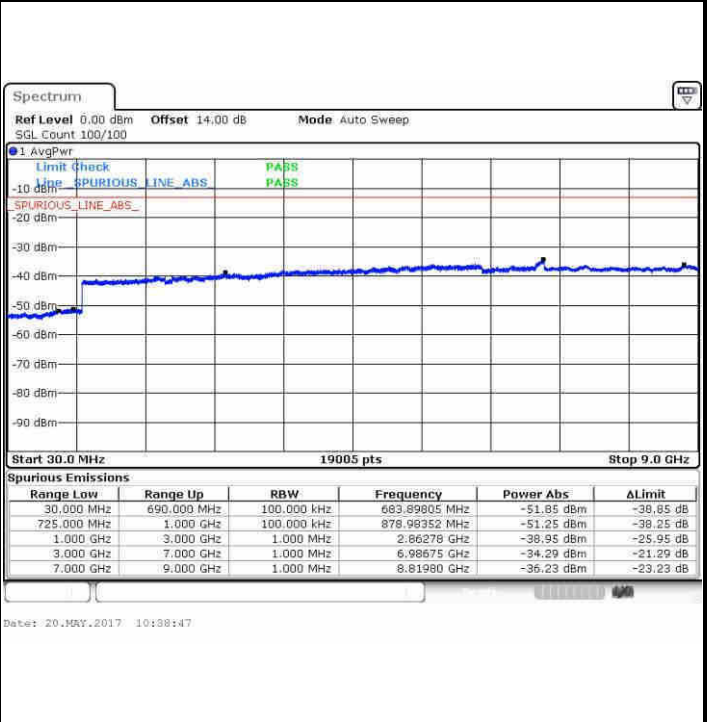


LTE Band 12 / 3MHz

Lowest Channel / QPSK



Lowest Channel / 16QAM

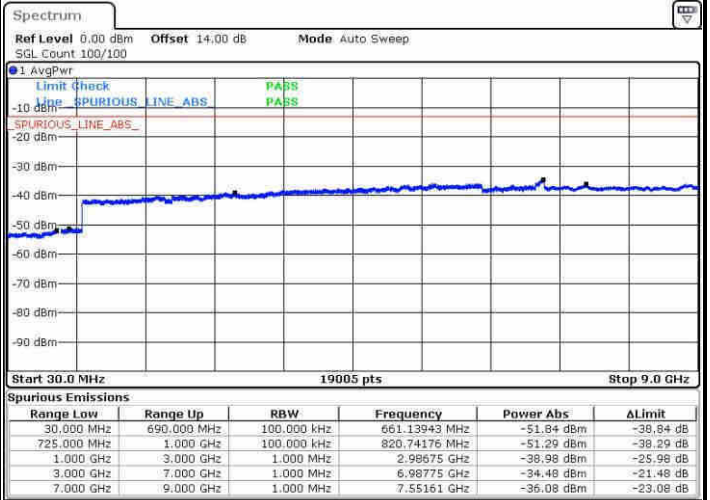
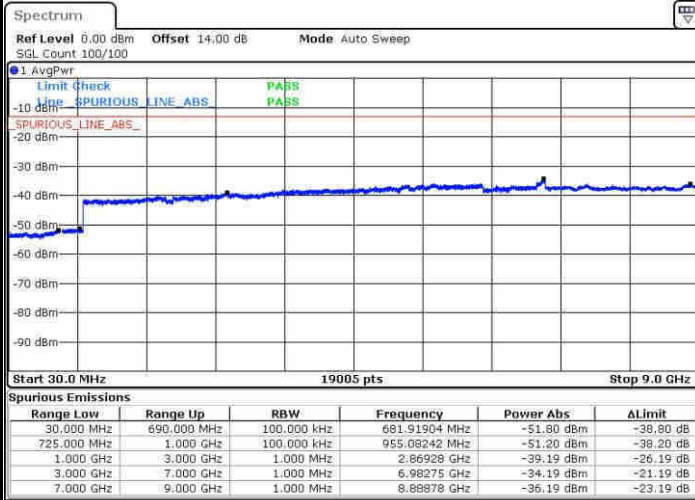




LTE Band 12 / 3MHz

Middle Channel / QPSK

Middle Channel / 16QAM

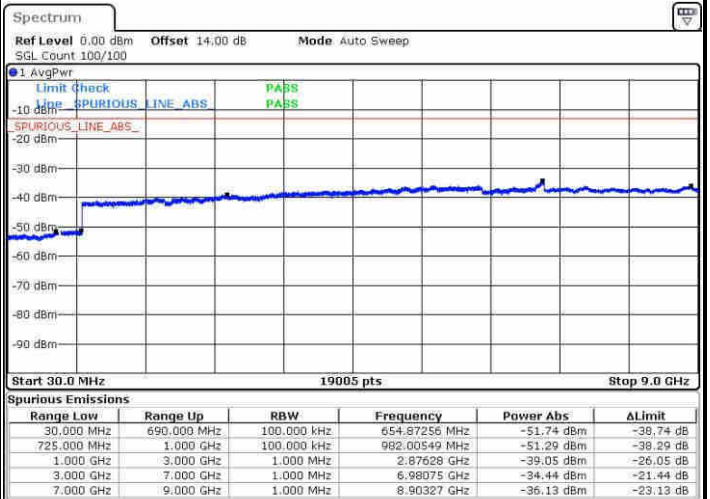
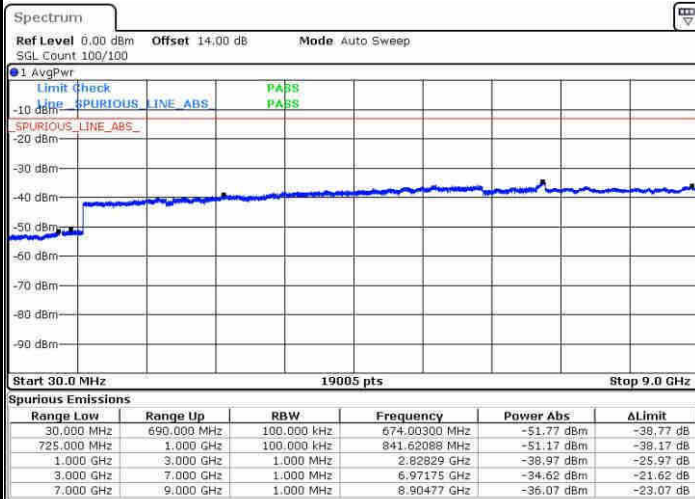


Date: 20.MAY.2017 10:40:27

Date: 20.MAY.2017 10:41:24

Highest Channel / QPSK

Highest Channel / 16QAM



Date: 20.MAY.2017 10:47:43

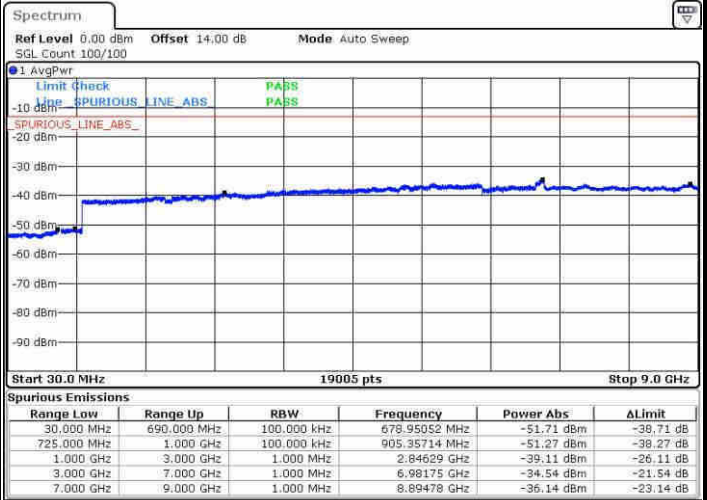
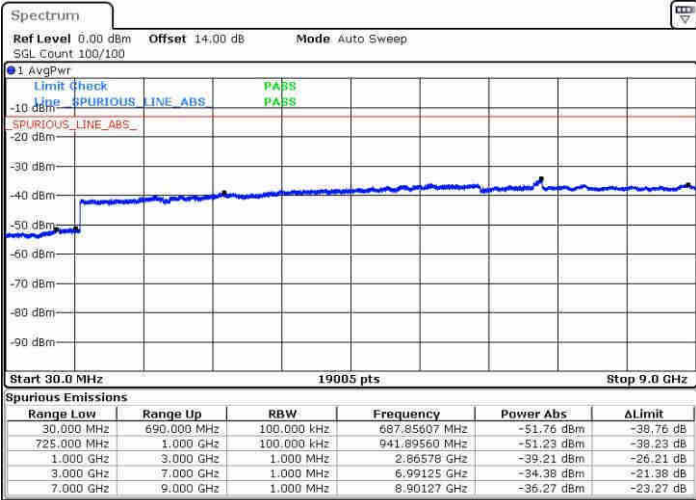
Date: 20.MAY.2017 10:48:40



LTE Band 12 / 5MHz

Lowest Channel / QPSK

Lowest Channel / 16QAM

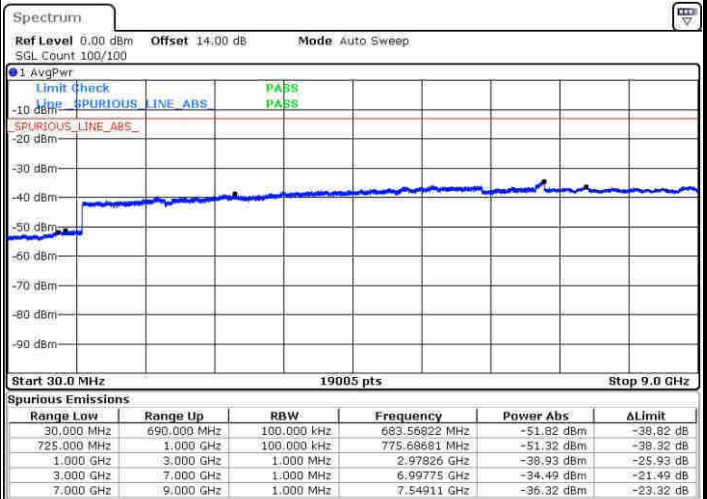
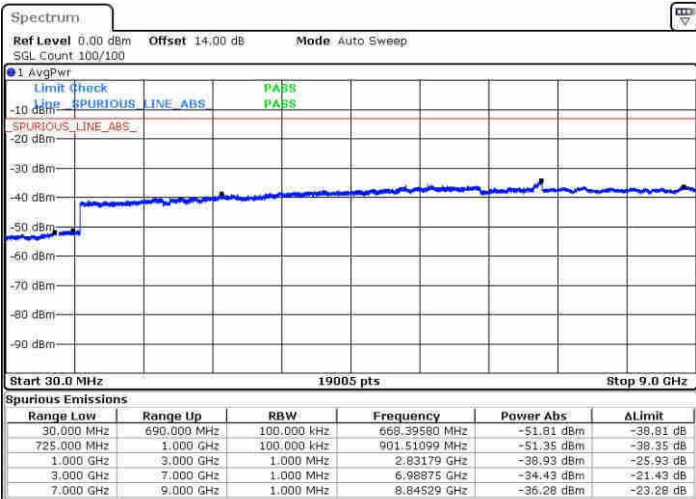


Date: 20.MAY.2017 10:55:00

Date: 20.MAY.2017 10:55:56

Middle Channel / QPSK

Middle Channel / 16QAM



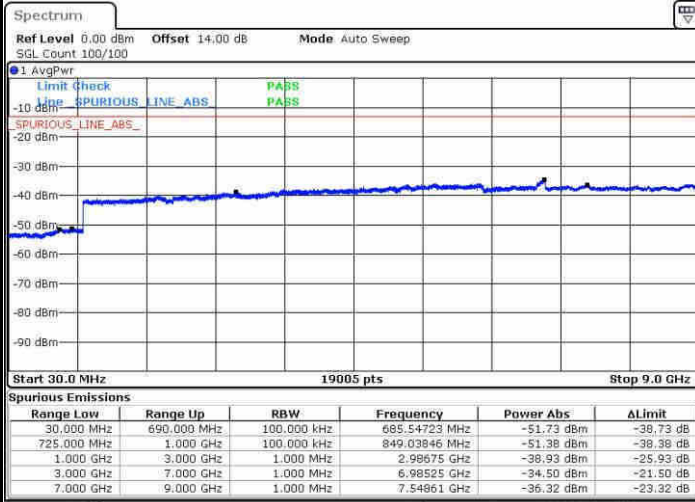
Date: 20.MAY.2017 10:57:36

Date: 20.MAY.2017 10:58:33



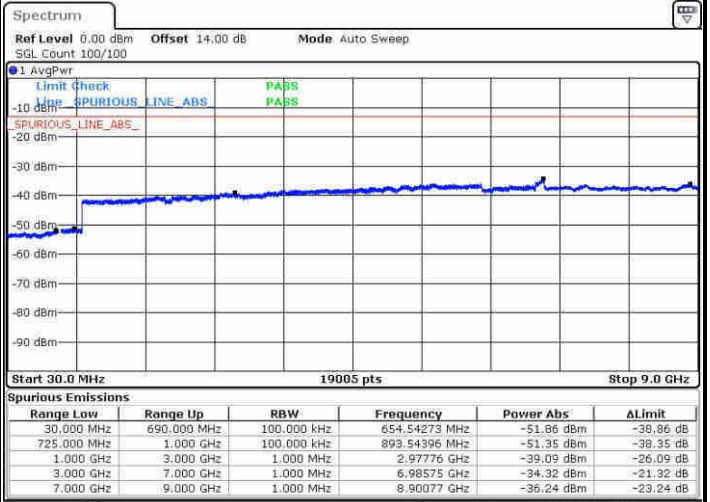
LTE Band 12 / 5MHz

Highest Channel / QPSK



Date: 20.MAY.2017 11:04:52

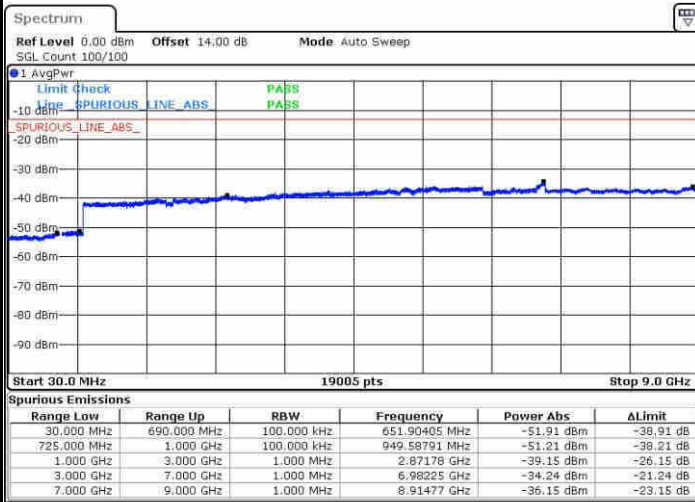
Highest Channel / 16QAM



Date: 20.MAY.2017 11:05:49

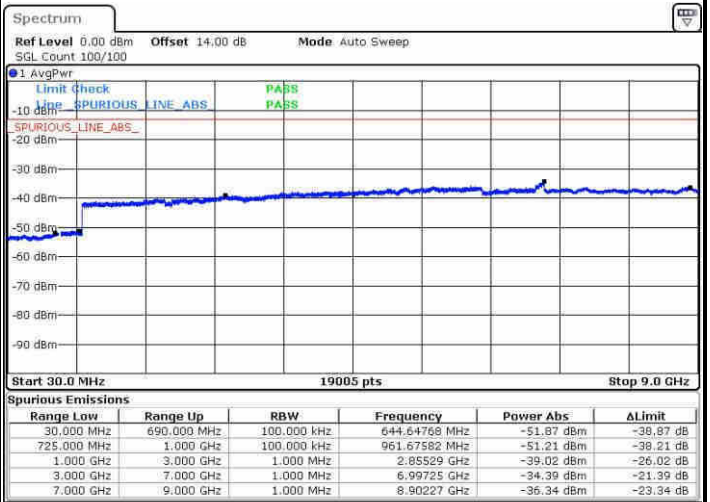
LTE Band 12 / 10MHz

Lowest Channel / QPSK



Date: 20.MAY.2017 11:12:39

Lowest Channel / 16QAM



Date: 20.MAY.2017 11:13:35

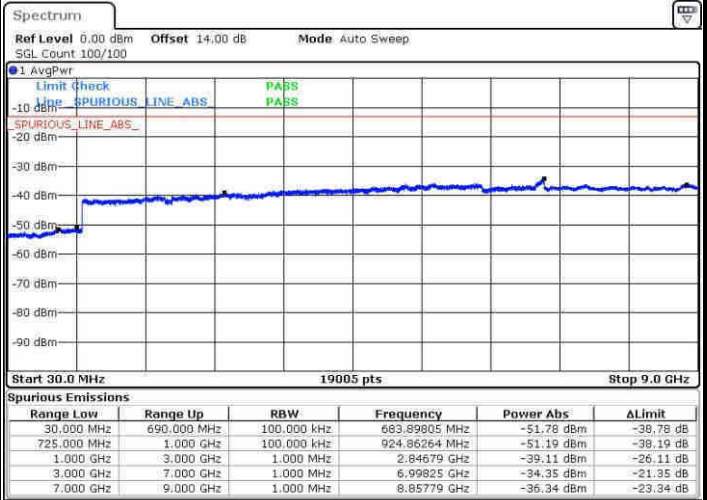
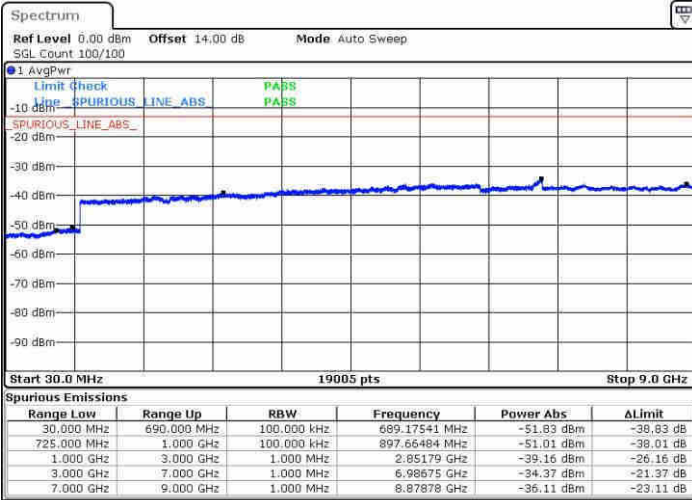




LTE Band 12 / 10MHz

Middle Channel / QPSK

Middle Channel / 16QAM

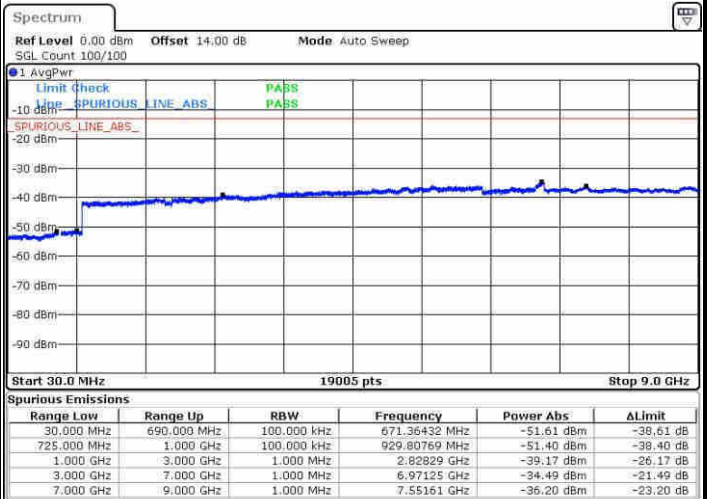


Date: 20.MAY.2017 11:15:15

Date: 20.MAY.2017 11:16:13

Highest Channel / QPSK

Highest Channel / 16QAM



Date: 20.MAY.2017 11:22:32

Date: 20.MAY.2017 11:23:29



LTE Band 17 / 5MHz

Lowest Channel / QPSK

Lowest Channel / 16QAM



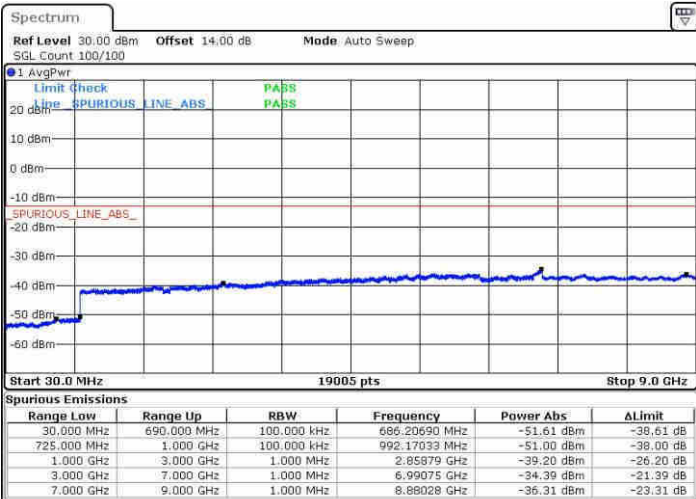
Date: 18.MAY.2017 23:35:12



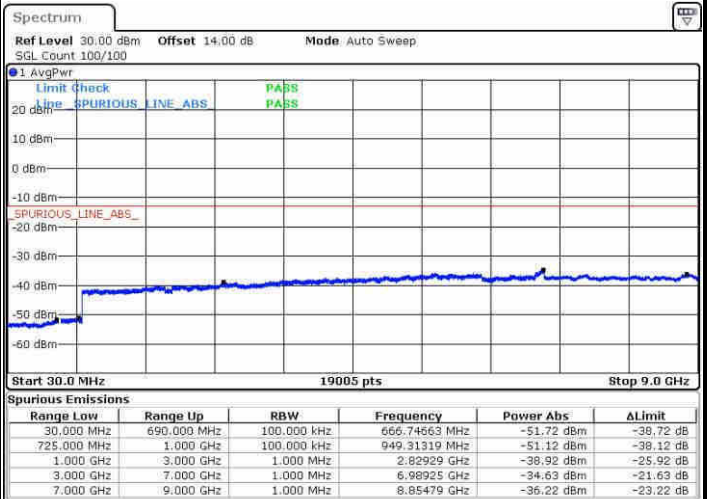
Date: 18.MAY.2017 23:36:09

Middle Channel / QPSK

Middle Channel / 16QAM



Date: 18.MAY.2017 23:37:48

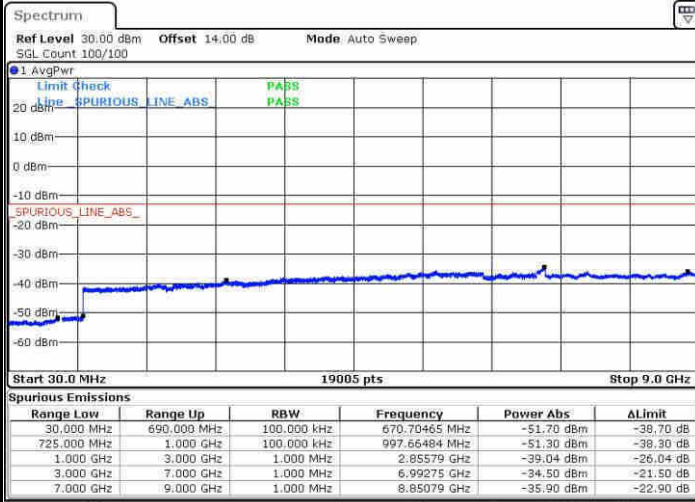


Date: 18.MAY.2017 23:38:45



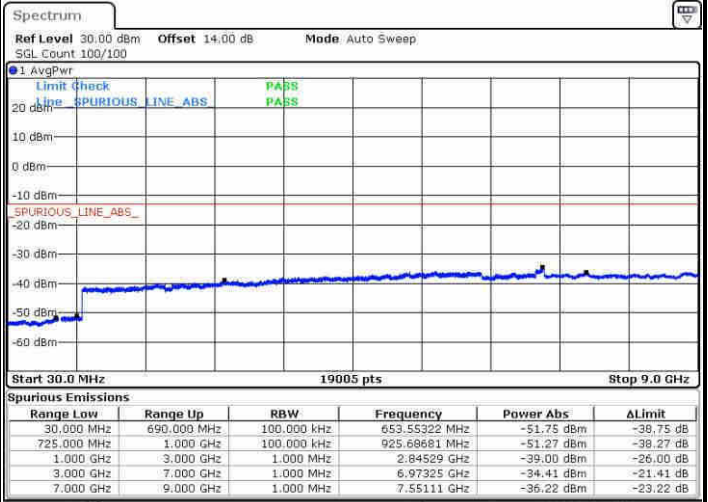
LTE Band 17 / 5MHz

Highest Channel / QPSK



Date: 18.MAY.2017 23:45:04

Highest Channel / 16QAM



Date: 18.MAY.2017 23:46:01

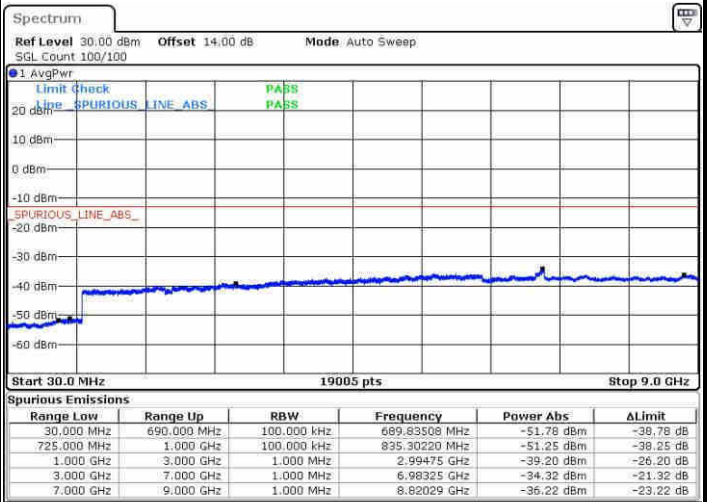
LTE Band 17 / 10MHz

Lowest Channel / QPSK



Date: 18.MAY.2017 23:52:20

Lowest Channel / 16QAM



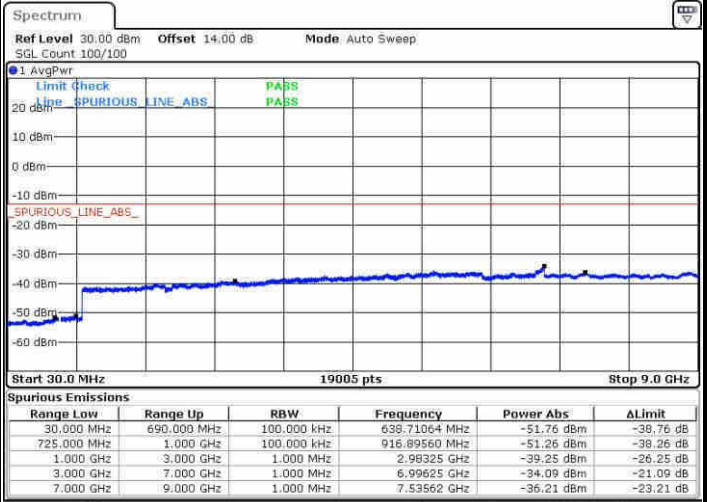
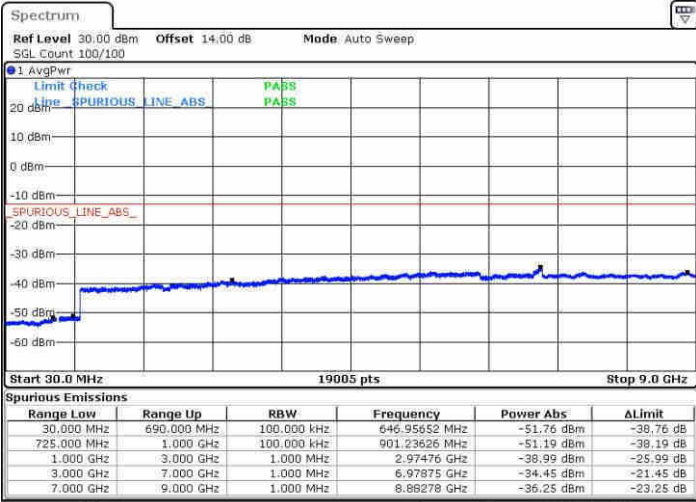
Date: 18.MAY.2017 23:53:17



LTE Band 17 / 10MHz

Middle Channel / QPSK

Middle Channel / 16QAM

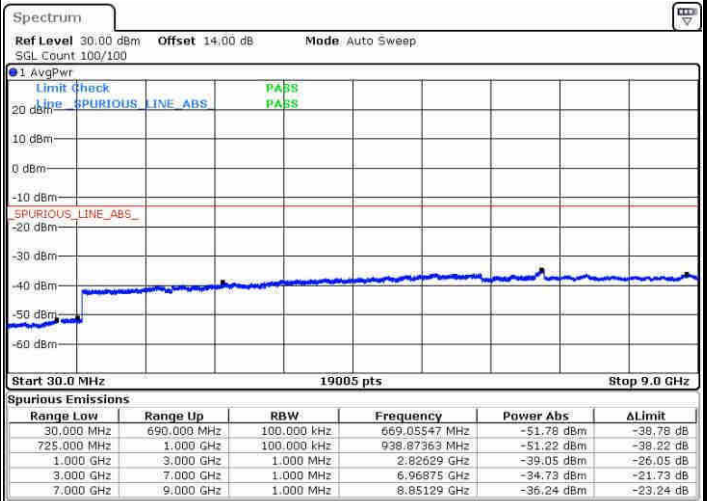
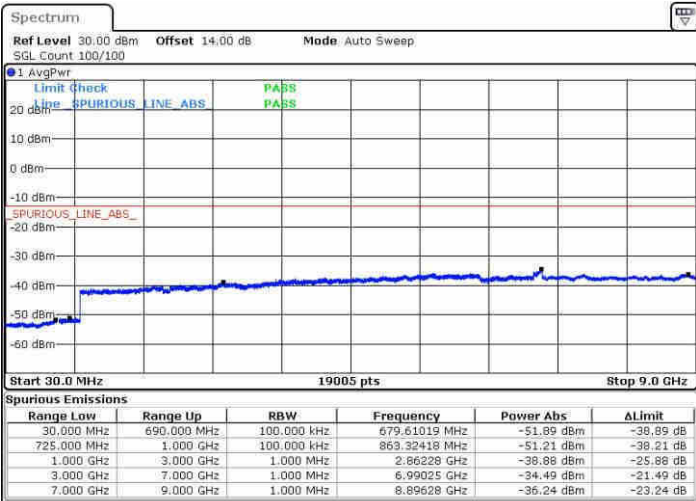


Date: 18.MAY.2017 23:54:57

Date: 18.MAY.2017 23:55:53

Highest Channel / QPSK

Highest Channel / 16QAM



Date: 19.MAY.2017 00:02:11

Date: 19.MAY.2017 00:03:08



Frequency Stability

Test Conditions		LTE Band 2 (QPSK) / Middle Channel	Limit
Temperature (°C)	Voltage (Volt)	BW 10MHz	Note 2.
		Deviation (ppm)	Result
50	Normal Voltage	0.0128	PASS
40	Normal Voltage	0.0106	
30	Normal Voltage	0.0085	
20(Ref.)	Normal Voltage	0.0000	
10	Normal Voltage	0.0043	
0	Normal Voltage	0.0074	
-10	Normal Voltage	0.0096	
-20	Normal Voltage	0.0170	
-30	Normal Voltage	0.0218	
20	Maximum Voltage	0.0096	
20	Normal Voltage	0.0000	
20	Battery End Point	0.0032	

Note:

1. Normal Voltage =3.8 V. ; Battery End Point (BEP) =3.6 V. ; Maximum Voltage =4.35 V.
2. Note: The frequency fundamental emissions stay within the authorized frequency block.



Test Conditions		LTE Band 4 (QPSK) / Middle Channel	Limit
Temperature (°C)	Voltage (Volt)	BW 10MHz	Note 2.
		Deviation (ppm)	Result
50	Normal Voltage	0.0133	PASS
40	Normal Voltage	0.0081	
30	Normal Voltage	0.0046	
20(Ref.)	Normal Voltage	0.0000	
10	Normal Voltage	0.0063	
0	Normal Voltage	0.0104	
-10	Normal Voltage	0.0167	
-20	Normal Voltage	0.0248	
-30	Normal Voltage	0.0266	
20	Maximum Voltage	0.0115	
20	Normal Voltage	0.0000	
20	Battery End Point	0.0046	

**Note:**

1. Normal Voltage =3.8 V. ; Battery End Point (BEP) =3.6V. ; Maximum Voltage =4.35 V.
2. Note: The frequency fundamental emissions stay within the authorized frequency block.



Test Conditions		LTE Band 7 (QPSK) / Middle Channel	Limit
Temperature (°C)	Voltage (Volt)	BW 10MHz	Note 2.
		Deviation (ppm)	Result
50	Normal Voltage	0.0091	PASS
40	Normal Voltage	0.0055	
30	Normal Voltage	0.0036	
20(Ref.)	Normal Voltage	0.0000	
10	Normal Voltage	0.0047	
0	Normal Voltage	0.0059	
-10	Normal Voltage	0.0075	
-20	Normal Voltage	0.0087	
-30	Normal Voltage	0.0107	
20	Maximum Voltage	0.0059	
20	Normal Voltage	0.0000	
20	Battery End Point	0.0043	

**Note:**

1. Normal Voltage =3.8 V. ; Battery End Point (BEP) =3.6 V. ; Maximum Voltage =4.35 V.
2. Note: The frequency fundamental emissions stay within the authorized frequency block.



Test Conditions		LTE Band 12 (QPSK) / Middle Channel	Limit
Temperature (°C)	Voltage (Volt)	BW 10MHz	Note 2.
		Deviation (ppm)	Result
50	Normal Voltage	0.0311	PASS
40	Normal Voltage	0.0269	
30	Normal Voltage	0.0184	
20(Ref.)	Normal Voltage	0.0000	
10	Normal Voltage	0.0099	
0	Normal Voltage	0.0155	
-10	Normal Voltage	0.0269	
-20	Normal Voltage	0.0438	
-30	Normal Voltage	0.0693	
20	Maximum Voltage	0.0198	
20	Normal Voltage	0.0000	
20	Battery End Point	0.0198	

**Note:**

1. Normal Voltage =3.8 V. ; Battery End Point (BEP) =3.6 V. ; Maximum Voltage =4.35V.
2. Note: The frequency fundamental emissions stay within the authorized frequency block.





Test Conditions		LTE Band 17 (QPSK) / Middle Channel	Limit
Temperature (°C)	Voltage (Volt)	BW 10MHz	Note 2.
		Deviation (ppm)	Result
50	Normal Voltage	0.0211	PASS
40	Normal Voltage	0.0127	
30	Normal Voltage	0.0056	
20(Ref.)	Normal Voltage	0.0000	
10	Normal Voltage	0.0099	
0	Normal Voltage	0.0028	
-10	Normal Voltage	0.0056	
-20	Normal Voltage	0.0099	
-30	Normal Voltage	0.0141	
20	Maximum Voltage	0.0197	
20	Normal Voltage	0.0000	
20	Battery End Point	0.0113	

**Note:**

1. Normal Voltage =3.8 V. ; Battery End Point (BEP) =3.6 V. ; Maximum Voltage =4.35 V.
2. Note: The frequency fundamental emissions stay within the authorized frequency block.



### Appendix B. Test Results of Radiated Test

#### ERP/EIRP

LTE Band 2 / 1.4MHz (Average)							
Channel	Modulation	RB		Horizontal		Vertical	
		Size	Offset	EIRP(dBm)	EIRP(W)	EIRP(dBm)	EIRP(W)
Lowest	QPSK	3	3	21.35	0.1365	22.14	0.1637
Middle		3	3	21.53	0.1422	21.80	0.1514
Highest		3	3	21.47	0.1403	21.74	0.1493
Lowest	16QAM	1	5	20.43	0.1104	20.49	0.1119
Middle		1	0	20.52	0.1127	20.50	0.1122
Highest		1	3	20.51	0.1125	20.38	0.1091
Limit	EIRP < 2W			Result		PASS	

LTE Band 2 / 3MHz (Average)							
Channel	Modulation	RB		Horizontal		Vertical	
		Size	Offset	EIRP(dBm)	EIRP(W)	EIRP(dBm)	EIRP(W)
Lowest	QPSK	1	0	21.42	0.1387	22.32	0.1706
Middle		1	0	21.41	0.1384	21.69	0.1476
Highest		1	0	21.69	0.1476	21.68	0.1472
Lowest	16QAM	1	0	20.47	0.1114	21.35	0.1365
Middle		1	0	20.66	0.1164	21.08	0.1282
Highest		1	0	20.82	0.1208	20.73	0.1183
Limit	EIRP < 2W			Result		PASS	



LTE Band 2 / 5MHz (Average)							
Channel	Modulation	RB		Horizontal		Vertical	
		Size	Offset	EIRP(dBm)	EIRP(W)	EIRP(dBm)	EIRP(W)
Lowest	QPSK	1	12	21.37	0.1371	22.27	0.1687
Middle		1	12	21.59	0.1442	21.81	0.1517
Highest		1	0	21.68	0.1472	21.68	0.1472
Lowest	16QAM	1	12	20.39	0.1094	21.29	0.1346
Middle		1	12	20.68	0.1169	21.06	0.1276
Highest		1	12	20.79	0.1199	20.72	0.1180
Limit	EIRP < 2W			Result		PASS	

LTE Band 2 / 10MHz (Average)							
Channel	Modulation	RB		Horizontal		Vertical	
		Size	Offset	EIRP(dBm)	EIRP(W)	EIRP(dBm)	EIRP(W)
Lowest	QPSK	1	0	21.41	0.1384	22.22	0.1667
Middle		1	0	21.47	0.1403	21.76	0.1500
Highest		1	0	21.58	0.1439	21.64	0.1459
Lowest	16QAM	1	0	20.42	0.1102	21.27	0.1340
Middle		1	0	20.49	0.1119	21.02	0.1265
Highest		1	0	20.59	0.1146	20.64	0.1159
Limit	EIRP < 2W			Result		PASS	

LTE Band 2 / 15MHz (Average)							
Channel	Modulation	RB		Horizontal		Vertical	
		Size	Offset	EIRP(dBm)	EIRP(W)	EIRP(dBm)	EIRP(W)
Lowest	QPSK	1	0	21.44	0.1393	22.29	0.1694
Middle		1	0	21.49	0.1409	21.85	0.1531
Highest		1	0	21.68	0.1472	21.82	0.1521
Lowest	16QAM	1	0	20.48	0.1117	21.36	0.1368
Middle		1	0	20.50	0.1122	21.07	0.1279
Highest		1	0	20.68	0.1169	20.79	0.1199
Limit	EIRP < 2W			Result		PASS	



LTE Band 2 / 20MHz (Average)							
Channel	Modulation	RB		Horizontal		Vertical	
		Size	Offset	EIRP(dBm)	EIRP(W)	EIRP(dBm)	EIRP(W)
Lowest	QPSK	1	0	21.52	0.1419	22.40	0.1738
Middle		1	0	21.57	0.1435	21.98	0.1578
Highest		1	0	21.67	0.1469	22.04	0.1600
Lowest	16QAM	1	0	20.53	0.1130	21.43	0.1390
Middle		1	0	20.52	0.1127	21.14	0.1300
Highest		1	0	20.72	0.1180	21.07	0.1279
Limit	EIRP < 2W			Result		PASS	

LTE Band 4 / 1.4MHz (Average)							
Channel	Modulation	RB		Horizontal		Vertical	
		Size	Offset	EIRP(dBm)	EIRP(W)	EIRP(dBm)	EIRP(W)
Lowest	QPSK	3	3	21.03	0.1268	21.42	0.1387
Middle		3	0	21.26	0.1337	21.47	0.1403
Highest		3	0	21.16	0.1306	21.21	0.1321
Lowest	16QAM	1	5	19.87	0.0971	20.09	0.1021
Middle		3	3	20.15	0.1035	20.11	0.1026
Highest		1	5	20.14	0.1033	19.97	0.0993
Limit	EIRP < 1W			Result		PASS	

LTE Band 4 / 3MHz (Average)							
Channel	Modulation	RB		Horizontal		Vertical	
		Size	Offset	EIRP(dBm)	EIRP(W)	EIRP(dBm)	EIRP(W)
Lowest	QPSK	1	14	20.95	0.1245	21.33	0.1358
Middle		1	0	21.16	0.1306	21.35	0.1365
Highest		1	0	21.06	0.1276	21.06	0.1276
Lowest	16QAM	1	14	19.98	0.0995	20.38	0.1091
Middle		1	14	20.22	0.1052	20.43	0.1104
Highest		1	0	20.05	0.1012	20.10	0.1023
Limit	EIRP < 1W			Result		PASS	



LTE Band 4 / 5MHz (Average)							
Channel	Modulation	RB		Horizontal		Vertical	
		Size	Offset	EIRP(dBm)	EIRP(W)	EIRP(dBm)	EIRP(W)
Lowest	QPSK	1	12	20.90	0.1230	21.32	0.1355
Middle		1	12	21.11	0.1291	21.36	0.1368
Highest		1	12	21.04	0.1271	21.11	0.1291
Lowest	16QAM	1	12	19.98	0.0995	20.41	0.1099
Middle		1	12	20.14	0.1033	20.40	0.1096
Highest		1	0	20.06	0.1014	20.15	0.1035
Limit	EIRP < 1W			Result		PASS	

LTE Band 4/ 10MHz (Average)							
Channel	Modulation	RB		Horizontal		Vertical	
		Size	Offset	EIRP(dBm)	EIRP(W)	EIRP(dBm)	EIRP(W)
Lowest	QPSK	1	25	20.95	0.1245	21.28	0.1343
Middle		1	0	21.02	0.1265	21.28	0.1343
Highest		1	0	20.96	0.1247	21.11	0.1291
Lowest	16QAM	1	49	20.34	0.1081	20.41	0.1099
Middle		1	0	20.47	0.1114	20.36	0.1086
Highest		1	0	20.39	0.1094	20.36	0.1086
Limit	EIRP < 1W			Result		PASS	

LTE Band 4 / 15MHz (Average)							
Channel	Modulation	RB		Horizontal		Vertical	
		Size	Offset	EIRP(dBm)	EIRP(W)	EIRP(dBm)	EIRP(W)
Lowest	QPSK	1	0	21.00	0.1259	21.21	0.1321
Middle		1	0	21.27	0.1340	21.21	0.1321
Highest		1	0	21.33	0.1358	21.24	0.1330
Lowest	16QAM	1	0	20.14	0.1033	20.34	0.1081
Middle		1	0	20.43	0.1104	20.36	0.1086
Highest		1	0	20.44	0.1107	20.35	0.1084
Limit	EIRP < 1W			Result		PASS	



LTE Band 4 / 20MHz (Average)							
Channel	Modulation	RB		Horizontal		Vertical	
		Size	Offset	EIRP(dBm)	EIRP(W)	EIRP(dBm)	EIRP(W)
Lowest	QPSK	1	0	21.09	0.1285	21.28	0.1343
Middle		1	0	21.30	0.1349	21.35	0.1365
Highest		1	0	21.45	0.1396	21.38	0.1374
Lowest	16QAM	1	0	20.21	0.1050	20.40	0.1096
Middle		1	0	20.45	0.1109	20.50	0.1122
Highest		1	0	20.55	0.1135	20.48	0.1117
Limit	EIRP < 1W			Result		PASS	

LTE Band 7 / 5MHz (Average)							
Channel	Modulation	RB		Horizontal		Vertical	
		Size	Offset	ERP(dBm)	ERP(W)	ERP(dBm)	ERP(W)
Lowest	QPSK	1	12	21.58	0.1439	20.93	0.1239
Middle		1	12	21.83	0.1524	21.31	0.1352
Highest		1	12	21.30	0.1349	21.20	0.1318
Lowest	16QAM	1	12	20.72	0.1180	20.39	0.1094
Middle		1	12	21.40	0.1380	20.89	0.1227
Highest		1	0	21.26	0.1337	21.11	0.1291
Limit	EIRP < 2W			Result		PASS	

LTE Band 7 / 10MHz (Average)							
Channel	Modulation	RB		Horizontal		Vertical	
		Size	Offset	ERP(dBm)	ERP(W)	ERP(dBm)	ERP(W)
Lowest	QPSK	1	25	21.76	0.1500	21.41	0.1384
Middle		1	49	21.83	0.1524	21.25	0.1334
Highest		1	25	21.37	0.1371	21.19	0.1315
Lowest	16QAM	1	49	20.85	0.1216	20.70	0.1175
Middle		1	49	21.39	0.1377	20.93	0.1239
Highest		1	0	21.23	0.1327	20.68	0.1169
Limit	EIRP < 2W			Result		PASS	



LTE Band 7 / 15MHz (Average)							
Channel	Modulation	RB		Horizontal		Vertical	
		Size	Offset	ERP(dBm)	ERP(W)	ERP(dBm)	ERP(W)
Lowest	QPSK	1	74	21.62	0.1452	21.40	0.1380
Middle		1	74	21.74	0.1493	21.01	0.1262
Highest		1	74	21.36	0.1368	20.85	0.1216
Lowest	16QAM	1	0	20.72	0.1180	20.45	0.1109
Middle		1	74	21.35	0.1365	20.69	0.1172
Highest		1	74	20.76	0.1191	20.48	0.1117
Limit	EIRP < 2W			Result		PASS	

LTE Band 7/ 20MHz (Average)							
Channel	Modulation	RB		Horizontal		Vertical	
		Size	Offset	ERP(dBm)	ERP(W)	ERP(dBm)	ERP(W)
Lowest	QPSK	1	99	22.29	0.1694	21.88	0.1542
Middle		1	99	21.91	0.1552	21.33	0.1358
Highest		1	99	21.44	0.1393	20.97	0.1250
Lowest	16QAM	1	99	21.18	0.1312	20.74	0.1186
Middle		1	99	21.45	0.1396	20.86	0.1219
Highest		1	99	20.92	0.1236	20.35	0.1084
Limit	EIRP < 2W			Result		PASS	

LTE Band 12 / 1.4MHz (Average)							
Channel	Modulation	RB		Horizontal		Vertical	
		Size	Offset	ERP(dBm)	ERP(W)	ERP(dBm)	ERP(W)
Lowest	QPSK	3	3	16.26	0.0423	4.52	0.0028
Middle		3	0	16.84	0.0483	4.93	0.0031
Highest		3	0	17.90	0.0617	5.93	0.0039
Lowest	16QAM	1	5	15.40	0.0347	3.46	0.0022
Middle		3	1	16.04	0.0402	4.02	0.0025
Highest		1	5	17.01	0.0502	4.92	0.0031
Limit	ERP < 3W			Result		PASS	



LTE Band 12 / 3MHz (Average)							
Channel	Modulation	RB		Horizontal		Vertical	
		Size	Offset	ERP(dBm)	ERP(W)	ERP(dBm)	ERP(W)
Lowest	QPSK	1	14	16.66	0.0463	4.26	0.0027
Middle		1	0	16.84	0.0483	4.56	0.0029
Highest		1	14	17.91	0.0618	5.50	0.0035
Lowest	16QAM	1	14	15.81	0.0381	3.77	0.0024
Middle		1	14	16.16	0.0413	4.17	0.0026
Highest		1	14	17.11	0.0514	5.01	0.0032
Limit	ERP < 3W			Result		PASS	

LTE Band 12 / 5MHz (Average)							
Channel	Modulation	RB		Horizontal		Vertical	
		Size	Offset	ERP(dBm)	ERP(W)	ERP(dBm)	ERP(W)
Lowest	QPSK	1	24	16.98	0.0499	4.89	0.0031
Middle		1	0	16.84	0.0483	4.95	0.0031
Highest		1	24	17.83	0.0607	5.73	0.0037
Lowest	16QAM	1	12	15.75	0.0376	3.70	0.0023
Middle		1	0	16.09	0.0406	4.12	0.0026
Highest		1	12	16.66	0.0463	4.50	0.0028
Limit	ERP < 3W			Result		PASS	

LTE Band 12/ 10MHz (Average)							
Channel	Modulation	RB		Horizontal		Vertical	
		Size	Offset	ERP(dBm)	ERP(W)	ERP(dBm)	ERP(W)
Lowest	QPSK	1	25	16.93	0.0493	4.79	0.0030
Middle		1	49	17.33	0.0541	5.21	0.0033
Highest		1	49	18.11	0.0647	5.91	0.0039
Lowest	16QAM	1	0	16.13	0.0410	4.27	0.0027
Middle		1	49	16.52	0.0449	4.47	0.0028
Highest		1	49	17.24	0.0530	4.96	0.0031
Limit	ERP < 3W			Result		PASS	





LTE Band 17 / 5MHz (Average)							
Channel	Modulation	RB		Horizontal		Vertical	
		Size	Offset	ERP(dBm)	ERP(W)	ERP(dBm)	ERP(W)
Lowest	QPSK	1	0	17.17	0.0521	5.17	0.0033
Middle		1	24	16.92	0.0492	4.87	0.0031
Highest		1	12	17.49	0.0561	5.31	0.0034
Lowest	16QAM	1	0	16.20	0.0417	4.36	0.0027
Middle		1	24	16.45	0.0442	4.38	0.0027
Highest		1	24	16.83	0.0482	4.75	0.0030
Limit	ERP < 3W			Result		PASS	

LTE Band 17 / 10MHz (Average)							
Channel	Modulation	RB		Horizontal		Vertical	
		Size	Offset	ERP(dBm)	ERP(W)	ERP(dBm)	ERP(W)
Lowest	QPSK	1	49	17.76	0.0597	5.76	0.0038
Middle		1	49	17.82	0.0605	5.65	0.0037
Highest		1	49	18.02	0.0634	5.83	0.0038
Lowest	16QAM	1	49	16.72	0.0470	4.88	0.0031
Middle		1	49	16.77	0.0475	4.82	0.0030
Highest		1	49	17.00	0.0501	4.96	0.0031
Limit	ERP < 3W			Result		PASS	



### Radiated Spurious Emission

LTE Band 2 / 1.4MHz / QPSK / RB Size 1 Offset 0									
Channel	Frequency ( MHz )	EIRP ( dBm )	Limit ( dBm )	Over Limit ( dB )	SPA Reading (dBm)	S.G. Power ( dBm )	TX Cable loss ( dB )	TX Antenna Gain (dBi)	Polarization (H/V)
Middle	3758.92	-62.78	-13	-49.78	-78.06	-68.82	6.56	12.60	H
	5638.38	-59.08	-13	-46.08	-78.43	-64.18	8	13.10	H
	7517.84	-57.52	-13	-44.52	-81.22	-59.25	9.57	11.30	H
	3758.92	-62.39	-13	-49.39	-77.94	-68.43	6.56	12.6	V
	5638.38	-58.83	-13	-45.83	-78.75	-63.93	8	13.1	V
	7517.84	-57.56	-13	-44.56	-81.29	-59.29	9.57	11.3	V

Remark: Spurious emissions within 30-1000MHz were found more than 20dB below limit line.

LTE Band 2 / 3MHz / QPSK / RB Size 1 Offset 0									
Channel	Frequency ( MHz )	EIRP ( dBm )	Limit ( dBm )	Over Limit ( dB )	SPA Reading (dBm)	S.G. Power ( dBm )	TX Cable loss ( dB )	TX Antenna Gain (dBi)	Polarization (H/V)
Middle	3757.48	-62.58	-13	-49.58	-77.86	-68.62	6.56	12.60	H
	5636.22	-59.01	-13	-46.01	-78.36	-64.11	8	13.10	H
	7514.96	-57.57	-13	-44.57	-81.30	-59.30	9.57	11.30	H
	3757.48	-62.03	-13	-49.03	-77.58	-68.07	6.56	12.6	V
	5636.22	-58.63	-13	-45.63	-78.55	-63.73	8	13.1	V
	7514.96	-57.49	-13	-44.49	-81.25	-59.22	9.57	11.3	V

Remark: Spurious emissions within 30-1000MHz were found more than 20dB below limit line.



LTE Band 2 / 5MHz / QPSK / RB Size 1 Offset 0									
Channel	Frequency ( MHz )	EIRP ( dBm )	Limit ( dBm )	Over Limit ( dB )	SPA Reading (dBm)	S.G. Power ( dBm )	TX Cable loss ( dB )	TX Antenna Gain (dBi)	Polarization (H/V)
Middle	3755.68	-62.32	-13	-49.32	-77.60	-68.36	6.56	12.60	H
	5633.52	-57.86	-13	-44.86	-77.21	-62.96	8	13.10	H
	7511.36	-57.23	-13	-44.23	-80.96	-58.96	9.57	11.30	H
	3755.68	-62.08	-13	-49.08	-77.63	-68.12	6.56	12.6	V
	5633.52	-57.55	-13	-44.55	-77.47	-62.65	8	13.1	V
	7511.36	-57.23	-13	-44.23	-80.99	-58.96	9.57	11.3	V

Remark: Spurious emissions within 30-1000MHz were found more than 20dB below limit line.

LTE Band 2 / 10MHz / QPSK / RB Size 1 Offset 0									
Channel	Frequency ( MHz )	EIRP ( dBm )	Limit ( dBm )	Over Limit ( dB )	SPA Reading (dBm)	S.G. Power ( dBm )	TX Cable loss ( dB )	TX Antenna Gain (dBi)	Polarization (H/V)
Middle	3751.18	-62.37	-13	-49.37	-77.65	-68.41	6.56	12.60	H
	5626.77	-58.74	-13	-45.74	-78.16	-63.84	8	13.10	H
	7502.36	-57.13	-13	-44.13	-80.97	-58.86	9.57	11.30	H
	3751.18	-61.96	-13	-48.96	-77.51	-68.00	6.56	12.6	V
	5626.77	-58.12	-13	-45.12	-78.12	-63.22	8	13.1	V
	7502.36	-57.16	-13	-44.16	-81.01	-58.89	9.57	11.3	V

Remark: Spurious emissions within 30-1000MHz were found more than 20dB below limit line.



LTE Band 2 / 15MHz / QPSK / RB Size 1 Offset 0									
Channel	Frequency ( MHz )	EIRP ( dBm )	Limit ( dBm )	Over Limit ( dB )	SPA Reading (dBm)	S.G. Power ( dBm )	TX Cable loss ( dB )	TX Antenna Gain (dBi)	Polarization (H/V)
Middle	3746.68	-62.06	-13	-49.06	-77.34	-68.10	6.56	12.60	H
	5620.02	-59.01	-13	-46.01	-78.43	-64.11	8	13.10	H
	7493.36	-57.21	-13	-44.21	-81.05	-58.94	9.57	11.30	H
	3746.68	-61.54	-13	-48.54	-77.09	-67.58	6.56	12.6	V
	5620.02	-58.49	-13	-45.49	-78.49	-63.59	8	13.1	V
	7493.36	-57.12	-13	-44.12	-80.97	-58.85	9.57	11.3	V

Remark: Spurious emissions within 30-1000MHz were found more than 20dB below limit line.

LTE Band 2 / 20MHz / QPSK / RB Size 1 Offset 0									
Channel	Frequency ( MHz )	EIRP ( dBm )	Limit ( dBm )	Over Limit ( dB )	SPA Reading (dBm)	S.G. Power ( dBm )	TX Cable loss ( dB )	TX Antenna Gain (dBi)	Polarization (H/V)
Middle	3742.18	-61.94	-13	-48.94	-77.20	-67.98	6.56	12.60	H
	5613.27	-58.64	-13	-45.64	-78.13	-63.74	8	13.10	H
	7484.36	-57.09	-13	-44.09	-81.04	-58.82	9.57	11.30	H
	3742.18	-61.61	-13	-48.61	-77.16	-67.65	6.56	12.6	V
	5613.27	-58.41	-13	-45.41	-78.48	-63.51	8	13.1	V
	7484.36	-57.17	-13	-44.17	-81.11	-58.90	9.57	11.3	V

Remark: Spurious emissions within 30-1000MHz were found more than 20dB below limit line.



LTE Band 4 / 1.4MHz / QPSK / RB Size 1 Offset 0									
Channel	Frequency ( MHz )	EIRP ( dBm )	Limit ( dBm )	Over Limit ( dB )	SPA Reading (dBm)	S.G. Power ( dBm )	TX Cable loss ( dB )	TX Antenna Gain (dBi)	Polarization (H/V)
Middle	3463.92	-63.84	-13	-50.84	-77.66	-70.26	6.18	12.60	H
	5195.88	-59.98	-13	-46.98	-79.31	-64.94	7.74	12.70	H
	6927.84	-57.86	-13	-44.86	-80.07	-60.56	9	11.70	H
	3463.92	-63.77	-13	-50.77	-77.95	-70.19	6.18	12.60	V
	5195.88	-59.00	-13	-46.00	-79	-63.96	7.74	12.70	V
	6927.84	-57.35	-13	-44.35	-80.09	-60.05	9	11.70	V

Remark: Spurious emissions within 30-1000MHz were found more than 20dB below limit line.

LTE Band 4 / 3MHz / QPSK / RB Size 1 Offset 0									
Channel	Frequency ( MHz )	EIRP ( dBm )	Limit ( dBm )	Over Limit ( dB )	SPA Reading (dBm)	S.G. Power ( dBm )	TX Cable loss ( dB )	TX Antenna Gain (dBi)	Polarization (H/V)
Middle	3462.48	-63.68	-13	-50.68	-77.50	-70.10	6.18	12.60	H
	5193.72	-59.96	-13	-46.96	-79.30	-64.92	7.74	12.70	H
	6924.96	-58.00	-13	-45.00	-80.21	-60.70	9	11.70	H
	3462.48	-63.74	-13	-50.74	-77.92	-70.16	6.18	12.60	V
	5193.72	-59.17	-13	-46.17	-79.18	-64.13	7.74	12.70	V
	6924.96	-57.48	-13	-44.48	-80.22	-60.18	9	11.70	V

Remark: Spurious emissions within 30-1000MHz were found more than 20dB below limit line.



LTE Band 4 / 5MHz / QPSK / RB Size 1 Offset 0									
Channel	Frequency ( MHz )	EIRP ( dBm )	Limit ( dBm )	Over Limit ( dB )	SPA Reading (dBm)	S.G. Power ( dBm )	TX Cable loss ( dB )	TX Antenna Gain (dBi)	Polarization (H/V)
Middle	3460.68	-63.58	-13	-50.58	-77.40	-70.00	6.18	12.60	H
	5191.02	-59.70	-13	-46.70	-79.04	-64.66	7.74	12.70	H
	6921.36	-57.91	-13	-44.91	-79.98	-60.61	9	11.70	H
	3460.68	-63.85	-13	-50.85	-78.03	-70.27	6.18	12.60	V
	5191.02	-59.02	-13	-46.02	-79.03	-63.98	7.74	12.70	V
	6921.36	-57.47	-13	-44.47	-80.09	-60.17	9	11.70	V

Remark: Spurious emissions within 30-1000MHz were found more than 20dB below limit line.

LTE Band 4 / 10MHz / QPSK / RB Size 1 Offset 0									
Channel	Frequency ( MHz )	EIRP ( dBm )	Limit ( dBm )	Over Limit ( dB )	SPA Reading (dBm)	S.G. Power ( dBm )	TX Cable loss ( dB )	TX Antenna Gain (dBi)	Polarization (H/V)
Middle	3456.18	-63.22	-13	-50.22	-76.88	-69.64	6.18	12.60	H
	5184.27	-59.14	-13	-46.14	-78.48	-64.10	7.74	12.70	H
	6912.36	-58.07	-13	-45.07	-80.14	-60.77	9	11.70	H
	3456.18	-63.62	-13	-50.62	-77.63	-70.04	6.18	12.60	V
	5184.27	-58.35	-13	-45.35	-78.37	-63.31	7.74	12.70	V
	6912.36	-57.59	-13	-44.59	-80.21	-60.29	9	11.70	V

Remark: Spurious emissions within 30-1000MHz were found more than 20dB below limit line.



LTE Band 4 / 15MHz / QPSK / RB Size 1 Offset 0									
Channel	Frequency ( MHz )	EIRP ( dBm )	Limit ( dBm )	Over Limit ( dB )	SPA Reading (dBm)	S.G. Power ( dBm )	TX Cable loss ( dB )	TX Antenna Gain (dBi)	Polarization (H/V)
Middle	3451.68	-63.30	-13	-50.30	-76.96	-69.72	6.18	12.60	H
	5177.52	-59.80	-13	-46.80	-79.14	-64.76	7.74	12.70	H
	6903.36	-58.11	-13	-45.11	-80.05	-60.81	9	11.70	H
	3451.68	-63.49	-13	-50.49	-77.5	-69.91	6.18	12.60	V
	5177.52	-58.81	-13	-45.81	-78.83	-63.77	7.74	12.70	V
	6903.36	-57.66	-13	-44.66	-80.16	-60.36	9	11.70	V

Remark: Spurious emissions within 30-1000MHz were found more than 20dB below limit line.

LTE Band 4 / 20MHz / QPSK / RB Size 1 Offset 0									
Channel	Frequency ( MHz )	EIRP ( dBm )	Limit ( dBm )	Over Limit ( dB )	SPA Reading (dBm)	S.G. Power ( dBm )	TX Cable loss ( dB )	TX Antenna Gain (dBi)	Polarization (H/V)
Middle	3447.18	-64.26	-13	-51.26	-77.92	-70.68	6.18	12.60	H
	5170.77	-59.67	-13	-46.67	-79.00	-64.63	7.74	12.70	H
	6894.36	-58.23	-13	-45.23	-80.18	-60.93	9	11.70	H
	3447.18	-63.91	-13	-50.91	-77.92	-70.33	6.18	12.60	V
	5170.77	-59.11	-13	-46.11	-79.14	-64.07	7.74	12.70	V
	6894.36	-57.65	-13	-44.65	-80.16	-60.35	9	11.70	V

Remark: Spurious emissions within 30-1000MHz were found more than 20dB below limit line.



LTE Band 7 / 5MHz / QPSK / RB Size 1 Offset 0									
Channel	Frequency ( MHz )	EIRP ( dBm )	Limit ( dBm )	Over Limit ( dB )	SPA Reading (dBm)	S.G. Power ( dBm )	TX Cable loss ( dB )	TX Antenna Gain (dBi)	Polarization (H/V)
Middle	5065.68	-58.12	-25	-33.12	-77.46	-69.88	0.94	12.70	H
	7598.52	-57.82	-25	-32.82	-80.88	-67.83	1.69	11.70	H
	10131.36	-53.38	-25	-28.38	-80.78	-64.04	1.44	12.10	H
	5065.68	-57.50	-25	-32.50	-77.63	-69.26	0.94	12.70	V
	7598.52	-58.51	-25	-33.51	-81.7	-68.52	1.69	11.70	V
	10131.36	-53.52	-25	-28.52	-80.69	-64.18	1.44	12.10	V

Remark: Spurious emissions within 30-1000MHz were found more than 20dB below limit line.

LTE Band 7 / 10MHz / QPSK / RB Size 1 Offset 0									
Channel	Frequency ( MHz )	EIRP ( dBm )	Limit ( dBm )	Over Limit ( dB )	SPA Reading (dBm)	S.G. Power ( dBm )	TX Cable loss ( dB )	TX Antenna Gain (dBi)	Polarization (H/V)
Middle	5061.18	-58.22	-25	-33.22	-77.56	-69.98	0.94	12.70	H
	7591.77	-57.77	-25	-32.77	-80.83	-67.78	1.69	11.70	H
	10122.36	-52.80	-25	-27.80	-80.20	-63.46	1.44	12.10	H
	5061.18	-58.87	-25	-33.87	-79	-70.63	0.94	12.70	V
	7591.77	-58.57	-25	-33.57	-81.76	-68.58	1.69	11.70	V
	10122.36	-53.20	-25	-28.20	-80.37	-63.86	1.44	12.10	V

Remark: Spurious emissions within 30-1000MHz were found more than 20dB below limit line.





LTE Band 7 / 15MHz / QPSK / RB Size 1 Offset 0									
Channel	Frequency ( MHz )	ERP ( dBm )	Limit ( dBm )	Over Limit ( dB )	SPA Reading (dBm)	S.G. Power ( dBm )	TX Cable loss ( dB )	TX Antenna Gain (dBi)	Polarization (H/V)
Middle	5056.68	-58.48	-25	-33.48	-77.82	-70.24	0.94	12.70	H
	7585.02	-58.57	-25	-33.57	-81.77	-68.58	1.69	11.70	H
	10113.36	-53.39	-25	-28.39	-80.85	-64.05	1.44	12.10	H
	5056.68	-57.71	-25	-32.71	-77.84	-69.47	0.94	12.70	V
	7585.02	-58.69	-25	-33.69	-82	-68.70	1.69	11.70	V
	10113.36	-53.54	-25	-28.54	-80.74	-64.20	1.44	12.10	V

Remark: Spurious emissions within 30-1000MHz were found more than 20dB below limit line.

LTE Band 7 / 20MHz / QPSK / RB Size 1 Offset 0									
Channel	Frequency ( MHz )	ERP ( dBm )	Limit ( dBm )	Over Limit ( dB )	SPA Reading (dBm)	S.G. Power ( dBm )	TX Cable loss ( dB )	TX Antenna Gain (dBi)	Polarization (H/V)
Middle	5052.18	-58.26	-25	-33.26	-77.59	-70.02	0.94	12.70	H
	7578.27	-58.32	-25	-33.32	-81.52	-68.33	1.69	11.70	H
	10104.36	-52.76	-25	-27.76	-80.22	-63.42	1.44	12.10	H
	5052.18	-58.01	-25	-33.01	-78.15	-69.77	0.94	12.70	V
	7578.27	-58.37	-25	-33.37	-81.68	-68.38	1.69	11.70	V
	10104.36	-52.98	-25	-27.98	-80.18	-63.64	1.44	12.10	V

Remark: Spurious emissions within 30-1000MHz were found more than 20dB below limit line.



LTE Band 12 / 1.4MHz / QPSK / RB Size 1 Offset 0									
Channel	Frequency ( MHz )	ERP ( dBm )	Limit ( dBm )	Over Limit ( dB )	SPA Reading (dBm)	S.G. Power ( dBm )	TX Cable loss ( dB )	TX Antenna Gain (dBi)	Polarization (H/V)
Middle	1413.92	-66.46	-13	-53.46	-74.21	-73.15	0.56	9.40	H
	2120.88	-62.73	-13	-49.73	-74.24	-70.44	0.74	10.60	H
	2827.84	-62.77	-13	-49.77	-75.50	-72.37	0.85	12.60	H
	3534.8	-61.95	-13	-48.95	-76.41	-71.51	0.89	12.60	H
	4241.76	-61.66	-13	-48.66	-78.37	-71.27	0.94	12.70	H
	1413.92	-67.79	-13	-54.79	-75.19	-74.48	0.56	9.40	V
	2120.88	-60.04	-13	-47.04	-71.67	-67.75	0.74	10.60	V
	2827.84	-62.30	-13	-49.30	-75.08	-71.90	0.85	12.60	V
	3534.8	-60.47	-13	-47.47	-75.31	-70.03	0.89	12.60	V
	4241.76	-60.71	-13	-47.71	-77.75	-70.32	0.94	12.70	V

Remark: Spurious emissions within 30-1000MHz were found more than 20dB below limit line.

LTE Band 12 / 3MHz / QPSK / RB Size 1 Offset 0									
Channel	Frequency ( MHz )	ERP ( dBm )	Limit ( dBm )	Over Limit ( dB )	SPA Reading (dBm)	S.G. Power ( dBm )	TX Cable loss ( dB )	TX Antenna Gain (dBi)	Polarization (H/V)
Middle	1412.3	-65.91	-13	-52.91	-73.66	-72.60	0.56	9.40	H
	2118.45	-63.78	-13	-50.78	-75.29	-71.49	0.74	10.60	H
	2824.6	-62.11	-13	-49.11	-74.80	-71.71	0.85	12.60	H
	3530.75	-61.62	-13	-48.62	-76.08	-71.18	0.89	12.60	H
	4237.44	-61.41	-13	-48.41	-78.05	-71.02	0.94	12.70	H
	1412.3	-67.61	-13	-54.61	-75.01	-74.30	0.56	9.40	V
	2118.45	-62.78	-13	-49.78	-74.41	-70.49	0.74	10.60	V
	2824.6	-61.06	-13	-48.06	-73.81	-70.66	0.85	12.60	V
	3530.75	-59.72	-13	-46.72	-74.56	-69.28	0.89	12.60	V
	4237.44	-60.54	-13	-47.54	-77.49	-70.15	0.94	12.70	V

Remark: Spurious emissions within 30-1000MHz were found more than 20dB below limit line.



LTE Band 12 / 5MHz / QPSK / RB Size 1 Offset 0									
Channel	Frequency ( MHz )	ERP ( dBm )	Limit ( dBm )	Over Limit ( dB )	SPA Reading (dBm)	S.G. Power ( dBm )	TX Cable loss ( dB )	TX Antenna Gain (dBi)	Polarization (H/V)
Middle	1410.5	-67.68	-13	-54.68	-75.43	-74.37	0.56	9.40	H
	2115.75	-65.74	-13	-52.74	-77.25	-73.45	0.74	10.60	H
	2821	-61.85	-13	-48.85	-74.53	-71.45	0.85	12.60	H
	3526.25	-61.10	-13	-48.10	-75.56	-70.66	0.89	12.60	H
	4231.5	-61.55	-13	-48.55	-78.19	-71.16	0.94	12.70	H
	1410.5	-67.97	-13	-54.97	-75.37	-74.66	0.56	9.40	V
	2115.75	-65.40	-13	-52.40	-77.03	-73.11	0.74	10.60	V
	2821	-61.38	-13	-48.38	-74.12	-70.98	0.85	12.60	V
	3526.25	-60.24	-13	-47.24	-75.08	-69.80	0.89	12.60	V
	4231.5	-60.65	-13	-47.65	-77.60	-70.26	0.94	12.70	V

Remark: Spurious emissions within 30-1000MHz were found more than 20dB below limit line.

LTE Band 12 / 10MHz / QPSK / RB Size 1 Offset 0									
Channel	Frequency ( MHz )	ERP ( dBm )	Limit ( dBm )	Over Limit ( dB )	SPA Reading (dBm)	S.G. Power ( dBm )	TX Cable loss ( dB )	TX Antenna Gain (dBi)	Polarization (H/V)
Middle	1406	-67.65	-13	-54.65	-75.40	-74.34	0.56	9.40	H
	2109	-65.92	-13	-52.92	-77.18	-73.63	0.74	10.60	H
	2812	-63.37	-13	-50.37	-76.05	-72.97	0.85	12.60	H
	3515	-62.78	-13	-49.78	-77.08	-72.34	0.89	12.60	H
	1406	-68.00	-13	-55.00	-75.40	-74.69	0.56	9.40	V
	2109	-65.54	-13	-52.54	-76.90	-73.25	0.74	10.60	V
	2812	-62.83	-13	-49.83	-75.57	-72.43	0.85	12.60	V
	3515	-61.43	-13	-48.43	-76.11	-70.99	0.89	12.60	V

Remark: Spurious emissions within 30-1000MHz were found more than 20dB below limit line.



LTE Band 17 / 5MHz / QPSK / RB Size 1 Offset 0									
Channel	Frequency ( MHz )	ERP ( dBm )	Limit ( dBm )	Over Limit ( dB )	SPA Reading (dBm)	S.G. Power ( dBm )	TX Cable loss ( dB )	TX Antenna Gain (dBi)	Polarization (H/V)
Middle	1415.68	-65.57	-13	-52.57	-73.32	-72.26	0.56	9.40	H
	2123.58	-62.97	-13	-49.97	-74.48	-70.68	0.74	10.60	H
	2831.36	-62.92	-13	-49.92	-75.65	-72.52	0.85	12.60	H
	3539.2	-61.68	-13	-48.68	-76.14	-71.24	0.89	12.60	H
	1415.68	-68.47	-13	-55.47	-75.87	-75.16	0.56	9.40	V
	2123.58	-65.98	-13	-52.98	-77.61	-73.69	0.74	10.60	V
	2831.36	-64.39	-13	-51.39	-77.17	-73.99	0.85	12.60	V
	3539.2	-63.72	-13	-50.72	-78.56	-73.28	0.89	12.60	V

Remark: Spurious emissions within 30-1000MHz were found more than 20dB below limit line.

LTE Band 17 / 10MHz / QPSK / RB Size 1 Offset 0									
Channel	Frequency ( MHz )	ERP ( dBm )	Limit ( dBm )	Over Limit ( dB )	SPA Reading (dBm)	S.G. Power ( dBm )	TX Cable loss ( dB )	TX Antenna Gain (dBi)	Polarization (H/V)
Middle	1411.18	-67.44	-13	-54.44	-75.19	-74.13	0.56	9.40	H
	2116.77	-63.42	-13	-50.42	-74.93	-71.13	0.74	10.60	H
	2822.36	-58.18	-13	-45.18	-70.86	-67.78	0.85	12.60	H
	3527.95	-60.17	-13	-47.17	-74.63	-69.73	0.89	12.60	H
	1411.18	-68.18	-13	-55.18	-75.58	-74.87	0.56	9.40	V
	2116.77	-59.51	-13	-46.51	-71.14	-67.22	0.74	10.60	V
	2822.36	-62.92	-13	-49.92	-75.66	-72.52	0.85	12.60	V
	3527.95	-62.29	-13	-49.29	-77.13	-71.85	0.89	12.60	V

Remark: Spurious emissions within 30-1000MHz were found more than 20dB below limit line.