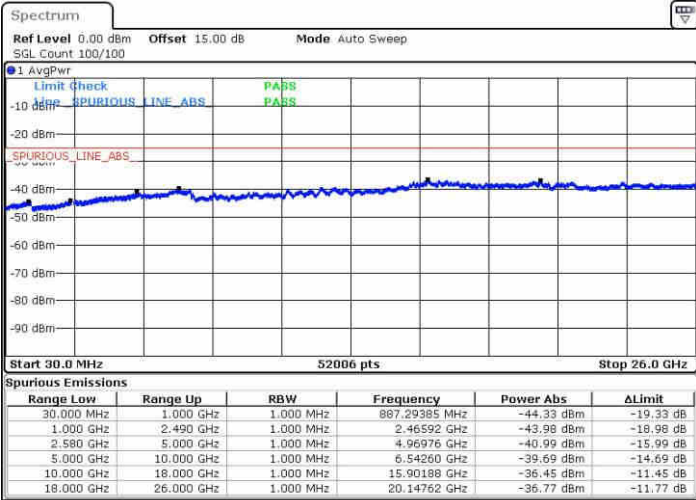




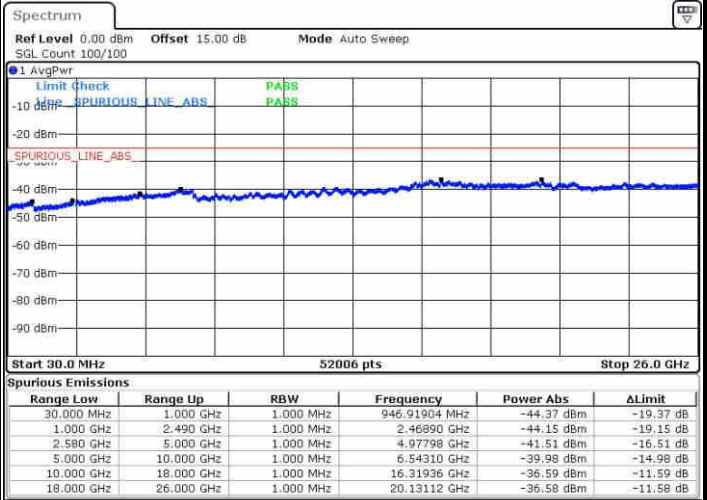
LTE Band 7 / 10MHz

Middle Channel / QPSK

Middle Channel / 16QAM



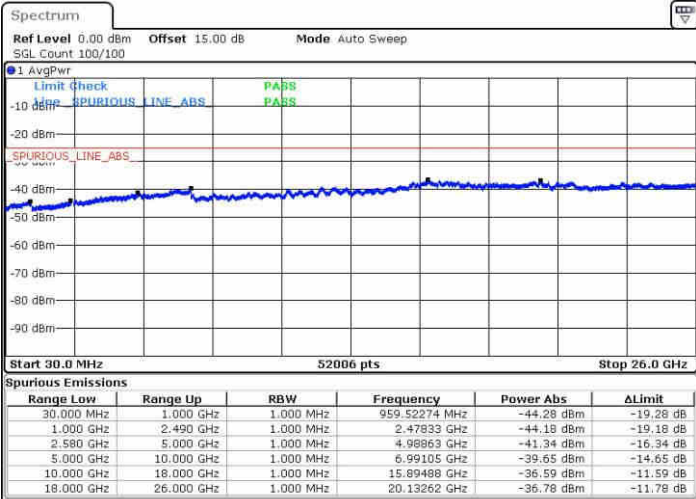
Date: 15 JAN 2016 22:37:03



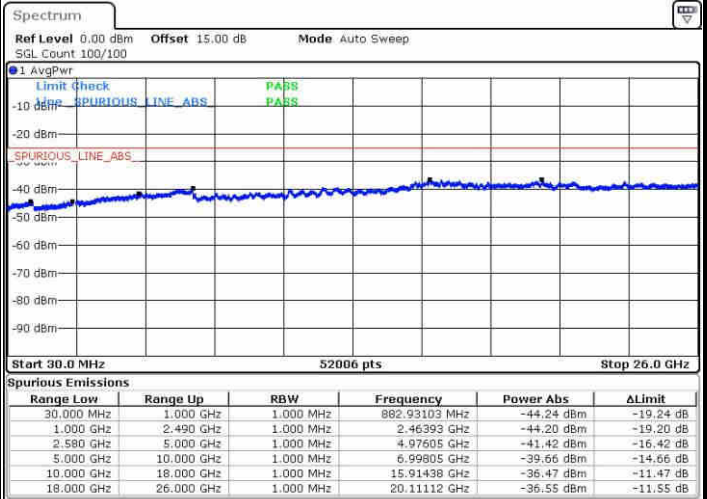
Date: 15 JAN 2016 22:37:58

Highest Channel / QPSK

Highest Channel / 16QAM



Date: 15 JAN 2016 22:44:09



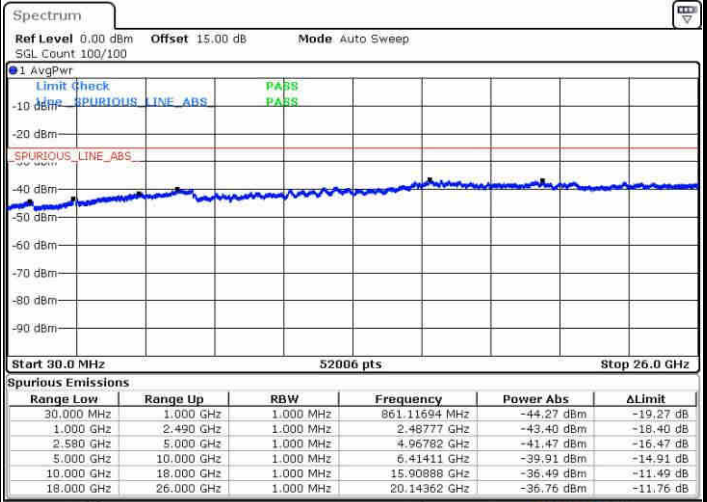
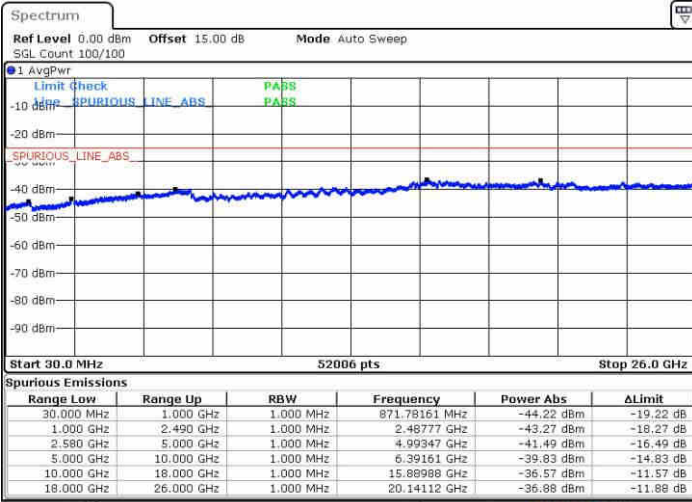
Date: 15 JAN 2016 22:45:03



LTE Band 7 / 15MHz

Lowest Channel / QPSK

Lowest Channel / 16QAM

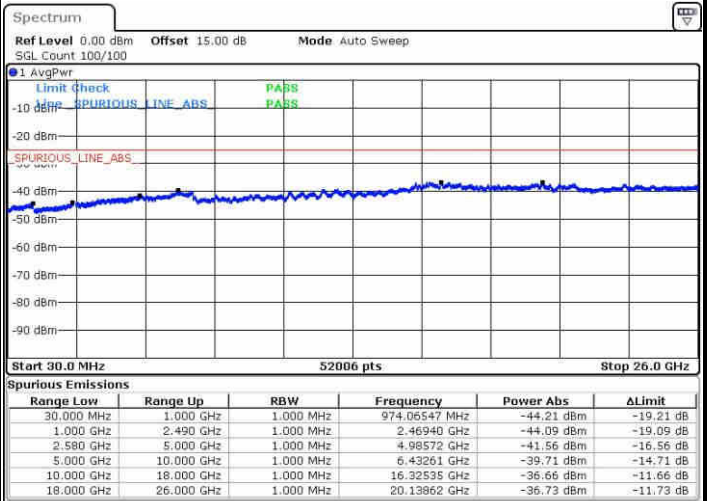
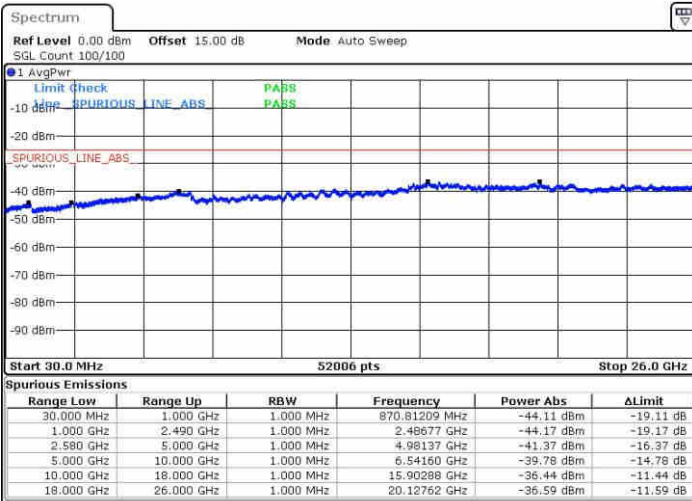


Date: 15 JAN 2016 22:51:14

Date: 15 JAN 2016 22:52:09

Middle Channel / QPSK

Middle Channel / 16QAM



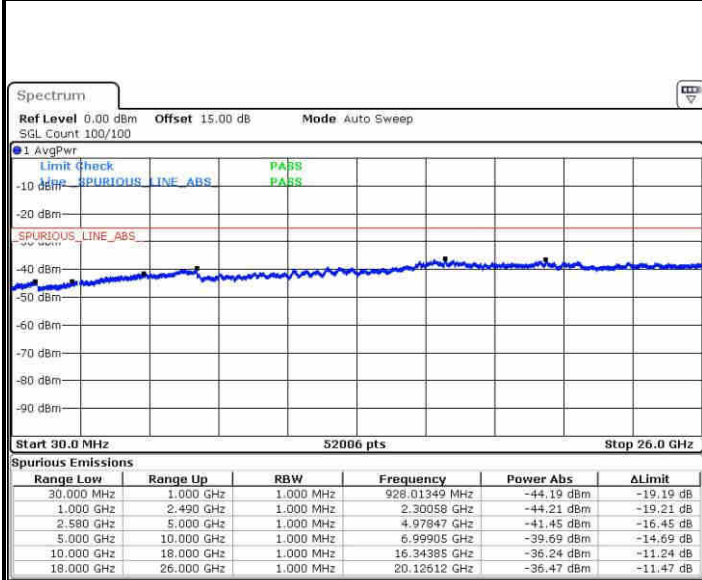
Date: 15 JAN 2016 22:53:46

Date: 15 JAN 2016 22:54:40



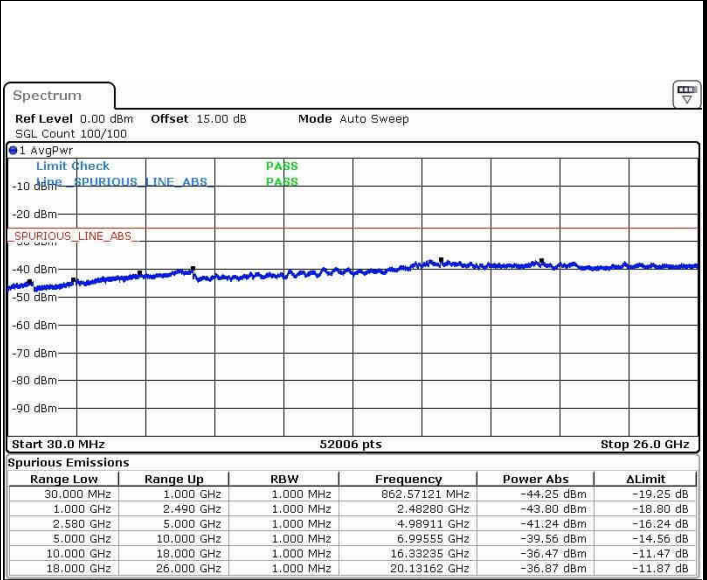
LTE Band 7 / 15MHz

Highest Channel / QPSK



Date: 15 JAN 2016 23:55:07

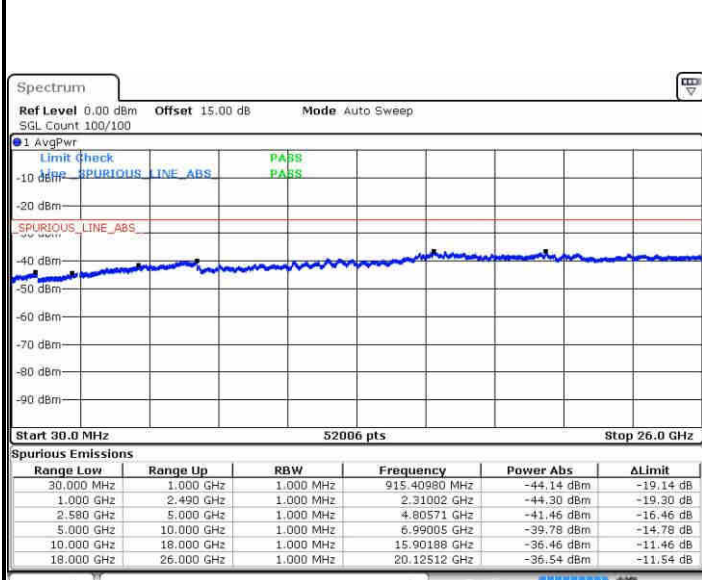
Highest Channel / 16QAM



Date: 15 JAN 2016 23:53:45

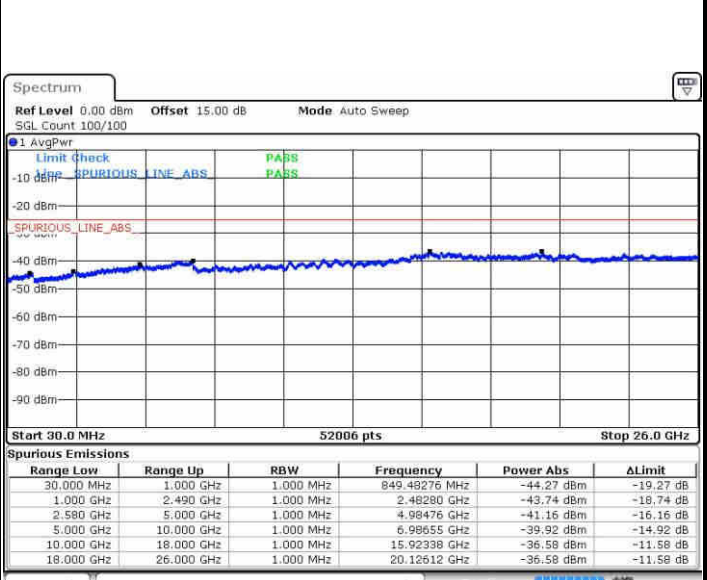
LTE Band 7 / 20MHz

Lowest Channel / QPSK



Date: 15 JAN 2016 23:07:57

Lowest Channel / 16QAM



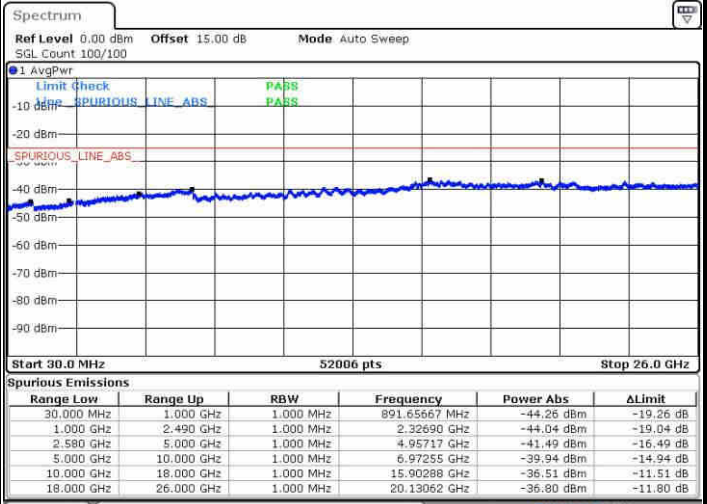
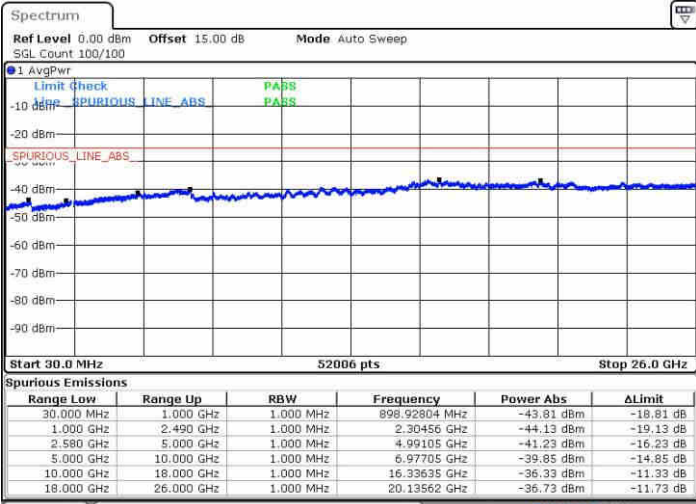
Date: 15 JAN 2016 23:08:52



LTE Band 7 / 20MHz

Middle Channel / QPSK

Middle Channel / 16QAM

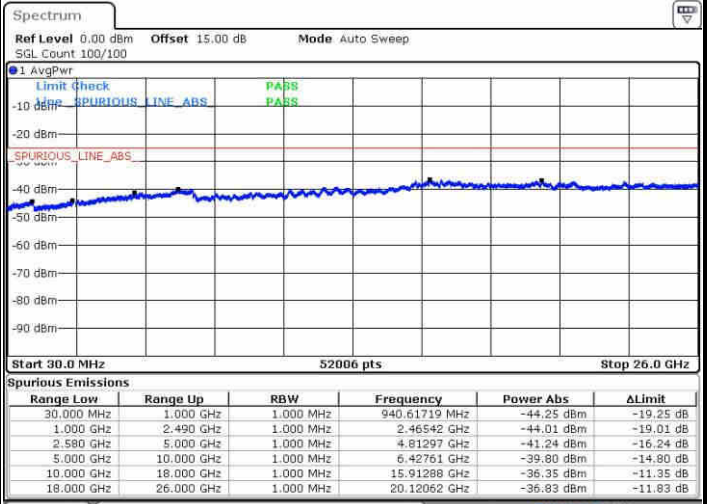
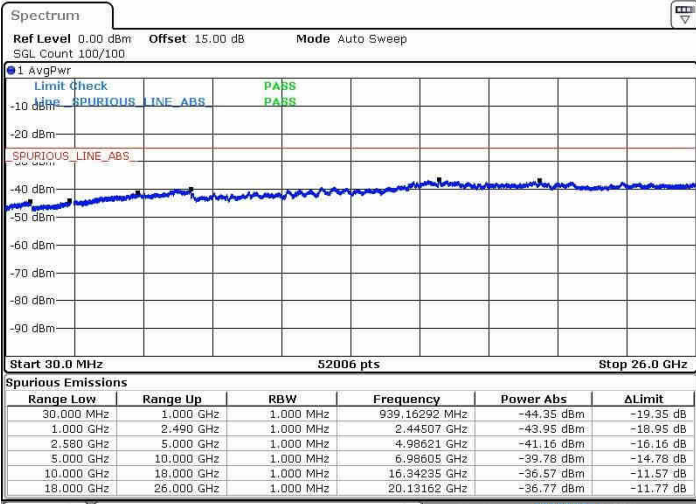


Date: 15 JAN 2016 23:10:29

Date: 15 JAN 2016 23:11:23

Highest Channel / QPSK

Highest Channel / 16QAM



Date: 15 JAN 2016 23:56:28

Date: 15 JAN 2016 23:57:34



Frequency Stability

Test Conditions		LTE Band 2 (QPSK) / Middle Channel	Limit
Temperature (°C)	Voltage (Volt)	BW 10MHz	Note 2.
		Deviation (ppm)	Result
50	Normal Voltage	0.0021	PASS
40	Normal Voltage	0.0101	
30	Normal Voltage	0.0011	
20(Ref.)	Normal Voltage	0.0000	
10	Normal Voltage	0.0069	
0	Normal Voltage	0.0005	
-10	Normal Voltage	0.0016	
-20	Normal Voltage	0.0106	
-30	Normal Voltage	0.0043	
20	Maximum Voltage	0.0011	
20	Normal Voltage	0.0000	
20	Battery End Point	0.0016	

Note:

1. Normal Voltage = 3.8V.; Battery End Point (BEP) = 3.5 V.; Maximum Voltage =4.35 V
2. Note: The frequency fundamental emissions stay within the authorized frequency block based on the frequency deviation measured is small.



Test Conditions		LTE Band 4 (QPSK) / Middle Channel	Limit
Temperature (°C)	Voltage (Volt)	BW 10MHz	Note 2.
		Deviation (ppm)	Result
50	Normal Voltage	0.0110	PASS
40	Normal Voltage	0.0087	
30	Normal Voltage	0.0092	
20(Ref.)	Normal Voltage	0.0000	
10	Normal Voltage	0.0006	
0	Normal Voltage	0.0098	
-10	Normal Voltage	0.0012	
-20	Normal Voltage	0.0110	
-30	Normal Voltage	0.0121	
20	Maximum Voltage	0.0087	
20	Normal Voltage	0.0075	
20	Battery End Point	0.0092	

Note:

1. Normal Voltage = 3.8V.; Battery End Point (BEP) = 3.5 V.; Maximum Voltage =4.35 V
2. Note: The frequency fundamental emissions stay within the authorized frequency block based on the frequency deviation measured is small.



Test Conditions		LTE Band 7 (QPSK) / Middle Channel	Limit
Temperature (°C)	Voltage (Volt)	BW 10MHz	Note 2.
		Deviation (ppm)	Result
50	Normal Voltage	0.0079	PASS
40	Normal Voltage	0.0071	
30	Normal Voltage	0.0004	
20(Ref.)	Normal Voltage	0.0000	
10	Normal Voltage	0.0059	
0	Normal Voltage	0.0008	
-10	Normal Voltage	0.0075	
-20	Normal Voltage	0.0083	
-30	Normal Voltage	0.0016	
20	Maximum Voltage	0.0067	
20	Normal Voltage	0.0063	
20	Battery End Point	0.0071	

Note:

1. Normal Voltage = 3.8V. ; Battery End Point (BEP) = 3.5 V.; Maximum Voltage =4.35 V
2. Note: The frequency fundamental emissions stay within the authorized frequency block based on the frequency deviation measured is small.



Appendix B. Test Results of Radiated Test

EIRP

LTE Band 2 / 1.4MHz (Average)							
Channel	Modulation	RB		Horizontal		Vertical	
		Size	Offset	EIRP(dBm)	EIRP(W)	EIRP(dBm)	EIRP(W)
Lowest	QPSK	3	3	20.80	0.1204	21.13	0.1296
Middle		3	0	20.78	0.1198	21.29	0.1346
Highest		1	0	20.51	0.1125	20.92	0.1235
Lowest	16QAM	1	3	19.75	0.0944	20.04	0.1008
Middle		1	3	19.64	0.0919	20.05	0.1012
Highest		1	0	19.54	0.0900	19.94	0.0987
Limit	EIRP < 2W			Result		PASS	

LTE Band 2 / 3MHz (Average)							
Channel	Modulation	RB		Horizontal		Vertical	
		Size	Offset	EIRP(dBm)	EIRP(W)	EIRP(dBm)	EIRP(W)
Lowest	QPSK	1	8	20.62	0.1154	20.95	0.1244
Middle		1	8	20.56	0.1138	20.99	0.1255
Highest		1	0	20.41	0.1098	20.85	0.1217
Lowest	16QAM	1	8	19.70	0.0933	20.02	0.1005
Middle		1	8	19.61	0.0914	20.02	0.1005
Highest		1	0	19.40	0.0870	19.83	0.0962
Limit	EIRP < 2W			Result		PASS	



LTE Band 2 / 5MHz (Average)							
Channel	Modulation	RB		Horizontal		Vertical	
		Size	Offset	EIRP(dBm)	EIRP(W)	EIRP(dBm)	EIRP(W)
Lowest	QPSK	1	12	20.57	0.1140	20.89	0.1228
Middle		1	12	20.58	0.1143	20.96	0.1248
Highest		1	0	20.31	0.1074	20.74	0.1186
Lowest	16QAM	1	12	19.69	0.0932	20.09	0.1021
Middle		1	12	19.68	0.0928	20.09	0.1021
Highest		1	0	19.35	0.0861	19.88	0.0972
Limit	EIRP < 2W			Result		PASS	

LTE Band 2 / 10MHz (Average)							
Channel	Modulation	RB		Horizontal		Vertical	
		Size	Offset	EIRP(dBm)	EIRP(W)	EIRP(dBm)	EIRP(W)
Lowest	QPSK	1	25	20.58	0.1142	20.88	0.1224
Middle		1	0	20.53	0.1131	20.86	0.1220
Highest		1	0	20.37	0.1088	20.85	0.1215
Lowest	16QAM	1	25	19.78	0.0950	20.12	0.1027
Middle		1	0	19.58	0.0907	19.95	0.0987
Highest		1	0	19.42	0.0875	19.98	0.0995
Limit	EIRP < 2W			Result		PASS	



LTE Band 2 / 15MHz (Average)							
Channel	Modulation	RB		Horizontal		Vertical	
		Size	Offset	EIRP(dBm)	EIRP(W)	EIRP(dBm)	EIRP(W)
Lowest	QPSK	1	37	20.66	0.1165	20.97	0.1250
Middle		1	37	20.56	0.1139	20.95	0.1245
Highest		1	0	20.31	0.1075	20.80	0.1202
Lowest	16QAM	1	37	19.91	0.0979	20.26	0.1061
Middle		1	0	19.59	0.0911	19.94	0.0987
Highest		1	0	19.52	0.0895	20.07	0.1017
Limit	EIRP < 2W			Result		PASS	

LTE Band 2 / 20MHz (Average)							
Channel	Modulation	RB		Horizontal		Vertical	
		Size	Offset	EIRP(dBm)	EIRP(W)	EIRP(dBm)	EIRP(W)
Lowest	QPSK	1	0	20.69	0.1171	20.95	0.1245
Middle		1	0	20.59	0.1147	20.93	0.1239
Highest		1	0	20.49	0.1120	21.02	0.1266
Lowest	16QAM	1	99	19.74	0.0942	20.04	0.1008
Middle		1	0	19.69	0.0931	20.05	0.1011
Highest		1	0	19.61	0.0913	20.19	0.1045
Limit	EIRP < 2W			Result		PASS	



LTE Band 4 / 1.4MHz (Average)							
Channel	Modulation	RB		Horizontal		Vertical	
		Size	Offset	EIRP(dBm)	EIRP(W)	EIRP(dBm)	EIRP(W)
Lowest	QPSK	3	0	20.40	0.1097	20.53	0.1130
Middle		3	0	20.98	0.1253	21.14	0.1301
Highest		3	0	21.11	0.1292	21.20	0.1318
Lowest	16QAM	1	3	19.32	0.0854	19.50	0.0891
Middle		1	3	20.01	0.1002	20.13	0.1031
Highest		1	3	20.04	0.1009	20.08	0.1020
Limit	EIRP < 1W			Result		PASS	

LTE Band 4 / 3MHz (Average)							
Channel	Modulation	RB		Horizontal		Vertical	
		Size	Offset	EIRP(dBm)	EIRP(W)	EIRP(dBm)	EIRP(W)
Lowest	QPSK	1	8	20.13	0.1031	20.35	0.1083
Middle		1	8	20.79	0.1199	20.97	0.1251
Highest		1	8	20.87	0.1222	20.96	0.1248
Lowest	16QAM	1	8	19.37	0.0865	19.53	0.0897
Middle		1	8	20.09	0.1021	20.21	0.1050
Highest		1	8	20.07	0.1015	20.08	0.1019
Limit	EIRP < 1W			Result		PASS	



LTE Band 4 / 5MHz (Average)							
Channel	Modulation	RB		Horizontal		Vertical	
		Size	Offset	EIRP(dBm)	EIRP(W)	EIRP(dBm)	EIRP(W)
Lowest	QPSK	1	12	20.02	0.1004	20.25	0.1058
Middle		1	12	20.71	0.1178	20.88	0.1224
Highest		1	12	20.91	0.1232	21.00	0.1259
Lowest	16QAM	1	12	19.38	0.0866	19.48	0.0887
Middle		1	12	20.01	0.1003	20.13	0.1030
Highest		1	12	20.03	0.1007	20.04	0.1010
Limit	EIRP < 1W			Result		PASS	

LTE Band 4/ 10MHz (Average)							
Channel	Modulation	RB		Horizontal		Vertical	
		Size	Offset	EIRP(dBm)	EIRP(W)	EIRP(dBm)	EIRP(W)
Lowest	QPSK	1	25	20.28	0.1066	20.45	0.1109
Middle		1	25	20.73	0.1183	20.96	0.1247
Highest		1	0	20.78	0.1198	20.92	0.1235
Lowest	16QAM	1	25	19.46	0.0883	19.52	0.0896
Middle		1	25	20.00	0.1001	20.12	0.1028
Highest		1	0	20.08	0.1018	20.08	0.1018
Limit	EIRP < 1W			Result		PASS	



LTE Band 4 / 15MHz (Average)							
Channel	Modulation	RB		Horizontal		Vertical	
		Size	Offset	EIRP(dBm)	EIRP(W)	EIRP(dBm)	EIRP(W)
Lowest	QPSK	1	37	20.40	0.1097	20.53	0.1130
Middle		1	37	20.77	0.1193	20.99	0.1257
Highest		1	0	20.86	0.1220	21.06	0.1278
Lowest	16QAM	1	37	19.67	0.0926	19.77	0.0948
Middle		1	37	20.07	0.1016	20.28	0.1067
Highest		1	0	20.07	0.1016	20.28	0.1067
Limit	EIRP < 1W			Result		PASS	

LTE Band 4 / 20MHz (Average)							
Channel	Modulation	RB		Horizontal		Vertical	
		Size	Offset	EIRP(dBm)	EIRP(W)	EIRP(dBm)	EIRP(W)
Lowest	QPSK	1	0	20.15	0.1035	20.42	0.1102
Middle		1	0	20.59	0.1147	20.73	0.1182
Highest		1	0	20.88	0.1223	21.05	0.1273
Lowest	16QAM	1	0	19.36	0.0862	19.62	0.0916
Middle		1	49	20.06	0.1014	20.27	0.1064
Highest		1	0	20.08	0.1018	20.25	0.1059
Limit	EIRP < 1W			Result		PASS	



LTE Band 7 / 5MHz (Average)							
Channel	Modulation	RB		Horizontal		Vertical	
		Size	Offset	EIRP(dBm)	EIRP(W)	EIRP(dBm)	EIRP(W)
Lowest	QPSK	1	12	16.84	0.0483	17.11	0.0515
Middle		1	12	16.68	0.0466	16.68	0.0465
Highest		1	0	15.93	0.0391	16.28	0.0425
Lowest	16QAM	1	12	15.84	0.0384	16.05	0.0403
Middle		1	12	15.89	0.0388	15.86	0.0385
Highest		1	0	15.07	0.0322	15.34	0.0342
Limit	EIRP < 2W			Result		PASS	

LTE Band 7 / 10MHz (Average)							
Channel	Modulation	RB		Horizontal		Vertical	
		Size	Offset	EIRP(dBm)	EIRP(W)	EIRP(dBm)	EIRP(W)
Lowest	QPSK	1	0	16.89	0.0489	17.10	0.0513
Middle		1	25	16.74	0.0472	16.70	0.0468
Highest		1	49	15.86	0.0385	16.19	0.0416
Lowest	16QAM	1	0	15.90	0.0389	16.06	0.0403
Middle		1	25	15.84	0.0383	15.81	0.0381
Highest		1	49	14.88	0.0308	15.19	0.0330
Limit	EIRP < 2W			Result		PASS	



LTE Band 7 / 15MHz (Average)							
Channel	Modulation	RB		Horizontal		Vertical	
		Size	Offset	EIRP(dBm)	EIRP(W)	EIRP(dBm)	EIRP(W)
Lowest	QPSK	1	0	16.95	0.0496	17.19	0.0524
Middle		1	37	16.76	0.0475	16.70	0.0468
Highest		1	74	15.97	0.0395	16.26	0.0422
Lowest	16QAM	1	0	15.98	0.0397	16.15	0.0412
Middle		1	37	15.88	0.0387	15.84	0.0383
Highest		1	74	15.01	0.0317	15.29	0.0338
Limit	EIRP < 2W			Result		PASS	

LTE Band 7 / 20MHz (Average)							
Channel	Modulation	RB		Horizontal		Vertical	
		Size	Offset	EIRP(dBm)	EIRP(W)	EIRP(dBm)	EIRP(W)
Lowest	QPSK	1	99	15.21	0.0332	15.07	0.0321
Middle		1	99	16.37	0.0434	16.38	0.0434
Highest		1	99	15.99	0.0397	16.25	0.0421
Lowest	16QAM	1	0	15.95	0.0394	16.12	0.0410
Middle		1	49	15.83	0.0383	15.80	0.0380
Highest		1	99	15.02	0.0318	15.29	0.0338
Limit	EIRP < 2W			Result		PASS	



Radiated Spurious Emission

LTE Band 2 / 1.4MHz / QPSK / RB Size 1 Offset 0									
Channel	Frequency (MHz)	EIRP (dBm)	Limit (dBm)	Over Limit (dB)	SPA Reading (dBm)	S.G. Power (dBm)	TX Cable loss (dB)	TX Antenna Gain (dBi)	Polarization (H/V)
Lowest	3700.32	-50.92	-13	-37.92	-65.42	-51.29	7.73	8.10	H
	5550.48	-30.19	-13	-17.19	-50.75	-31.09	9.5	10.40	H
	7400.64	-47.38	-13	-34.38	-67.79	-48.00	11.08	11.70	H
	3700.32	-50.19	-13	-37.19	-65.28	-50.56	7.73	8.1	V
	5550.48	-26.76	-13	-13.76	-48.16	-27.66	9.5	10.4	V
	7400.64	-47.57	-13	-34.57	-68.07	-48.19	11.08	11.7	V
Middle	3758.92	-50.88	-13	-37.88	-65.38	-51.25	7.73	8.10	H
	5638.38	-31.22	-13	-18.22	-51.73	-32.12	9.5	10.40	H
	7517.84	-47.17	-13	-34.17	-67.58	-47.79	11.08	11.70	H
	3758.92	-50.59	-13	-37.59	-65.68	-50.96	7.73	8.1	V
	5638.38	-29.53	-13	-16.53	-50.63	-30.43	9.5	10.4	V
	7517.84	-46.53	-13	-33.53	-67.03	-47.15	11.08	11.7	V
Highest	3817.52	-49.01	-13	-36.01	-63.51	-49.38	7.73	8.10	H
	5726.28	-30.43	-13	-17.43	-50.99	-31.33	9.5	10.40	H
	7635.04	-46.89	-13	-33.89	-67.30	-47.51	11.08	11.70	H
	3817.52	-47.13	-13	-34.13	-62.22	-47.50	7.73	8.1	V
	5726.28	-29.20	-13	-16.20	-50.32	-30.10	9.5	10.4	V
	7635.04	-46.42	-13	-33.42	-66.92	-47.04	11.08	11.7	V

Remark: Spurious emissions within 30-1000MHz were found more than 20dB below limit line.



LTE Band 2 / 3MHz / QPSK / RB Size 1 Offset 0									
Channel	Frequency (MHz)	EIRP (dBm)	Limit (dBm)	Over Limit (dB)	SPA Reading (dBm)	S.G. Power (dBm)	TX Cable loss (dB)	TX Antenna Gain (dBi)	Polarization (H/V)
Lowest	3700.48	-50.64	-13	-37.64	-65.14	-51.01	7.73	8.10	H
	5550.72	-29.58	-13	-16.58	-50.22	-30.48	9.5	10.40	H
	7400.96	-46.68	-13	-33.68	-67.09	-47.30	11.08	11.70	H
	3700.48	-49.26	-13	-36.26	-64.35	-49.63	7.73	8.1	V
	5550.72	-26.45	-13	-13.45	-47.88	-27.35	9.5	10.4	V
	7400.96	-47.86	-13	-34.86	-68.36	-48.48	11.08	11.7	V
Middle	3757.48	-50.99	-13	-37.99	-65.49	-51.36	7.73	8.10	H
	5636.22	-32.35	-13	-19.35	-52.58	-33.25	9.5	10.40	H
	7514.96	-47.20	-13	-34.20	-67.61	-47.82	11.08	11.70	H
	3757.48	-50.35	-13	-37.35	-65.44	-50.72	7.73	8.1	V
	5636.22	-28.79	-13	-15.79	-49.94	-29.69	9.5	10.4	V
	7514.96	-46.54	-13	-33.54	-67.04	-47.16	11.08	11.7	V
Highest	3814.48	-50.63	-13	-37.63	-65.13	-51.00	7.73	8.10	H
	5721.72	-31.41	-13	-18.41	-51.88	-32.31	9.5	10.40	H
	7628.96	-46.49	-13	-33.49	-66.90	-47.11	11.08	11.70	H
	3814.48	-49.56	-13	-36.56	-64.65	-49.93	7.73	8.1	V
	5721.72	-29.11	-13	-16.11	-50.23	-30.01	9.5	10.4	V
	7628.96	-46.36	-13	-33.36	-66.86	-46.98	11.08	11.7	V

Remark: Spurious emissions within 30-1000MHz were found more than 20dB below limit line.



LTE Band 2 / 5MHz / QPSK / RB Size 1 Offset 0									
Channel	Frequency (MHz)	EIRP (dBm)	Limit (dBm)	Over Limit (dB)	SPA Reading (dBm)	S.G. Power (dBm)	TX Cable loss (dB)	TX Antenna Gain (dBi)	Polarization (H/V)
Lowest	3700.68	-50.57	-13	-37.57	-65.07	-50.94	7.73	8.10	H
	5551.02	-29.87	-13	-16.87	-50.45	-30.77	9.5	10.40	H
	7401.36	-46.83	-13	-33.83	-67.24	-47.45	11.08	11.70	H
	3700.68	-50.68	-13	-37.68	-65.77	-51.05	7.73	8.1	V
	5551.02	-26.48	-13	-13.48	-47.91	-27.38	9.5	10.4	V
	7401.36	-47.75	-13	-34.75	-68.25	-48.37	11.08	11.7	V
Middle	3755.68	-51.36	-13	-38.36	-65.86	-51.73	7.73	8.10	H
	5633.52	-33.12	-13	-20.12	-53.16	-34.02	9.5	10.40	H
	7511.36	-47.19	-13	-34.19	-67.60	-47.81	11.08	11.70	H
	3755.68	-50.72	-13	-37.72	-65.81	-51.09	7.73	8.1	V
	5633.52	-29.92	-13	-16.92	-51.01	-30.82	9.5	10.4	V
	7511.36	-46.62	-13	-33.62	-67.12	-47.24	11.08	11.7	V
Highest	3814.48	-50.91	-13	-37.91	-65.41	-51.28	7.73	8.10	H
	5721.72	-31.42	-13	-18.42	-51.89	-32.32	9.5	10.40	H
	7628.96	-46.51	-13	-33.51	-66.92	-47.13	11.08	11.70	H
	3814.48	-50.36	-13	-37.36	-65.45	-50.73	7.73	8.1	V
	5721.72	-29.82	-13	-16.82	-50.91	-30.72	9.5	10.4	V
	7628.96	-46.28	-13	-33.28	-66.78	-46.90	11.08	11.7	V

Remark: Spurious emissions within 30-1000MHz were found more than 20dB below limit line.



LTE Band 2 / 10MHz / QPSK / RB Size 1 Offset 0									
Channel	Frequency (MHz)	EIRP (dBm)	Limit (dBm)	Over Limit (dB)	SPA Reading (dBm)	S.G. Power (dBm)	TX Cable loss (dB)	TX Antenna Gain (dBi)	Polarization (H/V)
Lowest	3701.18	-50.70	-13	-37.70	-65.20	-51.07	7.73	8.10	H
	5551.77	-29.47	-13	-16.47	-50.13	-30.37	9.5	10.40	H
	7402.36	-47.28	-13	-34.28	-67.69	-47.90	11.08	11.70	H
	3701.18	-49.81	-13	-36.81	-64.9	-50.18	7.73	8.1	V
	5551.77	-26.76	-13	-13.76	-48.16	-27.66	9.5	10.4	V
	7402.36	-47.71	-13	-34.71	-68.21	-48.33	11.08	11.7	V
Middle	3751.18	-50.84	-13	-37.84	-65.34	-51.21	7.73	8.10	H
	5626.77	-33.85	-13	-20.85	-53.90	-34.75	9.5	10.40	H
	7502.36	-46.71	-13	-33.71	-67.12	-47.33	11.08	11.70	H
	3751.18	-50.72	-13	-37.72	-65.81	-51.09	7.73	8.1	V
	5626.77	-32.98	-13	-19.98	-53.52	-33.88	9.5	10.4	V
	7502.36	-45.66	-13	-32.66	-66.16	-46.28	11.08	11.7	V
Highest	3801.18	-49.07	-13	-36.07	-63.57	-49.44	7.73	8.10	H
	5701.77	-33.85	-13	-20.85	-53.90	-34.75	9.5	10.40	H
	7602.36	-46.04	-13	-33.04	-66.45	-46.66	11.08	11.70	H
	3801.18	-50.47	-13	-37.47	-65.56	-50.84	7.73	8.1	V
	5701.77	-31.18	-13	-18.18	-52.02	-32.08	9.5	10.4	V
	7602.36	-46.32	-13	-33.32	-66.82	-46.94	11.08	11.7	V

Remark: Spurious emissions within 30-1000MHz were found more than 20dB below limit line.



LTE Band 2 / 15MHz / QPSK / RB Size 1 Offset 0									
Channel	Frequency (MHz)	EIRP (dBm)	Limit (dBm)	Over Limit (dB)	SPA Reading (dBm)	S.G. Power (dBm)	TX Cable loss (dB)	TX Antenna Gain (dBi)	Polarization (H/V)
Lowest	3701.68	-51.20	-13	-38.20	-65.70	-51.57	7.73	8.10	H
	5552.52	-30.65	-13	-17.65	-51.21	-31.55	9.5	10.40	H
	7403.36	-47.51	-13	-34.51	-67.92	-48.13	11.08	11.70	H
	3701.68	-50.73	-13	-37.73	-65.82	-51.10	7.73	8.1	V
	5552.52	-27.11	-13	-14.11	-48.47	-28.01	9.5	10.4	V
	7403.36	-48.04	-13	-35.04	-68.54	-48.66	11.08	11.7	V
Middle	3746.68	-51.58	-13	-38.58	-66.08	-51.95	7.73	8.10	H
	5620.02	-35.58	-13	-22.58	-55.12	-36.48	9.5	10.40	H
	7493.36	-46.86	-13	-33.86	-67.27	-47.48	11.08	11.70	H
	3746.68	-50.78	-13	-37.78	-65.87	-51.15	7.73	8.1	V
	5620.02	-31.89	-13	-18.89	-52.62	-32.79	9.5	10.4	V
	7493.36	-47.27	-13	-34.27	-67.77	-47.89	11.08	11.7	V
Highest	3791.68	-50.77	-13	-37.77	-65.27	-51.14	7.73	8.10	H
	5687.52	-30.70	-13	-17.70	-51.26	-31.60	9.5	10.40	H
	7583.36	-46.85	-13	-33.85	-67.26	-47.47	11.08	11.70	H
	3791.68	-49.27	-13	-36.27	-64.36	-49.64	7.73	8.1	V
	5687.52	-29.64	-13	-16.64	-50.74	-30.54	9.5	10.4	V
	7583.36	-46.46	-13	-33.46	-66.96	-47.08	11.08	11.7	V

Remark: Spurious emissions within 30-1000MHz were found more than 20dB below limit line.



LTE Band 2 / 20MHz / QPSK / RB Size 1 Offset 0									
Channel	Frequency (MHz)	EIRP (dBm)	Limit (dBm)	Over Limit (dB)	SPA Reading (dBm)	S.G. Power (dBm)	TX Cable loss (dB)	TX Antenna Gain (dBi)	Polarization (H/V)
Lowest	3702.18	-50.58	-13	-37.58	-65.08	-50.95	7.73	8.10	H
	5553.27	-28.85	-13	-15.85	-49.64	-29.75	9.5	10.40	H
	7404.36	-47.53	-13	-34.53	-67.94	-48.15	11.08	11.70	H
	3702.18	-50.04	-13	-37.04	-65.13	-50.41	7.73	8.1	V
	5553.27	-27.01	-13	-14.01	-48.38	-27.91	9.5	10.4	V
	7404.36	-47.45	-13	-34.45	-67.95	-48.07	11.08	11.7	V
Middle	3742.18	-51.41	-13	-38.41	-65.91	-51.78	7.73	8.10	H
	5613.27	-35.38	-13	-22.38	-54.98	-36.28	9.5	10.40	H
	7484.36	-47.61	-13	-34.61	-68.02	-48.23	11.08	11.70	H
	3742.18	-50.46	-13	-37.46	-65.55	-50.83	7.73	8.1	V
	5613.27	-34.49	-13	-21.49	-54.39	-35.39	9.5	10.4	V
	7484.36	-47.04	-13	-34.04	-67.54	-47.66	11.08	11.7	V
Highest	3782.18	-48.87	-13	-35.87	-63.37	-49.24	7.73	8.10	H
	5673.27	-28.37	-13	-15.37	-49.28	-29.27	9.5	10.40	H
	7564.36	-46.81	-13	-33.81	-67.22	-47.43	11.08	11.70	H
	3782.18	-48.79	-13	-35.79	-63.88	-49.16	7.73	8.1	V
	5673.27	-27.72	-13	-14.72	-48.99	-28.62	9.5	10.4	V
	7564.36	-46.87	-13	-33.87	-67.37	-47.49	11.08	11.7	V

Remark: Spurious emissions within 30-1000MHz were found more than 20dB below limit line.



LTE Band 4 / 1.4MHz / QPSK / RB Size 1 Offset 0									
Channel	Frequency (MHz)	EIRP (dBm)	Limit (dBm)	Over Limit (dB)	SPA Reading (dBm)	S.G. Power (dBm)	TX Cable loss (dB)	TX Antenna Gain (dBi)	Polarization (H/V)
Lowest	3420.32	-50.35	-13	-37.35	-65.10	-55.62	7.33	12.60	H
	5130.48	-45.44	-13	-32.44	-63.44	-48.99	9.15	12.70	H
	6840.64	-47.44	-13	-34.44	-66.25	-48.50	10.64	11.70	H
	3420.32	-52.96	-13	-39.96	-64.54	-58.23	7.33	12.60	V
	5130.48	-38.24	-13	-25.24	-56.45	-41.79	9.15	12.70	V
	6840.64	-48.10	-13	-35.10	-66.19	-49.16	10.64	11.70	V
Middle	3463.74	-50.82	-13	-37.82	-65.57	-56.09	7.33	12.60	H
	5195.61	-47.03	-13	-34.03	-65.03	-50.58	9.15	12.70	H
	6927.48	-47.35	-13	-34.35	-66.16	-48.41	10.64	11.70	H
	3463.74	-54.70	-13	-41.70	-66.28	-59.97	7.33	12.60	V
	5195.61	-40.02	-13	-27.02	-57.59	-43.57	9.15	12.70	V
	6927.48	-47.63	-13	-34.63	-65.72	-48.69	10.64	11.70	V
Highest	3507.52	-51.03	-13	-38.03	-65.78	-56.30	7.33	12.60	H
	5261.28	-43.94	-13	-30.94	-61.94	-47.49	9.15	12.70	H
	7015.04	-48.24	-13	-35.24	-67.05	-49.30	10.64	11.70	H
	3507.52	-54.07	-13	-41.07	-65.65	-59.34	7.33	12.60	V
	5261.28	-32.99	-13	-19.99	-52.84	-36.54	9.15	12.70	V
	7015.04	-47.36	-13	-34.36	-65.45	-48.42	10.64	11.70	V

Remark: Spurious emissions within 30-1000MHz were found more than 20dB below limit line.



LTE Band 4 / 3MHz / QPSK / RB Size 1 Offset 0									
Channel	Frequency (MHz)	EIRP (dBm)	Limit (dBm)	Over Limit (dB)	SPA Reading (dBm)	S.G. Power (dBm)	TX Cable loss (dB)	TX Antenna Gain (dBi)	Polarization (H/V)
Lowest	3420.48	-51.50	-13	-38.50	-66.25	-56.77	7.33	12.60	H
	5130.72	-45.92	-13	-32.92	-63.92	-49.47	9.15	12.70	H
	6840.96	-47.69	-13	-34.69	-66.50	-48.75	10.64	11.70	H
	3420.48	-52.79	-13	-39.79	-64.37	-58.06	7.33	12.60	V
	5130.72	-40.23	-13	-27.23	-57.68	-43.78	9.15	12.70	V
	6840.96	-48.77	-13	-35.77	-66.86	-49.83	10.64	11.70	V
Middle	3462.48	-51.04	-13	-38.04	-65.79	-56.31	7.33	12.60	H
	5193.72	-46.43	-13	-33.43	-64.43	-49.98	9.15	12.70	H
	6924.96	-47.15	-13	-34.15	-65.96	-48.21	10.64	11.70	H
	3462.48	-54.58	-13	-41.58	-66.16	-59.85	7.33	12.60	V
	5193.72	-40.92	-13	-27.92	-57.97	-44.47	9.15	12.70	V
	6924.96	-48.12	-13	-35.12	-66.21	-49.18	10.64	11.70	V
Highest	3504.48	-50.88	-13	-37.88	-65.63	-56.15	7.33	12.60	H
	5256.72	-45.02	-13	-32.02	-63.02	-48.57	9.15	12.70	H
	7008.96	-48.00	-13	-35.00	-66.81	-49.06	10.64	11.70	H
	3504.48	-54.43	-13	-41.43	-66.01	-59.70	7.33	12.60	V
	5256.72	-33.95	-13	-20.95	-53.67	-37.50	9.15	12.70	V
	7008.96	-48.96	-13	-35.96	-67.05	-50.02	10.64	11.70	V

Remark: Spurious emissions within 30-1000MHz were found more than 20dB below limit line.



LTE Band 4 / 5MHz / QPSK / RB Size 1 Offset 0									
Channel	Frequency (MHz)	EIRP (dBm)	Limit (dBm)	Over Limit (dB)	SPA Reading (dBm)	S.G. Power (dBm)	TX Cable loss (dB)	TX Antenna Gain (dBi)	Polarization (H/V)
Lowest	3420.68	-50.59	-13	-37.59	-65.34	-55.86	7.33	12.60	H
	5131.02	-45.60	-13	-32.60	-63.60	-49.15	9.15	12.70	H
	6841.36	-47.81	-13	-34.81	-66.62	-48.87	10.64	11.70	H
	3420.68	-53.70	-13	-40.70	-65.28	-58.97	7.33	12.60	V
	5131.02	-40.45	-13	-27.45	-57.77	-44.00	9.15	12.70	V
	6841.36	-48.42	-13	-35.42	-66.51	-49.48	10.64	11.70	V
Middle	3460.68	-50.84	-13	-37.84	-65.59	-56.11	7.33	12.60	H
	5191.02	-45.87	-13	-32.87	-63.87	-49.42	9.15	12.70	H
	6921.36	-47.24	-13	-34.24	-66.05	-48.30	10.64	11.70	H
	3460.68	-53.88	-13	-40.88	-65.46	-59.15	7.33	12.60	V
	5191.02	-41.05	-13	-28.05	-58.04	-44.60	9.15	12.70	V
	6921.36	-48.72	-13	-35.72	-66.81	-49.78	10.64	11.70	V
Highest	3500.68	-51.55	-13	-38.55	-66.30	-56.82	7.33	12.60	H
	5251.02	-45.33	-13	-32.33	-63.33	-48.88	9.15	12.70	H
	7001.36	-48.15	-13	-35.15	-66.96	-49.21	10.64	11.70	H
	3500.68	-54.28	-13	-41.28	-65.86	-59.55	7.33	12.60	V
	5251.02	-36.29	-13	-23.29	-55.24	-39.84	9.15	12.70	V
	7001.36	-48.13	-13	-35.13	-66.22	-49.19	10.64	11.70	V

Remark: Spurious emissions within 30-1000MHz were found more than 20dB below limit line.



LTE Band 4 / 10MHz / QPSK / RB Size 1 Offset 0									
Channel	Frequency (MHz)	EIRP (dBm)	Limit (dBm)	Over Limit (dB)	SPA Reading (dBm)	S.G. Power (dBm)	TX Cable loss (dB)	TX Antenna Gain (dBi)	Polarization (H/V)
Lowest	3421.18	-51.29	-13	-38.29	-66.04	-56.56	7.33	12.60	H
	5131.77	-44.59	-13	-31.59	-62.59	-48.14	9.15	12.70	H
	6842.36	-47.86	-13	-34.86	-66.67	-48.92	10.64	11.70	H
	3421.18	-54.31	-13	-41.31	-65.89	-59.58	7.33	12.60	V
	5131.77	-39.14	-13	-26.14	-57.17	-42.69	9.15	12.70	V
	6842.36	-49.19	-13	-36.19	-67.28	-50.25	10.64	11.70	V
Middle	3456.18	-51.44	-13	-38.44	-66.19	-56.71	7.33	12.60	H
	5184.27	-45.85	-13	-32.85	-63.85	-49.40	9.15	12.70	H
	6912.36	-47.52	-13	-34.52	-66.33	-48.58	10.64	11.70	H
	3456.18	-54.17	-13	-41.17	-65.75	-59.44	7.33	12.60	V
	5184.27	-39.70	-13	-26.70	-57.44	-43.25	9.15	12.70	V
	6912.36	-48.66	-13	-35.66	-66.75	-49.72	10.64	11.70	V
Highest	3491.18	-51.43	-13	-38.43	-66.18	-56.70	7.33	12.60	H
	5236.77	-46.78	-13	-33.78	-64.78	-50.33	9.15	12.70	H
	6982.36	-48.00	-13	-35.00	-66.81	-49.06	10.64	11.70	H
	3491.18	-53.82	-13	-40.82	-65.4	-59.09	7.33	12.60	V
	5236.77	-38.19	-13	-25.19	-56.41	-41.74	9.15	12.70	V
	6982.36	-47.96	-13	-34.96	-66.05	-49.02	10.64	11.70	V

Remark: Spurious emissions within 30-1000MHz were found more than 20dB below limit line.



LTE Band 4 / 15MHz / QPSK / RB Size 1 Offset 0									
Channel	Frequency (MHz)	EIRP (dBm)	Limit (dBm)	Over Limit (dB)	SPA Reading (dBm)	S.G. Power (dBm)	TX Cable loss (dB)	TX Antenna Gain (dBi)	Polarization (H/V)
Lowest	3421.68	-49.42	-13	-36.42	-64.17	-54.69	7.33	12.60	H
	5132.52	-45.53	-13	-32.53	-63.53	-49.08	9.15	12.70	H
	6843.36	-47.31	-13	-34.31	-66.12	-48.37	10.64	11.70	H
	3421.68	-54.26	-13	-41.26	-65.84	-59.53	7.33	12.60	V
	5132.52	-37.46	-13	-24.46	-56.01	-41.01	9.15	12.70	V
	6843.36	-47.00	-13	-34.00	-65.09	-48.06	10.64	11.70	V
Middle	3451.68	-50.33	-13	-37.33	-65.08	-55.60	7.33	12.60	H
	5177.52	-44.95	-13	-31.95	-62.95	-48.50	9.15	12.70	H
	6903.36	-47.51	-13	-34.51	-66.32	-48.57	10.64	11.70	H
	3451.68	-53.79	-13	-40.79	-65.37	-59.06	7.33	12.60	V
	5177.52	-38.04	-13	-25.04	-56.28	-41.59	9.15	12.70	V
	6903.36	-48.22	-13	-35.22	-66.31	-49.28	10.64	11.70	V
Highest	3481.68	-51.29	-13	-38.29	-66.04	-56.56	7.33	12.60	H
	5222.52	-47.60	-13	-34.60	-65.60	-51.15	9.15	12.70	H
	6963.36	-47.59	-13	-34.59	-66.40	-48.65	10.64	11.70	H
	3481.68	-54.45	-13	-41.45	-66.03	-59.72	7.33	12.60	V
	5222.52	-41.85	-13	-28.85	-58.63	-45.40	9.15	12.70	V
	6963.36	-48.58	-13	-35.58	-66.67	-49.64	10.64	11.70	V

Remark: Spurious emissions within 30-1000MHz were found more than 20dB below limit line.



LTE Band 4 / 20MHz / QPSK / RB Size 1 Offset 0									
Channel	Frequency (MHz)	EIRP (dBm)	Limit (dBm)	Over Limit (dB)	SPA Reading (dBm)	S.G. Power (dBm)	TX Cable loss (dB)	TX Antenna Gain (dBi)	Polarization (H/V)
Lowest	3422.18	-50.96	-13	-37.96	-65.71	-56.23	7.33	12.60	H
	5133.27	-45.37	-13	-32.37	-63.37	-48.92	9.15	12.70	H
	6844.36	-48.13	-13	-35.13	-66.94	-49.19	10.64	11.70	H
	3422.18	-54.64	-13	-41.64	-66.22	-59.91	7.33	12.60	V
	5133.27	-37.97	-13	-24.97	-56.23	-41.52	9.15	12.70	V
	6844.36	-48.34	-13	-35.34	-66.43	-49.40	10.64	11.70	V
Middle	3447.18	-50.69	-13	-37.69	-65.44	-55.96	7.33	12.60	H
	5170.77	-44.02	-13	-31.02	-62.02	-47.57	9.15	12.70	H
	6894.36	-47.89	-13	-34.89	-66.70	-48.95	10.64	11.70	H
	3447.18	-54.44	-13	-41.44	-66.02	-59.71	7.33	12.60	V
	5170.77	-37.39	-13	-24.39	-55.98	-40.94	9.15	12.70	V
	6894.36	-48.38	-13	-35.38	-66.47	-49.44	10.64	11.70	V
Highest	3472.18	-51.24	-13	-38.24	-65.99	-56.51	7.33	12.60	H
	5208.27	-47.65	-13	-34.65	-65.65	-51.20	9.15	12.70	H
	6944.36	-46.85	-13	-33.85	-65.66	-47.91	10.64	11.70	H
	3472.18	-54.12	-13	-41.12	-65.7	-59.39	7.33	12.60	V
	5208.27	-43.14	-13	-30.14	-59.3	-46.69	9.15	12.70	V
	6944.36	-48.33	-13	-35.33	-66.42	-49.39	10.64	11.70	V

Remark: Spurious emissions within 30-1000MHz were found more than 20dB below limit line.



LTE Band 7 / 5MHz / QPSK / RB Size 1 Offset 0									
Channel	Frequency (MHz)	EIRP (dBm)	Limit (dBm)	Over Limit (dB)	SPA Reading (dBm)	S.G. Power (dBm)	TX Cable loss (dB)	TX Antenna Gain (dBi)	Polarization (H/V)
Lowest	5000.68	-42.24	-25.00	-17.24	-59.93	-45.98	8.96	12.70	H
	7501.02	-44.45	-25.00	-19.45	-67.31	-45.07	11.08	11.70	H
	10001.36	-42.37	-25.00	-17.37	-68.36	-41.59	12.88	12.10	H
	5000.68	-35.27	-25.00	-10.27	-55.10	-39.01	8.96	12.70	V
	7501.02	-43.96	-25.00	-18.96	-66.87	-44.58	11.08	11.70	V
	10001.36	-44.52	-25.00	-19.52	-68.52	-43.74	12.88	12.10	V
Middle	5065.68	-45.69	-25.00	-20.69	-63.38	-49.43	8.96	12.70	H
	7598.52	-42.41	-25.00	-17.41	-65.27	-43.03	11.08	11.70	H
	10131.36	-42.05	-25.00	-17.05	-68.04	-41.27	12.88	12.10	H
	5065.68	-40.52	-25.00	-15.52	-58.45	-44.26	8.96	12.70	V
	7598.52	-43.70	-25.00	-18.70	-66.61	-44.32	11.08	11.70	V
	10131.36	-43.25	-25.00	-18.25	-67.25	-42.47	12.88	12.10	V
Highest	5130.68	-47.81	-25.00	-22.81	-65.50	-51.55	8.96	12.70	H
	7696.02	-43.22	-25.00	-18.22	-66.08	-43.84	11.08	11.70	H
	10261.36	-40.96	-25.00	-15.96	-66.95	-40.18	12.88	12.10	H
	5130.68	-44.65	-25.00	-19.65	-61.14	-48.39	8.96	12.70	V
	7696.02	-42.99	-25.00	-17.99	-65.90	-43.61	11.08	11.70	V
	10261.36	-44.44	-25.00	-19.44	-68.44	-43.66	12.88	12.10	V

Remark: Spurious emissions within 30-1000MHz were found more than 20dB below limit line.



LTE Band 7 / 10MHz / QPSK / RB Size 1 Offset 0									
Channel	Frequency (MHz)	EIRP (dBm)	Limit (dBm)	Over Limit (dB)	SPA Reading (dBm)	S.G. Power (dBm)	TX Cable loss (dB)	TX Antenna Gain (dBi)	Polarization (H/V)
Lowest	5001.18	-42.98	-25.00	-17.98	-60.67	-46.72	8.96	12.70	H
	7501.77	-43.68	-25.00	-18.68	-66.54	-44.30	11.08	11.70	H
	10002.36	-42.34	-25.00	-17.34	-68.33	-41.56	12.88	12.10	H
	5001.18	-36.12	-25.00	-11.12	-55.73	-39.86	8.96	12.70	V
	7501.77	-43.24	-25.00	-18.24	-66.15	-43.86	11.08	11.70	V
	10002.36	-44.05	-25.00	-19.05	-68.05	-43.27	12.88	12.10	V
Middle	5061.18	-45.07	-25.00	-20.07	-62.76	-48.81	8.96	12.70	H
	7591.77	-44.29	-25.00	-19.29	-67.15	-44.91	11.08	11.70	H
	10122.36	-41.61	-25.00	-16.61	-67.60	-40.83	12.88	12.10	H
	5061.18	-43.30	-25.00	-18.30	-59.79	-47.04	8.96	12.70	V
	7591.77	-44.30	-25.00	-19.30	-67.21	-44.92	11.08	11.70	V
	10122.36	-43.79	-25.00	-18.79	-67.79	-43.01	12.88	12.10	V
Highest	5121.18	-48.60	-25.00	-23.60	-66.29	-52.34	8.96	12.70	H
	7681.77	-43.93	-25.00	-18.93	-66.79	-44.55	11.08	11.70	H
	10242.36	-42.33	-25.00	-17.33	-68.32	-41.55	12.88	12.10	H
	5121.18	-44.59	-25.00	-19.59	-61.08	-48.33	8.96	12.70	V
	7681.77	-43.51	-25.00	-18.51	-66.42	-44.13	11.08	11.70	V
	10242.36	-43.90	-25.00	-18.90	-67.90	-43.12	12.88	12.10	V

Remark: Spurious emissions within 30-1000MHz were found more than 20dB below limit line.



LTE Band 7 / 15MHz / QPSK / RB Size 1 Offset 0									
Channel	Frequency (MHz)	EIRP (dBm)	Limit (dBm)	Over Limit (dB)	SPA Reading (dBm)	S.G. Power (dBm)	TX Cable loss (dB)	TX Antenna Gain (dBi)	Polarization (H/V)
Lowest	5001.68	-42.51	-25.00	-17.51	-60.20	-46.25	8.96	12.70	H
	7502.52	-44.36	-25.00	-19.36	-67.22	-44.98	11.08	11.70	H
	10003.36	-42.51	-25.00	-17.51	-68.50	-41.73	12.88	12.10	H
	5001.68	-36.29	-25.00	-11.29	-55.84	-40.03	8.96	12.70	V
	7502.52	-44.78	-25.00	-19.78	-67.69	-45.40	11.08	11.70	V
	10003.36	-44.28	-25.00	-19.28	-68.28	-43.50	12.88	12.10	V
Middle	5056.68	-47.11	-25.00	-22.11	-64.80	-50.85	8.96	12.70	H
	7585.02	-43.60	-25.00	-18.60	-66.46	-44.22	11.08	11.70	H
	10131.36	-42.12	-25.00	-17.12	-68.11	-41.34	12.88	12.10	H
	5056.68	-44.58	-25.00	-19.58	-61.07	-48.32	8.96	12.70	V
	7585.02	-43.74	-25.00	-18.74	-66.65	-44.36	11.08	11.70	V
	10131.36	-44.28	-25.00	-19.28	-68.28	-43.50	12.88	12.10	V
Highest	5111.68	-46.84	-25.00	-21.84	-64.53	-50.58	8.96	12.70	H
	7667.52	-44.00	-25.00	-19.00	-66.86	-44.62	11.08	11.70	H
	10223.36	-42.07	-25.00	-17.07	-68.06	-41.29	12.88	12.10	H
	5111.68	-45.04	-25.00	-20.04	-61.53	-48.78	8.96	12.70	V
	7667.52	-44.27	-25.00	-19.27	-67.18	-44.89	11.08	11.70	V
	10223.36	-44.51	-25.00	-19.51	-68.51	-43.73	12.88	12.10	V

Remark: Spurious emissions within 30-1000MHz were found more than 20dB below limit line.



LTE Band 7 / 20MHz / QPSK / RB Size 1 Offset 0									
Channel	Frequency (MHz)	EIRP (dBm)	Limit (dBm)	Over Limit (dB)	SPA Reading (dBm)	S.G. Power (dBm)	TX Cable loss (dB)	TX Antenna Gain (dBi)	Polarization (H/V)
Lowest	5002.18	-42.05	-25.00	-17.05	-59.74	-45.79	8.96	12.70	H
	7503.27	-44.59	-25.00	-19.59	-67.45	-45.21	11.08	11.70	H
	10004.36	-42.31	-25.00	-17.31	-68.30	-41.53	12.88	12.10	H
	5002.18	-37.54	-25.00	-12.54	-56.62	-41.28	8.96	12.70	V
	7503.27	-44.17	-25.00	-19.17	-67.08	-44.79	11.08	11.70	V
	10004.36	-43.49	-25.00	-18.49	-67.49	-42.71	12.88	12.10	V
Middle	5052.18	-48.10	-25.00	-23.10	-65.79	-51.84	8.96	12.70	H
	7578.27	-43.62	-25.00	-18.62	-66.48	-44.24	11.08	11.70	H
	10104.36	-41.79	-25.00	-16.79	-67.78	-41.01	12.88	12.10	H
	5052.18	-45.19	-25.00	-20.19	-61.68	-48.93	8.96	12.70	V
	7578.27	-43.04	-25.00	-18.04	-65.95	-43.66	11.08	11.70	V
	10104.36	-43.68	-25.00	-18.68	-67.68	-42.90	12.88	12.10	V
Highest	5102.18	-44.50	-25.00	-19.50	-62.19	-48.24	8.96	12.70	H
	7653.27	-43.51	-25.00	-18.51	-66.37	-44.13	11.08	11.70	H
	10204.36	-42.48	-25.00	-17.48	-68.47	-41.70	12.88	12.10	H
	5102.18	-40.75	-25.00	-15.75	-58.62	-44.49	8.96	12.70	V
	7653.27	-43.92	-25.00	-18.92	-66.83	-44.54	11.08	11.70	V
	10204.36	-44.82	-25.00	-19.82	-68.82	-44.04	12.88	12.10	V

Remark: Spurious emissions within 30-1000MHz were found more than 20dB below limit line.