

P01_GSM850_GPRS10_Right Cheek_251

DUT: EUT

Communication System: GPRS 850-2solt; Frequency: 848.8 MHz;Duty Cycle: 1:4

Medium: H835 Medium parameters used: $f = 849$ MHz; $\sigma = 0.942$ mho/m; $\epsilon_r = 42.9$; $\rho = 1000$ kg/m³

DASY4 Configuration:

- Probe: EX3DV4 - SN3838; ConvF(9.6, 9.6, 9.6); Calibrated: 2018/8/30
- Sensor-Surface: 1.4mm (Mechanical Surface Detection)
- Electronics: DAE4 Sn887; Calibrated: 2018/4/27
- Phantom: SAM 1; Type: QD 000 P40 CB; Serial: TP/1378
- ; Postprocessing SW: SEMCAD, V1.8 Build 186

Test/Area Scan (61x81x1): Measurement grid: dx=15mm, dy=15mm

Maximum value of SAR (interpolated) = 0.210 mW/g

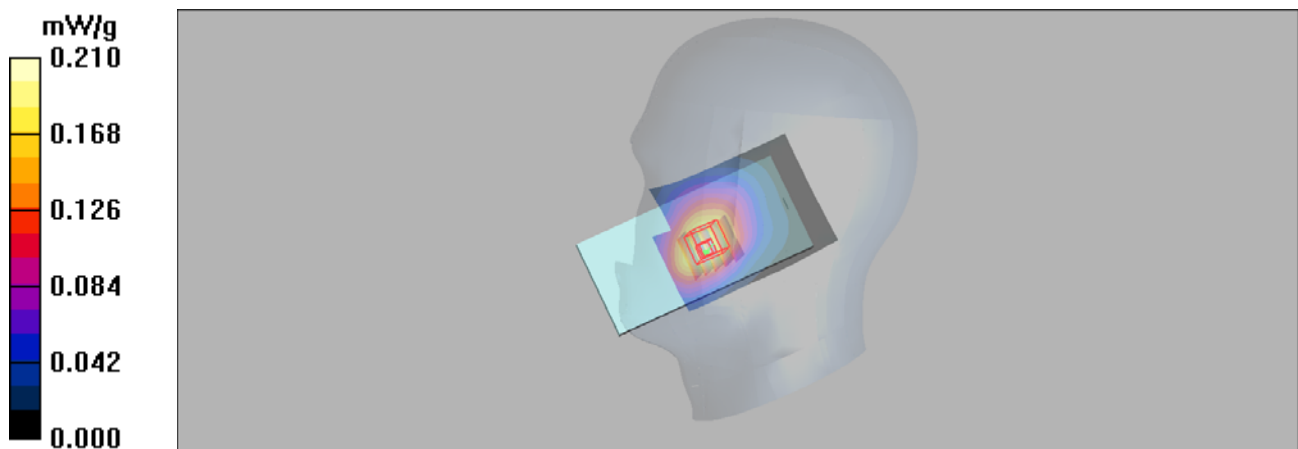
Test/Zoom Scan (5x5x7)/Cube 0: Measurement grid: dx=8mm, dy=8mm, dz=5mm

Reference Value = 3.63 V/m; Power Drift = -0.09 dB

Peak SAR (extrapolated) = 0.247 W/kg

SAR(1 g) = 0.184 mW/g; SAR(10 g) = 0.135 mW/g

Maximum value of SAR (measured) = 0.206 mW/g



P02_GSM1900_GPRS11_Left Cheek_810

DUT: EUT

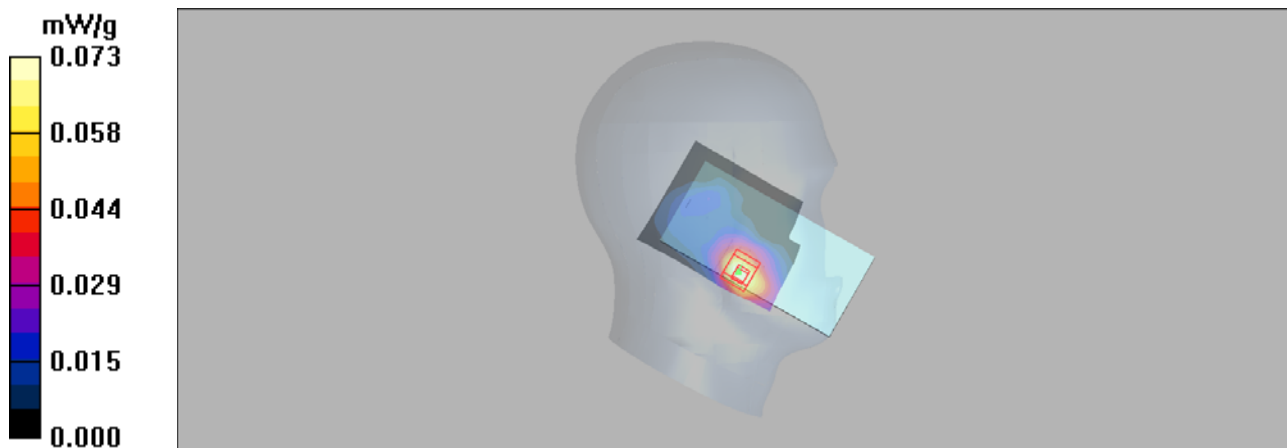
Communication System: GPRS1900-3slots; Frequency: 1909.8 MHz; Duty Cycle: 1:2.67
Medium: H1900 Medium parameters used: $f = 1910$ MHz; $\sigma = 1.42$ mho/m; $\epsilon_r = 41.3$; $\rho = 1000$ kg/m³

DASY4 Configuration:

- Probe: EX3DV4 - SN3838; ConvF(7.53, 7.53, 7.53); Calibrated: 2018/8/30
- Sensor-Surface: 1.4mm (Mechanical Surface Detection)
- Electronics: DAE4 Sn887; Calibrated: 2018/4/27
- Phantom: SAM 2; Type: QD 000 P40 CB; Serial: TP-1376
- ; Postprocessing SW: SEMCAD, V1.8 Build 186

Test/Area Scan (61x81x1): Measurement grid: dx=15mm, dy=15mm
Maximum value of SAR (interpolated) = 0.073 mW/g

Test/Zoom Scan (5x5x7)/Cube 0: Measurement grid: dx=8mm, dy=8mm, dz=5mm
Reference Value = 3.45 V/m; Power Drift = 0.04 dB
Peak SAR (extrapolated) = 0.093 W/kg
SAR(1 g) = 0.061 mW/g; SAR(10 g) = 0.037 mW/g
Maximum value of SAR (measured) = 0.071 mW/g



P03_WCDMA II_RMC12.2K_Left Cheek_9538

DUT: EUT

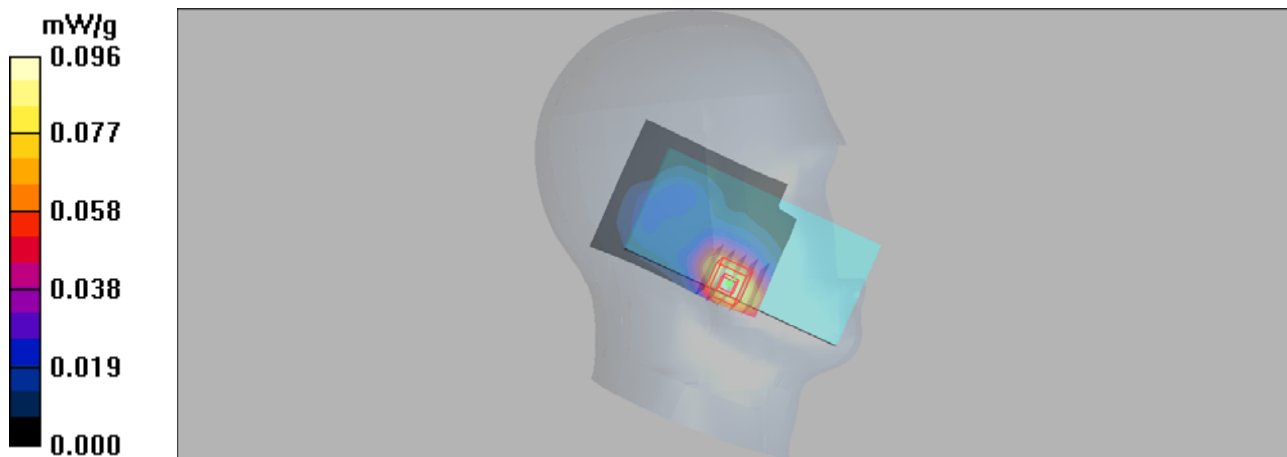
Communication System: WCDMA Band II; Frequency: 1907.6 MHz; Duty Cycle: 1:1
Medium: H1900 Medium parameters used: $f = 1908$ MHz; $\sigma = 1.42$ mho/m; $\epsilon_r = 41.3$; $\rho = 1000$ kg/m³

DASY4 Configuration:

- Probe: EX3DV4 - SN3838; ConvF(7.53, 7.53, 7.53); Calibrated: 2018/8/30
- Sensor-Surface: 1.4mm (Mechanical Surface Detection)
- Electronics: DAE4 Sn887; Calibrated: 2018/4/27
- Phantom: SAM 2; Type: QD 000 P40 CB; Serial: TP-1376
- ; Postprocessing SW: SEMCAD, V1.8 Build 186

Test/Area Scan (61x81x1): Measurement grid: dx=15mm, dy=15mm
Maximum value of SAR (interpolated) = 0.096 mW/g

Test/Zoom Scan (5x5x7)/Cube 0: Measurement grid: dx=8mm, dy=8mm, dz=5mm
Reference Value = 4.05 V/m; Power Drift = 0.04 dB
Peak SAR (extrapolated) = 0.124 W/kg
SAR(1 g) = 0.081 mW/g; SAR(10 g) = 0.050 mW/g
Maximum value of SAR (measured) = 0.095 mW/g



P04_WCDMA IV_RMC12.2K_Left Cheek_1513

DUT: EUT

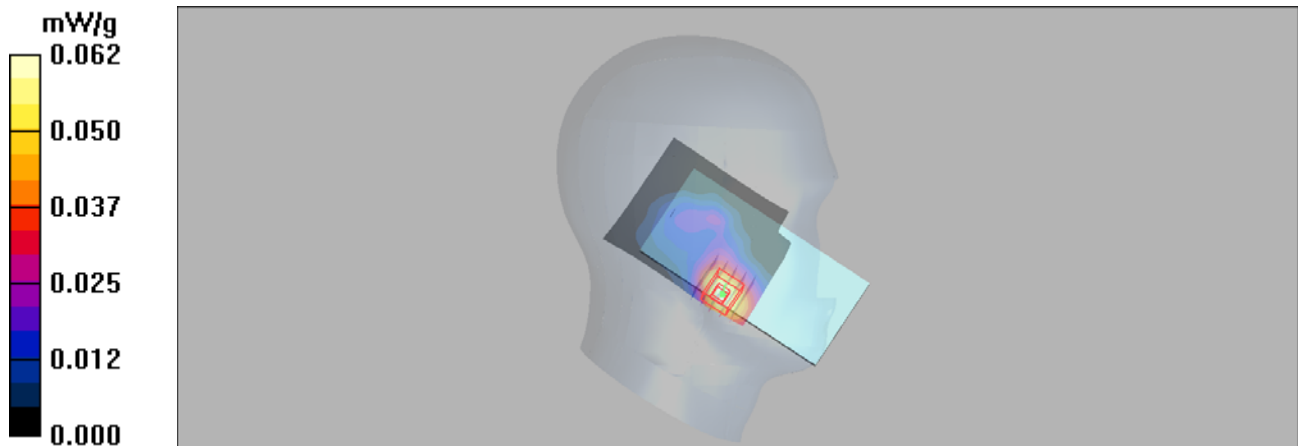
Communication System: WCDMA Band IV; Frequency: 1752.6 MHz; Duty Cycle: 1:1
Medium: H1750 Medium parameters used: $f = 1753$ MHz; $\sigma = 1.37$ mho/m; $\epsilon_r = 40.4$; $\rho = 1000$ kg/m³

DASY4 Configuration:

- Probe: EX3DV4 - SN3838; ConvF(8.07, 8.07, 8.07); Calibrated: 2018/8/30
- Sensor-Surface: 1.4mm (Mechanical Surface Detection)
- Electronics: DAE4 Sn887; Calibrated: 2018/4/27
- Phantom: SAM 2; Type: QD 000 P40 CB; Serial: TP-1376
- ; Postprocessing SW: SEMCAD, V1.8 Build 186

Test/Area Scan (61x81x1): Measurement grid: dx=15mm, dy=15mm
Maximum value of SAR (interpolated) = 0.062 mW/g

Test/Zoom Scan (5x5x7)/Cube 0: Measurement grid: dx=8mm, dy=8mm, dz=5mm
Reference Value = 3.33 V/m; Power Drift = 0.02 dB
Peak SAR (extrapolated) = 0.081 W/kg
SAR(1 g) = 0.056 mW/g; SAR(10 g) = 0.035 mW/g
Maximum value of SAR (measured) = 0.064 mW/g



P05_WCDMA V_RMC12.2K_Right Cheek_4182**DUT: EUT**

Communication System: WCDMA Band V; Frequency: 836.4 MHz; Duty Cycle: 1:1

Medium: H835 Medium parameters used (interpolated): $f = 836.4$ MHz; $\sigma = 0.931$ mho/m; $\epsilon_r = 43.1$;

$\rho = 1000$ kg/m³

DASY4 Configuration:

- Probe: EX3DV4 - SN3838; ConvF(9.6, 9.6, 9.6); Calibrated: 2018/8/30

- Sensor-Surface: 1.4mm (Mechanical Surface Detection)

- Electronics: DAE4 Sn887; Calibrated: 2018/4/27

- Phantom: SAM 1; Type: QD 000 P40 CB; Serial: TP/1378

- ; Postprocessing SW: SEMCAD, V1.8 Build 186

Test/Area Scan (61x81x1): Measurement grid: dx=15mm, dy=15mm

Maximum value of SAR (interpolated) = 0.135 mW/g


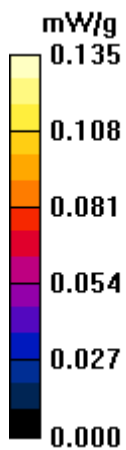
Test/Zoom Scan (5x5x7)/Cube 0: Measurement grid: dx=8mm, dy=8mm, dz=5mm

Reference Value = 3.02 V/m; Power Drift = -0.05 dB

Peak SAR (extrapolated) = 0.156 W/kg

SAR(1 g) = 0.117 mW/g; SAR(10 g) = 0.085 mW/g

Maximum value of SAR (measured) = 0.130 mW/g



P06_LTE 2_QPSK20M_Left Cheek_18900_1RB_0 offset

DUT: EUT

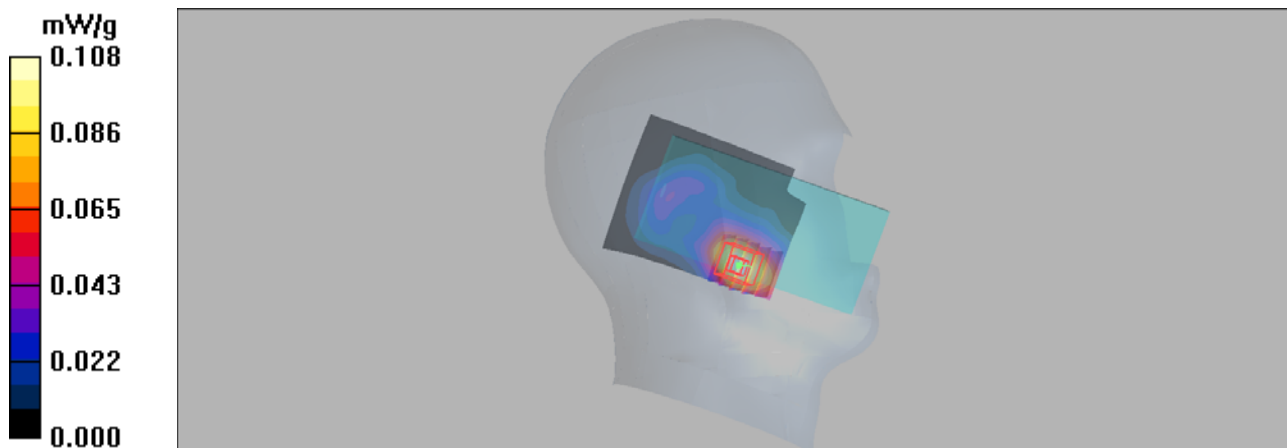
Communication System: LTE Band 2; Frequency: 1880 MHz; Duty Cycle: 1:1
Medium: H1900 Medium parameters used: $f = 1880$ MHz; $\sigma = 1.39$ mho/m; $\epsilon_r = 41.4$; $\rho = 1000$ kg/m³

DASY4 Configuration:

- Probe: EX3DV4 - SN3838; ConvF(7.53, 7.53, 7.53); Calibrated: 2018/8/30
- Sensor-Surface: 1.4mm (Mechanical Surface Detection)
- Electronics: DAE4 Sn887; Calibrated: 2018/4/27
- Phantom: SAM 2; Type: QD 000 P40 CB; Serial: TP-1376
- ; Postprocessing SW: SEMCAD, V1.8 Build 186

Test/Area Scan (61x81x1): Measurement grid: dx=15mm, dy=15mm
Maximum value of SAR (interpolated) = 0.108 mW/g

Test/Zoom Scan (5x5x7)/Cube 0: Measurement grid: dx=8mm, dy=8mm, dz=5mm
Reference Value = 5.05 V/m; Power Drift = 0.03 dB
Peak SAR (extrapolated) = 0.138 W/kg
SAR(1 g) = 0.092 mW/g; SAR(10 g) = 0.057 mW/g
Maximum value of SAR (measured) = 0.108 mW/g



P07_LTE 4_QPSK20M_Left Cheek_20175_1RB_50 offset

DUT: EUT

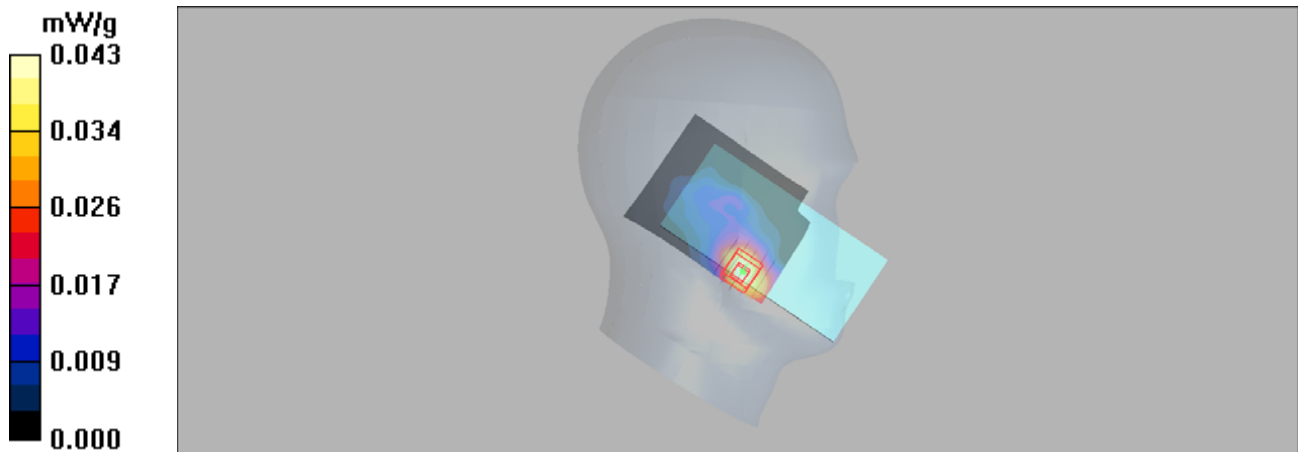
Communication System: LTE Band 4&20M; Frequency: 1732.5 MHz; Duty Cycle: 1:1
Medium: H1750 Medium parameters used (interpolated): $f = 1732.5$ MHz; $\sigma = 1.34$ mho/m; $\epsilon_r = 40.5$;
 $\rho = 1000$ kg/m³

DASY4 Configuration:

- Probe: EX3DV4 - SN3838; ConvF(8.07, 8.07, 8.07); Calibrated: 2018/8/30
- Sensor-Surface: 1.4mm (Mechanical Surface Detection)
- Electronics: DAE4 Sn887; Calibrated: 2018/4/27
- Phantom: SAM 2; Type: QD 000 P40 CB; Serial: TP-1376
- ; Postprocessing SW: SEMCAD, V1.8 Build 186

Test/Area Scan (61x81x1): Measurement grid: dx=15mm, dy=15mm
Maximum value of SAR (interpolated) = 0.043 mW/g

Test/Zoom Scan (5x5x7)/Cube 0: Measurement grid: dx=8mm, dy=8mm, dz=5mm
Reference Value = 2.44 V/m; Power Drift = 0.03 dB
Peak SAR (extrapolated) = 0.055 W/kg
SAR(1 g) = 0.038 mW/g; SAR(10 g) = 0.024 mW/g
Maximum value of SAR (measured) = 0.043 mW/g



P08_LTE 5_QPSK10M_Right Cheek_20600_1RB_49 Offset

DUT: EUT

Communication System: LTE Band5; Frequency: 844 MHz; Duty Cycle: 1:1

Medium: H835 Medium parameters used: $f = 844$ MHz; $\sigma = 0.938$ mho/m; $\epsilon_r = 43$; $\rho = 1000$ kg/m³

DASY4 Configuration:

- Probe: EX3DV4 - SN3838; ConvF(9.6, 9.6, 9.6); Calibrated: 2018/8/30
- Sensor-Surface: 1.4mm (Mechanical Surface Detection)
- Electronics: DAE4 Sn887; Calibrated: 2018/4/27
- Phantom: SAM 1; Type: QD 000 P40 CB; Serial: TP/1378
- ; Postprocessing SW: SEMCAD, V1.8 Build 186

Test/Area Scan (61x81x1): Measurement grid: dx=15mm, dy=15mm

Maximum value of SAR (interpolated) = 0.144 mW/g


Test/Zoom Scan (5x5x7)/Cube 0: Measurement grid: dx=8mm, dy=8mm, dz=5mm

Reference Value = 3.20 V/m; Power Drift = 0.04 dB

Peak SAR (extrapolated) = 0.169 W/kg

SAR(1 g) = 0.125 mW/g; SAR(10 g) = 0.091 mW/g

Maximum value of SAR (measured) = 0.140 mW/g



P09_LTE 7_QPSK20M_Left Tilted_21100_1RB_0 offset

DUT: EUT

Communication System: LTE Band 7; Frequency: 2535 MHz; Duty Cycle: 1:1

Medium: H2600 Medium parameters used: $f = 2535$ MHz; $\sigma = 1.97$ mho/m; $\epsilon_r = 38$; $\rho = 1000$ kg/m³

DASY4 Configuration:

- Probe: EX3DV4 - SN3838; ConvF(7.34, 7.34, 7.34); Calibrated: 2018/8/30
- Sensor-Surface: 1.4mm (Mechanical Surface Detection)
- Electronics: DAE4 Sn887; Calibrated: 2018/4/27
- Phantom: SAM 1; Type: QD 000 P40 CB; Serial: TP/1378
- ; Postprocessing SW: SEMCAD, V1.8 Build 186

Test/Area Scan (61x81x1): Measurement grid: dx=12mm, dy=12mm

Maximum value of SAR (interpolated) = 0.128 mW/g


Test/Zoom Scan (5x5x7)/Cube 0: Measurement grid: dx=8mm, dy=8mm, dz=5mm

Reference Value = 3.23 V/m; Power Drift = 0.02 dB

Peak SAR (extrapolated) = 0.165 W/kg

SAR(1 g) = 0.092 mW/g; SAR(10 g) = 0.049 mW/g

Maximum value of SAR (measured) = 0.113 mW/g



P10_LTE 12_QPSK10M_Right Cheek_23060_1RB_49 offset

DUT: EUT

Communication System: LTE Band 12; Frequency: 704 MHz; Duty Cycle: 1:1

Medium: H750 Medium parameters used: $f = 704$ MHz; $\sigma = 0.858$ mho/m; $\epsilon_r = 40.9$; $\rho = 1000$ kg/m³

DASY4 Configuration:

- Probe: EX3DV4 - SN3838; ConvF(9.6, 9.6, 9.6); Calibrated: 2018/8/30
- Sensor-Surface: 1.4mm (Mechanical Surface Detection)
- Electronics: DAE4 Sn887; Calibrated: 2018/4/27
- Phantom: SAM 2; Type: QD 000 P40 CB; Serial: TP-1376
- ; Postprocessing SW: SEMCAD, V1.8 Build 186

Test/Area Scan (61x61x1): Measurement grid: dx=15mm, dy=15mm

Maximum value of SAR (interpolated) = 0.011 mW/g

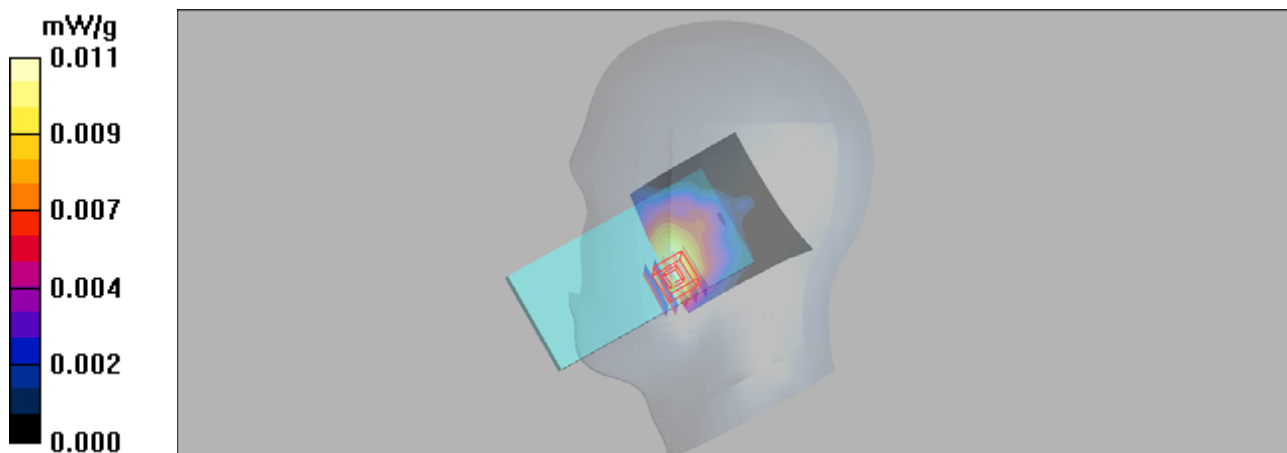
Test/Zoom Scan (5x5x7)/Cube 0: Measurement grid: dx=8mm, dy=8mm, dz=5mm

Reference Value = 1.84 V/m; Power Drift = 0.02 dB

Peak SAR (extrapolated) = 0.014 W/kg

SAR(1 g) = 0.00985 mW/g; SAR(10 g) = 0.0073 mW/g

Maximum value of SAR (measured) = 0.011 mW/g



P11_802.11b_Left Cheek_6**DUT: EUT**


Communication System: Wlan 802.11b; Frequency: 2437 MHz; Duty Cycle: 1:1
Medium: H2450 Medium parameters used: $f = 2437$ MHz; $\sigma = 1.76$ mho/m; $\epsilon_r = 40.2$; $\rho = 1000$ kg/m³

DASY4 Configuration:

- Probe: EX3DV4 - SN3838; ConvF(7.34, 7.34, 7.34); Calibrated: 2018/8/30
- Sensor-Surface: 1.4mm (Mechanical Surface Detection)
- Electronics: DAE4 Sn887; Calibrated: 2018/4/27
- Phantom: SAM 1; Type: QD 000 P40 CB; Serial: TP/1378
- ; Postprocessing SW: SEMCAD, V1.8 Build 186

Test/Area Scan (61x81x1): Measurement grid: dx=12mm, dy=12mm
Maximum value of SAR (interpolated) = 0.170 mW/g

Test/Zoom Scan (5x5x7)/Cube 0: Measurement grid: dx=8mm, dy=8mm, dz=5mm
Reference Value = 5.47 V/m; Power Drift = 0.01 dB
Peak SAR (extrapolated) = 0.246 W/kg
SAR(1 g) = 0.123 mW/g; SAR(10 g) = 0.063 mW/g
Maximum value of SAR (measured) = 0.157 mW/g



P12_GSM850_GPRS10_Rear Face_1cm_251**DUT: EUT**

Communication System: GPRS 850-2solt; Frequency: 848.8 MHz; Duty Cycle: 1:4

Medium: B835 Medium parameters used: $f = 849$ MHz; $\sigma = 1.01$ mho/m; $\epsilon_r = 57$; $\rho = 1000$ kg/m³

DASY4 Configuration:

- Probe: EX3DV4 - SN3838; ConvF(9.61, 9.61, 9.61); Calibrated: 2018/8/30
- Sensor-Surface: 1.4mm (Mechanical Surface Detection)
- Electronics: DAE4 Sn887; Calibrated: 2018/4/27
- Phantom: SAM 2; Type: QD 000 P40 CB; Serial: TP-1376
- ; Postprocessing SW: SEMCAD, V1.8 Build 186

Test/Area Scan (61x81x1): Measurement grid: dx=15mm, dy=15mm

Maximum value of SAR (interpolated) = 0.244 mW/g


Test/Zoom Scan (5x5x7)/Cube 0: Measurement grid: dx=8mm, dy=8mm, dz=5mm

Reference Value = 12.6 V/m; Power Drift = -0.03 dB

Peak SAR (extrapolated) = 0.355 W/kg

SAR(1 g) = 0.199 mW/g; SAR(10 g) = 0.117 mW/g

Maximum value of SAR (measured) = 0.241 mW/g



P13_GSM1900_GPRS11_Rear Face_1cm_810**DUT: EUT**

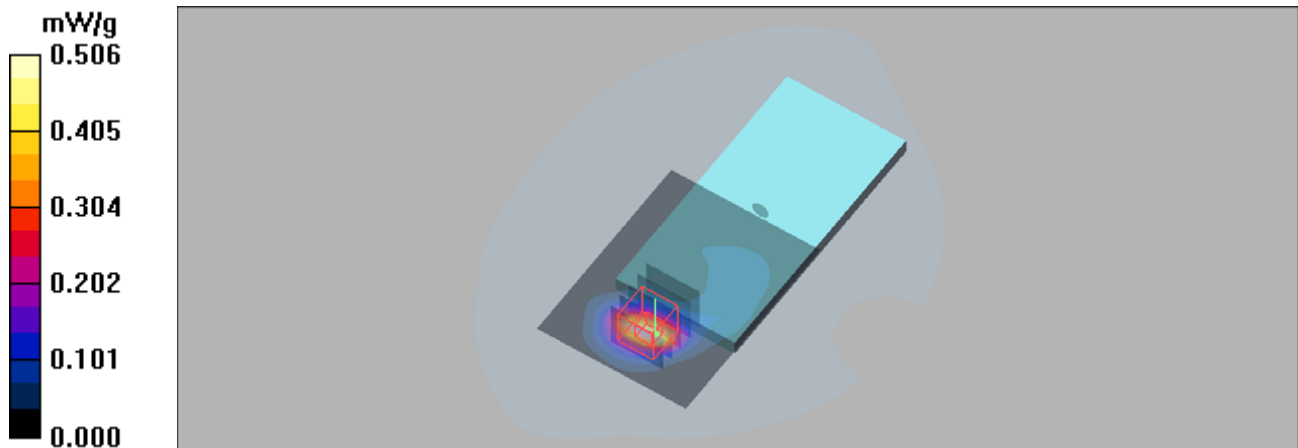
Communication System: GPRS1900-3slots; Frequency: 1909.8 MHz; Duty Cycle: 1:2.67
Medium: B1900 Medium parameters used: $f = 1910$ MHz; $\sigma = 1.56$ mho/m; $\epsilon_r = 52.9$; $\rho = 1000$ kg/m³

DASY4 Configuration:

- Probe: EX3DV4 - SN3838; ConvF(7.35, 7.35, 7.35); Calibrated: 2018/8/30
- Sensor-Surface: 1.4mm (Mechanical Surface Detection)
- Electronics: DAE4 Sn887; Calibrated: 2018/4/27
- Phantom: SAM 1; Type: QD 000 P40 CB; Serial: TP/1378
- ; Postprocessing SW: SEMCAD, V1.8 Build 186

Test/Area Scan (61x81x1): Measurement grid: dx=15mm, dy=15mm
Maximum value of SAR (interpolated) = 0.506 mW/g

Test/Zoom Scan (5x5x7)/Cube 0: Measurement grid: dx=8mm, dy=8mm, dz=5mm
Reference Value = 4.74 V/m; Power Drift = 0.04 dB
Peak SAR (extrapolated) = 0.663 W/kg
SAR(1 g) = 0.403 mW/g; SAR(10 g) = 0.218 mW/g
Maximum value of SAR (measured) = 0.483 mW/g



P14_WCDMA II_RMC12.2K_Bottom Side_1cm_9538**DUT: EUT**

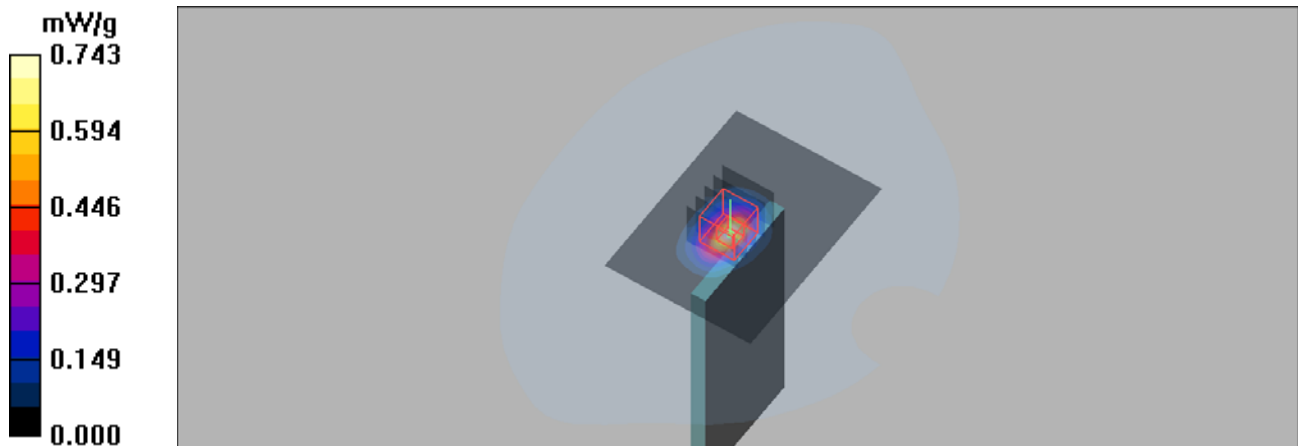
Communication System: WCDMA Band II; Frequency: 1907.6 MHz; Duty Cycle: 1:1
Medium: B1900 Medium parameters used: $f = 1908$ MHz; $\sigma = 1.56$ mho/m; $\epsilon_r = 52.9$; $\rho = 1000$ kg/m³

DASY4 Configuration:

- Probe: EX3DV4 - SN3838; ConvF(7.35, 7.35, 7.35); Calibrated: 2018/8/30
- Sensor-Surface: 1.4mm (Mechanical Surface Detection)
- Electronics: DAE4 Sn887; Calibrated: 2018/4/27
- Phantom: SAM 1; Type: QD 000 P40 CB; Serial: TP/1378
- ; Postprocessing SW: SEMCAD, V1.8 Build 186

Test/Area Scan (61x81x1): Measurement grid: dx=15mm, dy=15mm
Maximum value of SAR (interpolated) = 0.743 mW/g

Test/Zoom Scan (5x5x7)/Cube 0: Measurement grid: dx=8mm, dy=8mm, dz=5mm
Reference Value = 19.9 V/m; Power Drift = 0.13 dB
Peak SAR (extrapolated) = 0.912 W/kg
SAR(1 g) = 0.527 mW/g; SAR(10 g) = 0.272 mW/g
Maximum value of SAR (measured) = 0.663 mW/g



P15_WCDMA VI_RMC12.2K_Bottom Side_1cm_1513

DUT: EUT

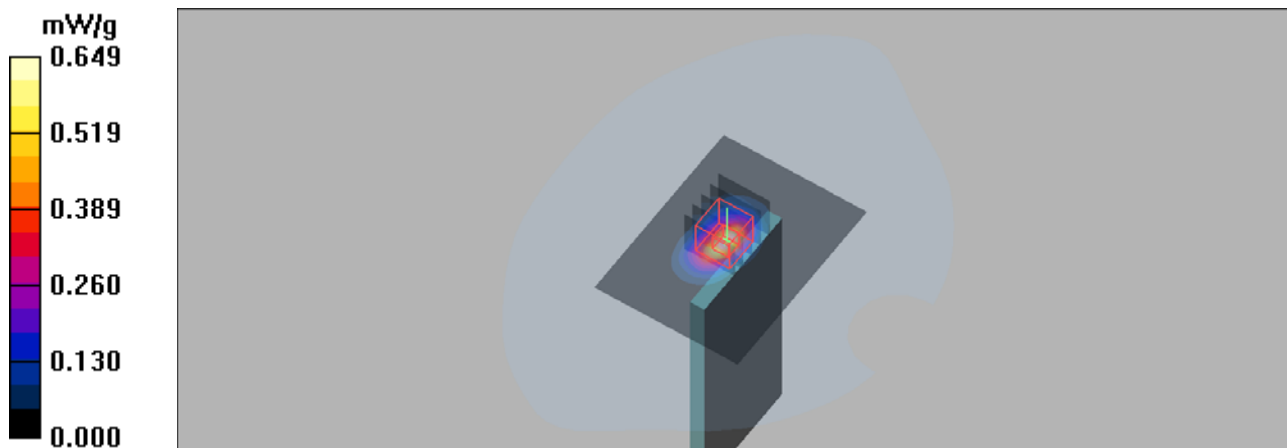
Communication System: WCDMA Band IV; Frequency: 1752.6 MHz; Duty Cycle: 1:1
Medium: B1750 Medium parameters used: $f = 1753$ MHz; $\sigma = 1.47$ mho/m; $\epsilon_r = 54.6$; $\rho = 1000$ kg/m³

DASY4 Configuration:

- Probe: EX3DV4 - SN3838; ConvF(7.72, 7.72, 7.72); Calibrated: 2018/8/30
- Sensor-Surface: 1.4mm (Mechanical Surface Detection)
- Electronics: DAE4 Sn887; Calibrated: 2018/4/27
- Phantom: SAM 1; Type: QD 000 P40 CB; Serial: TP/1378
- ; Postprocessing SW: SEMCAD, V1.8 Build 186

Test/Area Scan (61x81x1): Measurement grid: dx=15mm, dy=15mm
Maximum value of SAR (interpolated) = 0.649 mW/g

Test/Zoom Scan (5x5x7)/Cube 0: Measurement grid: dx=8mm, dy=8mm, dz=5mm
Reference Value = 18.3 V/m; Power Drift = 0.03 dB
Peak SAR (extrapolated) = 0.797 W/kg
SAR(1 g) = 0.471 mW/g; SAR(10 g) = 0.248 mW/g
Maximum value of SAR (measured) = 0.584 mW/g



P16_WCDMA V_RMC12.2K_Rear Face_1cm_4182**DUT: EUT**

Communication System: WCDMA Band V; Frequency: 836.4 MHz; Duty Cycle: 1:1

Medium: B835 Medium parameters used (interpolated): $f = 836.4$ MHz; $\sigma = 0.995$ mho/m; $\epsilon_r = 57.1$;

$\rho = 1000$ kg/m³

DASY4 Configuration:

- Probe: EX3DV4 - SN3838; ConvF(9.61, 9.61, 9.61); Calibrated: 2018/8/30

- Sensor-Surface: 1.4mm (Mechanical Surface Detection)

- Electronics: DAE4 Sn887; Calibrated: 2018/4/27

- Phantom: SAM 2; Type: QD 000 P40 CB; Serial: TP-1376

- ; Postprocessing SW: SEMCAD, V1.8 Build 186

Test/Area Scan (61x81x1): Measurement grid: dx=15mm, dy=15mm

Maximum value of SAR (interpolated) = 0.151 mW/g

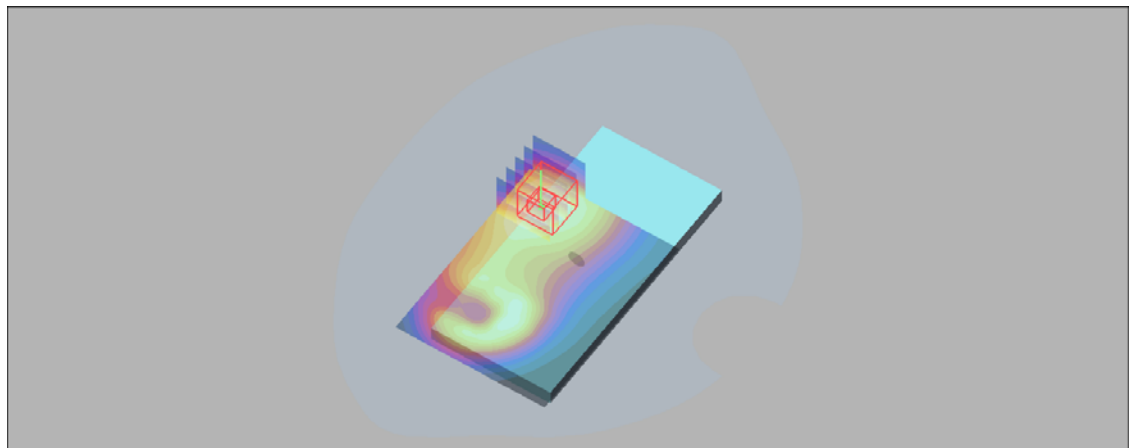
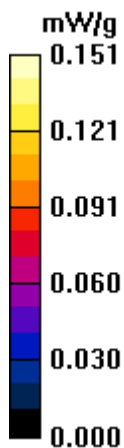
Test/Zoom Scan (5x5x7)/Cube 0: Measurement grid: dx=8mm, dy=8mm, dz=5mm

Reference Value = 10.7 V/m; Power Drift = 0.053 dB

Peak SAR (extrapolated) = 0.176 W/kg

SAR(1 g) = 0.136 mW/g; SAR(10 g) = 0.103 mW/g

Maximum value of SAR (measured) = 0.150 mW/g



P17_LTE 2_QPSK20M_Bottom Side_1cm_18900_1RB_0 offset

DUT: EUT

Communication System: LTE Band 2; Frequency: 1880 MHz; Duty Cycle: 1:1

Medium: B1900 Medium parameters used: $f = 1880$ MHz; $\sigma = 1.53$ mho/m; $\epsilon_r = 53$; $\rho = 1000$ kg/m³

DASY4 Configuration:

- Probe: EX3DV4 - SN3838; ConvF(7.35, 7.35, 7.35); Calibrated: 2018/8/30
- Sensor-Surface: 1.4mm (Mechanical Surface Detection)
- Electronics: DAE4 Sn887; Calibrated: 2018/4/27
- Phantom: SAM 1; Type: QD 000 P40 CB; Serial: TP/1378
- ; Postprocessing SW: SEMCAD, V1.8 Build 186

Test/Area Scan (61x81x1): Measurement grid: dx=15mm, dy=15mm

Maximum value of SAR (interpolated) = 0.817 mW/g

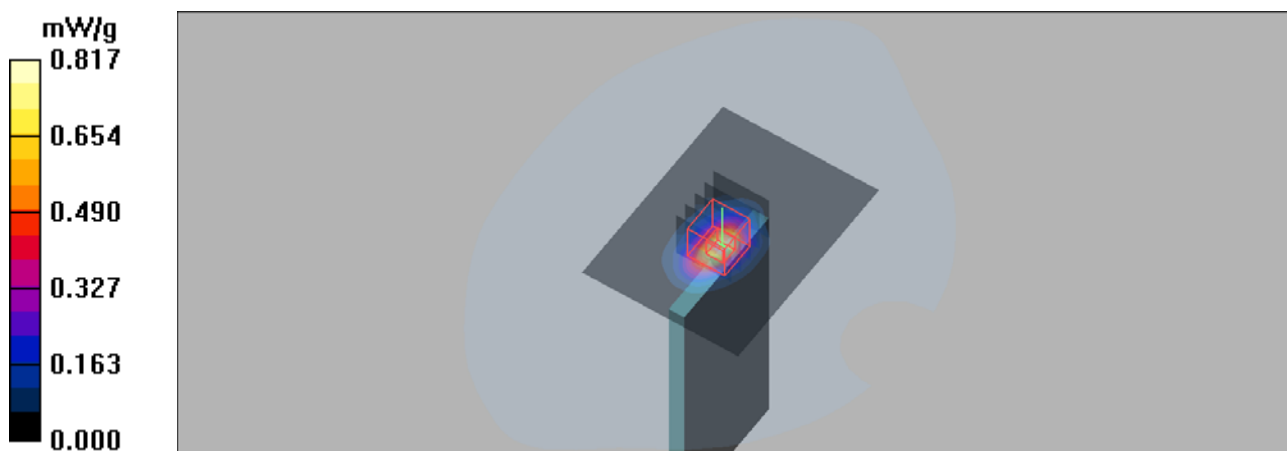
Test/Zoom Scan (5x5x7)/Cube 0: Measurement grid: dx=8mm, dy=8mm, dz=5mm

Reference Value = 22.5 V/m; Power Drift = -0.08 dB

Peak SAR (extrapolated) = 1.08 W/kg

SAR(1 g) = 0.602 mW/g; SAR(10 g) = 0.321 mW/g

Maximum value of SAR (measured) = 0.773 mW/g



P18_LTE 4_QPSK20M_Bottom Side_1cm_20175_1RB_50 offset

DUT: EUT

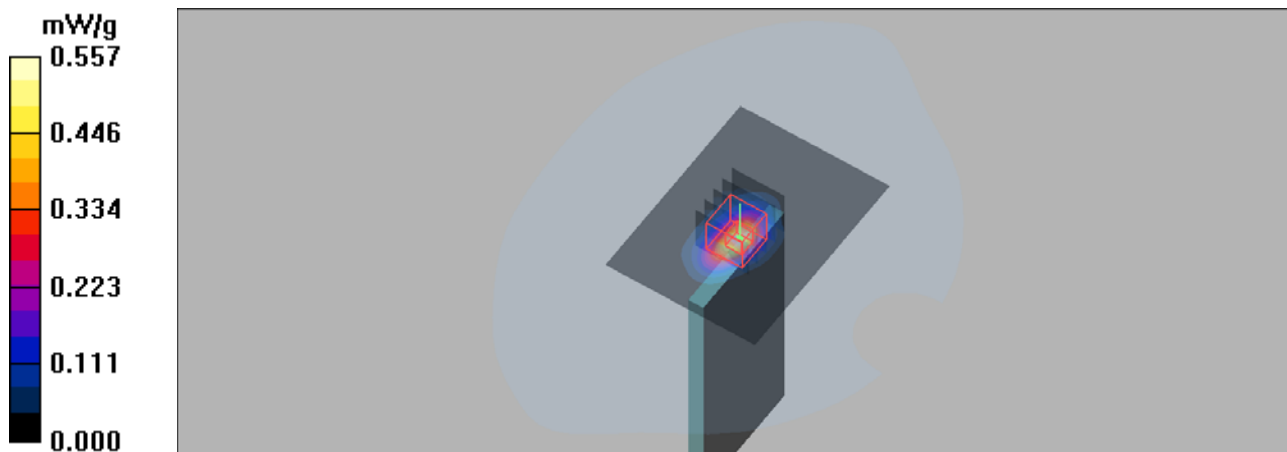
Communication System: LTE Band 4&20M; Frequency: 1732.5 MHz;Duty Cycle: 1:1
Medium: B1750 Medium parameters used (interpolated): $f = 1732.5$ MHz; $\sigma = 1.44$ mho/m; $\epsilon_r = 54.7$;
 $\rho = 1000$ kg/m³

DASY4 Configuration:

- Probe: EX3DV4 - SN3838; ConvF(7.72, 7.72, 7.72); Calibrated: 2018/8/30
- Sensor-Surface: 1.4mm (Mechanical Surface Detection)
- Electronics: DAE4 Sn887; Calibrated: 2018/4/27
- Phantom: SAM 1; Type: QD 000 P40 CB; Serial: TP/1378
- ; Postprocessing SW: SEMCAD, V1.8 Build 186

Test/Area Scan (61x81x1): Measurement grid: dx=15mm, dy=15mm
Maximum value of SAR (interpolated) = 0.557 mW/g

Test/Zoom Scan (5x5x7)/Cube 0: Measurement grid: dx=8mm, dy=8mm, dz=5mm
Reference Value = 19.1 V/m; Power Drift = -0.08 dB
Peak SAR (extrapolated) = 0.710 W/kg
SAR(1 g) = 0.417 mW/g; SAR(10 g) = 0.219 mW/g
Maximum value of SAR (measured) = 0.519 mW/g



P19_LTE 5_QPSK10M_Rear Face_1cm_20600_1RB_49 offset

DUT: EUT

Communication System: LTE Band5; Frequency: 844 MHz;Duty Cycle: 1:1

Medium: B835 Medium parameters used: $f = 844$ MHz; $\sigma = 1$ mho/m; $\epsilon_r = 57$; $\rho = 1000$ kg/m³

DASY4 Configuration:

- Probe: EX3DV4 - SN3838; ConvF(9.61, 9.61, 9.61); Calibrated: 2018/8/30
- Sensor-Surface: 1.4mm (Mechanical Surface Detection)
- Electronics: DAE4 Sn887; Calibrated: 2018/4/27
- Phantom: SAM 2; Type: QD 000 P40 CB; Serial: TP-1376
- ; Postprocessing SW: SEMCAD, V1.8 Build 186

Test/Area Scan (61x81x1): Measurement grid: dx=15mm, dy=15mm

Maximum value of SAR (interpolated) = 0.161 mW/g


Test/Zoom Scan (5x5x7)/Cube 0: Measurement grid: dx=8mm, dy=8mm, dz=5mm

Reference Value = 10.9 V/m; Power Drift = 0.06 dB

Peak SAR (extrapolated) = 0.237 W/kg

SAR(1 g) = 0.132 mW/g; SAR(10 g) = 0.076 mW/g

Maximum value of SAR (measured) = 0.160 mW/g



P20_LTE 7_QPSK20M_Rear Face_1cm_21100_1RB_0 offset

DUT: EUT

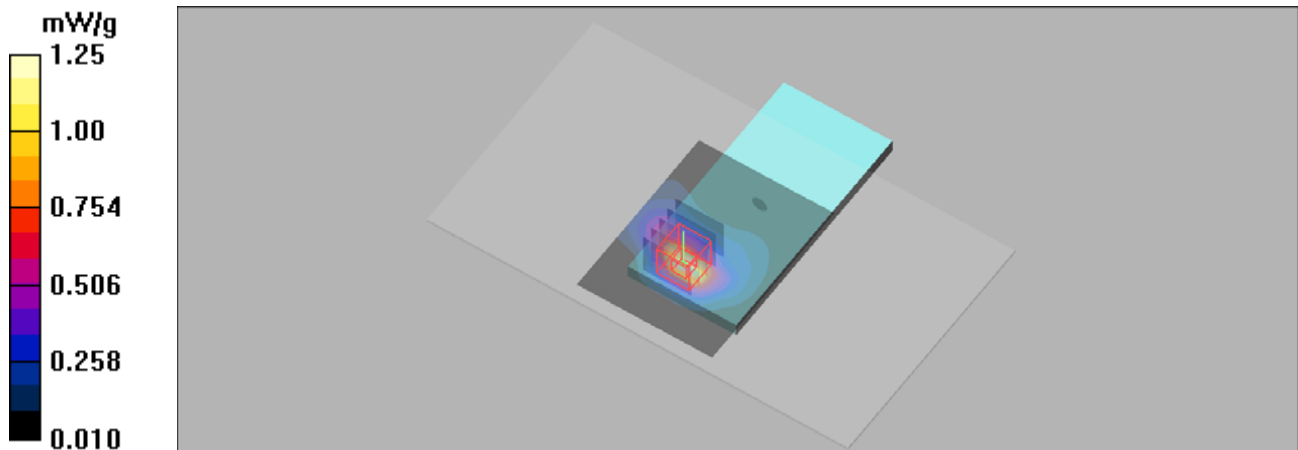
Communication System: LTE Band 7; Frequency: 2535 MHz; Duty Cycle: 1:1
Medium: B2600 Medium parameters used: $f = 2535$ MHz; $\sigma = 2.11$ mho/m; $\epsilon_r = 52.6$; $\rho = 1000$ kg/m³

DASY4 Configuration:

- Probe: EX3DV4 - SN3838; ConvF(7.31, 7.31, 7.31); Calibrated: 2018/8/30
- Sensor-Surface: 1.4mm (Mechanical Surface Detection)
- Electronics: DAE4 Sn887; Calibrated: 2018/4/27
- Phantom: Triple Flat Phantom 5.1C; Type: QD 000 P51 CA; Serial: 1125
- ; Postprocessing SW: SEMCAD, V1.8 Build 186

Test/Area Scan (61x81x1): Measurement grid: dx=12mm, dy=12mm
Maximum value of SAR (interpolated) = 1.25 mW/g

Test/Zoom Scan (5x5x7)/Cube 0: Measurement grid: dx=8mm, dy=8mm, dz=5mm
Reference Value = 8.78 V/m; Power Drift = -0.09 dB
Peak SAR (extrapolated) = 1.95 W/kg
SAR(1 g) = 0.988 mW/g; SAR(10 g) = 0.477 mW/g
Maximum value of SAR (measured) = 1.28 mW/g



P21_LTE 12_QPSK10M_Rear Face_1cm_23060_1 RB_ 49 offset

DUT: EUT

Communication System: LTE Band 12; Frequency: 704 MHz; Duty Cycle: 1:1

Medium: B750 Medium parameters used: $f = 704 \text{ MHz}$; $\sigma = 0.927 \text{ mho/m}$; $\epsilon_r = 55.6$; $\rho = 1000 \text{ kg/m}^3$

DASY4 Configuration:

- Probe: EX3DV4 - SN3838; ConvF(9.61, 9.61, 9.61); Calibrated: 2018/8/30
- Sensor-Surface: 1.4mm (Mechanical Surface Detection)
- Electronics: DAE4 Sn887; Calibrated: 2018/4/27
- Phantom: SAM 2; Type: QD 000 P40 CB; Serial: TP-1376
- ; Postprocessing SW: SEMCAD, V1.8 Build 186

Test/Area Scan (61x81x1): Measurement grid: $dx=15\text{mm}$, $dy=15\text{mm}$

Maximum value of SAR (interpolated) = 0.025 mW/g

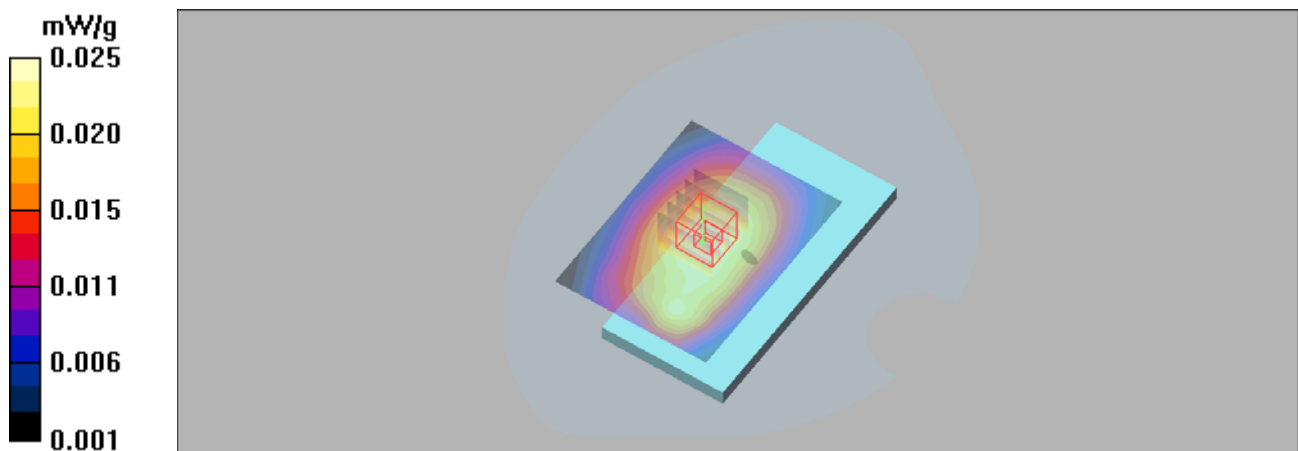
Test/Zoom Scan (5x5x7)/Cube 0: Measurement grid: $dx=8\text{mm}$, $dy=8\text{mm}$, $dz=5\text{mm}$

Reference Value = 4.77 V/m; Power Drift = 0.12 dB

Peak SAR (extrapolated) = 0.028 W/kg

SAR(1 g) = 0.023 mW/g; SAR(10 g) = 0.018 mW/g

Maximum value of SAR (measured) = 0.025 mW/g



P22_802.11b_Rear Face_6

DUT: EUT

Communication System: Wlan 802.11b; Frequency: 2437 MHz; Duty Cycle: 1:1

Medium: B2450 Medium parameters used: $f = 2437$ MHz; $\sigma = 2$ mho/m; $\epsilon_r = 53$; $\rho = 1000$ kg/m³

DASY4 Configuration:

- Probe: EX3DV4 - SN3838; ConvF(7.31, 7.31, 7.31); Calibrated: 2018/8/30
- Sensor-Surface: 1.4mm (Mechanical Surface Detection)
- Electronics: DAE4 Sn887; Calibrated: 2018/4/27
- Phantom: SAM 1; Type: QD 000 P40 CB; Serial: TP/1378
- ; Postprocessing SW: SEMCAD, V1.8 Build 186

Test/Area Scan (61x81x1): Measurement grid: dx=12mm, dy=12mm

Maximum value of SAR (interpolated) = 0.088 mW/g

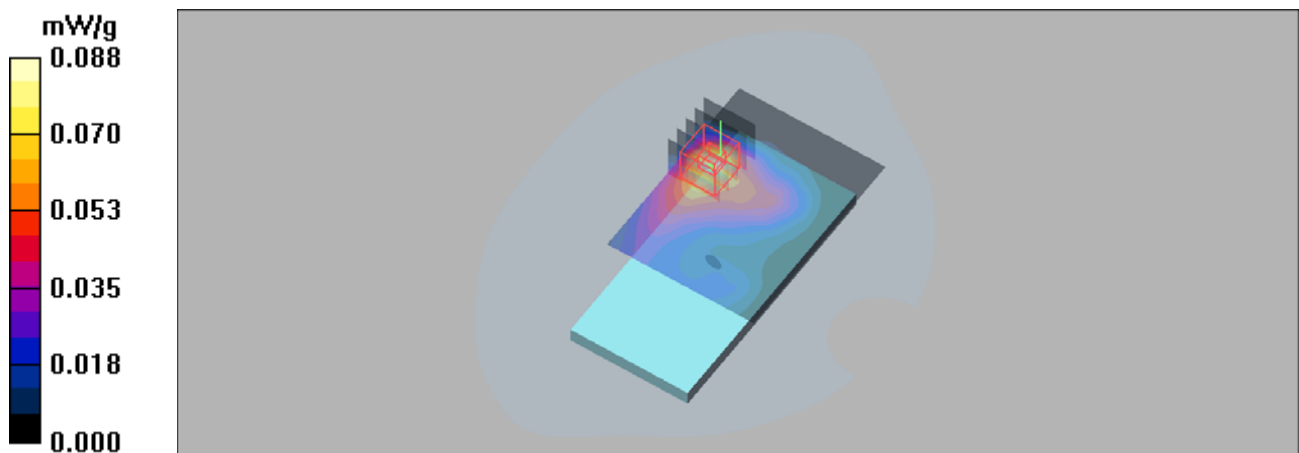
Test/Zoom Scan (5x5x7)/Cube 0: Measurement grid: dx=8mm, dy=8mm, dz=5mm

Reference Value = 2.65 V/m; Power Drift = -0.03 dB

Peak SAR (extrapolated) = 0.123 W/kg

SAR(1 g) = 0.064 mW/g; SAR(10 g) = 0.035 mW/g

Maximum value of SAR (measured) = 0.077 mW/g



P23_WCDMA II_RMC12.2K_Rear Face_1cm_9538

DUT: EUT

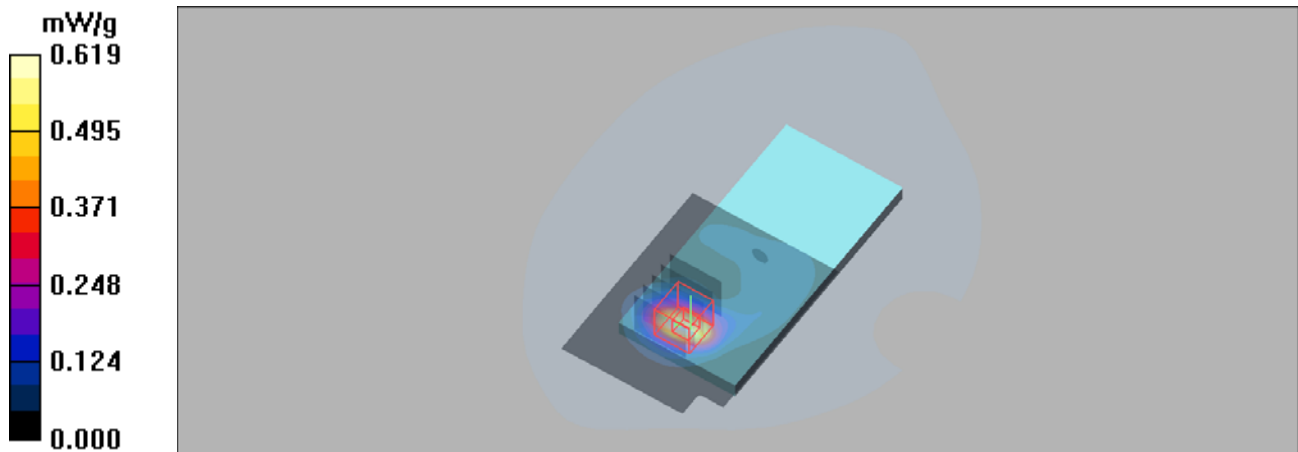
Communication System: WCDMA Band II; Frequency: 1907.6 MHz; Duty Cycle: 1:1
 Medium: B1900 Medium parameters used: $f = 1908$ MHz; $\sigma = 1.56$ mho/m; $\epsilon_r = 52.9$; $\rho = 1000$ kg/m³

DASY4 Configuration:

- Probe: EX3DV4 - SN3838; ConvF(7.35, 7.35, 7.35); Calibrated: 2018/8/30
- Sensor-Surface: 1.4mm (Mechanical Surface Detection)
- Electronics: DAE4 Sn887; Calibrated: 2018/4/27
- Phantom: SAM 1; Type: QD 000 P40 CB; Serial: TP/1378
- ; Postprocessing SW: SEMCAD, V1.8 Build 186

Test/Area Scan (61x81x1): Measurement grid: dx=15mm, dy=15mm
 Maximum value of SAR (interpolated) = 0.619 mW/g

Test/Zoom Scan (5x5x7)/Cube 0: Measurement grid: dx=8mm, dy=8mm, dz=5mm
 Reference Value = 5.51 V/m; Power Drift = 0.04 dB
 Peak SAR (extrapolated) = 0.837 W/kg
SAR(1 g) = 0.508 mW/g; SAR(10 g) = 0.275 mW/g
 Maximum value of SAR (measured) = 0.600 mW/g



P24_WCDMA IV_RMC12.2K_Rear Face_1cm_1513

DUT: EUT

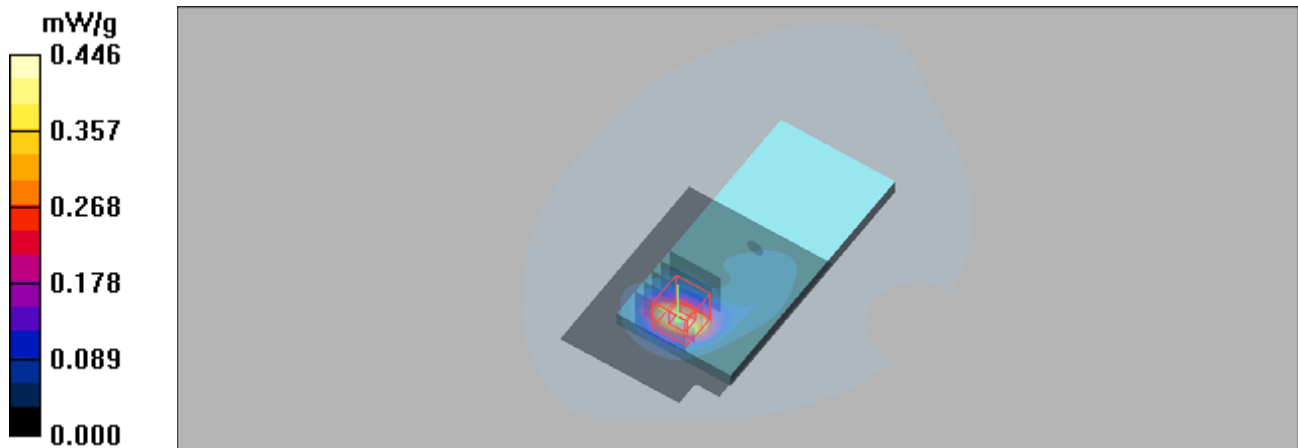
Communication System: WCDMA Band IV; Frequency: 1752.6 MHz; Duty Cycle: 1:1
Medium: B1750 Medium parameters used: $f = 1753$ MHz; $\sigma = 1.47$ mho/m; $\epsilon_r = 54.6$; $\rho = 1000$ kg/m³

DASY4 Configuration:

- Probe: EX3DV4 - SN3838; ConvF(7.72, 7.72, 7.72); Calibrated: 2018/8/30
- Sensor-Surface: 1.4mm (Mechanical Surface Detection)
- Electronics: DAE4 Sn887; Calibrated: 2018/4/27
- Phantom: SAM 1; Type: QD 000 P40 CB; Serial: TP/1378
- ; Postprocessing SW: SEMCAD, V1.8 Build 186

Test/Area Scan (61x81x1): Measurement grid: dx=15mm, dy=15mm
Maximum value of SAR (interpolated) = 0.446 mW/g

Test/Zoom Scan (5x5x7)/Cube 0: Measurement grid: dx=8mm, dy=8mm, dz=5mm
Reference Value = 3.44 V/m; Power Drift = 0.14 dB
Peak SAR (extrapolated) = 0.602 W/kg
SAR(1 g) = 0.378 mW/g; SAR(10 g) = 0.209 mW/g
Maximum value of SAR (measured) = 0.447 mW/g



P25_LTE 2_QPSK20M_Rear Face_1cm_18900_1RB_0 offset

DUT: EUT

Communication System: LTE Band 2; Frequency: 1880 MHz; Duty Cycle: 1:1

Medium: B1900 Medium parameters used: $f = 1880$ MHz; $\sigma = 1.53$ mho/m; $\epsilon_r = 53$; $\rho = 1000$ kg/m³

DASY4 Configuration:

- Probe: EX3DV4 - SN3838; ConvF(7.35, 7.35, 7.35); Calibrated: 2018/8/30
- Sensor-Surface: 1.4mm (Mechanical Surface Detection)
- Electronics: DAE4 Sn887; Calibrated: 2018/4/27
- Phantom: SAM 1; Type: QD 000 P40 CB; Serial: TP/1378
- ; Postprocessing SW: SEMCAD, V1.8 Build 186

Test/Area Scan (61x81x1): Measurement grid: dx=15mm, dy=15mm

Maximum value of SAR (interpolated) = 0.678 mW/g

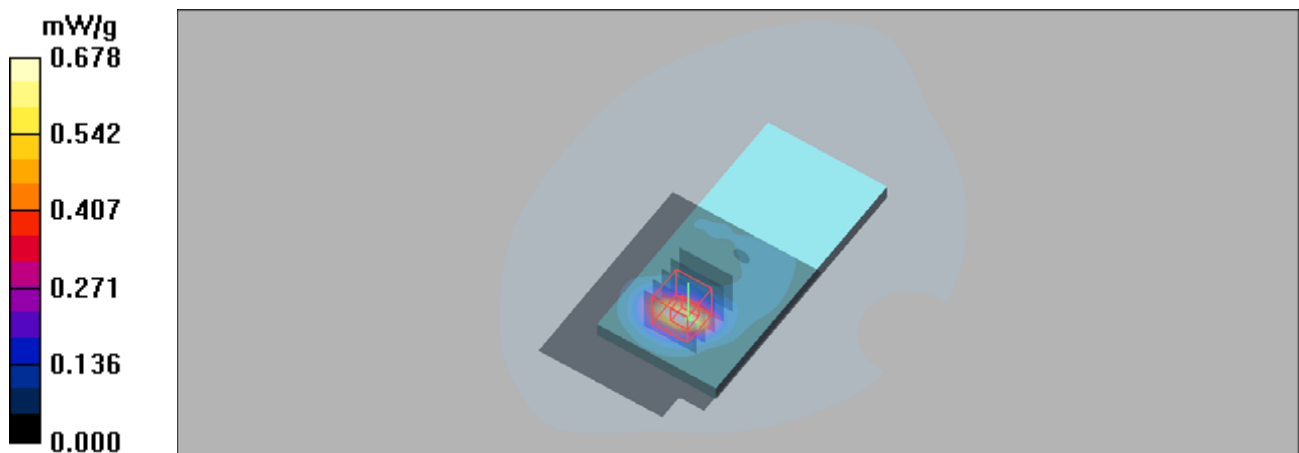
Test/Zoom Scan (5x5x7)/Cube 0: Measurement grid: dx=8mm, dy=8mm, dz=5mm

Reference Value = 5.79 V/m; Power Drift = -0.04 dB

Peak SAR (extrapolated) = 0.870 W/kg

SAR(1 g) = 0.534 mW/g; SAR(10 g) = 0.292 mW/g

Maximum value of SAR (measured) = 0.635 mW/g



P26_LTE 4_QPSK20M_Rear Face_1cm_20175_1RB_50 offset

DUT: EUT

Communication System: LTE Band 4&20M; Frequency: 1732.5 MHz; Duty Cycle: 1:1
Medium: B1750 Medium parameters used (interpolated): $f = 1732.5$ MHz; $\sigma = 1.44$ mho/m; $\epsilon_r = 54.7$;
 $\rho = 1000$ kg/m³

DASY4 Configuration:

- Probe: EX3DV4 - SN3838; ConvF(7.72, 7.72, 7.72); Calibrated: 2018/8/30
- Sensor-Surface: 1.4mm (Mechanical Surface Detection)
- Electronics: DAE4 Sn887; Calibrated: 2018/4/27
- Phantom: SAM 1; Type: QD 000 P40 CB; Serial: TP/1378
- ; Postprocessing SW: SEMCAD, V1.8 Build 186

Test/Area Scan (61x81x1): Measurement grid: dx=15mm, dy=15mm
Maximum value of SAR (interpolated) = 0.475 mW/g

Test/Zoom Scan (5x5x7)/Cube 0: Measurement grid: dx=8mm, dy=8mm, dz=5mm
Reference Value = 3.84 V/m; Power Drift = 0.04 dB
Peak SAR (extrapolated) = 0.548 W/kg
SAR(1 g) = 0.347 mW/g; SAR(10 g) = 0.192 mW/g
Maximum value of SAR (measured) = 0.412 mW/g

