

**DUT: Mobile Phone; Type: Touchbook M7 Pro;**

Communication System: GSM bands; Frequency: 836.6 MHz; Duty Cycle: 1:8

Medium parameters used:  $f = 836.6$  MHz;  $\sigma = 0.93$  mho/m;  $\epsilon_r = 42.26$ ;  $\rho = 1000$  kg/m<sup>3</sup>

Phantom section: Flat Section

**DASY4 Configuration:**

- Probe: EX3DV4 – SN7382; ConvF(10.50, 10.50, 10.50); Calibrated: 26/10/2016

- Sensor-Surface: 4mm (Mechanical Surface Detection)

- Electronics: DAE – SN772; Calibrated: 25/10/2016

- Phantom: TWIN SAM; Type: Twin SAM V5.0; Serial: 1909

- Measurement SW: DASY4, V4.5 Build 19; Postprocessing SW: SEMCAD, V1.8 Build 145

**Head Cheek/GSM 850 Mid/Area Scan (101x121x1):** Measurement grid: dx=10mm, dy=10mm

Maximum value of SAR (interpolated) = 0.056 mW/g

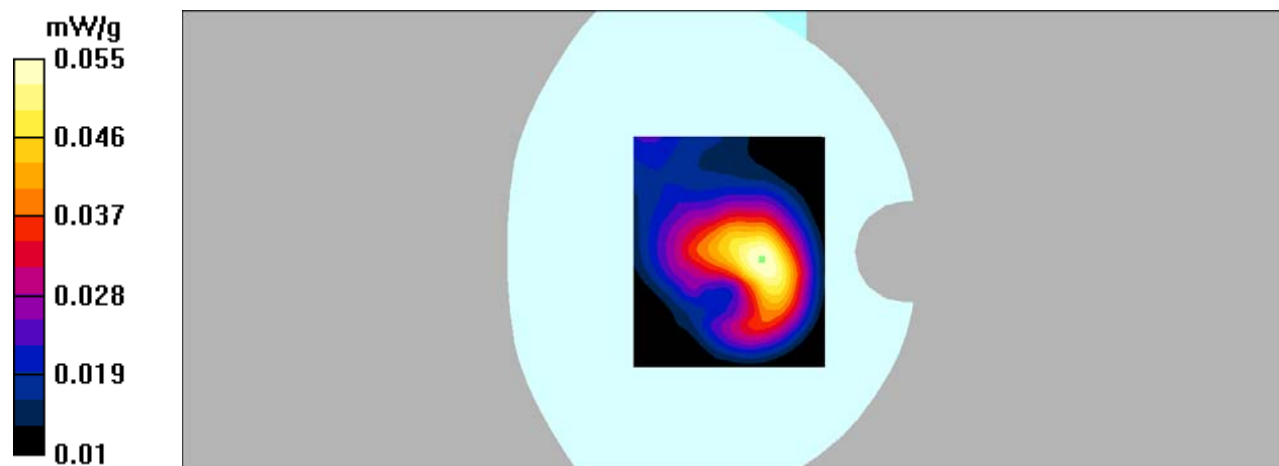
**Head Cheek/GSM 850 Mid/Zoom Scan (7x7x7)/Cube 0:** Measurement grid: dx=5mm, dy=5mm, dz=5mm

Reference Value = 6.63 V/m; Power Drift = 0.103 dB

Peak SAR (extrapolated) = 0.069 W/kg

**SAR(1 g) = 0.051 mW/g; SAR(10 g) = 0.035 mW/g**

Maximum value of SAR (measured) = 0.055 mW/g



**DUT: Mobile Phone; Type: Touchbook M7 Pro;**

Communication System: GSM bands; Frequency: 836.6 MHz; Duty Cycle: 1:8

Medium parameters used:  $f = 836.6$  MHz;  $\sigma = 0.98$  mho/m;  $\epsilon_r = 54.82$ ;  $\rho = 1000$  kg/m<sup>3</sup>

Phantom section: Flat Section

**DASY4 Configuration:**

- Probe: EX3DV4 – SN7382; ConvF(10.54, 10.54, 10.54); Calibrated: 26/10/2016

- Sensor-Surface: 4mm (Mechanical Surface Detection)

- Electronics: DAE – SN772; Calibrated: 25/10/2016

- Phantom: TWIN SAM; Type: Twin SAM V5.0; Serial: 1909

- Measurement SW: DASY4, V4.5 Build 19; Postprocessing SW: SEMCAD, V1.8 Build 145

**Body Worn Back/GSM 850 Mid/Area Scan (101x121x1):** Measurement grid: dx=10mm, dy=10mm

Maximum value of SAR (interpolated) = 0.448 mW/g

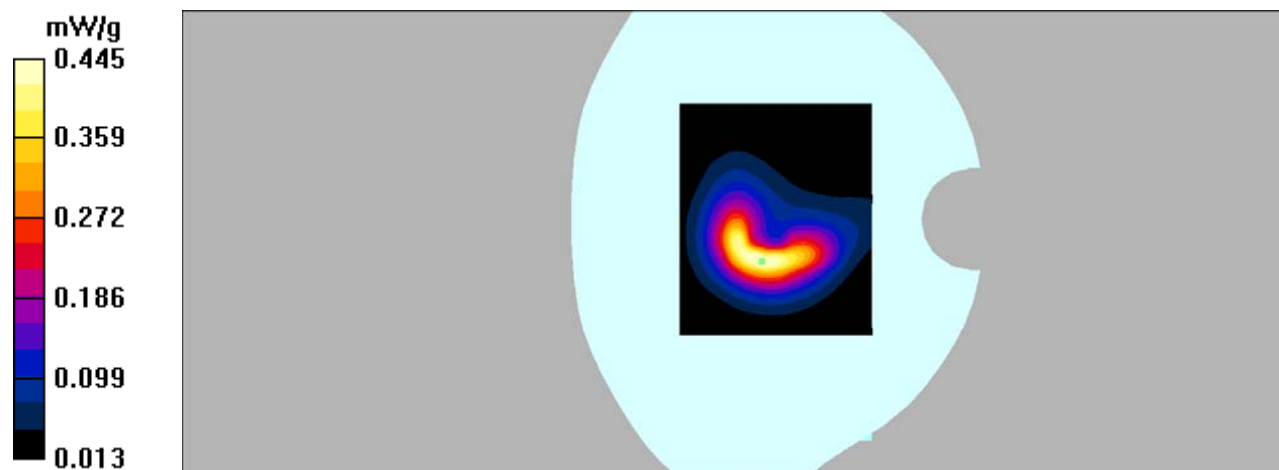
**Body Worn Back/GSM 850 Mid/Zoom Scan (7x7x7)/Cube 0:** Measurement grid: dx=5mm, dy=5mm, dz=5mm

Reference Value = 10.2 V/m; Power Drift = 0.187 dB

Peak SAR (extrapolated) = 0.869 W/kg

**SAR(1 g) = 0.396 mW/g; SAR(10 g) = 0.203 mW/g**

Maximum value of SAR (measured) = 0.445 mW/g



**DUT: Mobile Phone; Type: Touchbook M7 Pro;**

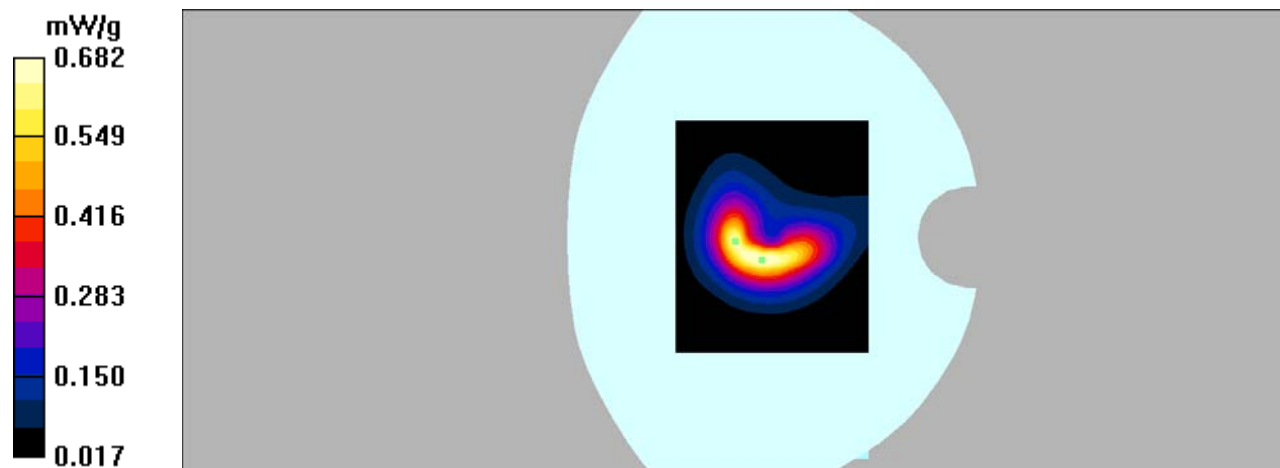
Communication System: GPRS bands -4slots; Frequency: 824.2 MHz; Duty Cycle: 1:2  
Medium parameters used:  $f = 824.2$  MHz;  $\sigma = 0.97$  mho/m;  $\epsilon_r = 55.68$ ;  $\rho = 1000$  kg/m<sup>3</sup>  
Phantom section: Flat Section

## DASY4 Configuration:

- Probe: EX3DV4 – SN7382; ConvF(10.54, 10.54, 10.54); Calibrated: 26/10/2016
- Sensor-Surface: 4mm (Mechanical Surface Detection)
- Electronics: DAE – SN772; Calibrated: 25/10/2016
- Phantom: TWIN SAM; Type: Twin SAM V5.0; Serial: 1909
- Measurement SW: DASY4, V4.5 Build 19; Postprocessing SW: SEMCAD, V1.8 Build 145

**Body Back/GSM 850 Low/Area Scan (101x121x1):** Measurement grid: dx=10mm, dy=10mm  
Maximum value of SAR (interpolated) = 0.684 mW/g

**Body Back/GSM 850 Low/Zoom Scan (7x7x7)/Cube 0:** Measurement grid: dx=5mm, dy=5mm, dz=5mm  
Reference Value = 18.9 V/m; Power Drift = -0.076 dB  
Peak SAR (extrapolated) = 1.41 W/kg  
**SAR(1 g) = 0.607 mW/g; SAR(10 g) = 0.312 mW/g**  
Maximum value of SAR (measured) = 0.682 mW/g



**DUT: Mobile Phone; Type: Touchbook M7 Pro;**

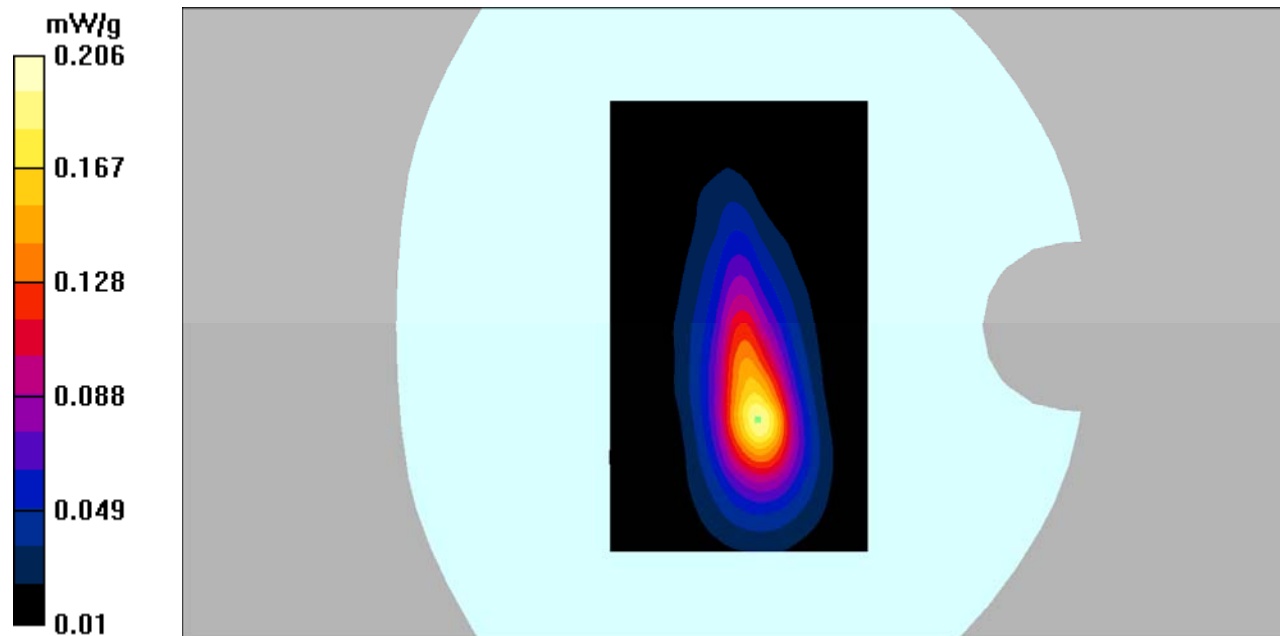
Communication System: GPRS bands -4slots; Frequency: 824.2 MHz; Duty Cycle: 1:2  
Medium parameters used:  $f = 824.2$  MHz;  $\sigma = 0.97$  mho/m;  $\epsilon_r = 55.68$ ;  $\rho = 1000$  kg/m<sup>3</sup>  
Phantom section: Flat Section

## DASY4 Configuration:

- Probe: EX3DV4 – SN7382; ConvF(10.54, 10.54, 10.54); Calibrated: 26/10/2016
- Sensor-Surface: 4mm (Mechanical Surface Detection)
- Electronics: DAE – SN772; Calibrated: 25/10/2016
- Phantom: TWIN SAM; Type: Twin SAM V5.0; Serial: 1909
- Measurement SW: DASY4, V4.5 Build 19; Postprocessing SW: SEMCAD, V1.8 Build 145

**Body Right/GSM 850 Low/Area Scan (81x141x1):** Measurement grid: dx=10mm, dy=10mm  
Maximum value of SAR (interpolated) = 0.194 mW/g

**Body Right/GSM 850 Low/Zoom Scan (7x7x7)/Cube 0:** Measurement grid: dx=5mm, dy=5mm, dz=5mm  
Reference Value = 11.0 V/m; Power Drift = -0.177 dB  
Peak SAR (extrapolated) = 0.363 W/kg  
**SAR(1 g) = 0.175 mW/g; SAR(10 g) = 0.090 mW/g**  
Maximum value of SAR (measured) = 0.206 mW/g



**DUT: Mobile Phone; Type: Touchbook M7 Pro;**

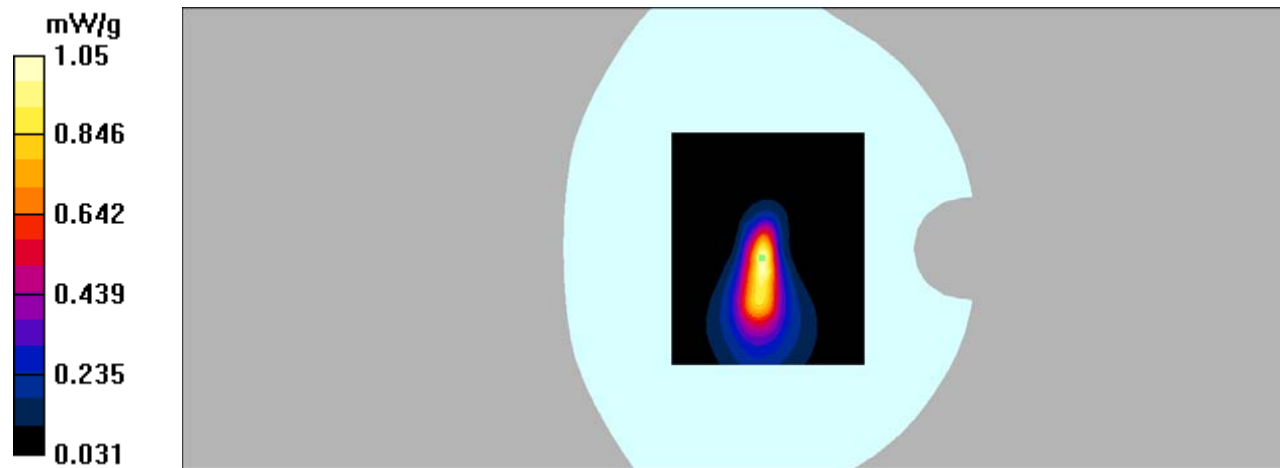
Communication System: GPRS bands -4slots; Frequency: 824.2 MHz; Duty Cycle: 1:2  
Medium parameters used:  $f = 824.2$  MHz;  $\sigma = 0.97$  mho/m;  $\epsilon_r = 55.68$ ;  $\rho = 1000$  kg/m<sup>3</sup>  
Phantom section: Flat Section

## DASY4 Configuration:

- Probe: EX3DV4 – SN7382; ConvF(10.54, 10.54, 10.54); Calibrated: 26/10/2016
- Sensor-Surface: 4mm (Mechanical Surface Detection)
- Electronics: DAE – SN772; Calibrated: 25/10/2016
- Phantom: TWIN SAM; Type: Twin SAM V5.0; Serial: 1909
- Measurement SW: DASY4, V4.5 Build 19; Postprocessing SW: SEMCAD, V1.8 Build 145

**Body Bottom/GSM 850 Low/Area Scan (101x121x1):** Measurement grid: dx=10mm, dy=10mm  
Maximum value of SAR (interpolated) = 1.01 mW/g

**Body Bottom/GSM 850 Low/Zoom Scan (7x7x7)/Cube 0:** Measurement grid: dx=5mm, dy=5mm, dz=5mm  
Reference Value = 29.7 V/m; Power Drift = 0.135 dB  
Peak SAR (extrapolated) = 2.23 W/kg  
**SAR(1 g) = 0.887 mW/g; SAR(10 g) = 0.428 mW/g**  
Maximum value of SAR (measured) = 1.05 mW/g



**DUT: Mobile Phone; Type: Touchbook M7 Pro;**

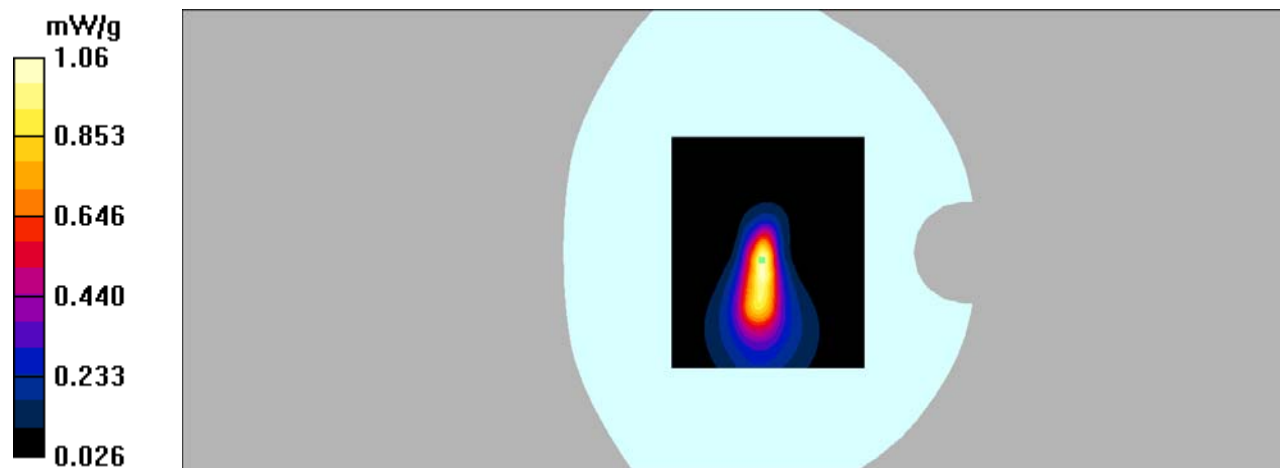
Communication System: GPRS bands -4slots; Frequency: 836.6 MHz; Duty Cycle: 1:2  
Medium parameters used:  $f = 836.6$  MHz;  $\sigma = 0.98$  mho/m;  $\epsilon_r = 54.82$ ;  $\rho = 1000$  kg/m<sup>3</sup>  
Phantom section: Flat Section

## DASY4 Configuration:

- Probe: EX3DV4 – SN7382; ConvF(10.54, 10.54, 10.54); Calibrated: 26/10/2016
- Sensor-Surface: 4mm (Mechanical Surface Detection)
- Electronics: DAE – SN772; Calibrated: 25/10/2016
- Phantom: TWIN SAM; Type: Twin SAM V5.0; Serial: 1909
- Measurement SW: DASY4, V4.5 Build 19; Postprocessing SW: SEMCAD, V1.8 Build 145

**Body Bottom/GSM 850 Mid/Area Scan (101x121x1):** Measurement grid: dx=10mm, dy=10mm  
Maximum value of SAR (interpolated) = 1.04 mW/g

**Body Bottom/GSM 850 Mid/Zoom Scan (7x7x7)/Cube 0:** Measurement grid: dx=5mm, dy=5mm, dz=5mm  
Reference Value = 29.4 V/m; Power Drift = 0.206 dB  
Peak SAR (extrapolated) = 2.24 W/kg  
**SAR(1 g) = 0.903 mW/g; SAR(10 g) = 0.434 mW/g**  
Maximum value of SAR (measured) = 1.06 mW/g



**DUT: Mobile Phone; Type: Touchbook M7 Pro;**

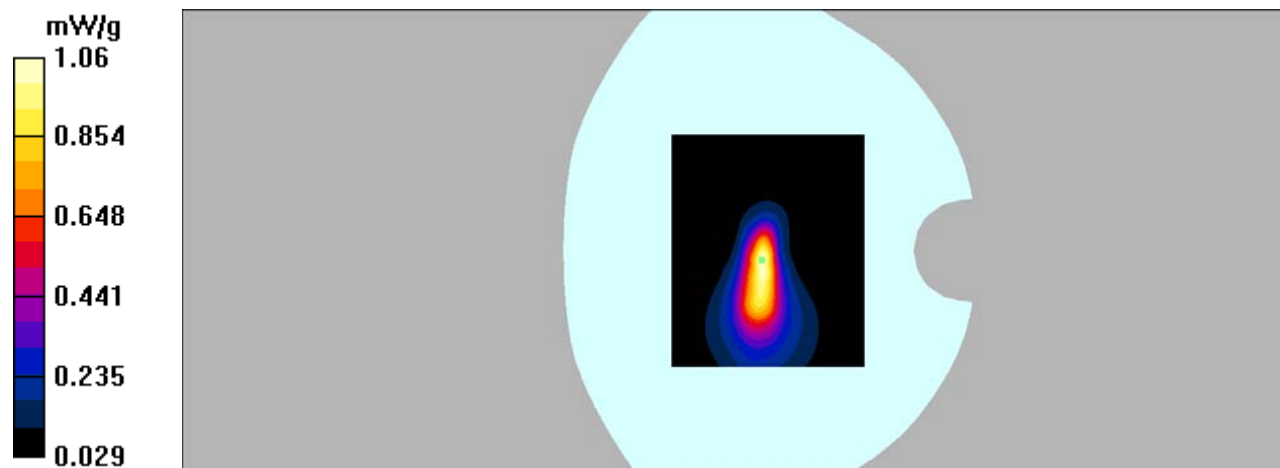
Communication System: GPRS bands -4slots; Frequency: 848.8 MHz; Duty Cycle: 1:2  
Medium parameters used:  $f = 848.8$  MHz;  $\sigma = 0.99$  mho/m;  $\epsilon_r = 55.22$ ;  $\rho = 1000$  kg/m<sup>3</sup>  
Phantom section: Flat Section

## DASY4 Configuration:

- Probe: EX3DV4 – SN7382; ConvF(10.54, 10.54, 10.54); Calibrated: 26/10/2016
- Sensor-Surface: 4mm (Mechanical Surface Detection)
- Electronics: DAE – SN772; Calibrated: 25/10/2016
- Phantom: TWIN SAM; Type: Twin SAM V5.0; Serial: 1909
- Measurement SW: DASY4, V4.5 Build 19; Postprocessing SW: SEMCAD, V1.8 Build 145

**Body Bottom/GSM 850 High/Area Scan (101x121x1):** Measurement grid: dx=10mm, dy=10mm  
Maximum value of SAR (interpolated) = 1.04 mW/g

**Body Bottom/GSM 850 High/Zoom Scan (7x7x7)/Cube 0:** Measurement grid: dx=5mm, dy=5mm, dz=5mm  
Reference Value = 29.5 V/m; Power Drift = 0.202 dB  
Peak SAR (extrapolated) = 2.25 W/kg  
**SAR(1 g) = 0.908 mW/g; SAR(10 g) = 0.439 mW/g**  
Maximum value of SAR (measured) = 1.06 mW/g



**DUT: Mobile Phone; Type: Touchbook M7 Pro;**

Communication System: GSM bands; Frequency: 1850.2 MHz; Duty Cycle: 1:8

Medium parameters used:  $f = 1850.2$  MHz;  $\sigma = 1.43$  mho/m;  $\epsilon_r = 40.84$ ;  $\rho = 1000$  kg/m<sup>3</sup>

Phantom section: Flat Section

**DASY4 Configuration:**

- Probe: EX3DV4 – SN7382; ConvF(8.71, 8.71, 8.71); Calibrated: 26/10/2016

- Sensor-Surface: 4mm (Mechanical Surface Detection)

- Electronics: DAE – SN772; Calibrated: 25/10/2016

- Phantom: TWIN SAM; Type: Twin SAM V5.0; Serial: 1909

- Measurement SW: DASY4, V4.5 Build 19; Postprocessing SW: SEMCAD, V1.8 Build 145

**Head Cheek/GSM 1900 Low/Area Scan (101x121x1):** Measurement grid: dx=10mm, dy=10mm

Maximum value of SAR (interpolated) = 0.119 mW/g

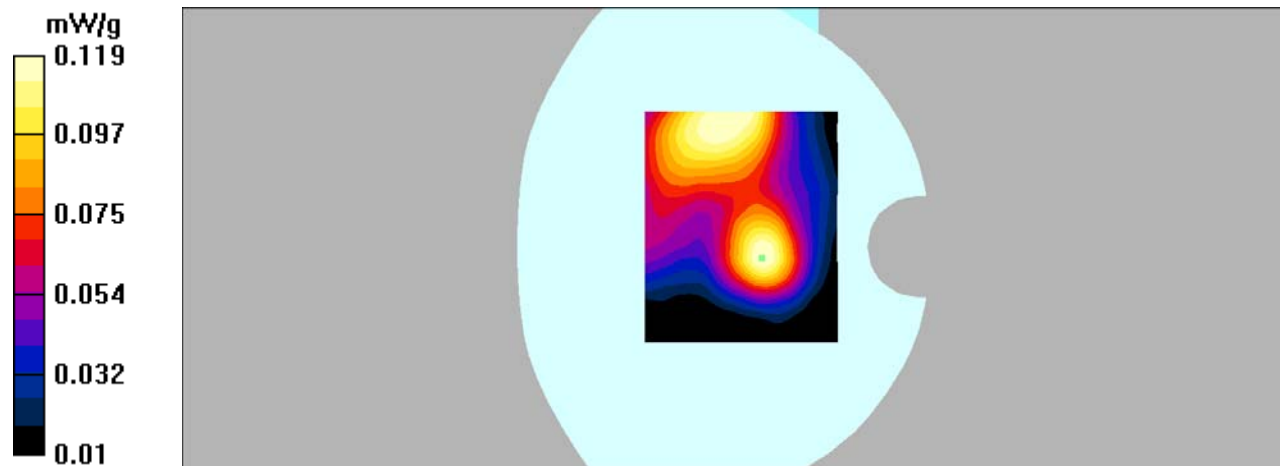
**Head Cheek/GSM 1900 Low/Zoom Scan (7x7x7)/Cube 0:** Measurement grid: dx=5mm, dy=5mm, dz=5mm

Reference Value = 6.79 V/m; Power Drift = -0.161 dB

Peak SAR (extrapolated) = 0.235 W/kg

**SAR(1 g) = 0.106 mW/g; SAR(10 g) = 0.056 mW/g**

Maximum value of SAR (measured) = 0.119 mW/g





**DUT: Mobile Phone; Type: Touchbook M7 Pro;**

Communication System: GSM bands; Frequency: 1850.2 MHz; Duty Cycle: 1:8

Medium parameters used:  $f = 1850.2$  MHz;  $\sigma = 1.52$  mho/m;  $\epsilon_r = 53.05$ ;  $\rho = 1000$  kg/m<sup>3</sup>

Phantom section: Flat Section

**DASY4 Configuration:**

- Probe: EX3DV4 – SN7382; ConvF(8.31, 8.31, 8.31); Calibrated: 26/10/2016

- Sensor-Surface: 4mm (Mechanical Surface Detection)

- Electronics: DAE – SN772; Calibrated: 25/10/2016

- Phantom: TWIN SAM; Type: Twin SAM V5.0; Serial: 1909

- Measurement SW: DASY4, V4.5 Build 19; Postprocessing SW: SEMCAD, V1.8 Build 145

**Body Worn Back/GSM 1900 Low/Area Scan (101x121x1):** Measurement grid: dx=10mm, dy=10mm

Maximum value of SAR (interpolated) = 0.479 mW/g

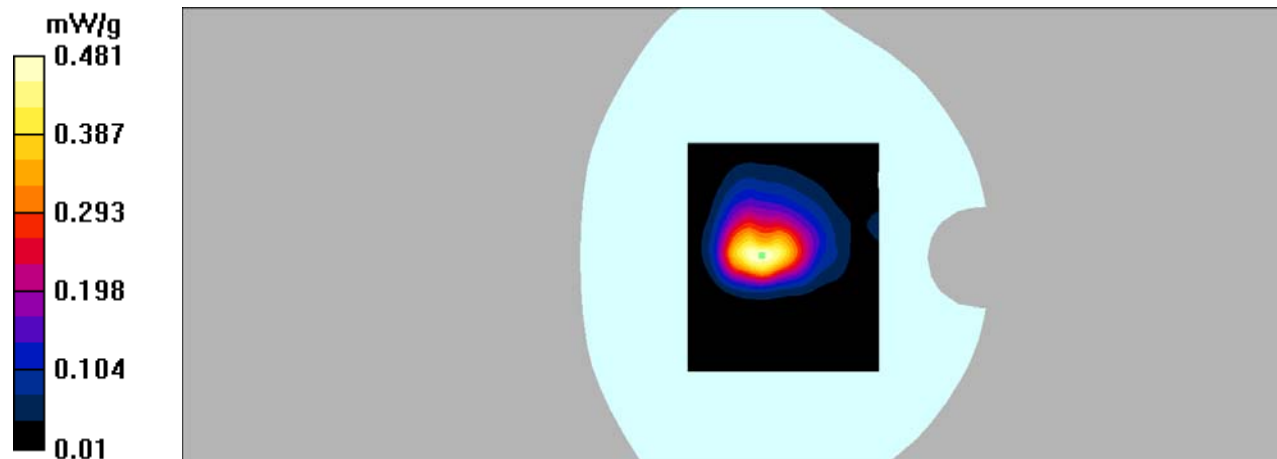
**Body Worn Back/GSM 1900 Low/Zoom Scan (7x7x7)/Cube 0:** Measurement grid: dx=5mm, dy=5mm, dz=5mm

Reference Value = 16.4 V/m; Power Drift = 0.075 dB

Peak SAR (extrapolated) = 1.01 W/kg

**SAR(1 g) = 0.433 mW/g; SAR(10 g) = 0.220 mW/g**

Maximum value of SAR (measured) = 0.481 mW/g



**DUT: Mobile Phone; Type: Touchbook M7 Pro;**

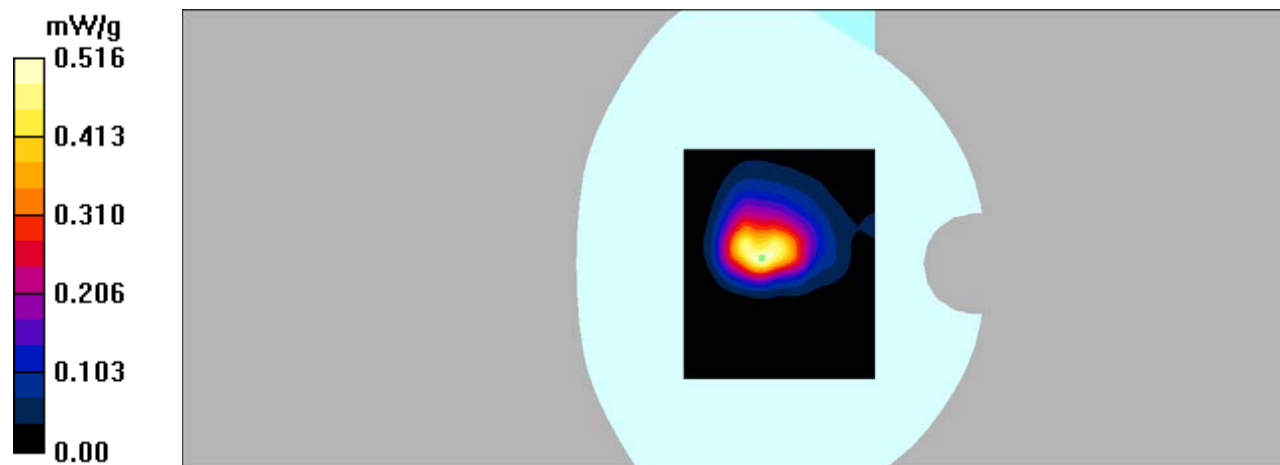
Communication System: GPRS bands -2slots; Frequency: 1850.2 MHz; Duty Cycle: 1:4  
Medium parameters used:  $f = 1850.2$  MHz;  $\sigma = 1.52$  mho/m;  $\epsilon_r = 53.05$ ;  $\rho = 1000$  kg/m<sup>3</sup>  
Phantom section: Flat Section

## DASY4 Configuration:

- Probe: EX3DV4 – SN7382; ConvF(8.31, 8.31, 8.31); Calibrated: 26/10/2016
- Sensor-Surface: 4mm (Mechanical Surface Detection)
- Electronics: DAE – SN772; Calibrated: 25/10/2016
- Phantom: TWIN SAM; Type: Twin SAM V5.0; Serial: 1909
- Measurement SW: DASY4, V4.5 Build 19; Postprocessing SW: SEMCAD, V1.8 Build 145

**Body Back/GSM 1900 Low/Area Scan (101x121x1):** Measurement grid: dx=10mm, dy=10mm  
Maximum value of SAR (interpolated) = 0.527 mW/g

**Body Back/GSM 1900 Low/Zoom Scan (7x7x7)/Cube 0:** Measurement grid: dx=5mm, dy=5mm, dz=5mm  
Reference Value = 15.9 V/m; Power Drift = 0.061 dB  
Peak SAR (extrapolated) = 1.05 W/kg  
**SAR(1 g) = 0.457 mW/g; SAR(10 g) = 0.226 mW/g**  
Maximum value of SAR (measured) = 0.516 mW/g



**DUT: Mobile Phone; Type: Touchbook M7 Pro;**

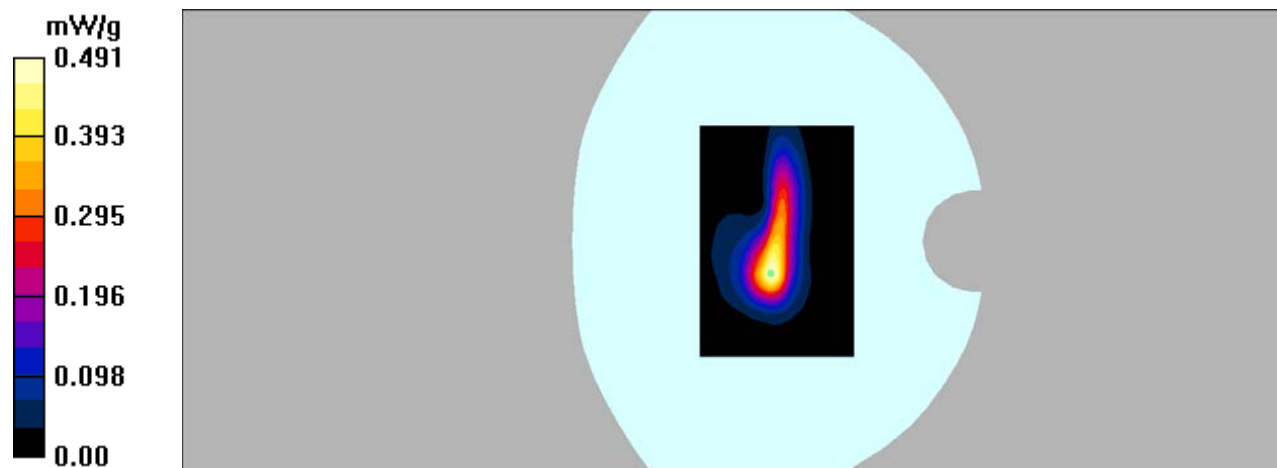
Communication System: GPRS bands -2slots; Frequency: 1850.2 MHz; Duty Cycle: 1:4  
Medium parameters used:  $f = 1850.2$  MHz;  $\sigma = 1.52$  mho/m;  $\epsilon_r = 53.05$ ;  $\rho = 1000$  kg/m<sup>3</sup>  
Phantom section: Flat Section

## DASY4 Configuration:

- Probe: EX3DV4 – SN7382; ConvF(8.31, 8.31, 8.31); Calibrated: 26/10/2016
- Sensor-Surface: 4mm (Mechanical Surface Detection)
- Electronics: DAE – SN772; Calibrated: 25/10/2016
- Phantom: TWIN SAM; Type: Twin SAM V5.0; Serial: 1909
- Measurement SW: DASY4, V4.5 Build 19; Postprocessing SW: SEMCAD, V1.8 Build 145

**Body Right/GSM 1900 Low/Area Scan (81x121x1):** Measurement grid: dx=10mm, dy=10mm  
Maximum value of SAR (interpolated) = 0.501 mW/g

**Body Right/GSM 1900 Low/Zoom Scan (7x7x7)/Cube 0:** Measurement grid: dx=5mm, dy=5mm, dz=5mm  
Reference Value = 16.2 V/m; Power Drift = -0.050 dB  
Peak SAR (extrapolated) = 1.12 W/kg  
**SAR(1 g) = 0.412 mW/g; SAR(10 g) = 0.175 mW/g**  
Maximum value of SAR (measured) = 0.491 mW/g



**DUT: Mobile Phone; Type: Touchbook M7 Pro;**

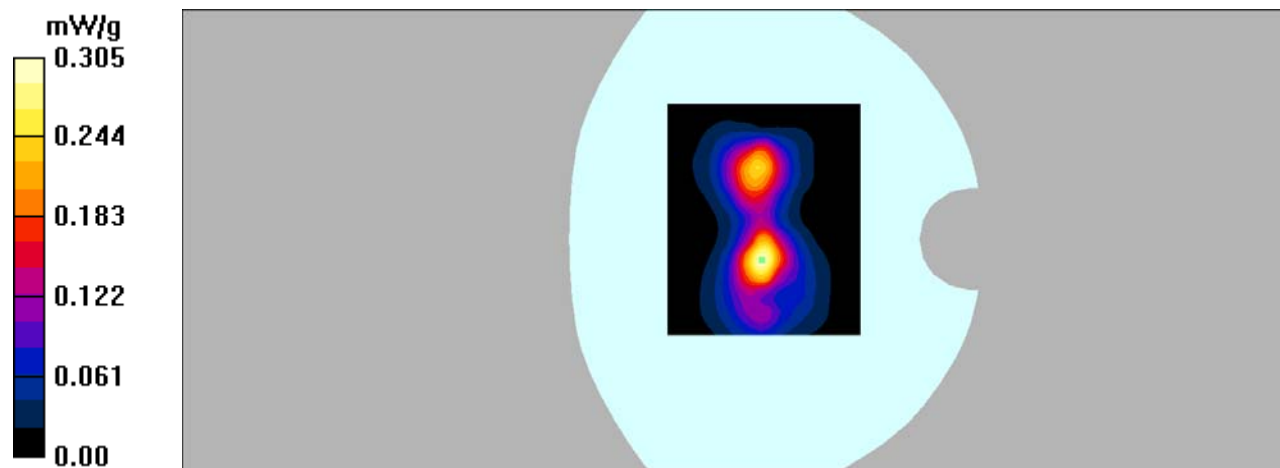
Communication System: GPRS bands -2slots; Frequency: 1850.2 MHz;Duty Cycle: 1:4  
Medium parameters used:  $f = 1850.2$  MHz;  $\sigma = 1.52$  mho/m;  $\epsilon_r = 53.05$ ;  $\rho = 1000$  kg/m<sup>3</sup>  
Phantom section: Flat Section

## DASY4 Configuration:

- Probe: EX3DV4 – SN7382; ConvF(8.31, 8.31, 8.31); Calibrated: 26/10/2016
- Sensor-Surface: 4mm (Mechanical Surface Detection)
- Electronics: DAE – SN772; Calibrated: 25/10/2016
- Phantom: TWIN SAM; Type: Twin SAM V5.0; Serial: 1909
- Measurement SW: DASY4, V4.5 Build 19; Postprocessing SW: SEMCAD, V1.8 Build 145

**Body Bottom/GSM 1900 Low/Area Scan (101x121x1):** Measurement grid: dx=10mm, dy=10mm  
Maximum value of SAR (interpolated) = 0.295 mW/g

**Body Bottom/GSM 1900 Low/Zoom Scan (7x7x7)/Cube 0:** Measurement grid: dx=5mm, dy=5mm, dz=5mm  
Reference Value = 11.8 V/m; Power Drift = -0.190 dB  
Peak SAR (extrapolated) = 1.17 W/kg  
**SAR(1 g) = 0.250 mW/g; SAR(10 g) = 0.104 mW/g**  
Maximum value of SAR (measured) = 0.305 mW/g



**DUT: Mobile Phone; Type: Touchbook M7 Pro;**

Communication System: 3G Bands; Frequency: 826.4 MHz; Duty Cycle: 1:1

Medium parameters used:  $f = 826.4$  MHz;  $\sigma = 0.92$  mho/m;  $\epsilon_r = 42.03$ ;  $\rho = 1000$  kg/m<sup>3</sup>

Phantom section: Flat Section

**DASY4 Configuration:**

- Probe: EX3DV4 – SN7382; ConvF(10.50, 10.50, 10.50); Calibrated: 26/10/2016

- Sensor-Surface: 4mm (Mechanical Surface Detection)

- Electronics: DAE – SN772; Calibrated: 25/10/2016

- Phantom: TWIN SAM; Type: Twin SAM V5.0; Serial: 1909

- Measurement SW: DASY4, V4.5 Build 19; Postprocessing SW: SEMCAD, V1.8 Build 145

**Head Cheek/WCDMA Band 5 Low/Area Scan (101x121x1):** Measurement grid: dx=10mm, dy=10mm

Maximum value of SAR (interpolated) = 0.063 mW/g

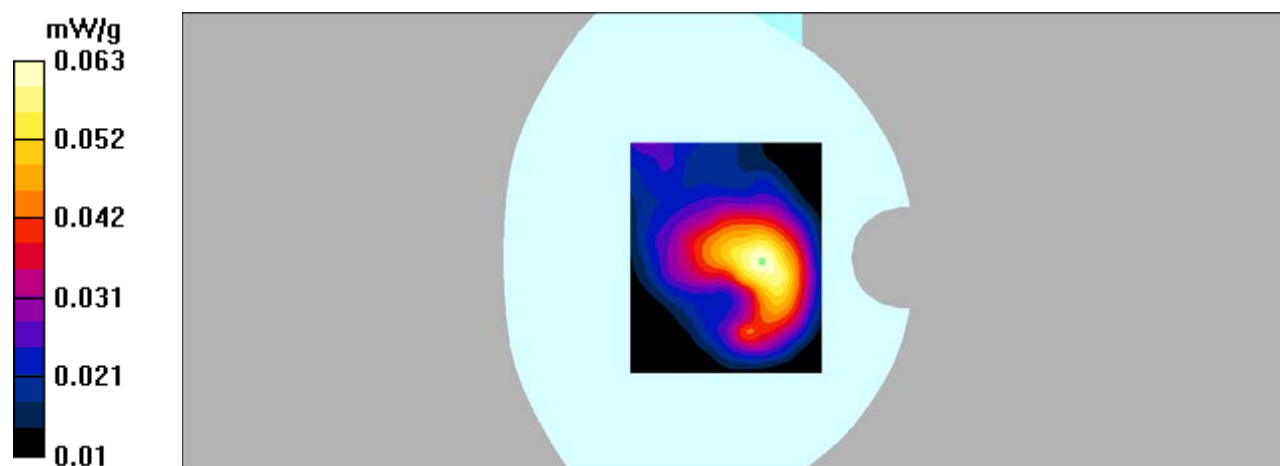
**Head Cheek/WCDMA Band 5 Low/Zoom Scan (7x7x7)/Cube 0:** Measurement grid: dx=5mm, dy=5mm, dz=5mm

Reference Value = 6.84 V/m; Power Drift = 0.060 dB

Peak SAR (extrapolated) = 0.088 W/kg

**SAR(1 g) = 0.059 mW/g; SAR(10 g) = 0.039 mW/g**

Maximum value of SAR (measured) = 0.063 mW/g



**DUT: Mobile Phone; Type: Touchbook M7 Pro;**

Communication System: 3G Bands; Frequency: 826.4 MHz; Duty Cycle: 1:1

Medium parameters used:  $f = 826.4$  MHz;  $\sigma = 0.97$  mho/m;  $\epsilon_r = 55.92$ ;  $\rho = 1000$  kg/m<sup>3</sup>

Phantom section: Flat Section

**DASY4 Configuration:**

- Probe: EX3DV4 – SN7382; ConvF(10.54, 10.54, 10.54); Calibrated: 26/10/2016

- Sensor-Surface: 4mm (Mechanical Surface Detection)

- Electronics: DAE – SN772; Calibrated: 25/10/2016

- Phantom: TWIN SAM; Type: Twin SAM V5.0; Serial: 1909

- Measurement SW: DASY4, V4.5 Build 19; Postprocessing SW: SEMCAD, V1.8 Build 145

**Body Back/WCDMA Band 5 Low/Area Scan (101x121x1):** Measurement grid: dx=10mm, dy=10mm

Maximum value of SAR (interpolated) = 0.465 mW/g

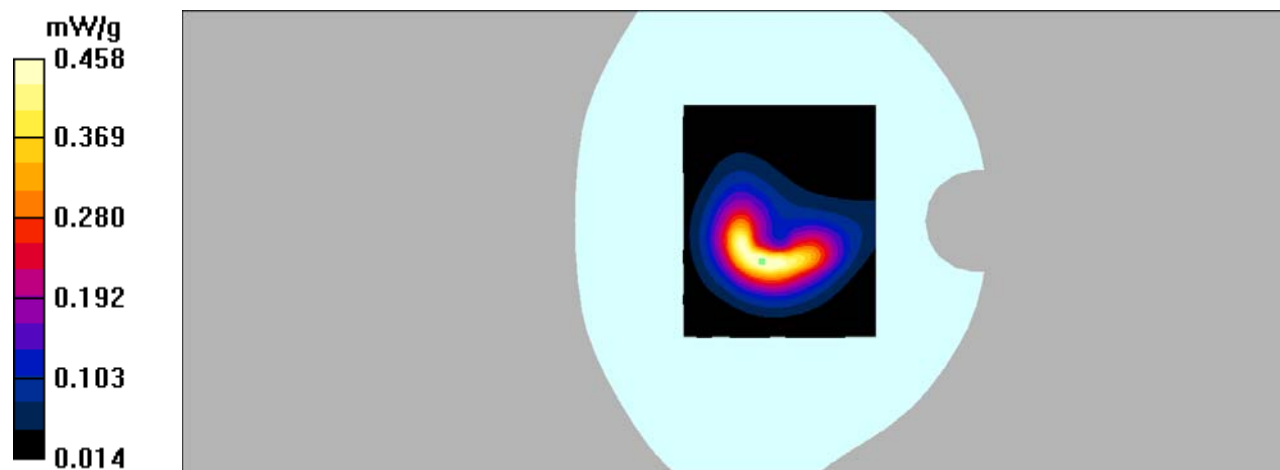
**Body Back/WCDMA Band 5 Low/Zoom Scan (7x7x7)/Cube 0:** Measurement grid: dx=5mm, dy=5mm, dz=5mm

Reference Value = 10.5 V/m; Power Drift = 0.199 dB

Peak SAR (extrapolated) = 0.908 W/kg

**SAR(1 g) = 0.417 mW/g; SAR(10 g) = 0.215 mW/g**

Maximum value of SAR (measured) = 0.458 mW/g



**DUT: Mobile Phone; Type: Touchbook M7 Pro;**

Communication System: 3G Bands; Frequency: 826.4 MHz; Duty Cycle: 1:1

Medium parameters used:  $f = 826.4$  MHz;  $\sigma = 0.97$  mho/m;  $\epsilon_r = 55.92$ ;  $\rho = 1000$  kg/m<sup>3</sup>

Phantom section: Flat Section

**DASY4 Configuration:**

- Probe: EX3DV4 – SN7382; ConvF(10.54, 10.54, 10.54); Calibrated: 26/10/2016

- Sensor-Surface: 4mm (Mechanical Surface Detection)

- Electronics: DAE – SN772; Calibrated: 25/10/2016

- Phantom: TWIN SAM; Type: Twin SAM V5.0; Serial: 1909

- Measurement SW: DASY4, V4.5 Build 19; Postprocessing SW: SEMCAD, V1.8 Build 145

**Body Right/WCDMA Band 5 Low/Area Scan (101x121x1):** Measurement grid: dx=10mm, dy=10mm

Maximum value of SAR (interpolated) = 0.156 mW/g

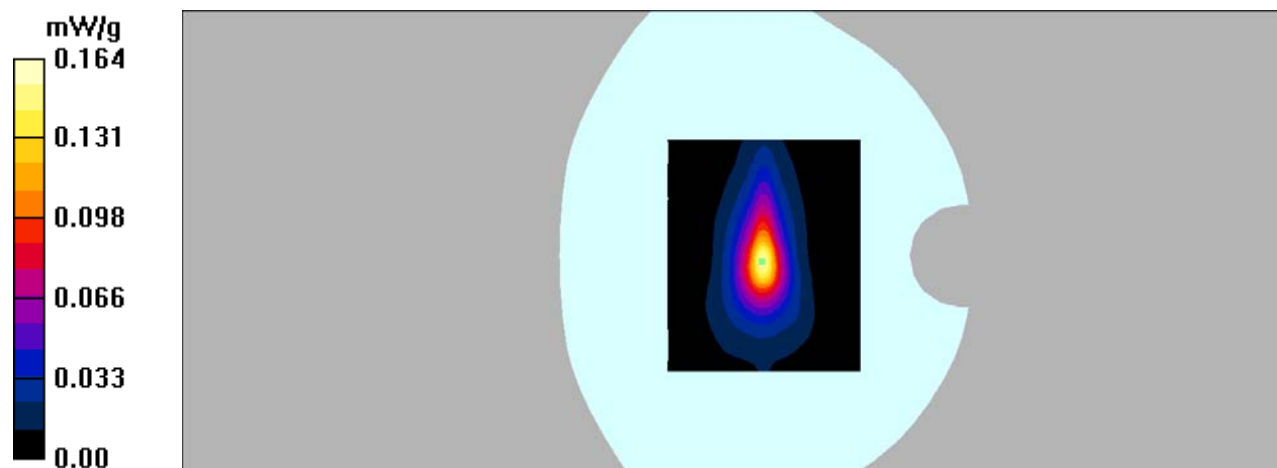
**Body Right/WCDMA Band 5 Low/Zoom Scan (7x7x7)/Cube 0:** Measurement grid: dx=5mm, dy=5mm, dz=5mm

Reference Value = 13.0 V/m; Power Drift = -0.153 dB

Peak SAR (extrapolated) = 0.320 W/kg

**SAR(1 g) = 0.138 mW/g; SAR(10 g) = 0.067 mW/g**

Maximum value of SAR (measured) = 0.164 mW/g



**DUT: Mobile Phone; Type: Touchbook M7 Pro;**

Communication System: 3G Bands; Frequency: 826.4 MHz; Duty Cycle: 1:1

Medium parameters used:  $f = 826.4$  MHz;  $\sigma = 0.97$  mho/m;  $\epsilon_r = 55.92$ ;  $\rho = 1000$  kg/m<sup>3</sup>

Phantom section: Flat Section

**DASY4 Configuration:**

- Probe: EX3DV4 – SN7382; ConvF(10.54, 10.54, 10.54); Calibrated: 26/10/2016

- Sensor-Surface: 4mm (Mechanical Surface Detection)

- Electronics: DAE – SN772; Calibrated: 25/10/2016

- Phantom: TWIN SAM; Type: Twin SAM V5.0; Serial: 1909

- Measurement SW: DASY4, V4.5 Build 19; Postprocessing SW: SEMCAD, V1.8 Build 145

**Body Bottom/WCDMA Band 5 Low/Area Scan (101x121x1):** Measurement grid: dx=10mm, dy=10mm

Maximum value of SAR (interpolated) = 0.693 mW/g

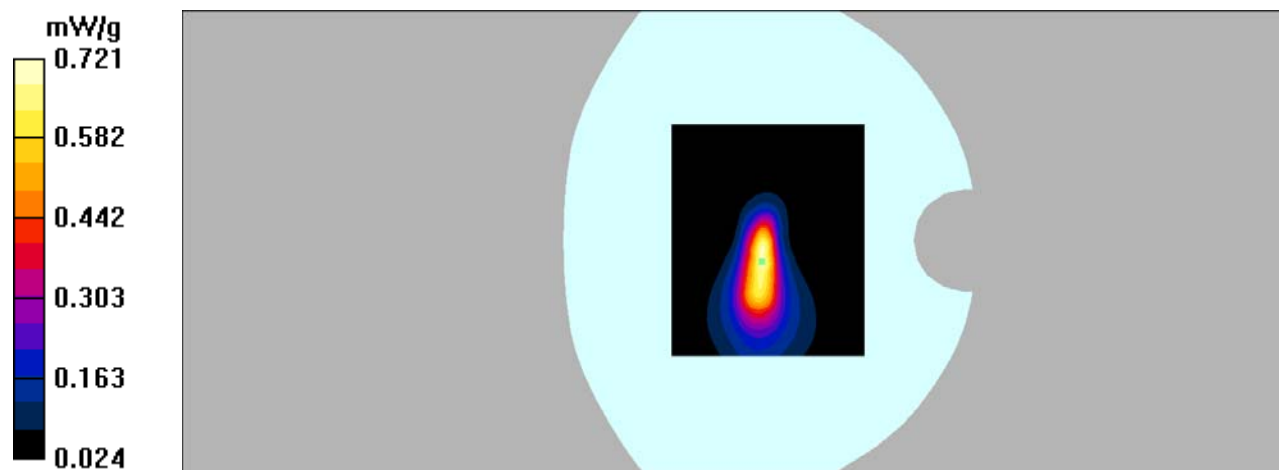
**Body Bottom/WCDMA Band 5 Low/Zoom Scan (7x7x7)/Cube 0:** Measurement grid: dx=5mm, dy=5mm, dz=5mm

Reference Value = 24.4 V/m; Power Drift = 0.070 dB

Peak SAR (extrapolated) = 1.57 W/kg

**SAR(1 g) = 0.613 mW/g; SAR(10 g) = 0.307 mW/g**

Maximum value of SAR (measured) = 0.721 mW/g





**DUT: Mobile Phone; Type: Touchbook M7 Pro;**

Communication System: 3G Bands; Frequency: 1880 MHz; Duty Cycle: 1:1

Medium parameters used:  $f = 1880$  MHz;  $\sigma = 1.42$  mho/m;  $\epsilon_r = 39.61$ ;  $\rho = 1000$  kg/m<sup>3</sup>

Phantom section: Flat Section

**DASY4 Configuration:**

- Probe: EX3DV4 – SN7382; ConvF(8.71, 8.71, 8.71); Calibrated: 26/10/2016

- Sensor-Surface: 4mm (Mechanical Surface Detection)

- Electronics: DAE – SN772; Calibrated: 25/10/2016

- Phantom: TWIN SAM; Type: Twin SAM V5.0; Serial: 1909

- Measurement SW: DASY4, V4.5 Build 19; Postprocessing SW: SEMCAD, V1.8 Build 145

**Head Cheek/WCDMA Band 2 Mid/Area Scan (101x121x1):** Measurement grid: dx=10mm, dy=10mm

Maximum value of SAR (interpolated) = 0.214 mW/g

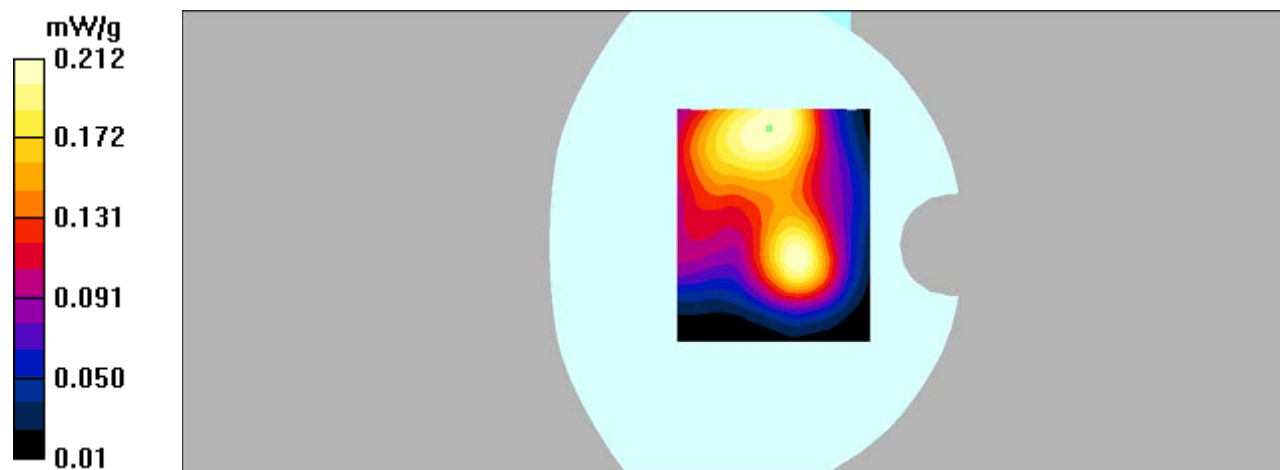
**Head Cheek/WCDMA Band 2 Mid/Zoom Scan (7x7x7)/Cube 0:** Measurement grid: dx=5mm, dy=5mm, dz=5mm

Reference Value = 9.22 V/m; Power Drift = -0.028 dB

Peak SAR (extrapolated) = 0.306 W/kg

**SAR(1 g) = 0.199 mW/g; SAR(10 g) = 0.131 mW/g**

Maximum value of SAR (measured) = 0.212 mW/g



**DUT: Mobile Phone; Type: Touchbook M7 Pro;**

Communication System: 3G Bands; Frequency: 1852.4 MHz; Duty Cycle: 1:1

Medium parameters used:  $f = 1852.4$  MHz;  $\sigma = 1.52$  mho/m;  $\epsilon_r = 52.77$ ;  $\rho = 1000$  kg/m<sup>3</sup>

Phantom section: Flat Section

**DASY4 Configuration:**

- Probe: EX3DV4 – SN7382; ConvF(8.31, 8.31, 8.31); Calibrated: 26/10/2016

- Sensor-Surface: 4mm (Mechanical Surface Detection)

- Electronics: DAE – SN772; Calibrated: 25/10/2016

- Phantom: TWIN SAM; Type: Twin SAM V5.0; Serial: 1909

- Measurement SW: DASY4, V4.5 Build 19; Postprocessing SW: SEMCAD, V1.8 Build 145

**Body Back/WCDMA Band 2 Low/Area Scan (101x121x1):** Measurement grid: dx=10mm, dy=10mm

Maximum value of SAR (interpolated) = 1.16 mW/g


**Body Back/WCDMA Band 2 Low/Zoom Scan (7x7x7)/Cube 0:** Measurement grid: dx=5mm, dy=5mm, dz=5mm

Reference Value = 20.3 V/m; Power Drift = 0.104 dB

Peak SAR (extrapolated) = 2.66 W/kg

**SAR(1 g) = 1.09 mW/g; SAR(10 g) = 0.519 mW/g**

Maximum value of SAR (measured) = 1.23 mW/g



**DUT: Mobile Phone; Type: Touchbook M7 Pro;**

Communication System: 3G Bands; Frequency: 1880 MHz; Duty Cycle: 1:1

Medium parameters used:  $f = 1880$  MHz;  $\sigma = 1.51$  mho/m;  $\epsilon_r = 52.65$ ;  $\rho = 1000$  kg/m<sup>3</sup>

Phantom section: Flat Section

**DASY4 Configuration:**

- Probe: EX3DV4 – SN7382; ConvF(8.31, 8.31, 8.31); Calibrated: 26/10/2016

- Sensor-Surface: 4mm (Mechanical Surface Detection)

- Electronics: DAE – SN772; Calibrated: 25/10/2016

- Phantom: TWIN SAM; Type: Twin SAM V5.0; Serial: 1909

- Measurement SW: DASY4, V4.5 Build 19; Postprocessing SW: SEMCAD, V1.8 Build 145

**Body Back/WCDMA Band 2 Mid/Area Scan (101x121x1):** Measurement grid: dx=10mm, dy=10mm

Maximum value of SAR (interpolated) = 1.03 mW/g

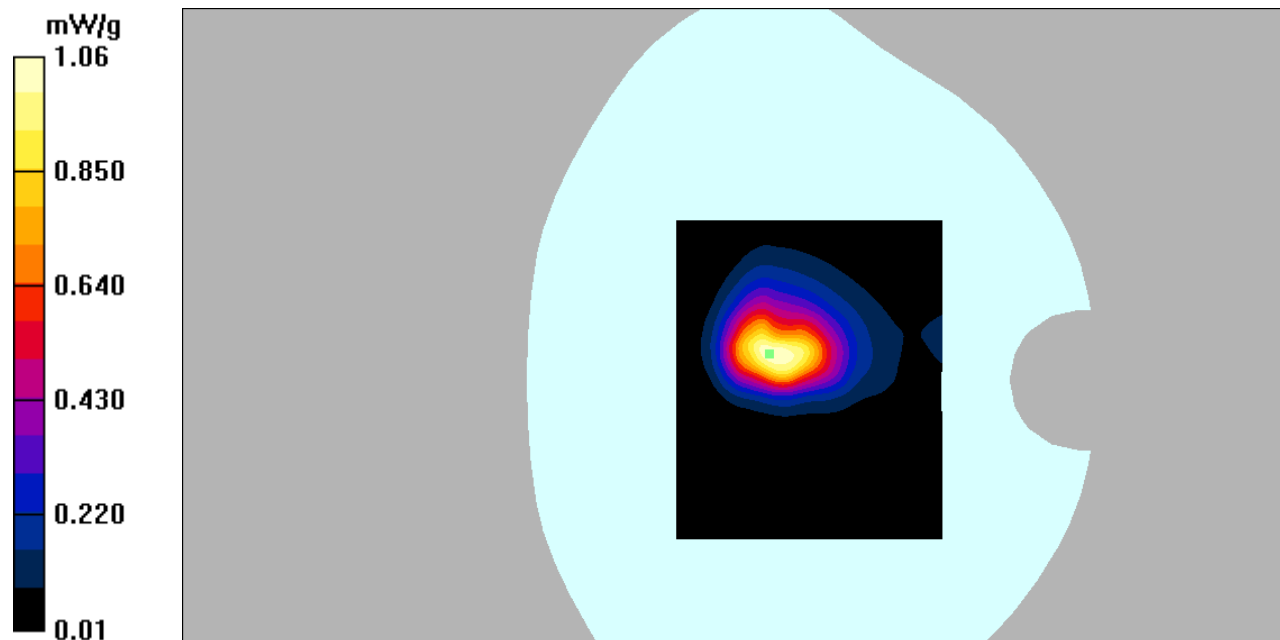
**Body Back/WCDMA Band 2 Mid/Zoom Scan (7x7x7)/Cube 0:** Measurement grid: dx=5mm, dy=5mm, dz=5mm

Reference Value = 19.0 V/m; Power Drift = -0.016 dB

Peak SAR (extrapolated) = 2.41 W/kg

**SAR(1 g) = 0.967 mW/g; SAR(10 g) = 0.462 mW/g**

Maximum value of SAR (measured) = 1.06 mW/g



**DUT: Mobile Phone; Type: Touchbook M7 Pro;**

Communication System: 3G Bands; Frequency: 1907.6 MHz; Duty Cycle: 1:1

Medium parameters used:  $f = 1907.6$  MHz;  $\sigma = 1.52$  mho/m;  $\epsilon_r = 51.93$ ;  $\rho = 1000$  kg/m<sup>3</sup>

Phantom section: Flat Section

**DASY4 Configuration:**

- Probe: EX3DV4 – SN7382; ConvF(8.31, 8.31, 8.31); Calibrated: 26/10/2016
- Sensor-Surface: 4mm (Mechanical Surface Detection)
- Electronics: DAE – SN772; Calibrated: 25/10/2016
- Phantom: TWIN SAM; Type: Twin SAM V5.0; Serial: 1909
- Measurement SW: DASY4, V4.5 Build 19; Postprocessing SW: SEMCAD, V1.8 Build 145

**Body Back/WCDMA Band 2 High/Area Scan (101x121x1):** Measurement grid: dx=10mm, dy=10mm

Maximum value of SAR (interpolated) = 0.729 mW/g

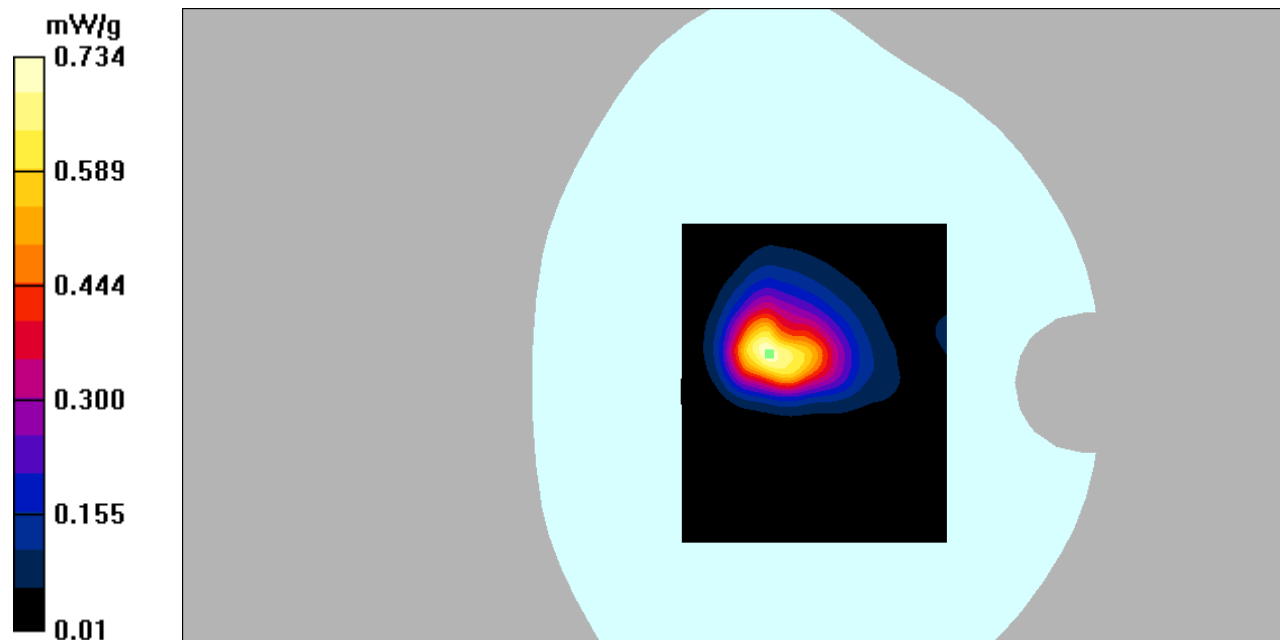
**Body Back/WCDMA Band 2 High/Zoom Scan (7x7x7)/Cube 0:** Measurement grid: dx=5mm, dy=5mm, dz=5mm

Reference Value = 14.9 V/m; Power Drift = -0.131 dB

Peak SAR (extrapolated) = 1.69 W/kg

**SAR(1 g) = 0.658 mW/g; SAR(10 g) = 0.310 mW/g**

Maximum value of SAR (measured) = 0.734 mW/g



**DUT: Mobile Phone; Type: Touchbook M7 Pro;**

Communication System: 3G Bands; Frequency: 1880 MHz; Duty Cycle: 1:1

Medium parameters used:  $f = 1880$  MHz;  $\sigma = 1.51$  mho/m;  $\epsilon_r = 52.65$ ;  $\rho = 1000$  kg/m<sup>3</sup>

Phantom section: Flat Section

**DASY4 Configuration:**

- Probe: EX3DV4 – SN7382; ConvF(8.31, 8.31, 8.31); Calibrated: 26/10/2016

- Sensor-Surface: 4mm (Mechanical Surface Detection)

- Electronics: DAE – SN772; Calibrated: 25/10/2016

- Phantom: TWIN SAM; Type: Twin SAM V5.0; Serial: 1909

- Measurement SW: DASY4, V4.5 Build 19; Postprocessing SW: SEMCAD, V1.8 Build 145

**Body Right/WCDMA Band 2 Mid/Area Scan (81x121x1):** Measurement grid: dx=10mm, dy=10mm

Maximum value of SAR (interpolated) = 0.926 mW/g

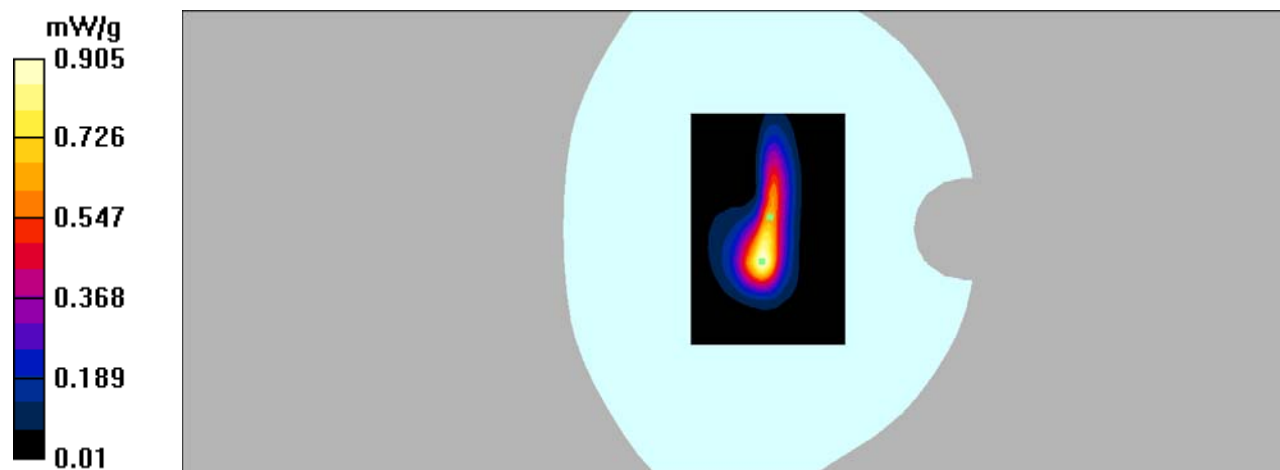
**Body Right/WCDMA Band 2 Mid/Zoom Scan (7x7x7)/Cube 0:** Measurement grid: dx=5mm, dy=5mm, dz=5mm

Reference Value = 21.7 V/m; Power Drift = 0.023 dB

Peak SAR (extrapolated) = 2.08 W/kg

**SAR(1 g) = 0.789 mW/g; SAR(10 g) = 0.343 mW/g**

Maximum value of SAR (measured) = 0.905 mW/g



**DUT: Mobile Phone; Type: Touchbook M7 Pro;**

Communication System: 3G Bands; Frequency: 1880 MHz; Duty Cycle: 1:1

Medium parameters used:  $f = 1880$  MHz;  $\sigma = 1.51$  mho/m;  $\epsilon_r = 52.65$ ;  $\rho = 1000$  kg/m<sup>3</sup>

Phantom section: Flat Section

**DASY4 Configuration:**

- Probe: EX3DV4 – SN7382; ConvF(8.31, 8.31, 8.31); Calibrated: 26/10/2016

- Sensor-Surface: 4mm (Mechanical Surface Detection)

- Electronics: DAE – SN772; Calibrated: 25/10/2016

- Phantom: TWIN SAM; Type: Twin SAM V5.0; Serial: 1909

- Measurement SW: DASY4, V4.5 Build 19; Postprocessing SW: SEMCAD, V1.8 Build 145

**Body Bottom/WCDMA Band 2 Mid/Area Scan (101x121x1):** Measurement grid: dx=10mm, dy=10mm

Maximum value of SAR (interpolated) = 0.601 mW/g

**Body Bottom/WCDMA Band 2 Mid/Zoom Scan (7x7x7)/Cube 0:** Measurement grid: dx=5mm, dy=5mm, dz=5mm

Reference Value = 15.2 V/m; Power Drift = -0.176 dB

Peak SAR (extrapolated) = 1.24 W/kg

**SAR(1 g) = 0.528 mW/g; SAR(10 g) = 0.231 mW/g**

Maximum value of SAR (measured) = 0.602 mW/g

