

System Check_H835

DUT: Dipole 835 MHz

Communication System: CW; Frequency: 835 MHz; Duty Cycle: 1:1

Medium: HSL835 Medium parameters used: $f = 835 \text{ MHz}$; $\sigma = 0.928 \text{ mho/m}$; $\epsilon_r = 43$; $\rho = 1000 \text{ kg/m}^3$

DASY Configuration:

- Probe: ES3DV3 - SN3090; ConvF(6.34, 6.34, 6.34); Calibrated: 2018/4/3
- Sensor-Surface: 3mm (Mechanical Surface Detection)
- Electronics: DAE4 Sn662; Calibrated: 2018/5/11
- Phantom: SAM 2; Type: QD 000 P40 CB; Serial: TP-1376
- ; Postprocessing SW: SEMCAD, V1.8 Build 186

system check/Area Scan (51x101x1): Measurement grid: $dx=15\text{mm}$, $dy=15\text{mm}$

Maximum value of SAR (interpolated) = 1.14 mW/g

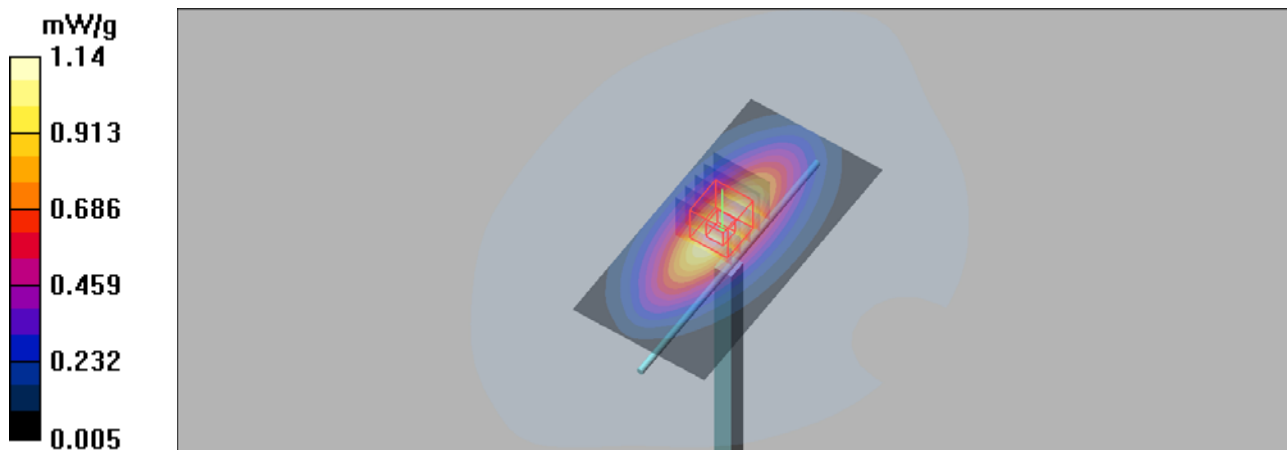
system check/Zoom Scan (5x5x7)/Cube 0: Measurement grid: $dx=8\text{mm}$, $dy=8\text{mm}$, $dz=5\text{mm}$

Reference Value = 33.4 V/m; Power Drift = 0.03 dB

Peak SAR (extrapolated) = 1.53 W/kg

SAR(1 g) = 0.969 mW/g; SAR(10 g) = 0.619 mW/g

Maximum value of SAR (measured) = 1.15 mW/g



System Check_H1800

DUT: Dipole 1800 MHz

Communication System: CW; Frequency: 1800 MHz; Duty Cycle: 1:1

Medium: HSL1800 Medium parameters used: $f = 1800$ MHz; $\sigma = 1.44$ mho/m; $\epsilon_r = 40.3$; $\rho = 1000$ kg/m³

DASY Configuration:

- Probe: ES3DV3 - SN3090; ConvF(5.3, 5.3, 5.3); Calibrated: 2018/4/3
- Sensor-Surface: 3mm (Mechanical Surface Detection)
- Electronics: DAE4 Sn662; Calibrated: 2018/5/11
- Phantom: SAM 2; Type: QD 000 P40 CB; Serial: TP-1376
- ; Postprocessing SW: SEMCAD, V1.8 Build 186

system check/Area Scan (51x71x1): Measurement grid: dx=15mm, dy=15mm

Maximum value of SAR (interpolated) = 5.23 mW/g

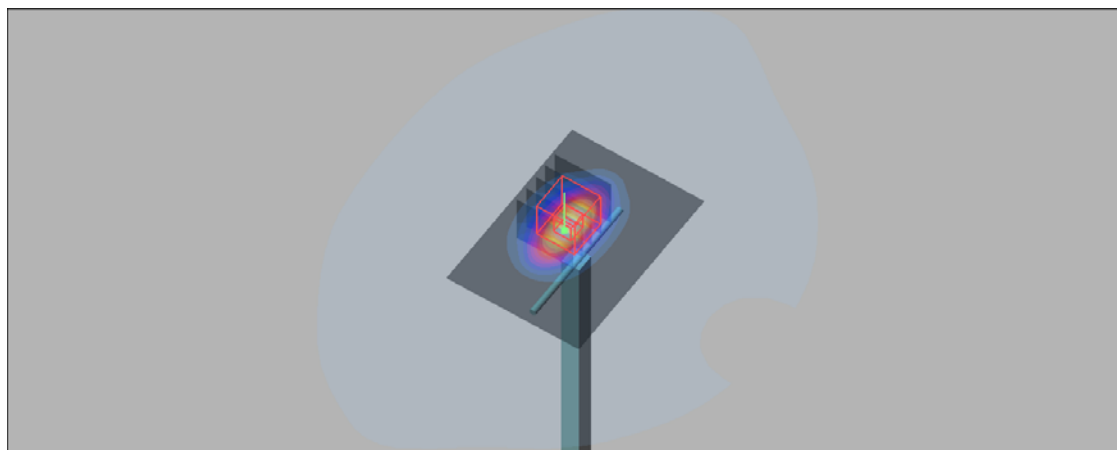
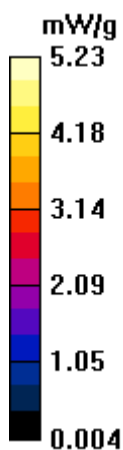
system check/Zoom Scan (5x5x7)/Cube 0: Measurement grid: dx=8mm, dy=8mm, dz=5mm

Reference Value = 49.3 V/m; Power Drift = 0.12 dB

Peak SAR (extrapolated) = 7.26 W/kg

SAR(1 g) = 3.97 mW/g; SAR(10 g) = 2.08 mW/g

Maximum value of SAR (measured) = 4.93 mW/g



System Check_H1900

DUT: Dipole 1900 MHz

Communication System: CW; Frequency: 1900 MHz; Duty Cycle: 1:1

Medium: HSL1900 Medium parameters used: $f = 1900$ MHz; $\sigma = 1.38$ mho/m; $\epsilon_r = 39.8$; $\rho = 1000$ kg/m³

DASY Configuration:

- Probe: ES3DV3 - SN3090; ConvF(4.92, 4.92, 4.92); Calibrated: 2018/4/3
- Sensor-Surface: 3mm (Mechanical Surface Detection)
- Electronics: DAE4 Sn662; Calibrated: 2018/5/11
- Phantom: SAM 2; Type: QD 000 P40 CB; Serial: TP-1376
- ; Postprocessing SW: SEMCAD, V1.8 Build 186

system check/Area Scan (51x71x1): Measurement grid: dx=15mm, dy=15mm

Maximum value of SAR (interpolated) = 5.32 mW/g

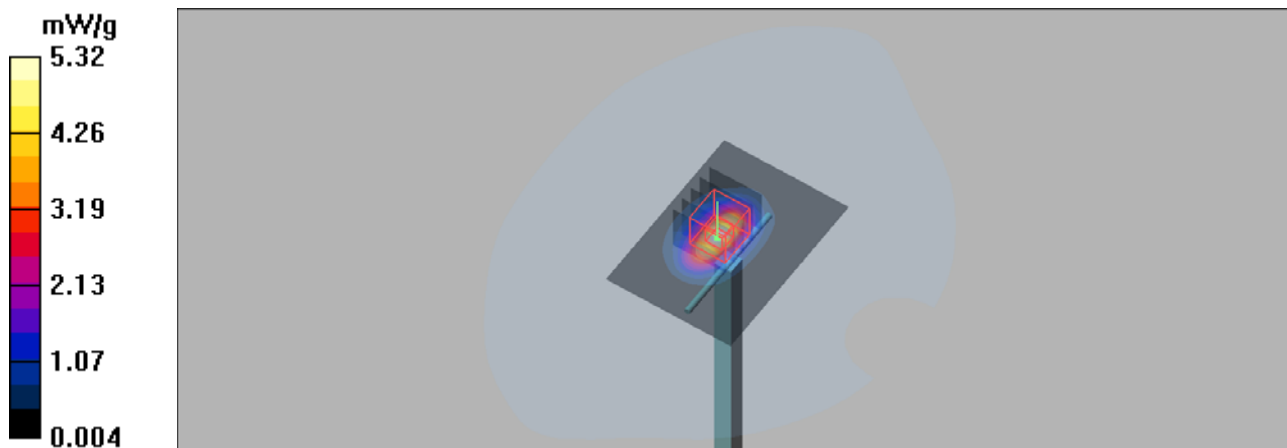
system check/Zoom Scan (5x5x7)/Cube 0: Measurement grid: dx=8mm, dy=8mm, dz=5mm

Reference Value = 52.6 V/m; Power Drift = 0.12 dB

Peak SAR (extrapolated) = 7.17 W/kg

SAR(1 g) = 3.82 mW/g; SAR(10 g) = 1.95 mW/g

Maximum value of SAR (measured) = 4.88 mW/g



System Check_H2450

DUT: Dipole 2450 MHz

Communication System: CW; Frequency: 2450 MHz; Duty Cycle: 1:1

Medium: HSL2450 Medium parameters used: $f = 2450$ MHz; $\sigma = 1.78$ mho/m; $\epsilon_r = 40.2$; $\rho = 1000$ kg/m³

DASY Configuration:

- Probe: ES3DV3 - SN3090; ConvF(4.54, 4.54, 4.54); Calibrated: 2018/4/3
- Sensor-Surface: 3mm (Mechanical Surface Detection)
- Electronics: DAE4 Sn662; Calibrated: 2018/5/11
- Phantom: SAM 1; Type: QD 000 P40 CB; Serial: TP-1378
- ; Postprocessing SW: SEMCAD, V1.8 Build 186

system check/Area Scan (51x71x1): Measurement grid: dx=15mm, dy=15mm

Maximum value of SAR (interpolated) = 8.22 mW/g

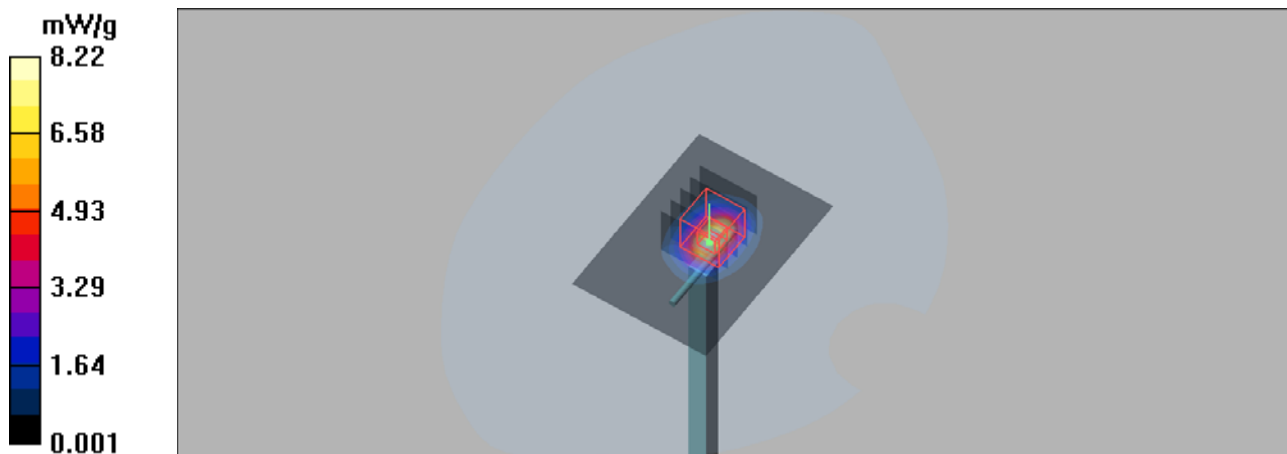
system check/Zoom Scan (5x5x7)/Cube 0: Measurement grid: dx=8mm, dy=8mm, dz=5mm

Reference Value = 62.8 V/m; Power Drift = -0.05 dB

Peak SAR (extrapolated) = 11.5 W/kg

SAR(1 g) = 5.57 mW/g; SAR(10 g) = 2.59 mW/g

Maximum value of SAR (measured) = 7.15 mW/g



System Check_B835

DUT: Dipole 835 MHz

Communication System: CW; Frequency: 835 MHz; Duty Cycle: 1:1

Medium: MSL835 Medium parameters used: $f = 835 \text{ MHz}$; $\sigma = 0.991 \text{ mho/m}$; $\epsilon_r = 55.8$; $\rho = 1000 \text{ kg/m}^3$

DASY Configuration:

- Probe: ES3DV3 - SN3090; ConvF(6.41, 6.41, 6.41); Calibrated: 2018/4/3
- Sensor-Surface: 3mm (Mechanical Surface Detection)
- Electronics: DAE4 Sn662; Calibrated: 2018/5/11
- Phantom: Triple Flat Phantom 5.1C; Type: QD 000 P51 CA; Serial: 1125
- ; Postprocessing SW: SEMCAD, V1.8 Build 186

system check/Area Scan (51x81x1): Measurement grid: $dx=15\text{mm}$, $dy=15\text{mm}$

Maximum value of SAR (interpolated) = 1.12 mW/g

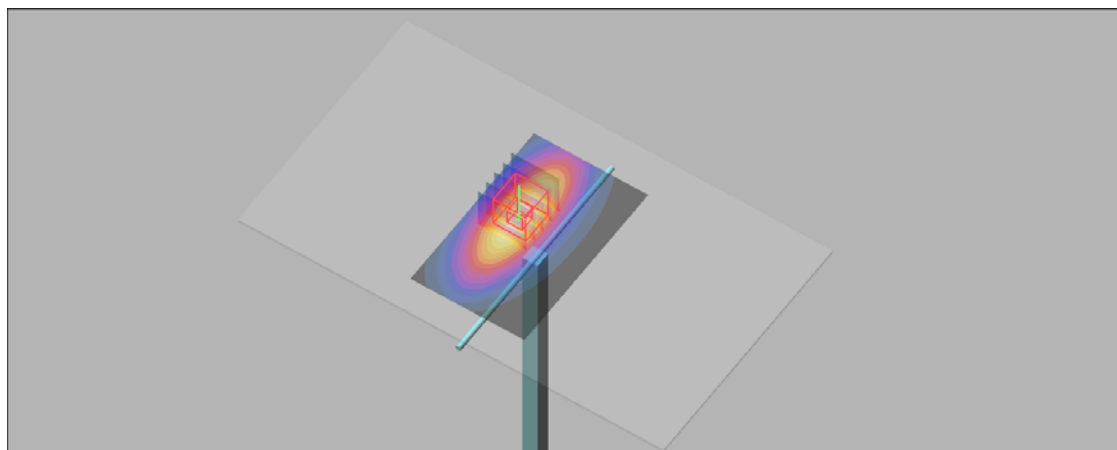
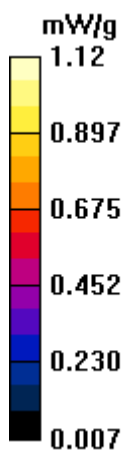
system check/Zoom Scan (5x5x7)/Cube 0: Measurement grid: $dx=8\text{mm}$, $dy=8\text{mm}$, $dz=5\text{mm}$

Reference Value = 27.8 V/m; Power Drift = 0.17 dB

Peak SAR (extrapolated) = 1.46 W/kg

SAR(1 g) = 0.968 mW/g; SAR(10 g) = 0.638 mW/g

Maximum value of SAR (measured) = 1.13 mW/g



System Check_B1800

DUT: Dipole 1800 MHz

Communication System: CW; Frequency: 1800 MHz; Duty Cycle: 1:1

Medium: MSL1800 Medium parameters used: $f = 1800$ MHz; $\sigma = 1.53$ mho/m; $\epsilon_r = 52.2$; $\rho = 1000$ kg/m³

DASY Configuration:

- Probe: ES3DV3 - SN3090; ConvF(4.95, 4.95, 4.95); Calibrated: 2018/4/3
- Sensor-Surface: 3mm (Mechanical Surface Detection)
- Electronics: DAE4 Sn662; Calibrated: 2018/5/11
- Phantom: SAM 1; Type: QD 000 P40 CB; Serial: TP/1378
- ; Postprocessing SW: SEMCAD, V1.8 Build 186

system check/Area Scan (51x71x1): Measurement grid: dx=15mm, dy=15mm

Maximum value of SAR (interpolated) = 5.61 mW/g

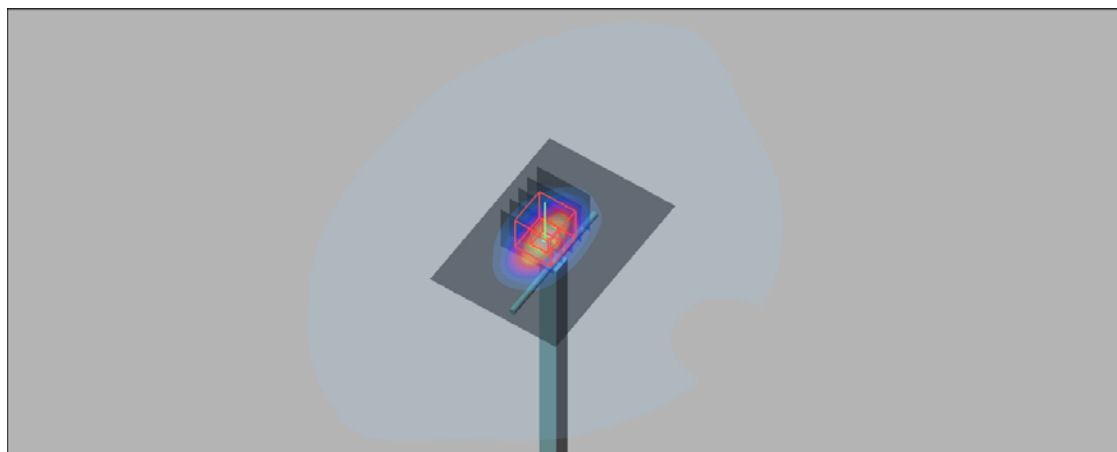
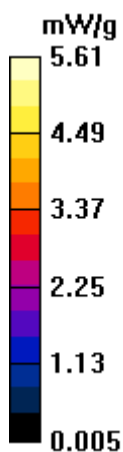
system check/Zoom Scan (5x5x7)/Cube 0: Measurement grid: dx=8mm, dy=8mm, dz=5mm

Reference Value = 54.4 V/m; Power Drift = 0.01 dB

Peak SAR (extrapolated) = 7.12 W/kg

SAR(1 g) = 4.04 mW/g; SAR(10 g) = 2.15 mW/g

Maximum value of SAR (measured) = 5.12 mW/g



System Check_B1900

DUT: Dipole 1900 MHz

Communication System: CW; Frequency: 1900 MHz; Duty Cycle: 1:1

Medium: MSL1900 Medium parameters used: $f = 1900$ MHz; $\sigma = 1.55$ mho/m; $\epsilon_r = 52.4$; $\rho = 1000$ kg/m³

DASY Configuration:

- Probe: ES3DV3 - SN3090; ConvF(4.48, 4.48, 4.48); Calibrated: 2018/4/3
- Sensor-Surface: 3mm (Mechanical Surface Detection)
- Electronics: DAE4 Sn662; Calibrated: 2018/5/11
- Phantom: SAM 1; Type: QD 000 P40 CB; Serial: TP/1378
- ; Postprocessing SW: SEMCAD, V1.8 Build 186

system check/Area Scan (51x71x1): Measurement grid: dx=15mm, dy=15mm

Maximum value of SAR (interpolated) = 5.73 mW/g

system check/Zoom Scan (5x5x7)/Cube 0: Measurement grid: dx=8mm, dy=8mm, dz=5mm

Reference Value = 54.8 V/m; Power Drift = 0.11 dB

Peak SAR (extrapolated) = 7.28 W/kg

SAR(1 g) = 4.07 mW/g; SAR(10 g) = 2.11 mW/g

Maximum value of SAR (measured) = 5.15 mW/g

