
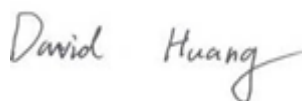



# RF EXPOSURE REPORT



Report No.: 17071129-FCC-H2

Supersede Report No.: N/A

|  |   |   |
|--|---|---|
| Applicant  | BLU Products, Inc.  |   |
| Product Name   | Mobile Phone  |   |
| Model No.  | STUDIO VIEW XL  |   |
| Serial No.   | N/A   |   |
| Test Standard  | FCC 2.1093:2016   |   |
| Test Date  | October 26 to November 15, 2017   |   |
| Issue Date   | November 16, 2017   |   |
| Test Result  | <input checked="" type="checkbox"/> Pass <input type="checkbox"/> Fail              |   |
| Equipment complied with the specification  | <input checked="" type="checkbox"/>   |   |
| Equipment did not comply with the specification  | <input type="checkbox"/>  |   |
|   |  |  |
| Loren Luo<br>Test Engineer   | David Huang<br>Checked By   |   |
| This test report may be reproduced in full only<br>Test result presented in this test report is applicable to the tested sample only |   |   |

Issued by:

**SIEMIC (SHENZHEN-CHINA) LABORATORIES**

Zone A, Floor 1, Building 2 Wan Ye Long Technology Park

South Side of Zhoushi Road, Bao' an District, Shenzhen, Guangdong China 518108

Phone: +86 0755 2601 4629801 Email: [China@siemic.com.cn](mailto:China@siemic.com.cn)

## Laboratories Introduction

SIEMIC, headquartered in the heart of Silicon Valley, with superior facilities in US and Asia, is one of the leading independent testing and certification facilities providing customers with one-stop shop services for Compliance Testing and Global Certifications.



In addition to testing and certification, SIEMIC provides initial design reviews and compliance management throughout a project. Our extensive experience with China, Asia Pacific, North America, European, and International compliance requirements, assures the fastest, most cost effective way to attain regulatory compliance for the global markets.

### Accreditations for Conformity Assessment

| Country/Region | Scope                              |
|----------------|------------------------------------|
| USA            | EMC, RF/Wireless, SAR, Telecom     |
| Canada         | EMC, RF/Wireless, SAR, Telecom     |
| Taiwan         | EMC, RF, Telecom, SAR, Safety      |
| Hong Kong      | RF/Wireless, SAR, Telecom          |
| Australia      | EMC, RF, Telecom, SAR, Safety      |
| Korea          | EMI, EMS, RF, SAR, Telecom, Safety |
| Japan          | EMI, RF/Wireless, SAR, Telecom     |
| Singapore      | EMC, RF, SAR, Telecom              |
| Europe         | EMC, RF, SAR, Telecom, Safety      |

|             |                 |
|-------------|-----------------|
| Test Report | 17071129-FCC-H2 |
| Page        | 3 of 9          |

This page has been left blank intentionally.

# CONTENTS

|  |   |
|--|---|
| 1. REPORT REVISION HISTORY.....  | 5 |
| 2. CUSTOMER INFORMATION .....  | 5 |
| 3. TEST SITE INFORMATION .....   | 5 |
| 4. EQUIPMENT UNDER TEST (EUT) INFORMATION .....                                  | 6 |
| 5. FCC §2.1093 - RADIOFREQUENCY RADIATION EXPOSURE EVALUATION: PORTABLE DEVICES. | 8 |
| 5.1 RF EXPOSURE.....   | 8 |
| 5.2 TEST RESULT .....  | 9 |

## 1. Report Revision History

| Report No.      | Report Version | Description | Issue Date        |
|-----------------|----------------|-------------|-------------------|
| 17071129-FCC-H2 | NONE           | Original    | November 16, 2017 |
|                 |                |             |                   |
|                 |                |             |                   |
|                 |                |             |                   |
|                 |                |             |                   |

## 2. Customer information

|                  |  |
|------------------|--|
| Applicant Name   | BLU Products, Inc.                     |
| Applicant Add    | 10814 NW 33rd St # 100 Doral, FL 33172 |
| Manufacturer     | BLU Products, Inc.                     |
| Manufacturer Add | 10814 NW 33rd St # 100 Doral, FL 33172 |

## 3. Test site information

|                      |  |
|----------------------|--|
| Lab performing tests | SIEMIC (Shenzhen-China) LABORATORIES   |
| Lab Address          | Zone A, Floor 1, Building 2 Wan Ye Long Technology Park<br>South Side of Zhoushi Road, Bao' an District, Shenzhen, Guangdong China<br>518108 |
| FCC Test Site No.    | 535293   |
| IC Test Site No.     | 4842E-1  |
| Test Software        | Radiated Emission Program-To Shenzhen v2.0   |

## 4. Equipment under Test (EUT) Information

|                               |   |
|-------------------------------|---|
| Description of EUT:           | Mobile Phone  |
| Main Model:                   | STUDIO VIEW XL  |
| Serial Model:                 | N/A   |
| Date EUT received:            | October 25, 2017  |
| Test Date(s):                 | October 26 to November 15, 2017   |
| Antenna Gain:                 | GSM850: -0.5dBi<br>PCS1900: 0.9dBi<br>UMTS-FDD Band V: -0.5dBi<br>UMTS-FDD Band IV: 0.3dBi<br>UMTS-FDD Band II: 0.9dBi<br>WIFI: 1.2dBi<br>Bluetooth/BLE: 1.1dBi<br>GPS: 0.8dBi  |
| Antenna Type:                 | PIFA antenna  |
| Type of Modulation:           | GSM / GPRS: GMSK<br>EGPRS: GMSK<br>UMTS-FDD: QPSK<br>802.11b/g/n: DSSS, OFDM<br>Bluetooth: GFSK, $\pi$ /4DQPSK, 8DPSK<br>BLE: GFSK<br>GPS: BPSK   |
| RF Operating Frequency (ies): | GSM850 TX: 824.2 ~ 848.8 MHz; RX: 869.2 ~ 893.8 MHz<br>PCS1900 TX: 1850.2 ~ 1909.8 MHz; RX: 1930.2 ~ 1989.8 MHz<br>UMTS-FDD Band V TX: 826.4 ~ 846.6 MHz; RX: 871.4 ~ 891.6 MHz<br>UMTS-FDD Band IV TX: 1712.4 ~ 1752.6 MHz;<br>RX : 2112.4 ~ 2152.6 MHz<br>UMTS-FDD Band II TX: 1852.4 ~ 1907.6 MHz;<br>RX: 1932.4 ~ 1987.6 MHz<br>WIFI: 802.11b/g/n(20M): 2412-2462 MHz |

WiFi: 802.11n(40M): 2422-2452 MHz  
 Bluetooth& BLE: 2402-2480 MHz  
 GPS: 1575.42 MHz

Number of Channels:

GSM 850: 124CH  
 PCS1900: 299CH  
 UMTS-FDD Band V: 102CH  
 UMTS-FDD Band IV: 202CH  
 UMTS-FDD Band II: 277CH  
 WiFi :802.11b/g/n(20M): 11CH  
 WiFi :802.11n(40M): 7CH  
 Bluetooth: 79CH  
 BLE: 40CH  
 GPS:1CH

Port: USB Port, Earphone Port

Adapter:  
 Model: US-WT-1500  
 Input: AC100-240V~50/60Hz,0.3A  
 Output: DC 5.0V,1.5A  
 Battery:  
 Model: C906043300L  
 Spec: 3.8V, 3000mAh, 11.4Wh

Trade Name : BLU

GPRS/EGPRS Multi-slot class 8/10/11/12

FCC ID: YHLBLUSTVIEWXL

## 5. FCC §2.1093 - Radiofrequency radiation exposure evaluation: portable devices.

### 5.1 RF Exposure

#### Standard Requirement:

According to §15.247 (i) and §1.1307(b)(1), systems operating under the provisions of this section shall be operated in a manner that ensures that the public is not exposed to radio frequency energy level in excess of the Commission' s guidelines.

The 1-g and 10-g SAR test exclusion thresholds for 100 MHz to 6 GHz at *test separation distances*  $\leq 50$  mm are determined by:

$[(\text{max. power of channel, including tune-up tolerance, mW}) / (\text{min. test separation distance, mm})] \cdot [\sqrt{f_{(\text{GHz})}}] \leq 3.0$  for 1-g SAR and  $\leq 7.5$  for 10-g extremity SAR,<sup>16</sup> where

- $f_{(\text{GHz})}$  is the RF channel transmit frequency in GHz
- Power and distance are rounded to the nearest mW and mm before calculation<sup>17</sup>
- The result is rounded to one decimal place for comparison

The test exclusions are applicable only when the minimum *test separation distance* is  $\leq 50$  mm and for transmission frequencies between 100 MHz and 6 GHz. When the minimum *test separation distance* is  $< 5$  mm, a distance of 5 mm is applied to determine SAR test exclusion.

Routine SAR evaluation refers to that specifically required by § 2.1093, using measurements or computer simulation. When routine SAR evaluation is not required, portable transmitters with output power greater than the applicable low threshold require SAR evaluation to qualify for TCB approval.

$$\text{result} = P\sqrt{F} / D$$

P= Maximum turn-up power in mW

F= Channel frequency in GHz

D= Minimum test separation distance in mm



## 5.2 Test Result

### Bluetooth Mode:

| Modulation | CH   | Frequency (MHz) | Conducted Power (dBm) | Tune Up Power (dBm) | Max Tune Up Power (dBm) | Max Tune Up Power (mW) | Result | Limit |
|------------|------|-----------------|-----------------------|---------------------|-------------------------|------------------------|--------|-------|
| GFSK       | Low  | 2402            | 5.399                 | 5±1                 | 6                       | 3.981                  | 1.23   | 3     |
|            | Mid  | 2441            | 5.431                 | 5±1                 | 6                       | 3.981                  | 1.24   | 3     |
|            | High | 2480            | 5.294                 | 5±1                 | 6                       | 3.981                  | 1.25   | 3     |
| π /4 DQPSK | Low  | 2402            | 5.161                 | 5±1                 | 6                       | 3.981                  | 1.23   | 3     |
|            | Mid  | 2441            | 5.224                 | 5±1                 | 6                       | 3.981                  | 1.24   | 3     |
|            | High | 2480            | 5.073                 | 5±1                 | 6                       | 3.981                  | 1.25   | 3     |
| 8-DPSK     | Low  | 2402            | 5.298                 | 5±1                 | 6                       | 3.981                  | 1.23   | 3     |
|            | Mid  | 2441            | 5.448                 | 5±1                 | 6                       | 3.981                  | 1.24   | 3     |
|            | High | 2480            | 5.244                 | 5±1                 | 6                       | 3.981                  | 1.25   | 3     |

### BLE Mode:

| Modulation | CH   | Freq (MHz) | Conducted Power (dBm) | Tune Up Power (dBm) | Max Tune Up Power (dBm) | Max Tune Up Power (mW) | Result | Limit |
|------------|------|------------|-----------------------|---------------------|-------------------------|------------------------|--------|-------|
| GFSK       | Low  | 2402       | -1.686                | -2±1                | -1                      | 0.794                  | 0.25   | 3     |
|            | Mid  | 2440       | -1.841                | -2±1                | -1                      | 0.794                  | 0.25   | 3     |
|            | High | 2480       | -2.229                | -2±1                | -1                      | 0.794                  | 0.25   | 3     |

**Result:** Compliance

No SAR measurement is required.