

DUT: Mobile Phone; Type: STUDIO G MINI;

Communication System: GSM bands; Frequency: 836.6 MHz; Duty Cycle: 1:8

Medium parameters used: $f = 836.6$ MHz; $\sigma = 0.87$ mho/m; $\epsilon_r = 42.02$; $\rho = 1000$ kg/m³

Phantom section: Left Section

DASY4 Configuration:

- Probe: EX3DV4 – SN7382; ConvF(10.50, 10.50, 10.50); Calibrated: 26/10/2016
- Sensor-Surface: 4mm (Mechanical Surface Detection)
- Electronics: DAE – SN772; Calibrated: 25/10/2016
- Phantom: TWIN SAM; Type: Twin SAM V5.0; Serial: 1909
- Measurement SW: DASY4, V4.5 Build 19; Postprocessing SW: SEMCAD, V1.8 Build 145

Left Cheek/GSM 850 Mid/Area Scan (101x121x1): Measurement grid: dx=10mm, dy=10mm

Maximum value of SAR (interpolated) = 0.292 mW/g

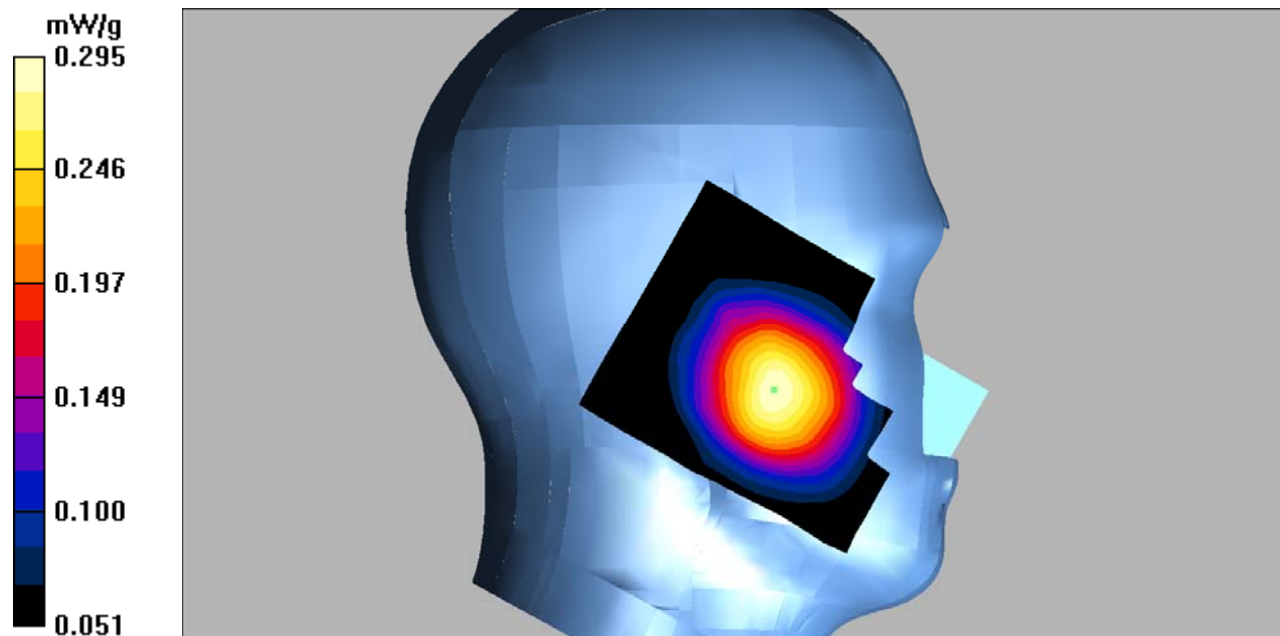
Left Cheek/GSM 850 Mid/Zoom Scan (7x7x7)/Cube 0: Measurement grid: dx=5mm, dy=5mm, dz=5mm

Reference Value = 4.17 V/m; Power Drift = 0.106 dB

Peak SAR (extrapolated) = 0.335 W/kg

SAR(1 g) = 0.281 mW/g; SAR(10 g) = 0.218 mW/g

Maximum value of SAR (measured) = 0.295 mW/g



DUT: Mobile Phone; Type: STUDIO G MINI;

Communication System: GSM bands; Frequency: 836.6 MHz; Duty Cycle: 1:8

Medium parameters used: $f = 836.6$ MHz; $\sigma = 0.87$ mho/m; $\epsilon_r = 42.02$; $\rho = 1000$ kg/m³

Phantom section: Left Section

DASY4 Configuration:

- Probe: EX3DV4 – SN7382; ConvF(10.50, 10.50, 10.50); Calibrated: 26/10/2016
- Sensor-Surface: 4mm (Mechanical Surface Detection)
- Electronics: DAE – SN772; Calibrated: 25/10/2016
- Phantom: TWIN SAM; Type: Twin SAM V5.0; Serial: 1909
- Measurement SW: DASY4, V4.5 Build 19; Postprocessing SW: SEMCAD, V1.8 Build 145

Left Tilt/GSM 850 Mid/Area Scan (101x121x1): Measurement grid: dx=10mm, dy=10mm

Maximum value of SAR (interpolated) = 0.214 mW/g

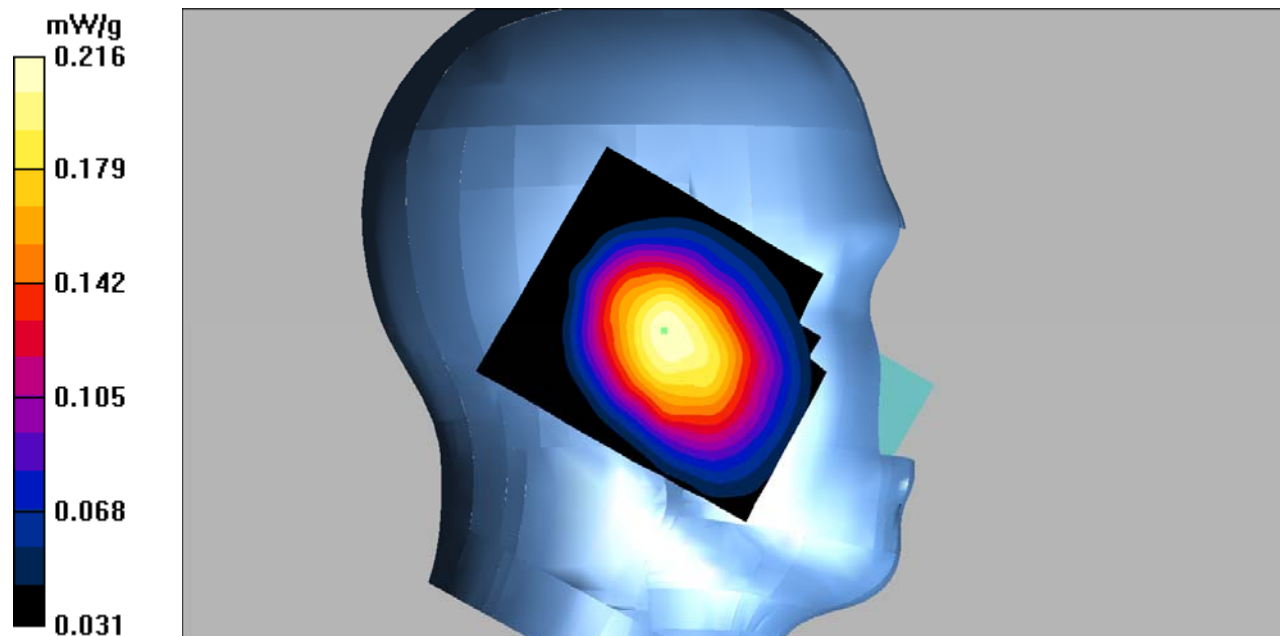
Left Tilt/GSM 850 Mid/Zoom Scan (7x7x7)/Cube 0: Measurement grid: dx=5mm, dy=5mm, dz=5mm

Reference Value = 11.2 V/m; Power Drift = -0.055 dB

Peak SAR (extrapolated) = 0.253 W/kg

SAR(1 g) = 0.207 mW/g; SAR(10 g) = 0.160 mW/g

Maximum value of SAR (measured) = 0.216 mW/g



DUT: Mobile Phone; Type: STUDIO G MINI;

Communication System: GSM bands; Frequency: 836.6 MHz; Duty Cycle: 1:8

Medium parameters used: $f = 836.6$ MHz; $\sigma = 0.87$ mho/m; $\epsilon_r = 42.02$; $\rho = 1000$ kg/m³

Phantom section: Right Section

DASY4 Configuration:

- Probe: EX3DV4 – SN7382; ConvF(10.50, 10.50, 10.50); Calibrated: 26/10/2016
- Sensor-Surface: 4mm (Mechanical Surface Detection)
- Electronics: DAE – SN772; Calibrated: 25/10/2016
- Phantom: TWIN SAM; Type: Twin SAM V5.0; Serial: 1909
- Measurement SW: DASY4, V4.5 Build 19; Postprocessing SW: SEMCAD, V1.8 Build 145

Right Cheek/GSM 850 Mid/Area Scan (101x121x1): Measurement grid: dx=10mm, dy=10mm

Maximum value of SAR (interpolated) = 0.292 mW/g

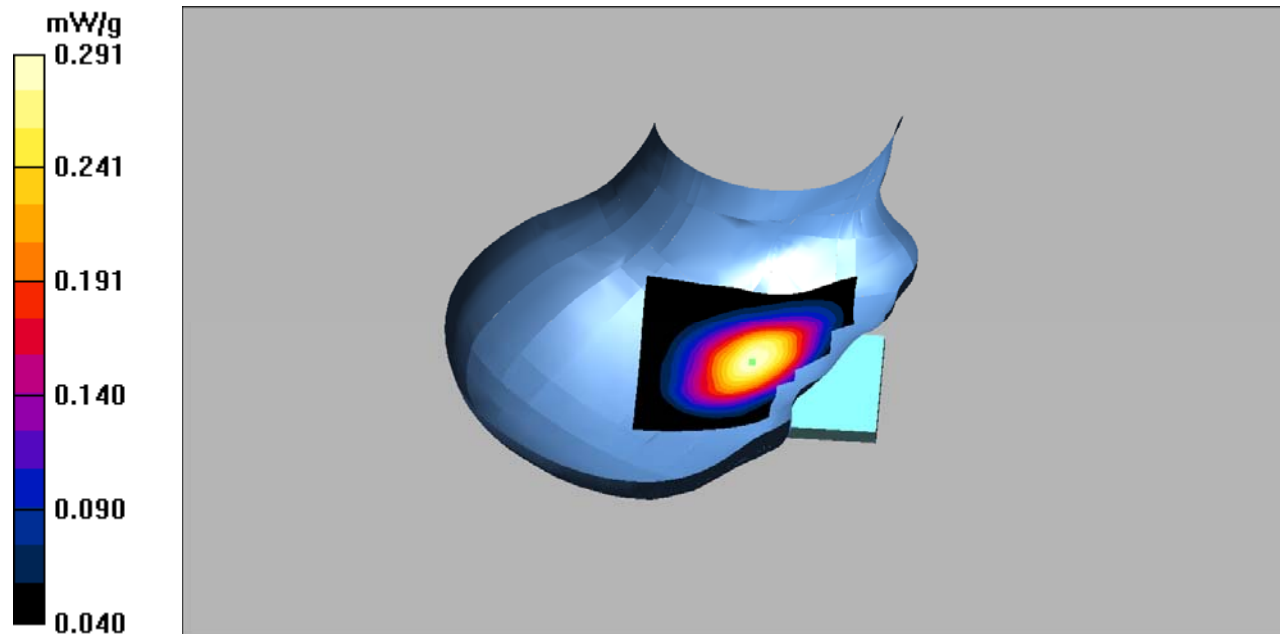
Right Cheek/GSM 850 Mid/Zoom Scan (7x7x7)/Cube 0: Measurement grid: dx=5mm, dy=5mm, dz=5mm

Reference Value = 5.37 V/m; Power Drift = 0.01 dB

Peak SAR (extrapolated) = 0.343 W/kg

SAR(1 g) = 0.276 mW/g; SAR(10 g) = 0.209 mW/g

Maximum value of SAR (measured) = 0.291 mW/g



DUT: Mobile Phone; Type: STUDIO G MINI;

Communication System: GSM bands; Frequency: 836.6 MHz; Duty Cycle: 1:8

Medium parameters used: $f = 836.6$ MHz; $\sigma = 0.87$ mho/m; $\epsilon_r = 42.02$; $\rho = 1000$ kg/m³

Phantom section: Right Section

DASY4 Configuration:

- Probe: EX3DV4 – SN7382; ConvF(10.50, 10.50, 10.50); Calibrated: 26/10/2016
- Sensor-Surface: 4mm (Mechanical Surface Detection)
- Electronics: DAE – SN772; Calibrated: 25/10/2016
- Phantom: TWIN SAM; Type: Twin SAM V5.0; Serial: 1909
- Measurement SW: DASY4, V4.5 Build 19; Postprocessing SW: SEMCAD, V1.8 Build 145

Right Tilt/GSM 850 Mid/Area Scan (101x121x1): Measurement grid: dx=10mm, dy=10mm

Maximum value of SAR (interpolated) = 0.211 mW/g

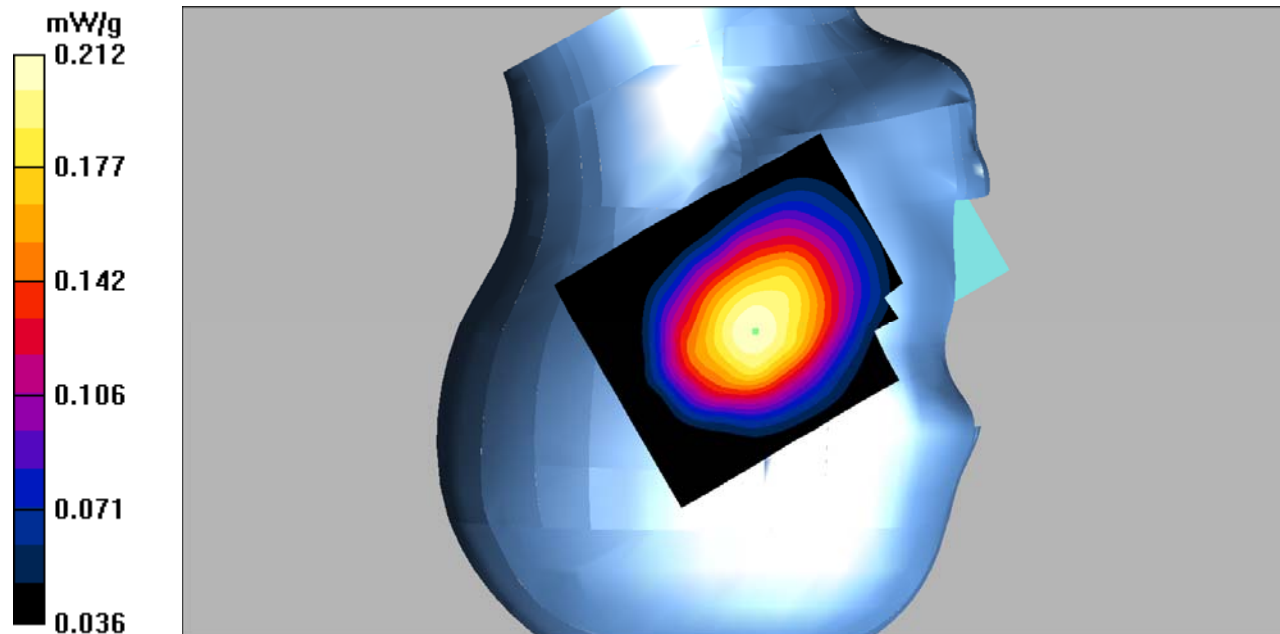
Right Tilt/GSM 850 Mid/Zoom Scan (7x7x7)/Cube 0: Measurement grid: dx=5mm, dy=5mm, dz=5mm

Reference Value = 11.1 V/m; Power Drift = 0.137 dB

Peak SAR (extrapolated) = 0.245 W/kg

SAR(1 g) = 0.205 mW/g; SAR(10 g) = 0.161 mW/g

Maximum value of SAR (measured) = 0.212 mW/g



DUT: Mobile Phone; Type: STUDIO G MINI;

Communication System: GSM bands; Frequency: 836.6 MHz; Duty Cycle: 1:8

Medium parameters used: $f = 836.6$ MHz; $\sigma = 0.93$ mho/m; $\epsilon_r = 55.46$; $\rho = 1000$ kg/m³

Phantom section: Flat Section

DASY4 Configuration:

- Probe: EX3DV4 – SN7382; ConvF(10.54, 10.54, 10.54); Calibrated: 26/10/2016
- Sensor-Surface: 4mm (Mechanical Surface Detection)
- Electronics: DAE – SN772; Calibrated: 25/10/2016
- Phantom: TWIN SAM; Type: Twin SAM V5.0; Serial: 1909
- Measurement SW: DASY4, V4.5 Build 19; Postprocessing SW: SEMCAD, V1.8 Build 145

Body Worn Back/GSM 850 Mid/Area Scan (101x121x1): Measurement grid: dx=10mm, dy=10mm

Maximum value of SAR (interpolated) = 0.582 mW/g

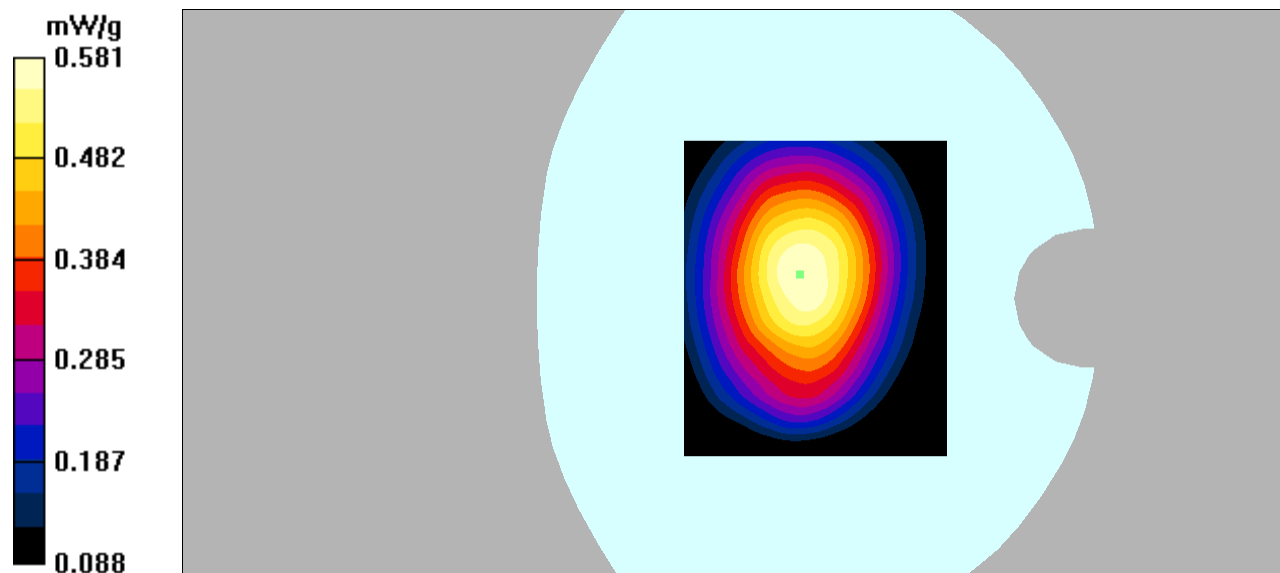
Body Worn Back/GSM 850 Mid/Zoom Scan (7x7x7)/Cube 0: Measurement grid: dx=5mm, dy=5mm, dz=5mm

Reference Value = 24.7 V/m; Power Drift = -0.023 dB

Peak SAR (extrapolated) = 0.678 W/kg

SAR(1 g) = 0.554 mW/g; SAR(10 g) = 0.423 mW/g

Maximum value of SAR (measured) = 0.581 mW/g



DUT: Mobile Phone; Type: STUDIO G MINI;

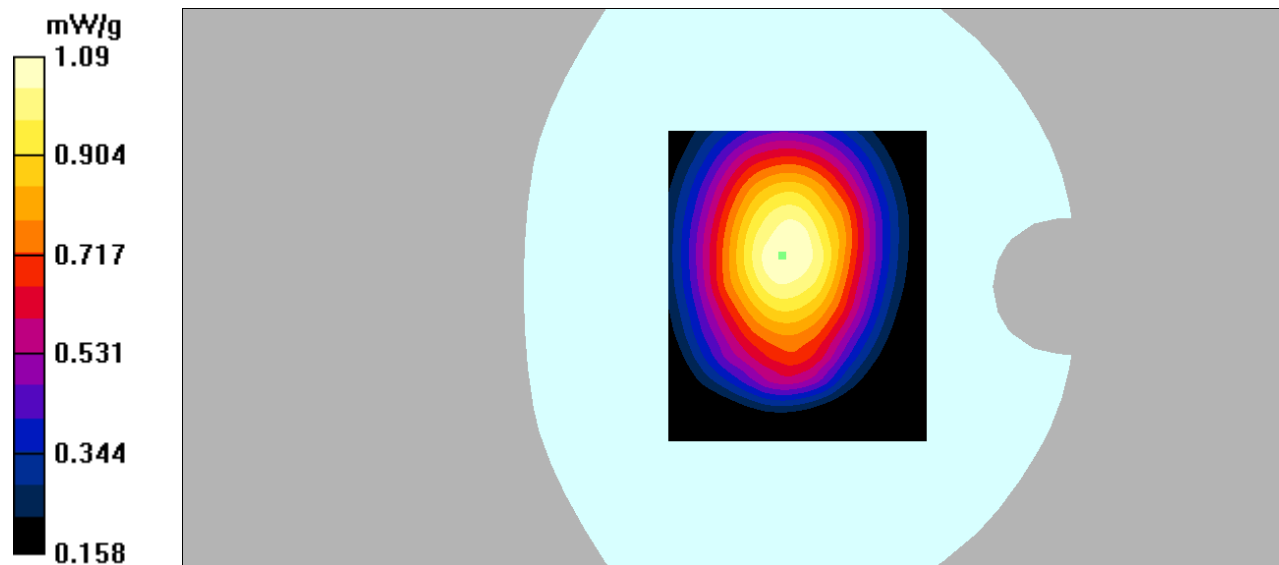
Communication System: GPRS bands -4slots; Frequency: 824.2 MHz;Duty Cycle: 1:2
Medium parameters used: $f = 824.2$ MHz; $\sigma = 0.97$ mho/m; $\epsilon_r = 55.35$; $\rho = 1000$ kg/m³
Phantom section: Flat Section

DASY4 Configuration:

- Probe: EX3DV4 – SN7382; ConvF(10.54, 10.54, 10.54); Calibrated: 26/10/2016
- Sensor-Surface: 4mm (Mechanical Surface Detection)
- Electronics: DAE – SN772; Calibrated: 25/10/2016
- Phantom: TWIN SAM; Type: Twin SAM V5.0; Serial: 1909
- Measurement SW: DASY4, V4.5 Build 19; Postprocessing SW: SEMCAD, V1.8 Build 145

Body Back/GSM 850 Low/Area Scan (101x121x1): Measurement grid: dx=10mm, dy=10mm
Maximum value of SAR (interpolated) = 1.09 mW/g

Body Back/GSM 850 Low/Zoom Scan (7x7x7)/Cube 0: Measurement grid: dx=5mm, dy=5mm, dz=5mm
Reference Value = 32.8 V/m; Power Drift = 0.013 dB
Peak SAR (extrapolated) = 1.27 W/kg
SAR(1 g) = 1.04 mW/g; SAR(10 g) = 0.791 mW/g
Maximum value of SAR (measured) = 1.09 mW/g



DUT: Mobile Phone; Type: STUDIO G MINI;

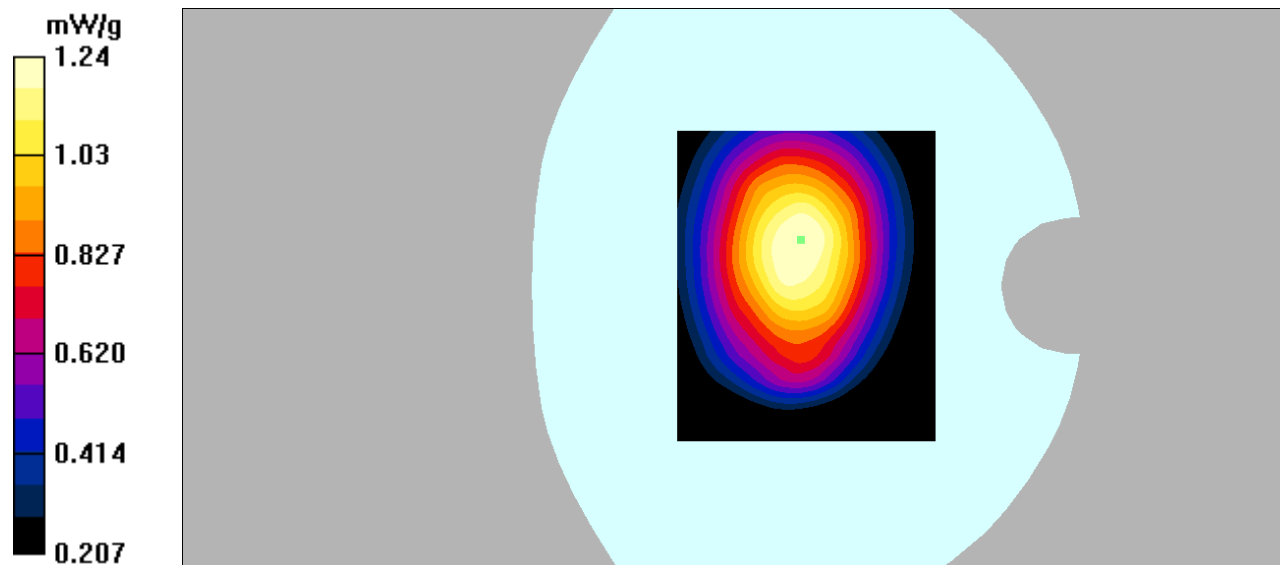
Communication System: GPRS bands -4slots; Frequency: 836.6 MHz;Duty Cycle: 1:2
Medium parameters used: $f = 836.6$ MHz; $\sigma = 0.93$ mho/m; $\epsilon_r = 55.46$; $\rho = 1000$ kg/m³
Phantom section: Flat Section

DASY4 Configuration:

- Probe: EX3DV4 – SN7382; ConvF(10.54, 10.54, 10.54); Calibrated: 26/10/2016
- Sensor-Surface: 4mm (Mechanical Surface Detection)
- Electronics: DAE – SN772; Calibrated: 25/10/2016
- Phantom: TWIN SAM; Type: Twin SAM V5.0; Serial: 1909
- Measurement SW: DASY4, V4.5 Build 19; Postprocessing SW: SEMCAD, V1.8 Build 145

Body Back/GSM 850 Mid/Area Scan (101x121x1): Measurement grid: dx=10mm, dy=10mm
Maximum value of SAR (interpolated) = 1.26 mW/g

Body Back/GSM 850 Mid/Zoom Scan (7x7x7)/Cube 0: Measurement grid: dx=5mm, dy=5mm, dz=5mm
Reference Value = 34.4 V/m; Power Drift = 0.022 dB
Peak SAR (extrapolated) = 1.45 W/kg
SAR(1 g) = 1.18 mW/g; SAR(10 g) = 0.902 mW/g
Maximum value of SAR (measured) = 1.24 mW/g



DUT: Mobile Phone; Type: STUDIO G MINI;

Communication System: GPRS bands -4slots; Frequency: 848.8 MHz; Duty Cycle: 1:2
Medium parameters used: $f = 848.8$ MHz; $\sigma = 0.97$ mho/m; $\epsilon_r = 55.67$; $\rho = 1000$ kg/m³
Phantom section: Flat Section

DASY4 Configuration:

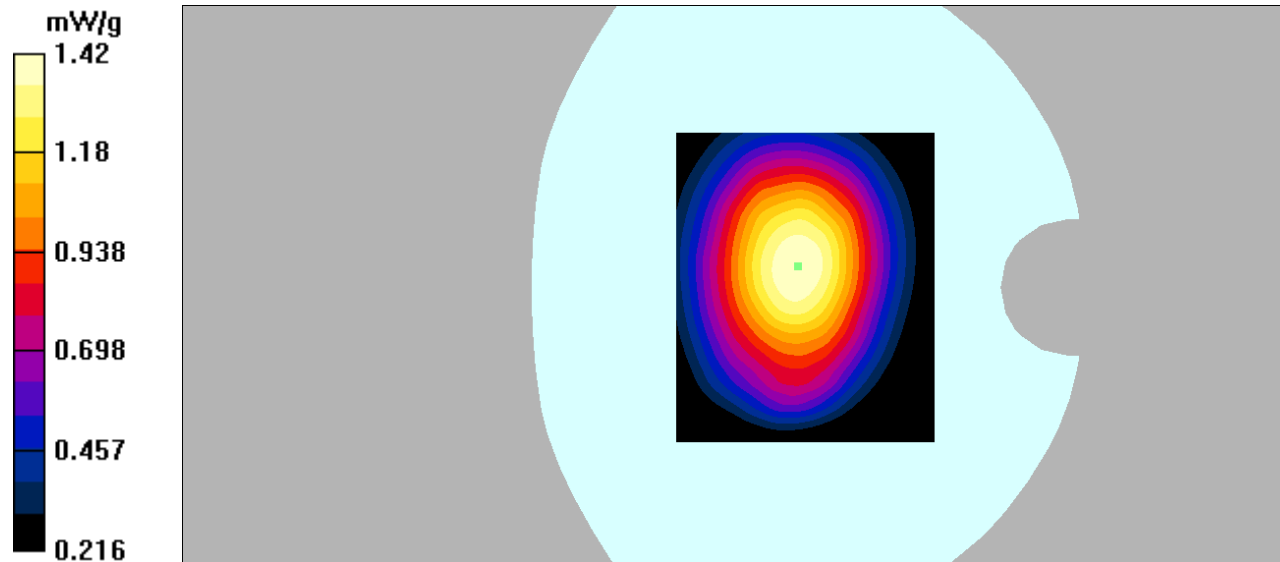
- Probe: EX3DV4 – SN7382; ConvF(10.54, 10.54, 10.54); Calibrated: 26/10/2016
- Sensor-Surface: 4mm (Mechanical Surface Detection)
- Electronics: DAE – SN772; Calibrated: 25/10/2016
- Phantom: TWIN SAM; Type: Twin SAM V5.0; Serial: 1909
- Measurement SW: DASY4, V4.5 Build 19; Postprocessing SW: SEMCAD, V1.8 Build 145

Body Back/GSM 850 High/Area Scan (101x121x1): Measurement grid: dx=10mm, dy=10mm
Maximum value of SAR (interpolated) = 1.43 mW/g

Body Back/GSM 850 High/Zoom Scan (7x7x7)/Cube 0: Measurement grid: dx=5mm, dy=5mm, dz=5mm
Reference Value = 39.6 V/m; Power Drift = -0.173 dB
Peak SAR (extrapolated) = 1.64 W/kg

SAR(1 g) = 1.34 mW/g; SAR(10 g) = 1.02 mW/g

Maximum value of SAR (measured) = 1.42 mW/g



DUT: Mobile Phone; Type: STUDIO G MINI;

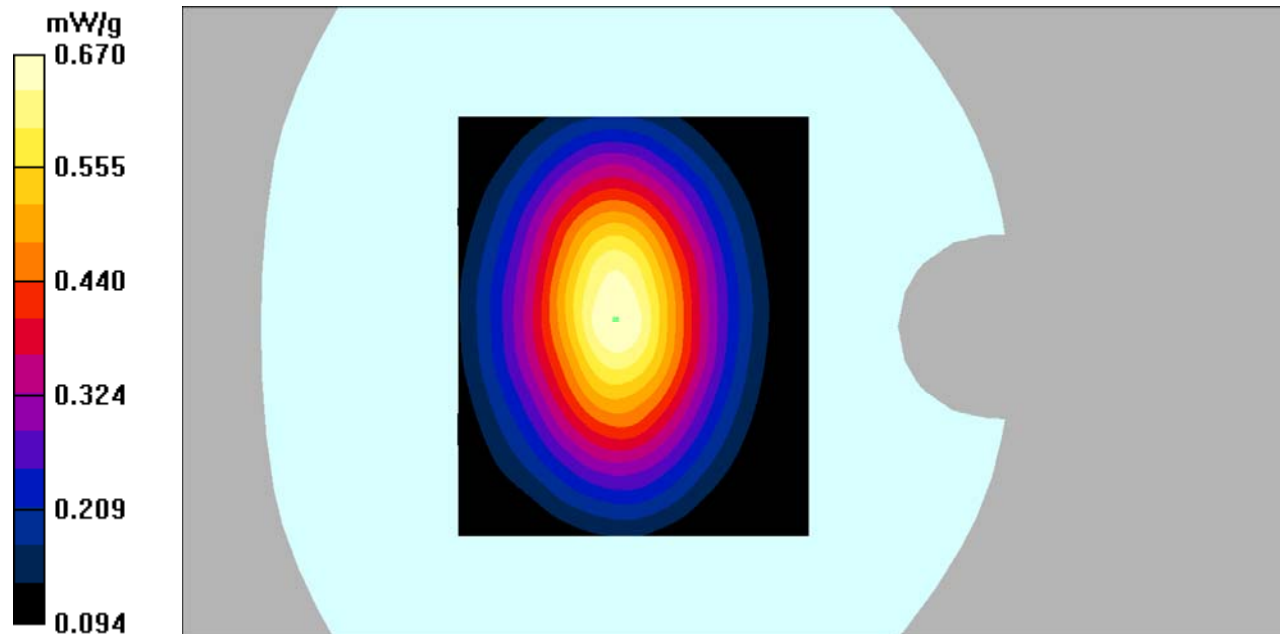
Communication System: GPRS bands -4slots; Frequency: 836.6 MHz; Duty Cycle: 1:2
Medium parameters used: $f = 836.6$ MHz; $\sigma = 0.93$ mho/m; $\epsilon_r = 55.46$; $\rho = 1000$ kg/m³
Phantom section: Flat Section

DASY4 Configuration:

- Probe: EX3DV4 – SN7382; ConvF(10.54, 10.54, 10.54); Calibrated: 26/10/2016
- Sensor-Surface: 4mm (Mechanical Surface Detection)
- Electronics: DAE – SN772; Calibrated: 25/10/2016
- Phantom: TWIN SAM; Type: Twin SAM V5.0; Serial: 1909
- Measurement SW: DASY4, V4.5 Build 19; Postprocessing SW: SEMCAD, V1.8 Build 145

Body Left/GSM 850 Mid/Area Scan (101x121x1): Measurement grid: dx=10mm, dy=10mm
Maximum value of SAR (interpolated) = 0.675 mW/g

Body Left/GSM 850 Mid/Zoom Scan (7x7x7)/Cube 0: Measurement grid: dx=5mm, dy=5mm, dz=5mm
Reference Value = 25.8 V/m; Power Drift = 0.123 dB
Peak SAR (extrapolated) = 0.850 W/kg
SAR(1 g) = 0.633 mW/g; SAR(10 g) = 0.453 mW/g
Maximum value of SAR (measured) = 0.670 mW/g



DUT: Mobile Phone; Type: STUDIO G MINI;

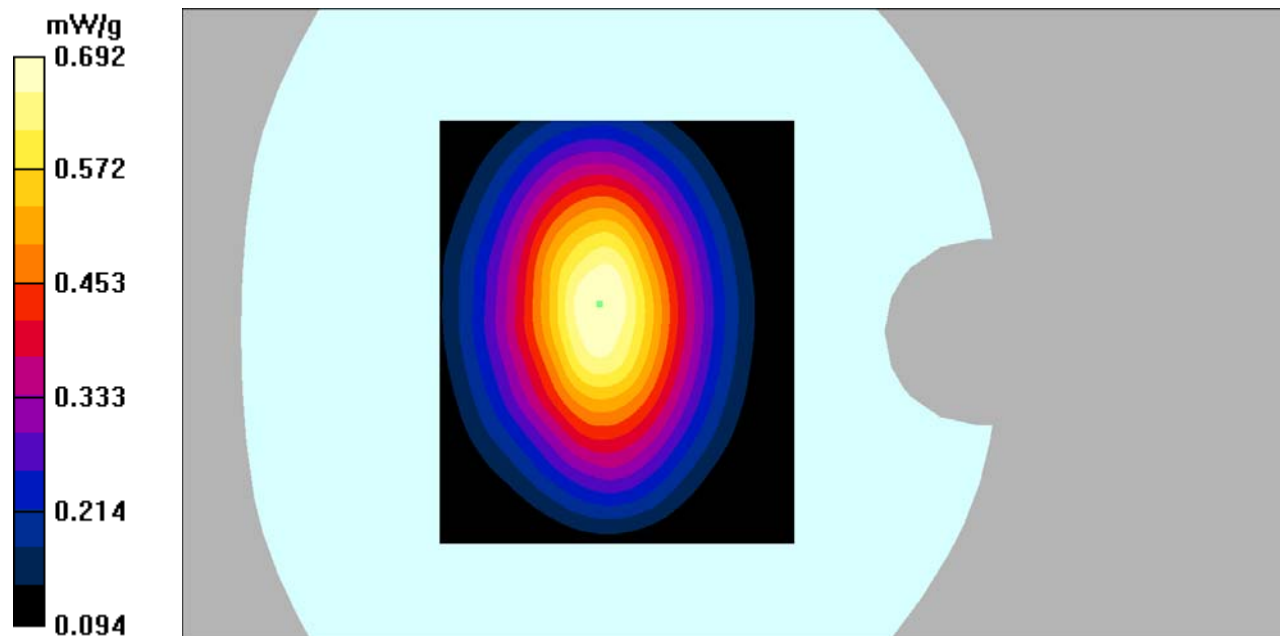
Communication System: GPRS bands -4slots; Frequency: 836.6 MHz; Duty Cycle: 1:2
Medium parameters used: $f = 836.6$ MHz; $\sigma = 0.93$ mho/m; $\epsilon_r = 55.46$; $\rho = 1000$ kg/m³
Phantom section: Flat Section

DASY4 Configuration:

- Probe: EX3DV4 – SN7382; ConvF(10.54, 10.54, 10.54); Calibrated: 26/10/2016
- Sensor-Surface: 4mm (Mechanical Surface Detection)
- Electronics: DAE – SN772; Calibrated: 25/10/2016
- Phantom: TWIN SAM; Type: Twin SAM V5.0; Serial: 1909
- Measurement SW: DASY4, V4.5 Build 19; Postprocessing SW: SEMCAD, V1.8 Build 145

Body Right/GSM 850 Mid/Area Scan (101x121x1): Measurement grid: dx=10mm, dy=10mm
Maximum value of SAR (interpolated) = 0.700 mW/g

Body Right/GSM 850 Mid/Zoom Scan (7x7x7)/Cube 0: Measurement grid: dx=5mm, dy=5mm, dz=5mm
Reference Value = 26.4 V/m; Power Drift = 0.01 dB
Peak SAR (extrapolated) = 0.876 W/kg
SAR(1 g) = 0.649 mW/g; SAR(10 g) = 0.463 mW/g
Maximum value of SAR (measured) = 0.692 mW/g



DUT: Mobile Phone; Type: STUDIO G MINI;

Communication System: GPRS bands -4slots; Frequency: 836.6 MHz; Duty Cycle: 1:2
Medium parameters used: $f = 836.6$ MHz; $\sigma = 0.93$ mho/m; $\epsilon_r = 55.46$; $\rho = 1000$ kg/m³
Phantom section: Flat Section

DASY4 Configuration:

- Probe: EX3DV4 – SN7382; ConvF(10.54, 10.54, 10.54); Calibrated: 26/10/2016
- Sensor-Surface: 4mm (Mechanical Surface Detection)
- Electronics: DAE – SN772; Calibrated: 25/10/2016
- Phantom: TWIN SAM; Type: Twin SAM V5.0; Serial: 1909
- Measurement SW: DASY4, V4.5 Build 19; Postprocessing SW: SEMCAD, V1.8 Build 145

Body Bottom/GSM 850 Mid/Area Scan (91x101x1): Measurement grid: dx=10mm, dy=10mm

Maximum value of SAR (interpolated) = 0.118 mW/g

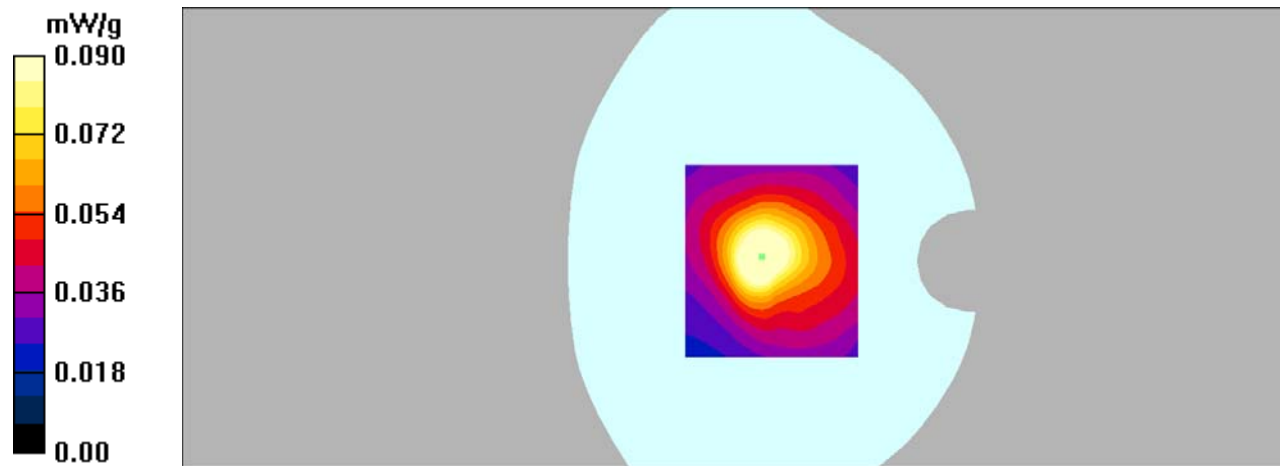
Body Bottom/GSM 850 Mid/Zoom Scan (7x7x7)/Cube 0: Measurement grid: dx=5mm, dy=5mm, dz=5mm

Reference Value = 10.7 V/m; Power Drift = -0.108 dB

Peak SAR (extrapolated) = 0.175 W/kg

SAR(1 g) = 0.085 mW/g; SAR(10 g) = 0.050 mW/g

Maximum value of SAR (measured) = 0.090 mW/g



DUT: Mobile Phone; Type: STUDIO G MINI;

Communication System: GSM bands; Frequency: 1880 MHz; Duty Cycle: 1:8

Medium parameters used: $f = 1880$ MHz; $\sigma = 1.34$ mho/m; $\epsilon_r = 40.09$; $\rho = 1000$ kg/m³

Phantom section: Left Section

DASY4 Configuration:

- Probe: EX3DV4 – SN7382; ConvF(8.71, 8.71, 8.71); Calibrated: 26/10/2016

- Sensor-Surface: 4mm (Mechanical Surface Detection)

- Electronics: DAE – SN772; Calibrated: 25/10/2016

- Phantom: TWIN SAM; Type: Twin SAM V5.0; Serial: 1909

- Measurement SW: DASY4, V4.5 Build 19; Postprocessing SW: SEMCAD, V1.8 Build 145

Left Cheek/GSM 1900 Mid/Area Scan (91x121x1): Measurement grid: dx=10mm, dy=10mm

Maximum value of SAR (interpolated) = 0.210 mW/g

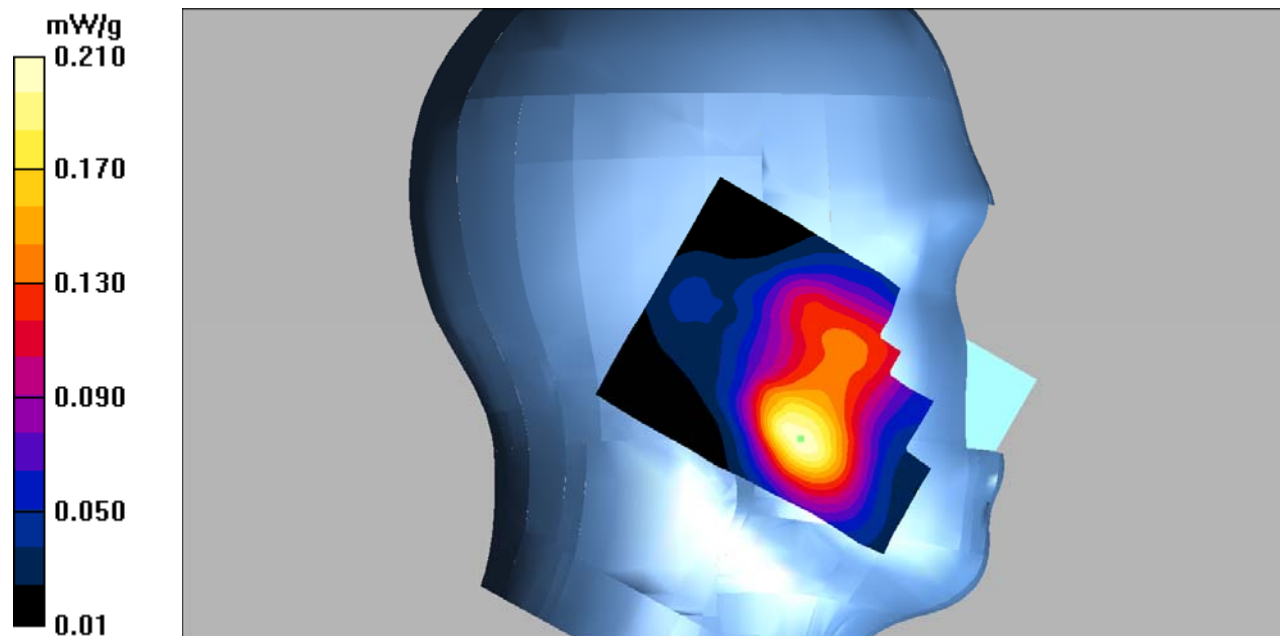
Left Cheek/GSM 1900 Mid/Zoom Scan (7x7x7)/Cube 0: Measurement grid: dx=5mm, dy=5mm, dz=5mm

Reference Value = 4.89 V/m; Power Drift = -0.151 dB

Peak SAR (extrapolated) = 0.288 W/kg

SAR(1 g) = 0.193 mW/g; SAR(10 g) = 0.122 mW/g

Maximum value of SAR (measured) = 0.210 mW/g



DUT: Mobile Phone; Type: STUDIO G MINI;

Communication System: GSM bands; Frequency: 1880 MHz; Duty Cycle: 1:8

Medium parameters used: $f = 1880$ MHz; $\sigma = 1.34$ mho/m; $\epsilon_r = 40.09$; $\rho = 1000$ kg/m³

Phantom section: Left Section

DASY4 Configuration:

- Probe: EX3DV4 – SN7382; ConvF(8.71, 8.71, 8.71); Calibrated: 26/10/2016
- Sensor-Surface: 4mm (Mechanical Surface Detection)
- Electronics: DAE – SN772; Calibrated: 25/10/2016
- Phantom: TWIN SAM; Type: Twin SAM V5.0; Serial: 1909
- Measurement SW: DASY4, V4.5 Build 19; Postprocessing SW: SEMCAD, V1.8 Build 145

Left Tilt/GSM 1900 Mid/Area Scan (91x121x1): Measurement grid: dx=10mm, dy=10mm

Maximum value of SAR (interpolated) = 0.099 mW/g

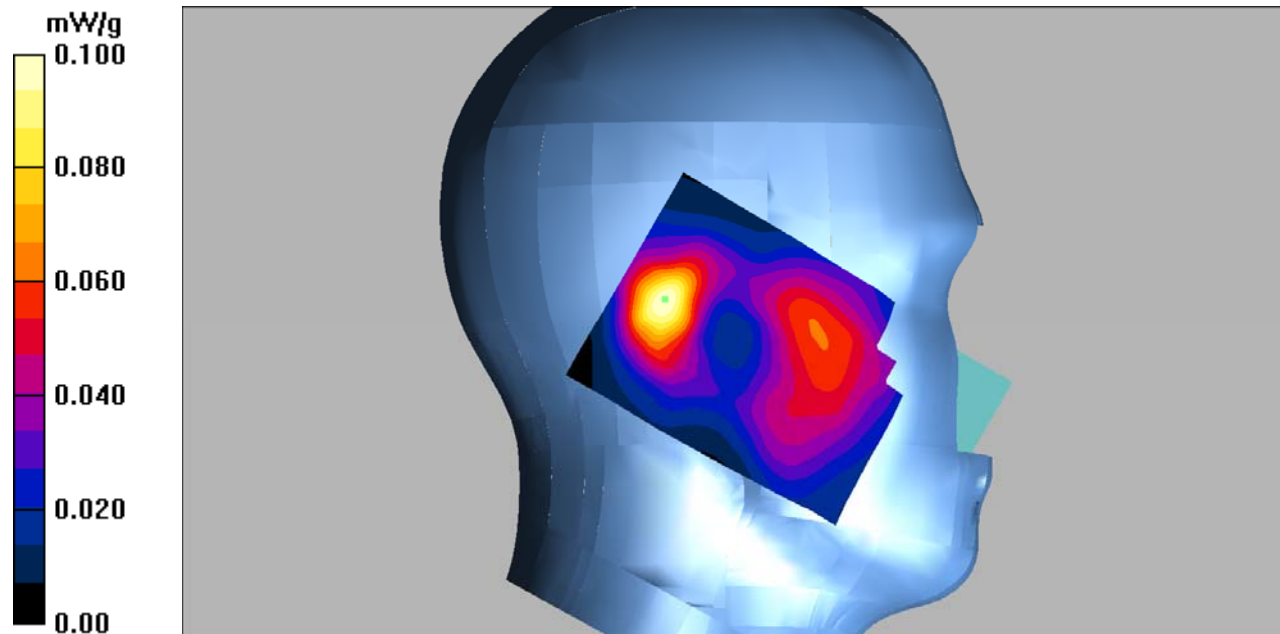
Left Tilt/GSM 1900 Mid/Zoom Scan (7x7x7)/Cube 0: Measurement grid: dx=5mm, dy=5mm, dz=5mm

Reference Value = 7.93 V/m; Power Drift = 0.159 dB

Peak SAR (extrapolated) = 0.143 W/kg

SAR(1 g) = 0.089 mW/g; SAR(10 g) = 0.050 mW/g

Maximum value of SAR (measured) = 0.100 mW/g



DUT: Mobile Phone; Type: STUDIO G MINI;

Communication System: GSM bands; Frequency: 1880 MHz; Duty Cycle: 1:8

Medium parameters used: $f = 1880$ MHz; $\sigma = 1.34$ mho/m; $\epsilon_r = 40.09$; $\rho = 1000$ kg/m³

Phantom section: Right Section

DASY4 Configuration:

- Probe: EX3DV4 – SN7382; ConvF(8.71, 8.71, 8.71); Calibrated: 26/10/2016

- Sensor-Surface: 4mm (Mechanical Surface Detection)

- Electronics: DAE – SN772; Calibrated: 25/10/2016

- Phantom: TWIN SAM; Type: Twin SAM V5.0; Serial: 1909

- Measurement SW: DASY4, V4.5 Build 19; Postprocessing SW: SEMCAD, V1.8 Build 145

Right Cheek/GSM 1900 Mid/Area Scan (91x101x1): Measurement grid: dx=10mm, dy=10mm

Maximum value of SAR (interpolated) = 0.198 mW/g

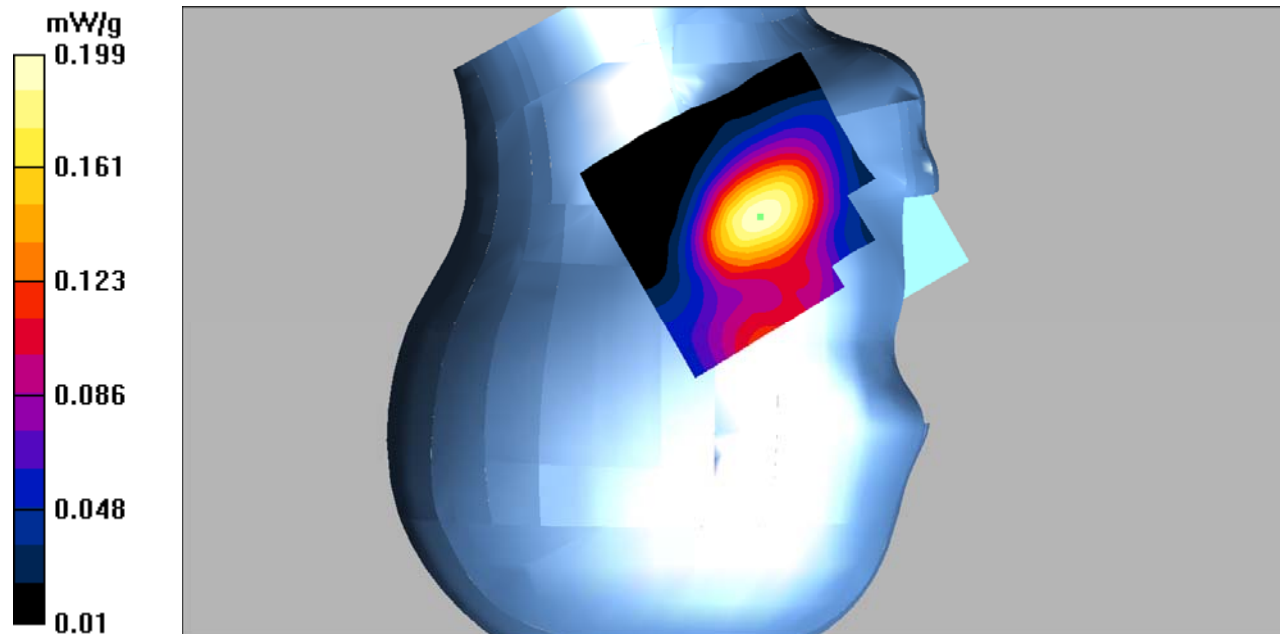
Right Cheek/GSM 1900 Mid/Zoom Scan (7x7x7)/Cube 0: Measurement grid: dx=5mm, dy=5mm, dz=5mm

Reference Value = 4.53 V/m; Power Drift = 0.082 dB

Peak SAR (extrapolated) = 0.293 W/kg

SAR(1 g) = 0.186 mW/g; SAR(10 g) = 0.117 mW/g

Maximum value of SAR (measured) = 0.199 mW/g



DUT: Mobile Phone; Type: STUDIO G MINI;

Communication System: GSM bands; Frequency: 1880 MHz; Duty Cycle: 1:8

Medium parameters used: $f = 1880$ MHz; $\sigma = 1.34$ mho/m; $\epsilon_r = 40.09$; $\rho = 1000$ kg/m³

Phantom section: Right Section

DASY4 Configuration:

- Probe: EX3DV4 – SN7382; ConvF(8.71, 8.71, 8.71); Calibrated: 26/10/2016

- Sensor-Surface: 4mm (Mechanical Surface Detection)

- Electronics: DAE – SN772; Calibrated: 25/10/2016

- Phantom: TWIN SAM; Type: Twin SAM V5.0; Serial: 1909

- Measurement SW: DASY4, V4.5 Build 19; Postprocessing SW: SEMCAD, V1.8 Build 145

Right Tilt/GSM 1900 Mid/Area Scan (91x101x1): Measurement grid: dx=10mm, dy=10mm

Maximum value of SAR (interpolated) = 0.131 mW/g

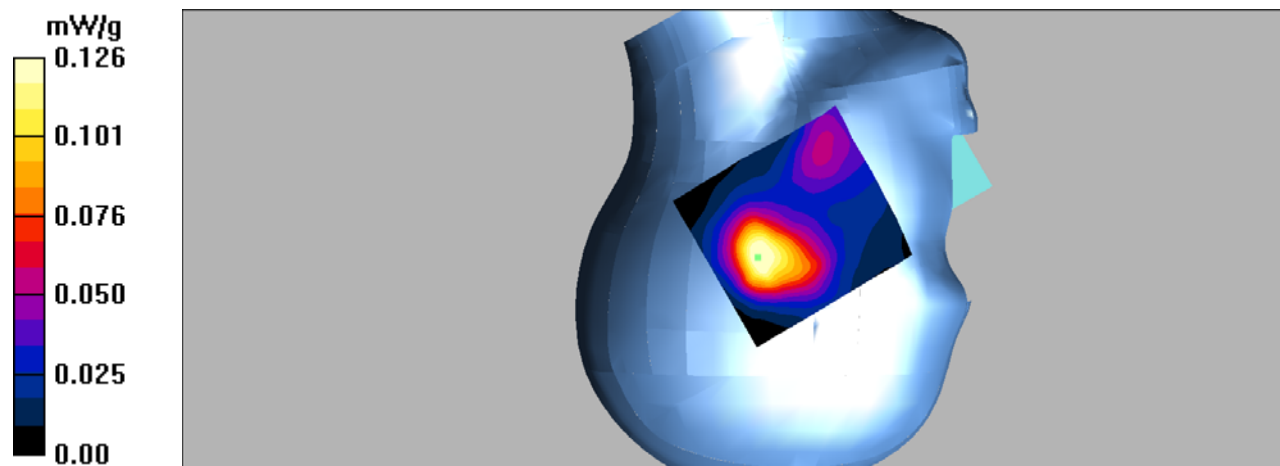
Right Tilt/GSM 1900 Mid/Zoom Scan (7x7x7)/Cube 0: Measurement grid: dx=5mm, dy=5mm, dz=5mm

Reference Value = 9.19 V/m; Power Drift = -0.047 dB

Peak SAR (extrapolated) = 0.184 W/kg

SAR(1 g) = 0.115 mW/g; SAR(10 g) = 0.069 mW/g

Maximum value of SAR (measured) = 0.126 mW/g



DUT: Mobile Phone; Type: STUDIO G MINI;

Communication System: GSM bands; Frequency: 1880 MHz; Duty Cycle: 1:8

Medium parameters used: $f = 1880$ MHz; $\sigma = 1.54$ mho/m; $\epsilon_r = 53.7$; $\rho = 1000$ kg/m³

Phantom section: Flat Section

DASY4 Configuration:

- Probe: EX3DV4 – SN7382; ConvF(8.31, 8.31, 8.31); Calibrated: 26/10/2016
- Sensor-Surface: 4mm (Mechanical Surface Detection)
- Electronics: DAE – SN772; Calibrated: 25/10/2016
- Phantom: TWIN SAM; Type: Twin SAM V5.0; Serial: 1909
- Measurement SW: DASY4, V4.5 Build 19; Postprocessing SW: SEMCAD, V1.8 Build 145

Body Worn Back/GSM 1900 Mid/Area Scan (91x101x1): Measurement grid: dx=10mm, dy=10mm

Maximum value of SAR (interpolated) = 0.325 mW/g

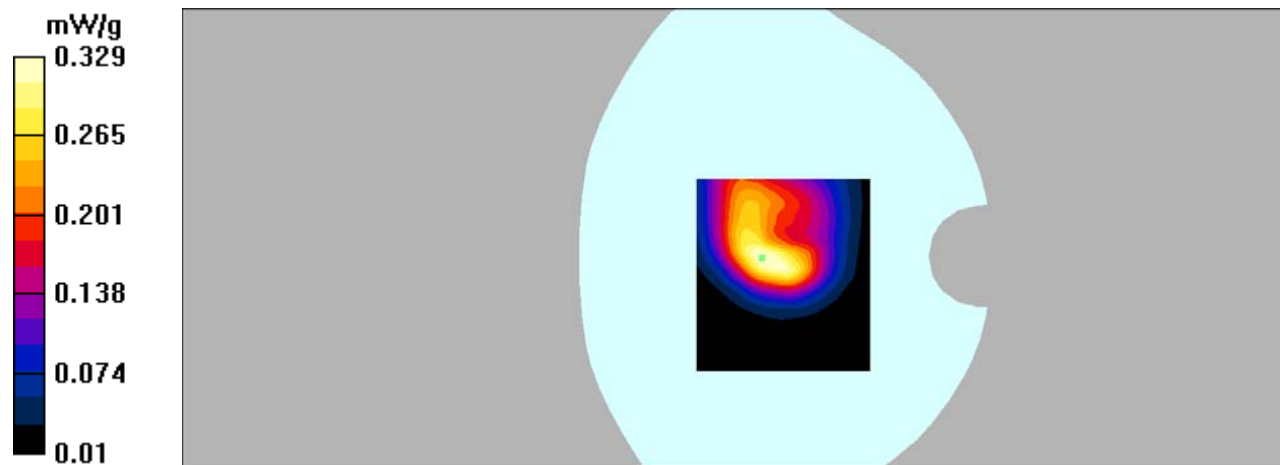
Body Worn Back/GSM 1900 Mid/Zoom Scan (7x7x7)/Cube 0: Measurement grid: dx=5mm, dy=5mm, dz=5mm

Reference Value = 13.9 V/m; Power Drift = 0.208 dB

Peak SAR (extrapolated) = 0.573 W/kg

SAR(1 g) = 0.304 mW/g; SAR(10 g) = 0.165 mW/g

Maximum value of SAR (measured) = 0.329 mW/g



DUT: Mobile Phone; Type: STUDIO G MINI;

Communication System: GPRS bands -4slots; Frequency: 1909.8 MHz; Duty Cycle: 1:2
Medium parameters used: $f = 1909.8$ MHz; $\sigma = 1.53$ mho/m; $\epsilon_r = 54.04$; $\rho = 1000$ kg/m³
Phantom section: Flat Section

DASY4 Configuration:

- Probe: EX3DV4 – SN7382; ConvF(8.31, 8.31, 8.31); Calibrated: 26/10/2016
- Sensor-Surface: 4mm (Mechanical Surface Detection)
- Electronics: DAE – SN772; Calibrated: 25/10/2016
- Phantom: TWIN SAM; Type: Twin SAM V5.0; Serial: 1909
- Measurement SW: DASY4, V4.5 Build 19; Postprocessing SW: SEMCAD, V1.8 Build 145

Body Back/GSM 1900 High/Area Scan (101x121x1): Measurement grid: dx=10mm, dy=10mm

Maximum value of SAR (interpolated) = 0.467 mW/g

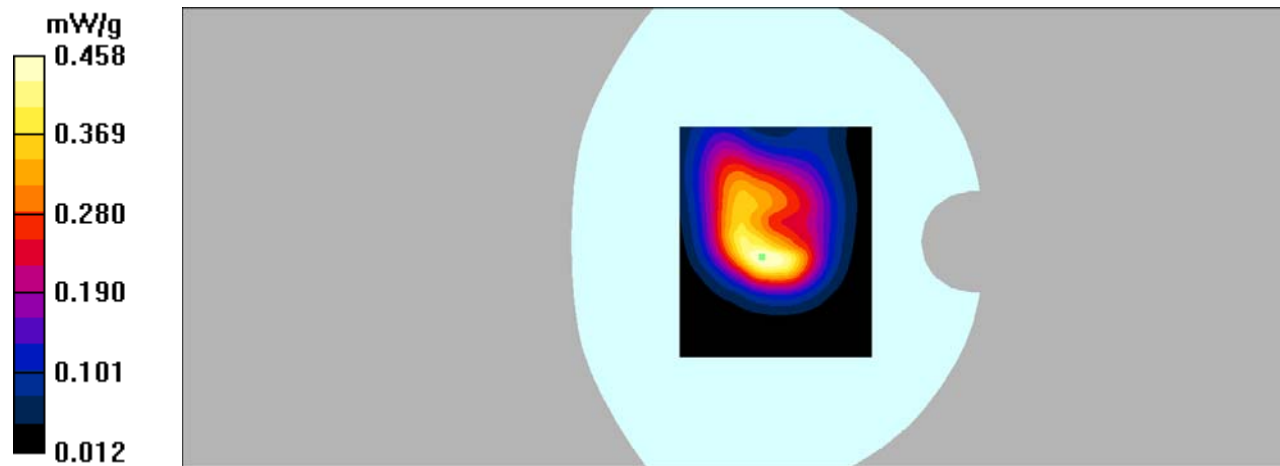
Body Back/GSM 1900 High/Zoom Scan (7x7x7)/Cube 0: Measurement grid: dx=5mm, dy=5mm, dz=5mm

Reference Value = 14.7 V/m; Power Drift = -0.010 dB

Peak SAR (extrapolated) = 0.784 W/kg

SAR(1 g) = 0.417 mW/g; SAR(10 g) = 0.229 mW/g

Maximum value of SAR (measured) = 0.458 mW/g



DUT: Mobile Phone; Type: STUDIO G MINI;

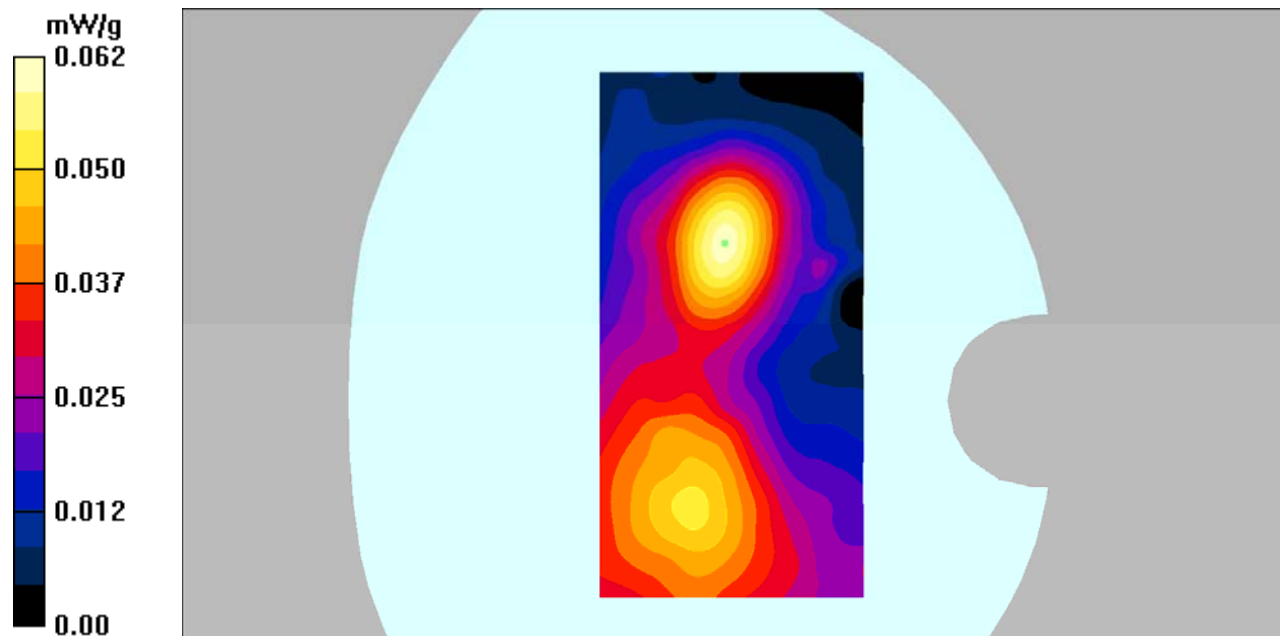
Communication System: GPRS bands -4slots; Frequency: 1909.8 MHz; Duty Cycle: 1:2
Medium parameters used: $f = 1909.8$ MHz; $\sigma = 1.53$ mho/m; $\epsilon_r = 54.04$; $\rho = 1000$ kg/m³
Phantom section: Flat Section

DASY4 Configuration:

- Probe: EX3DV4 – SN7382; ConvF(8.31, 8.31, 8.31); Calibrated: 26/10/2016
- Sensor-Surface: 4mm (Mechanical Surface Detection)
- Electronics: DAE – SN772; Calibrated: 25/10/2016
- Phantom: TWIN SAM; Type: Twin SAM V5.0; Serial: 1909
- Measurement SW: DASY4, V4.5 Build 19; Postprocessing SW: SEMCAD, V1.8 Build 145

Body Left/GSM 1900 High/Area Scan (81x161x1): Measurement grid: dx=10mm, dy=10mm
Maximum value of SAR (interpolated) = 0.060 mW/g

Body Left/GSM 1900 High/Zoom Scan (7x7x7)/Cube 0: Measurement grid: dx=5mm, dy=5mm, dz=5mm
Reference Value = 4.69 V/m; Power Drift = 0.120 dB
Peak SAR (extrapolated) = 0.143 W/kg
SAR(1 g) = 0.055 mW/g; SAR(10 g) = 0.030 mW/g
Maximum value of SAR (measured) = 0.062 mW/g



DUT: Mobile Phone; Type: STUDIO G MINI;

Communication System: GPRS bands -4slots; Frequency: 1909.8 MHz; Duty Cycle: 1:2
Medium parameters used: $f = 1909.8$ MHz; $\sigma = 1.53$ mho/m; $\epsilon_r = 54.04$; $\rho = 1000$ kg/m³
Phantom section: Flat Section

DASY4 Configuration:

- Probe: EX3DV4 – SN7382; ConvF(8.31, 8.31, 8.31); Calibrated: 26/10/2016
- Sensor-Surface: 4mm (Mechanical Surface Detection)
- Electronics: DAE – SN772; Calibrated: 25/10/2016
- Phantom: TWIN SAM; Type: Twin SAM V5.0; Serial: 1909
- Measurement SW: DASY4, V4.5 Build 19; Postprocessing SW: SEMCAD, V1.8 Build 145

Body Right/GSM 1900 High/Area Scan (81x161x1): Measurement grid: dx=10mm, dy=10mm

Maximum value of SAR (interpolated) = 0.106 mW/g

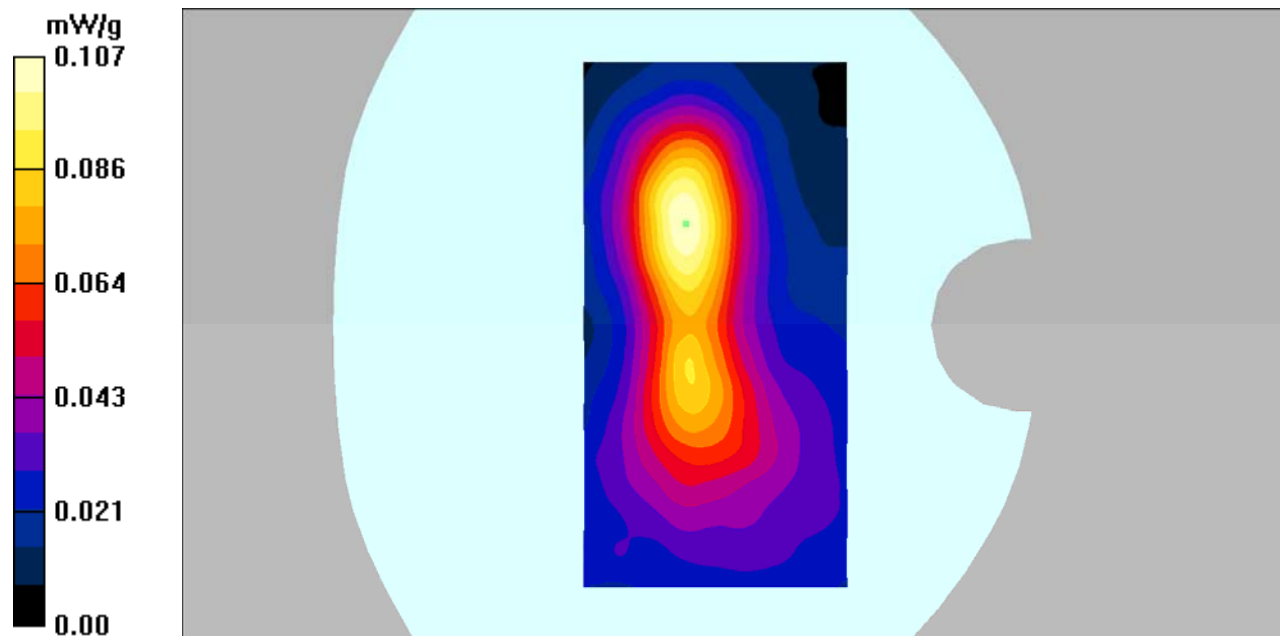
Body Right/GSM 1900 High/Zoom Scan (7x7x7)/Cube 0: Measurement grid: dx=5mm, dy=5mm, dz=5mm

Reference Value = 7.23 V/m; Power Drift = 0.01 dB

Peak SAR (extrapolated) = 0.190 W/kg

SAR(1 g) = 0.098 mW/g; SAR(10 g) = 0.054 mW/g

Maximum value of SAR (measured) = 0.107 mW/g



DUT: Mobile Phone; Type: STUDIO G MINI;

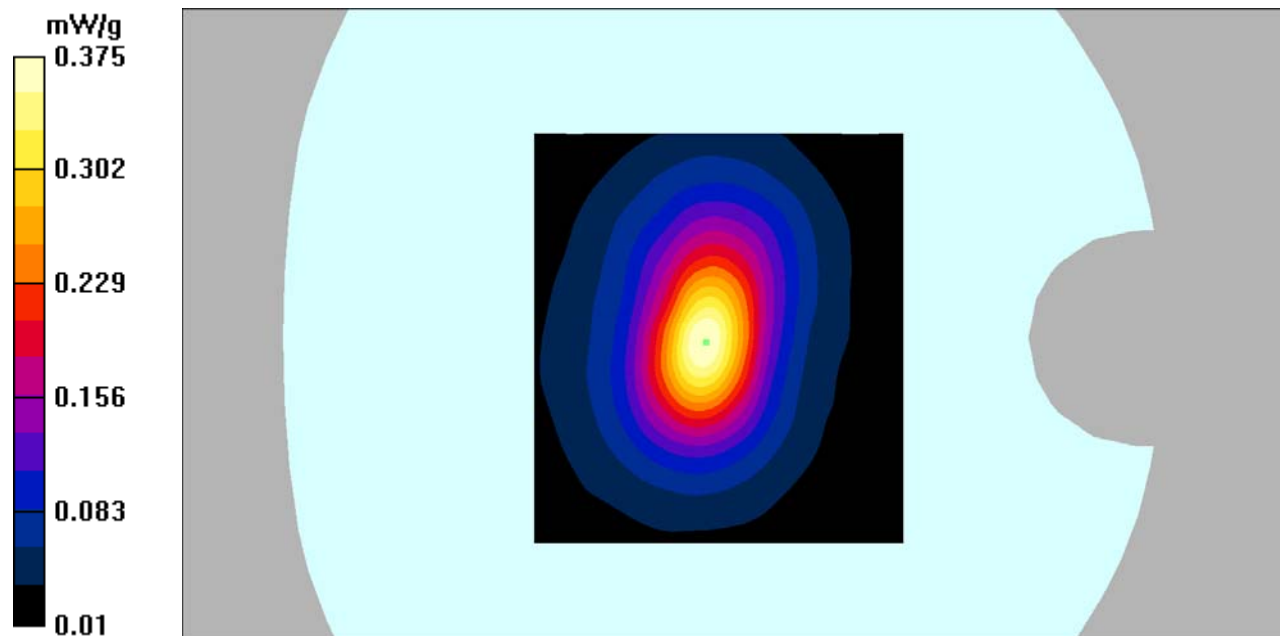
Communication System: GPRS bands -4slots; Frequency: 1909.8 MHz; Duty Cycle: 1:2
Medium parameters used: $f = 1909.8$ MHz; $\sigma = 1.53$ mho/m; $\epsilon_r = 54.04$; $\rho = 1000$ kg/m³
Phantom section: Flat Section

DASY4 Configuration:

- Probe: EX3DV4 – SN7382; ConvF(8.31, 8.31, 8.31); Calibrated: 26/10/2016
- Sensor-Surface: 4mm (Mechanical Surface Detection)
- Electronics: DAE – SN772; Calibrated: 25/10/2016
- Phantom: TWIN SAM; Type: Twin SAM V5.0; Serial: 1909
- Measurement SW: DASY4, V4.5 Build 19; Postprocessing SW: SEMCAD, V1.8 Build 145

Body Bottom/GSM 1900 High/Area Scan (91x101x1): Measurement grid: dx=10mm, dy=10mm
Maximum value of SAR (interpolated) = 0.377 mW/g

Body Bottom/GSM 1900 High/Zoom Scan (7x7x7)/Cube 0: Measurement grid: dx=5mm, dy=5mm, dz=5mm
Reference Value = 15.4 V/m; Power Drift = 0.034 dB
Peak SAR (extrapolated) = 0.642 W/kg
SAR(1 g) = 0.335 mW/g; SAR(10 g) = 0.173 mW/g
Maximum value of SAR (measured) = 0.375 mW/g



DUT: Mobile Phone; Type: STUDIO G MINI;

Communication System: 3G Bands; Frequency: 836.6 MHz; Duty Cycle: 1:1

Medium parameters used: $f = 836.6$ MHz; $\sigma = 0.87$ mho/m; $\epsilon_r = 42.02$; $\rho = 1000$ kg/m³

Phantom section: Left Section

DASY4 Configuration:

- Probe: EX3DV4 – SN7382; ConvF(10.50, 10.50, 10.50); Calibrated: 26/10/2016
- Sensor-Surface: 4mm (Mechanical Surface Detection)
- Electronics: DAE – SN772; Calibrated: 25/10/2016
- Phantom: TWIN SAM; Type: Twin SAM V5.0; Serial: 1909
- Measurement SW: DASY4, V4.5 Build 19; Postprocessing SW: SEMCAD, V1.8 Build 145

Left Cheek/WCDMA Band 5 Mid/Area Scan (91x121x1): Measurement grid: dx=10mm, dy=10mm

Maximum value of SAR (interpolated) = 0.286 mW/g

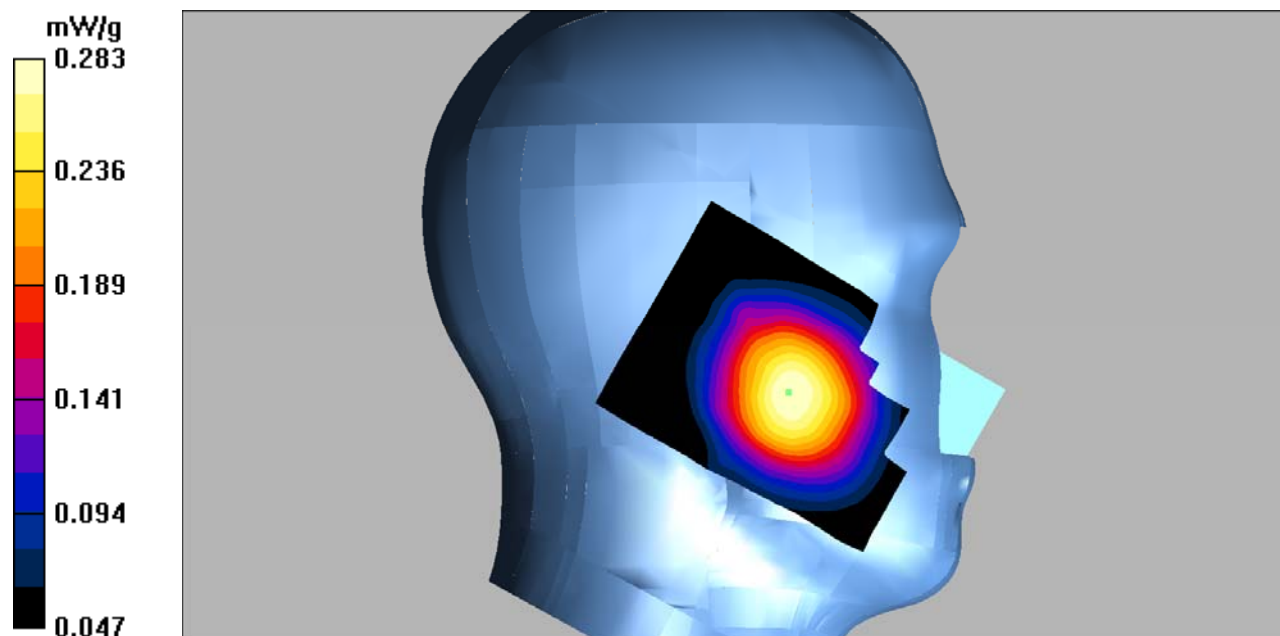
Left Cheek/WCDMA Band 5 Mid/Zoom Scan (7x7x7)/Cube 0: Measurement grid: dx=5mm, dy=5mm, dz=5mm

Reference Value = 3.39 V/m; Power Drift = 0.189 dB

Peak SAR (extrapolated) = 0.317 W/kg

SAR(1 g) = 0.270 mW/g; SAR(10 g) = 0.211 mW/g

Maximum value of SAR (measured) = 0.283 mW/g



DUT: Mobile Phone; Type: STUDIO G MINI;

Communication System: 3G Bands; Frequency: 836.6 MHz; Duty Cycle: 1:1

Medium parameters used: $f = 836.6$ MHz; $\sigma = 0.87$ mho/m; $\epsilon_r = 42.02$; $\rho = 1000$ kg/m³

Phantom section: Left Section

DASY4 Configuration:

- Probe: EX3DV4 – SN7382; ConvF(10.50, 10.50, 10.50); Calibrated: 26/10/2016
- Sensor-Surface: 4mm (Mechanical Surface Detection)
- Electronics: DAE – SN772; Calibrated: 25/10/2016
- Phantom: TWIN SAM; Type: Twin SAM V5.0; Serial: 1909
- Measurement SW: DASY4, V4.5 Build 19; Postprocessing SW: SEMCAD, V1.8 Build 145

Left Tilt/WCDMA Band 5 Mid/Area Scan (91x121x1): Measurement grid: dx=10mm, dy=10mm

Maximum value of SAR (interpolated) = 0.200 mW/g

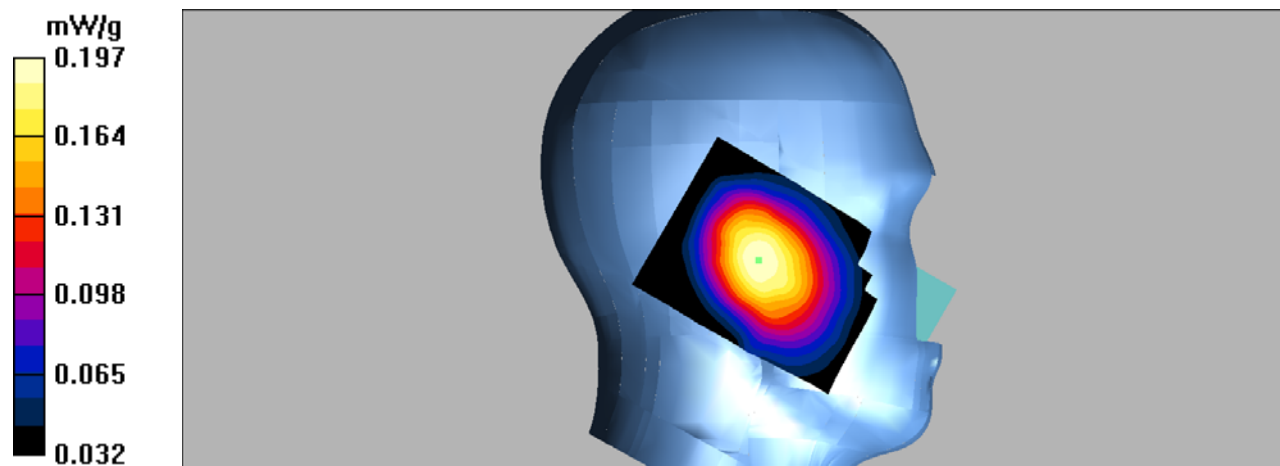
Left Tilt/WCDMA Band 5 Mid/Zoom Scan (7x7x7)/Cube 0: Measurement grid: dx=5mm, dy=5mm, dz=5mm

Reference Value = 11.2 V/m; Power Drift = -0.172 dB

Peak SAR (extrapolated) = 0.229 W/kg

SAR(1 g) = 0.189 mW/g; SAR(10 g) = 0.146 mW/g

Maximum value of SAR (measured) = 0.197 mW/g



DUT: Mobile Phone; Type: STUDIO G MINI;

Communication System: 3G Bands; Frequency: 836.6 MHz; Duty Cycle: 1:1

Medium parameters used: $f = 836.6$ MHz; $\sigma = 0.87$ mho/m; $\epsilon_r = 42.02$; $\rho = 1000$ kg/m³

Phantom section: Right Section

DASY4 Configuration:

- Probe: EX3DV4 – SN7382; ConvF(10.50, 10.50, 10.50); Calibrated: 26/10/2016
- Sensor-Surface: 4mm (Mechanical Surface Detection)
- Electronics: DAE – SN772; Calibrated: 25/10/2016
- Phantom: TWIN SAM; Type: Twin SAM V5.0; Serial: 1909
- Measurement SW: DASY4, V4.5 Build 19; Postprocessing SW: SEMCAD, V1.8 Build 145

Right Cheek/WCDMA Band 5 Mid/Area Scan (101x121x1): Measurement grid: dx=10mm, dy=10mm

Maximum value of SAR (interpolated) = 0.280 mW/g

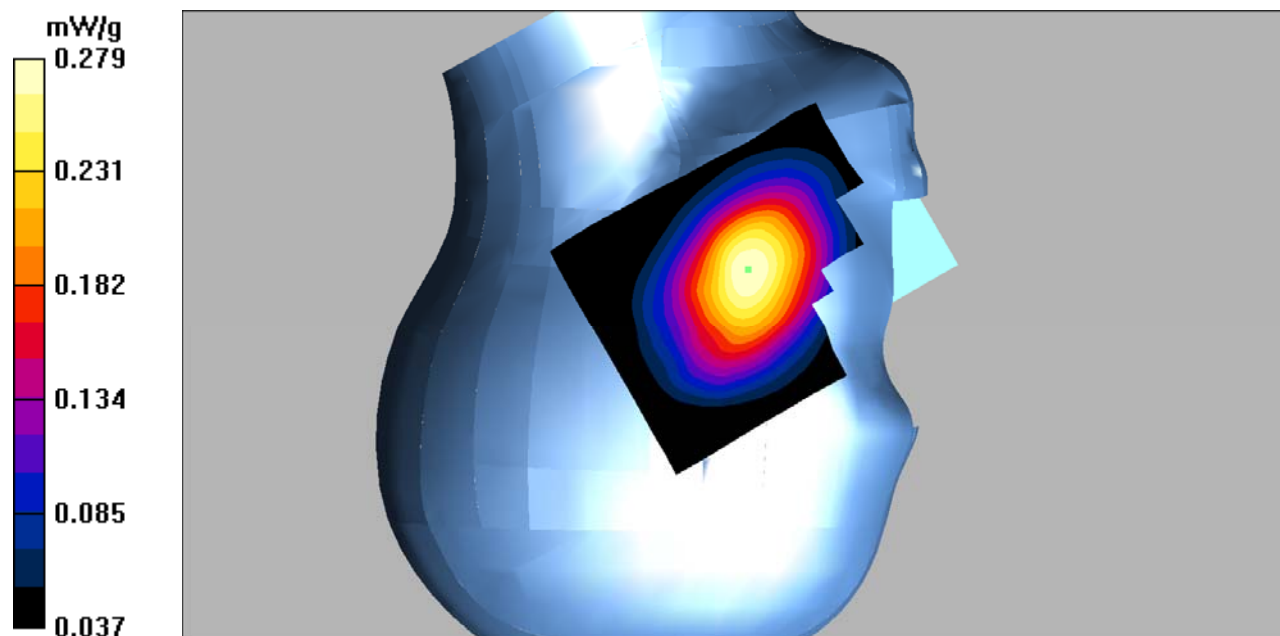
Right Cheek/WCDMA Band 5 Mid/Zoom Scan (7x7x7)/Cube 0: Measurement grid: dx=5mm, dy=5mm, dz=5mm

Reference Value = 5.30 V/m; Power Drift = 0.030 dB

Peak SAR (extrapolated) = 0.328 W/kg

SAR(1 g) = 0.265 mW/g; SAR(10 g) = 0.202 mW/g

Maximum value of SAR (measured) = 0.279 mW/g



DUT: Mobile Phone; Type: STUDIO G MINI;

Communication System: 3G Bands; Frequency: 836.6 MHz; Duty Cycle: 1:1

Medium parameters used: $f = 836.6$ MHz; $\sigma = 0.87$ mho/m; $\epsilon_r = 42.02$; $\rho = 1000$ kg/m³

Phantom section: Right Section

DASY4 Configuration:

- Probe: EX3DV4 – SN7382; ConvF(10.50, 10.50, 10.50); Calibrated: 26/10/2016
- Sensor-Surface: 4mm (Mechanical Surface Detection)
- Electronics: DAE – SN772; Calibrated: 25/10/2016
- Phantom: TWIN SAM; Type: Twin SAM V5.0; Serial: 1909
- Measurement SW: DASY4, V4.5 Build 19; Postprocessing SW: SEMCAD, V1.8 Build 145

Right Tilt/WCDMA Band 5 Mid/Area Scan (91x121x1): Measurement grid: dx=10mm, dy=10mm

Maximum value of SAR (interpolated) = 0.199 mW/g

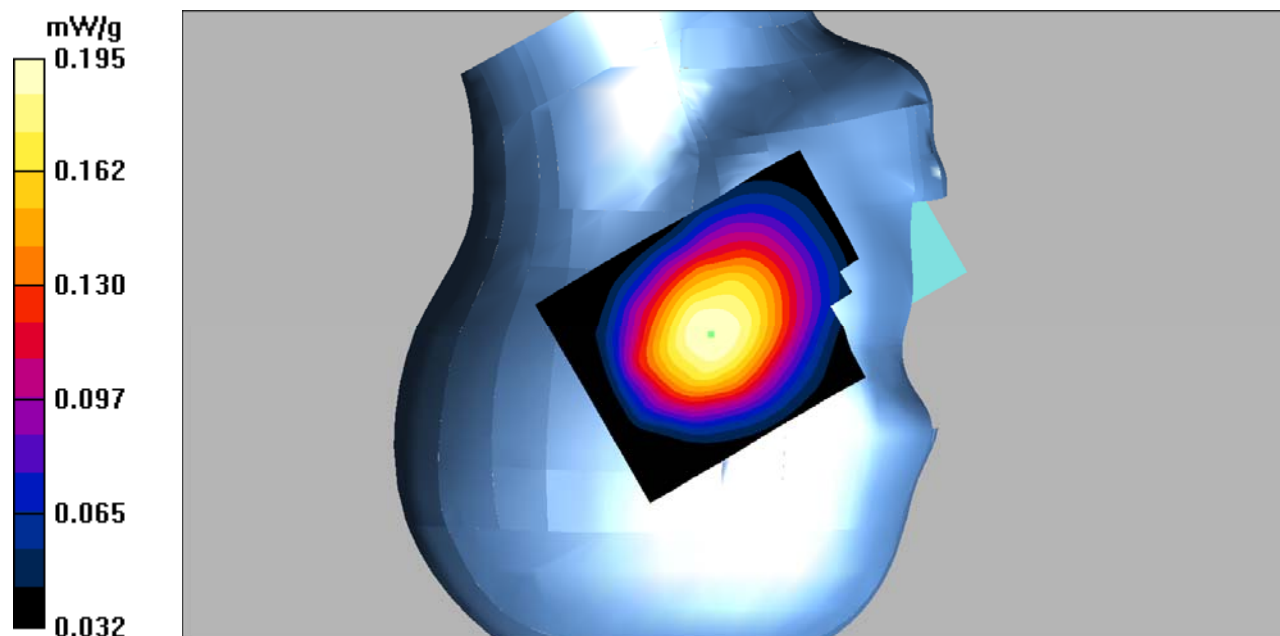
Right Tilt/WCDMA Band 5 Mid/Zoom Scan (7x7x7)/Cube 0: Measurement grid: dx=5mm, dy=5mm, dz=5mm

Reference Value = 10.7 V/m; Power Drift = 0.046 dB

Peak SAR (extrapolated) = 0.223 W/kg

SAR(1 g) = 0.188 mW/g; SAR(10 g) = 0.147 mW/g

Maximum value of SAR (measured) = 0.195 mW/g



DUT: Mobile Phone; Type: STUDIO G MINI;

Communication System: 3G Bands; Frequency: 836.6 MHz; Duty Cycle: 1:1

Medium parameters used: $f = 836.6$ MHz; $\sigma = 0.93$ mho/m; $\epsilon_r = 55.46$; $\rho = 1000$ kg/m³

Phantom section: Flat Section

DASY4 Configuration:

- Probe: EX3DV4 – SN7382; ConvF(10.54, 10.54, 10.54); Calibrated: 26/10/2016
- Sensor-Surface: 4mm (Mechanical Surface Detection)
- Electronics: DAE – SN772; Calibrated: 25/10/2016
- Phantom: TWIN SAM; Type: Twin SAM V5.0; Serial: 1909
- Measurement SW: DASY4, V4.5 Build 19; Postprocessing SW: SEMCAD, V1.8 Build 145

Body Back/WCDMA Band 5 Mid/Area Scan (101x121x1): Measurement grid: dx=10mm, dy=10mm

Maximum value of SAR (interpolated) = 0.488 mW/g

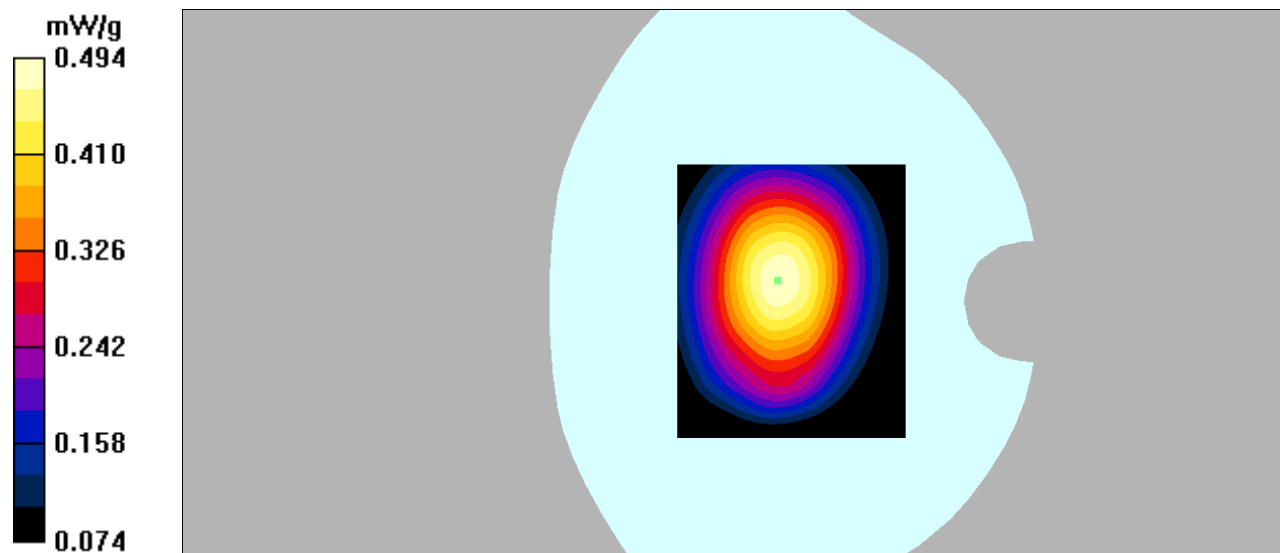
Body Back/WCDMA Band 5 Mid/Zoom Scan (7x7x7)/Cube 0: Measurement grid: dx=5mm, dy=5mm, dz=5mm

Reference Value = 22.3 V/m; Power Drift = -0.042 dB

Peak SAR (extrapolated) = 0.573 W/kg

SAR(1 g) = 0.470 mW/g; SAR(10 g) = 0.358 mW/g

Maximum value of SAR (measured) = 0.494 mW/g



DUT: Mobile Phone; Type: STUDIO G MINI;

Communication System: 3G Bands; Frequency: 836.6 MHz; Duty Cycle: 1:1

Medium parameters used: $f = 836.6$ MHz; $\sigma = 0.93$ mho/m; $\epsilon_r = 55.46$; $\rho = 1000$ kg/m³

Phantom section: Flat Section

DASY4 Configuration:

- Probe: EX3DV4 – SN7382; ConvF(10.54, 10.54, 10.54); Calibrated: 26/10/2016
- Sensor-Surface: 4mm (Mechanical Surface Detection)
- Electronics: DAE – SN772; Calibrated: 25/10/2016
- Phantom: TWIN SAM; Type: Twin SAM V5.0; Serial: 1909
- Measurement SW: DASY4, V4.5 Build 19; Postprocessing SW: SEMCAD, V1.8 Build 145

Body Left/WCDMA Band 5 Mid/Area Scan (51x61x1): Measurement grid: dx=20mm, dy=20mm

Maximum value of SAR (interpolated) = 0.241 mW/g

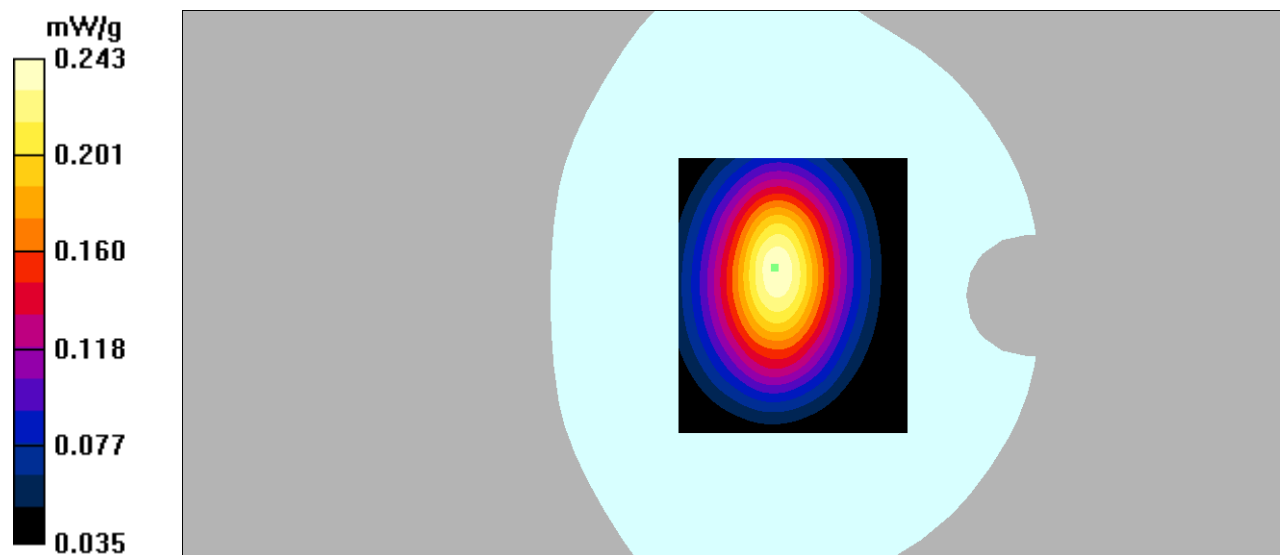
Body Left/WCDMA Band 5 Mid/Zoom Scan (7x7x7)/Cube 0: Measurement grid: dx=5mm, dy=5mm, dz=5mm

Reference Value = 15.1 V/m; Power Drift = 0.143 dB

Peak SAR (extrapolated) = 0.301 W/kg

SAR(1 g) = 0.230 mW/g; SAR(10 g) = 0.166 mW/g

Maximum value of SAR (measured) = 0.243 mW/g



DUT: Mobile Phone; Type: STUDIO G MINI;

Communication System: 3G Bands; Frequency: 836.6 MHz; Duty Cycle: 1:1

Medium parameters used: $f = 836.6$ MHz; $\sigma = 0.93$ mho/m; $\epsilon_r = 55.46$; $\rho = 1000$ kg/m³

Phantom section: Flat Section

DASY4 Configuration:

- Probe: EX3DV4 – SN7382; ConvF(10.54, 10.54, 10.54); Calibrated: 26/10/2016
- Sensor-Surface: 4mm (Mechanical Surface Detection)
- Electronics: DAE – SN772; Calibrated: 25/10/2016
- Phantom: TWIN SAM; Type: Twin SAM V5.0; Serial: 1909
- Measurement SW: DASY4, V4.5 Build 19; Postprocessing SW: SEMCAD, V1.8 Build 145

Body Right/WCDMA Band 5 Mid/Area Scan (101x121x1): Measurement grid: dx=10mm, dy=10mm

Maximum value of SAR (interpolated) = 0.260 mW/g

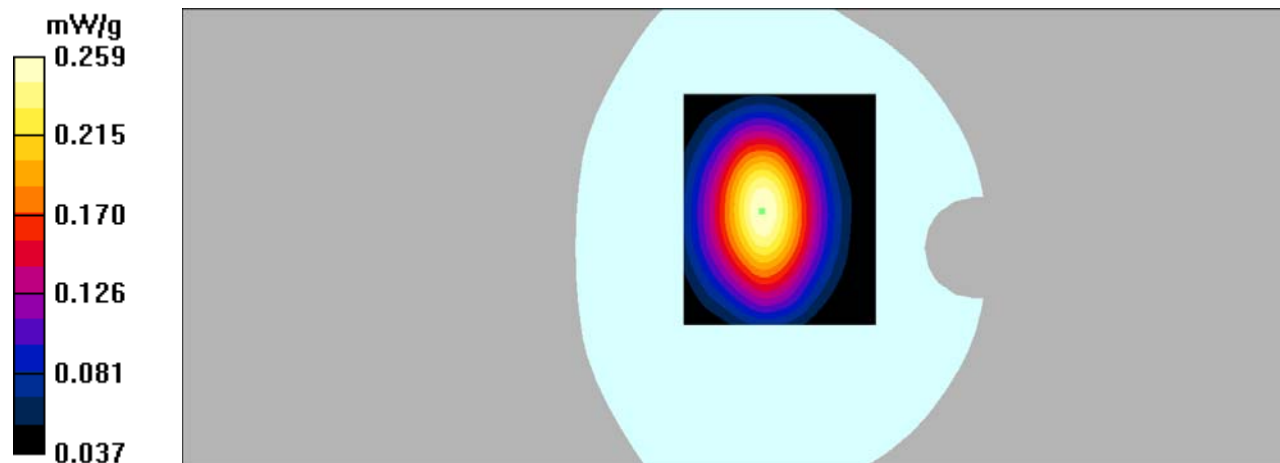
Body Right/WCDMA Band 5 Mid/Zoom Scan (7x7x7)/Cube 0: Measurement grid: dx=5mm, dy=5mm, dz=5mm

Reference Value = 14.7 V/m; Power Drift = 0.180 dB

Peak SAR (extrapolated) = 0.319 W/kg

SAR(1 g) = 0.243 mW/g; SAR(10 g) = 0.175 mW/g

Maximum value of SAR (measured) = 0.259 mW/g



DUT: Mobile Phone; Type: STUDIO G MINI;

Communication System: 3G Bands; Frequency: 836.6 MHz; Duty Cycle: 1:1

Medium parameters used: $f = 836.6$ MHz; $\sigma = 0.93$ mho/m; $\epsilon_r = 55.46$; $\rho = 1000$ kg/m³

Phantom section: Flat Section

DASY4 Configuration:

- Probe: EX3DV4 – SN7382; ConvF(10.54, 10.54, 10.54); Calibrated: 26/10/2016
- Sensor-Surface: 4mm (Mechanical Surface Detection)
- Electronics: DAE – SN772; Calibrated: 25/10/2016
- Phantom: TWIN SAM; Type: Twin SAM V5.0; Serial: 1909
- Measurement SW: DASY4, V4.5 Build 19; Postprocessing SW: SEMCAD, V1.8 Build 145

Body Bottom/WCDMA Band 5 Mid/Area Scan (91x101x1): Measurement grid: dx=10mm, dy=10mm

Maximum value of SAR (interpolated) = 0.048 mW/g

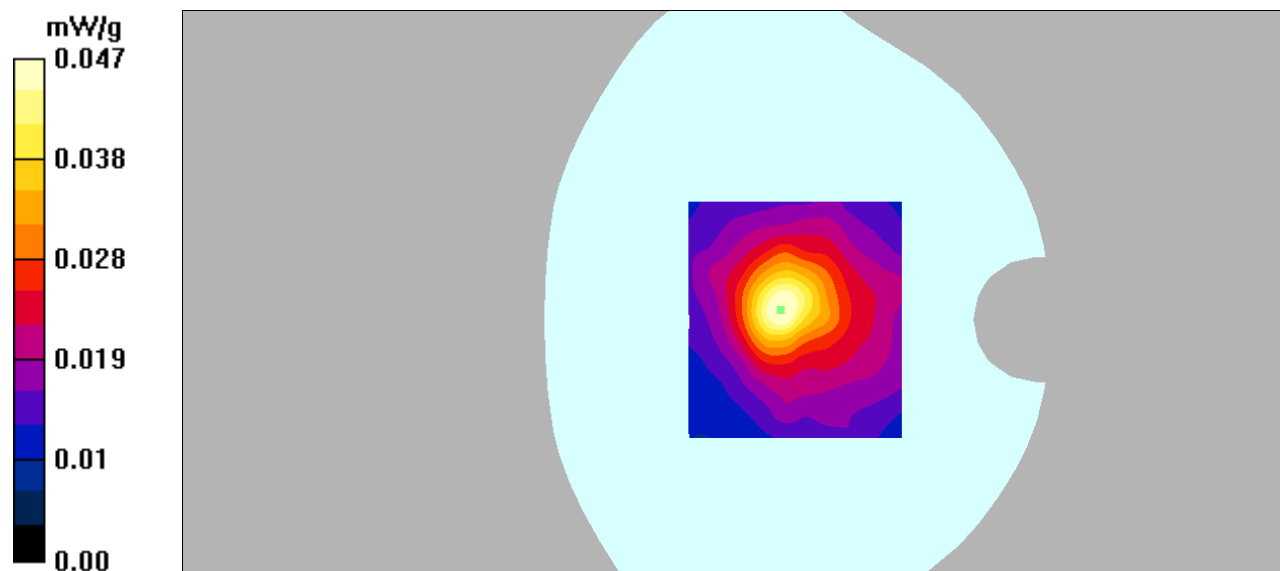
Body Bottom/WCDMA Band 5 Mid/Zoom Scan (7x7x7)/Cube 0: Measurement grid: dx=5mm, dy=5mm, dz=5mm

Reference Value = 6.65 V/m; Power Drift = -0.00 dB

Peak SAR (extrapolated) = 0.097 W/kg

SAR(1 g) = 0.044 mW/g; SAR(10 g) = 0.025 mW/g

Maximum value of SAR (measured) = 0.047 mW/g



DUT: Mobile Phone; Type: STUDIO G MINI;

Communication System: 3G Bands; Frequency: 1752.6 MHz; Duty Cycle: 1:1

Medium parameters used: $f = 1752.6$ MHz; $\sigma = 1.39$ mho/m; $\epsilon_r = 39.52$; $\rho = 1000$ kg/m³

Phantom section: Left Section

DASY4 Configuration:

- Probe: EX3DV4 - SN7382; ConvF(9.06, 9.06, 9.06); Calibrated: 26/10/2016
- Sensor-Surface: 4mm (Mechanical Surface Detection)
- Electronics: DAE – SN772; Calibrated: 25/10/2016
- Phantom: TWIN SAM; Type: Twin SAM V5.0; Serial: 1909
- Measurement SW: DASY4, V4.5 Build 19; Postprocessing SW: SEMCAD, V1.8 Build 145

Left Cheek/WCDMA Band 4 High/Area Scan (91x121x1): Measurement grid: dx=10mm, dy=10mm

Maximum value of SAR (interpolated) = 0.465 mW/g

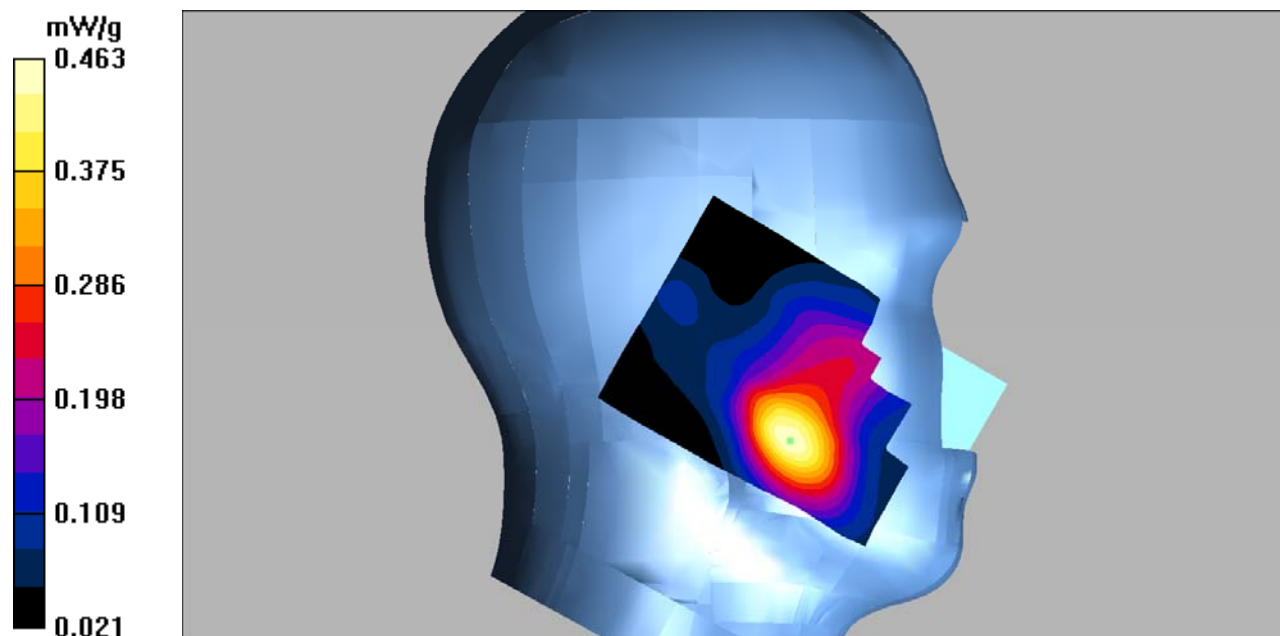
Left Cheek/WCDMA Band 4 High/Zoom Scan (7x7x7)/Cube 0: Measurement grid: dx=5mm, dy=5mm, dz=5mm

Reference Value = 7.97 V/m; Power Drift = 0.031 dB

Peak SAR (extrapolated) = 0.612 W/kg

SAR(1 g) = 0.426 mW/g; SAR(10 g) = 0.272 mW/g

Maximum value of SAR (measured) = 0.463 mW/g



DUT: Mobile Phone; Type: STUDIO G MINI;

Communication System: 3G Bands; Frequency: 1752.6 MHz; Duty Cycle: 1:1

Medium parameters used: $f = 1752.6$ MHz; $\sigma = 1.39$ mho/m; $\epsilon_r = 39.52$; $\rho = 1000$ kg/m³

Phantom section: Left Section

DASY4 Configuration:

- Probe: EX3DV4 - SN7382; ConvF(9.06, 9.06, 9.06); Calibrated: 26/10/2016
- Sensor-Surface: 4mm (Mechanical Surface Detection)
- Electronics: DAE – SN772; Calibrated: 25/10/2016
- Phantom: TWIN SAM; Type: Twin SAM V5.0; Serial: 1909
- Measurement SW: DASY4, V4.5 Build 19; Postprocessing SW: SEMCAD, V1.8 Build 145

Left Tilt/WCDMA Band 4 High/Area Scan (91x121x1): Measurement grid: dx=10mm, dy=10mm

Maximum value of SAR (interpolated) = 0.203 mW/g

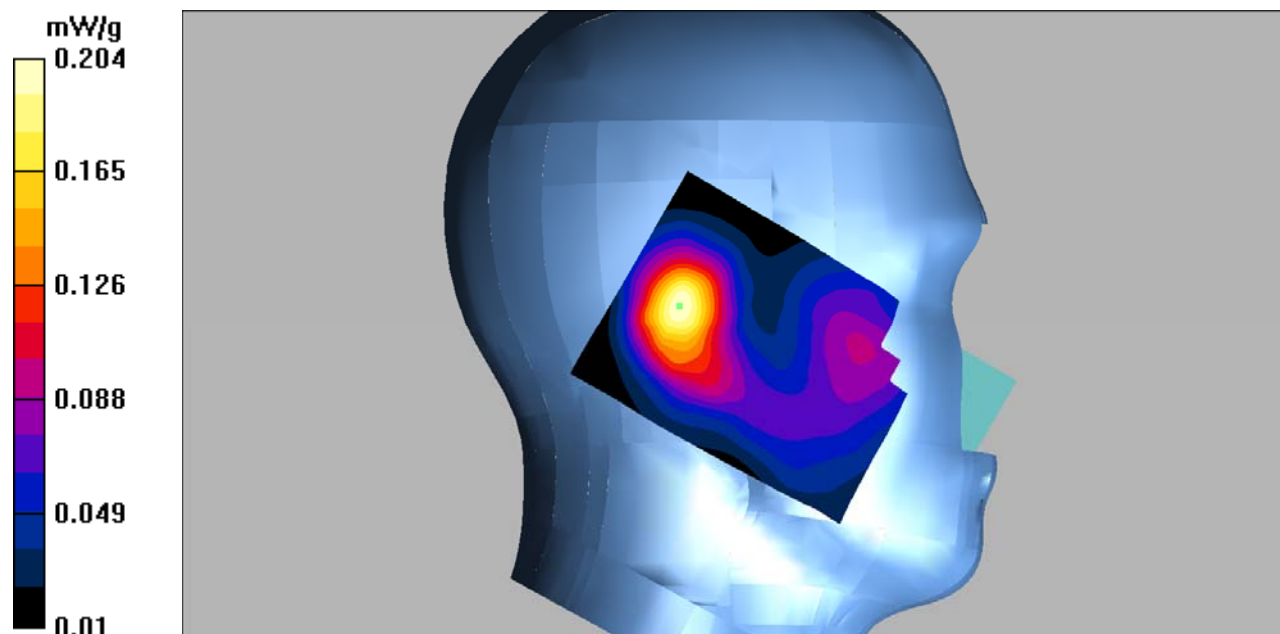
Left Tilt/WCDMA Band 4 High/Zoom Scan (7x7x7)/Cube 0: Measurement grid: dx=5mm, dy=5mm, dz=5mm

Reference Value = 11.8 V/m; Power Drift = 0.138 dB

Peak SAR (extrapolated) = 0.289 W/kg

SAR(1 g) = 0.186 mW/g; SAR(10 g) = 0.113 mW/g

Maximum value of SAR (measured) = 0.204 mW/g



DUT: Mobile Phone; Type: STUDIO G MINI;

Communication System: 3G Bands; Frequency: 1752.6 MHz; Duty Cycle: 1:1

Medium parameters used: $f = 1752.6$ MHz; $\sigma = 1.39$ mho/m; $\epsilon_r = 39.52$; $\rho = 1000$ kg/m³

Phantom section: Right Section

DASY4 Configuration:

- Probe: EX3DV4 - SN7382; ConvF(9.06, 9.06, 9.06); Calibrated: 26/10/2016
- Sensor-Surface: 4mm (Mechanical Surface Detection)
- Electronics: DAE – SN772; Calibrated: 25/10/2016
- Phantom: TWIN SAM; Type: Twin SAM V5.0; Serial: 1909
- Measurement SW: DASY4, V4.5 Build 19; Postprocessing SW: SEMCAD, V1.8 Build 145

Right Cheek/WCDMA Band 4 High/Area Scan (101x121x1): Measurement grid: dx=10mm, dy=10mm

Maximum value of SAR (interpolated) = 0.383 mW/g

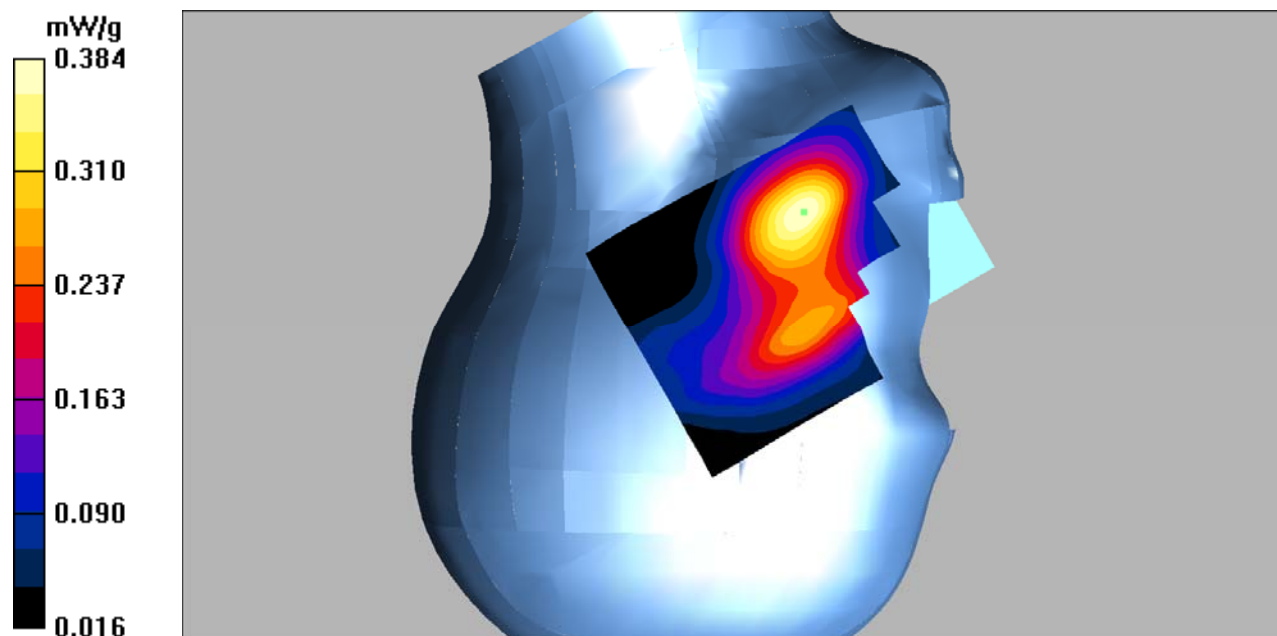
Right Cheek/WCDMA Band 4 High/Zoom Scan (7x7x7)/Cube 0: Measurement grid: dx=5mm, dy=5mm, dz=5mm

Reference Value = 8.16 V/m; Power Drift = -0.163 dB

Peak SAR (extrapolated) = 0.523 W/kg

SAR(1 g) = 0.354 mW/g; SAR(10 g) = 0.225 mW/g

Maximum value of SAR (measured) = 0.384 mW/g



DUT: Mobile Phone; Type: STUDIO G MINI;

Communication System: 3G Bands; Frequency: 1752.6 MHz; Duty Cycle: 1:1

Medium parameters used: $f = 1752.6$ MHz; $\sigma = 1.39$ mho/m; $\epsilon_r = 39.52$; $\rho = 1000$ kg/m³

Phantom section: Right Section

DASY4 Configuration:

- Probe: EX3DV4 - SN7382; ConvF(9.06, 9.06, 9.06); Calibrated: 26/10/2016
- Sensor-Surface: 4mm (Mechanical Surface Detection)
- Electronics: DAE – SN772; Calibrated: 25/10/2016
- Phantom: TWIN SAM; Type: Twin SAM V5.0; Serial: 1909
- Measurement SW: DASY4, V4.5 Build 19; Postprocessing SW: SEMCAD, V1.8 Build 145

Right Tilt/WCDMA Band 4 High/Area Scan (91x121x1): Measurement grid: dx=10mm, dy=10mm

Maximum value of SAR (interpolated) = 0.221 mW/g

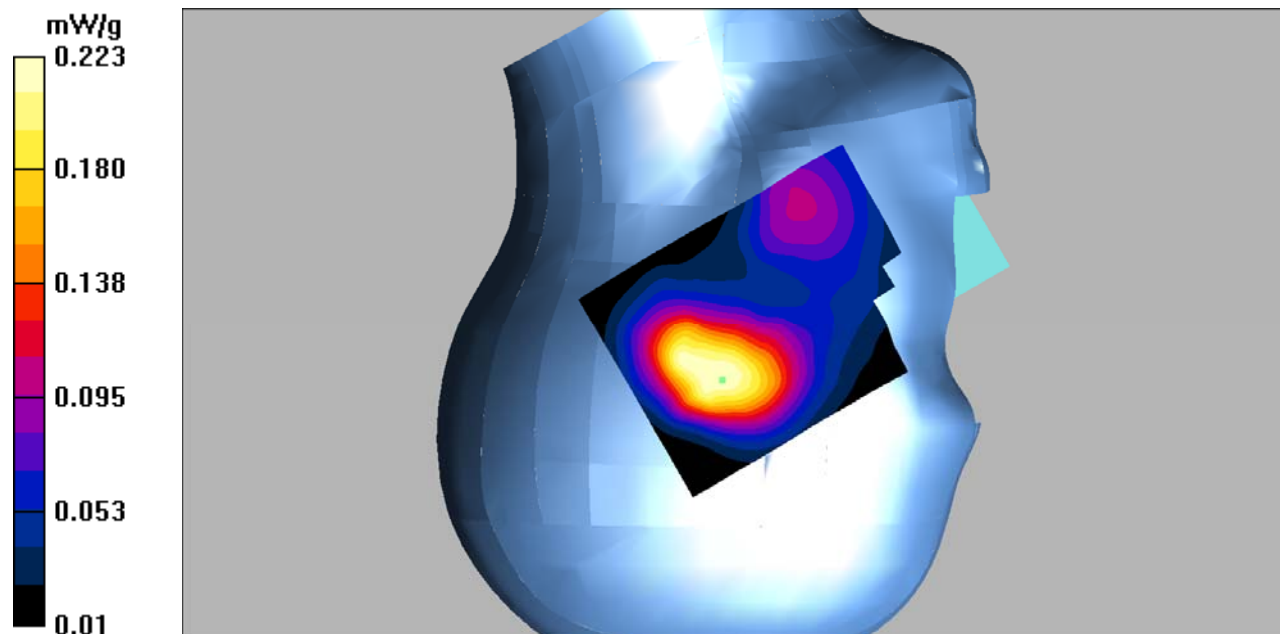
Right Tilt/WCDMA Band 4 High/Zoom Scan (7x7x7)/Cube 0: Measurement grid: dx=5mm, dy=5mm, dz=5mm

Reference Value = 12.2 V/m; Power Drift = 0.133 dB

Peak SAR (extrapolated) = 0.318 W/kg

SAR(1 g) = 0.204 mW/g; SAR(10 g) = 0.136 mW/g

Maximum value of SAR (measured) = 0.223 mW/g



DUT: Mobile Phone; Type: STUDIO G MINI;

Communication System: 3G Bands; Frequency: 1752.6 MHz; Duty Cycle: 1:1

Medium parameters used: $f = 1752.6$ MHz; $\sigma = 1.53$ mho/m; $\epsilon_r = 53.12$; $\rho = 1000$ kg/m³

Phantom section: Flat Section

DASY4 Configuration:

- Probe: EX3DV4 - SN7382; ConvF(8.65, 8.65, 8.65); Calibrated: 26/10/2016
- Sensor-Surface: 4mm (Mechanical Surface Detection)
- Electronics: DAE – SN772; Calibrated: 25/10/2016
- Phantom: TWIN SAM; Type: Twin SAM V5.0; Serial: 1909
- Measurement SW: DASY4, V4.5 Build 19; Postprocessing SW: SEMCAD, V1.8 Build 145

Body Back/WCDMA Band 4 High/Area Scan (101x121x1): Measurement grid: dx=10mm, dy=10mm

Maximum value of SAR (interpolated) = 0.711 mW/g

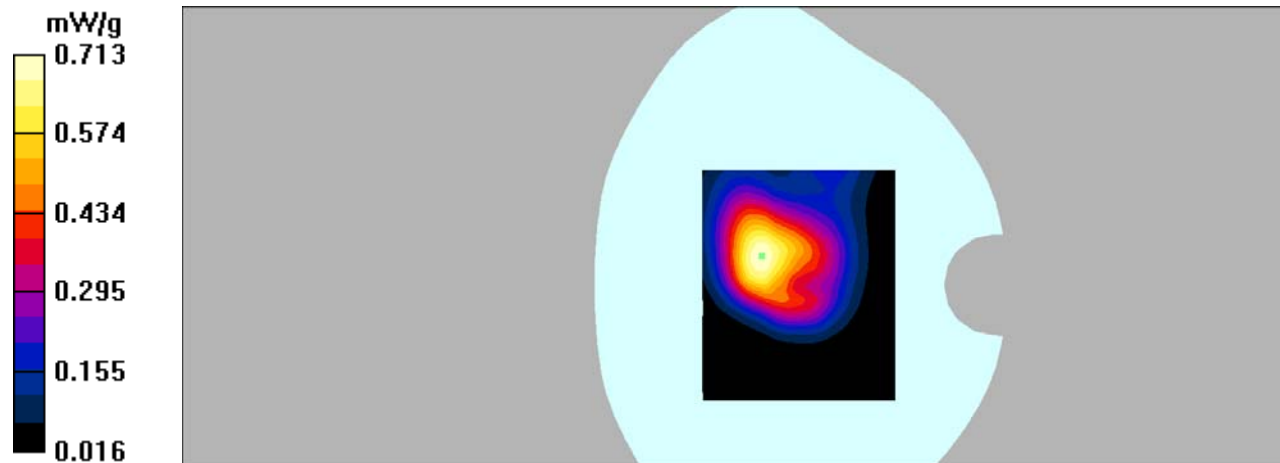
Body Back/WCDMA Band 4 High/Zoom Scan (7x7x7)/Cube 0: Measurement grid: dx=5mm, dy=5mm, dz=5mm

Reference Value = 16.3 V/m; Power Drift = -0.235 dB

Peak SAR (extrapolated) = 1.14 W/kg

SAR(1 g) = 0.654 mW/g; SAR(10 g) = 0.378 mW/g

Maximum value of SAR (measured) = 0.713 mW/g



DUT: Mobile Phone; Type: STUDIO G MINI;

Communication System: 3G Bands; Frequency: 1752.6 MHz; Duty Cycle: 1:1

Medium parameters used: $f = 1752.6$ MHz; $\sigma = 1.53$ mho/m; $\epsilon_r = 53.12$; $\rho = 1000$ kg/m³

Phantom section: Flat Section

DASY4 Configuration:

- Probe: EX3DV4 - SN7382; ConvF(8.65, 8.65, 8.65); Calibrated: 26/10/2016
- Sensor-Surface: 4mm (Mechanical Surface Detection)
- Electronics: DAE – SN772; Calibrated: 25/10/2016
- Phantom: TWIN SAM; Type: Twin SAM V5.0; Serial: 1909
- Measurement SW: DASY4, V4.5 Build 19; Postprocessing SW: SEMCAD, V1.8 Build 145

Body Left/WCDMA Band 4 High/Area Scan (81x161x1): Measurement grid: dx=10mm, dy=10mm

Maximum value of SAR (interpolated) = 0.112 mW/g

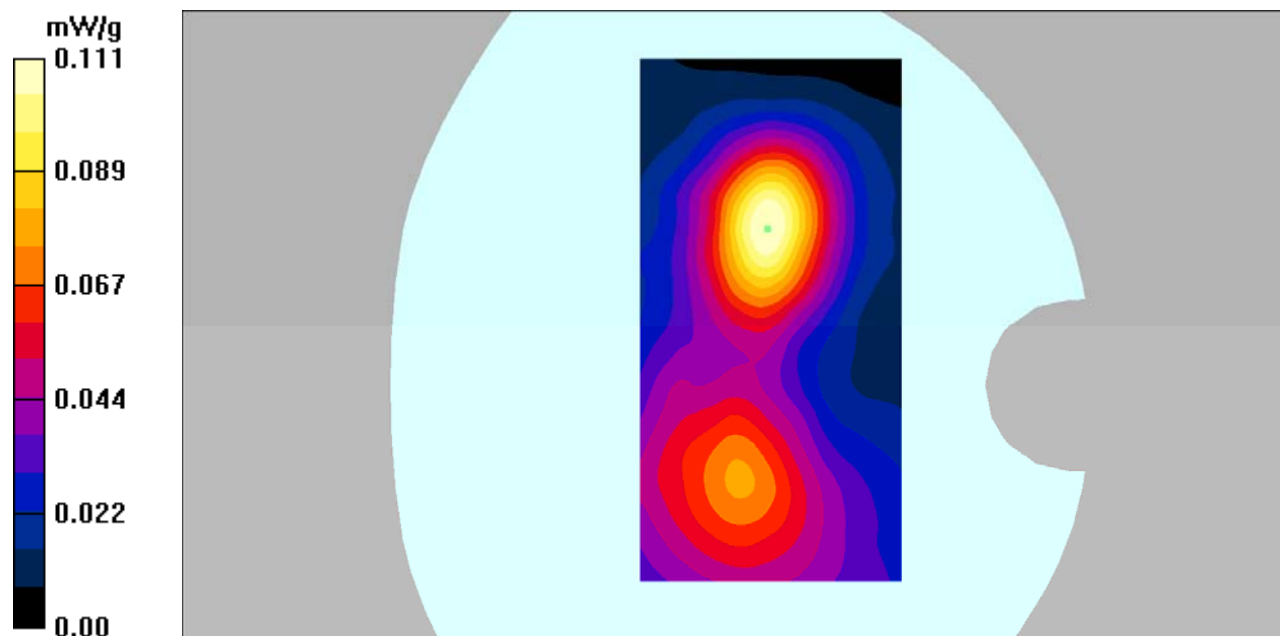
Body Left/WCDMA Band 4 High/Zoom Scan (7x7x7)/Cube 0: Measurement grid: dx=5mm, dy=5mm, dz=5mm

Reference Value = 5.69 V/m; Power Drift = 0.158 dB

Peak SAR (extrapolated) = 0.176 W/kg

SAR(1 g) = 0.102 mW/g; SAR(10 g) = 0.060 mW/g

Maximum value of SAR (measured) = 0.111 mW/g



DUT: Mobile Phone; Type: STUDIO G MINI;

Communication System: 3G Bands; Frequency: 1752.6 MHz; Duty Cycle: 1:1

Medium parameters used: $f = 1752.6$ MHz; $\sigma = 1.53$ mho/m; $\epsilon_r = 53.12$; $\rho = 1000$ kg/m³

Phantom section: Flat Section

DASY4 Configuration:

- Probe: EX3DV4 - SN7382; ConvF(8.65, 8.65, 8.65); Calibrated: 26/10/2016
- Sensor-Surface: 4mm (Mechanical Surface Detection)
- Electronics: DAE – SN772; Calibrated: 25/10/2016
- Phantom: TWIN SAM; Type: Twin SAM V5.0; Serial: 1909
- Measurement SW: DASY4, V4.5 Build 19; Postprocessing SW: SEMCAD, V1.8 Build 145

Body Right/WCDMA Band 4 High/Area Scan (81x161x1): Measurement grid: dx=10mm, dy=10mm

Maximum value of SAR (interpolated) = 0.195 mW/g

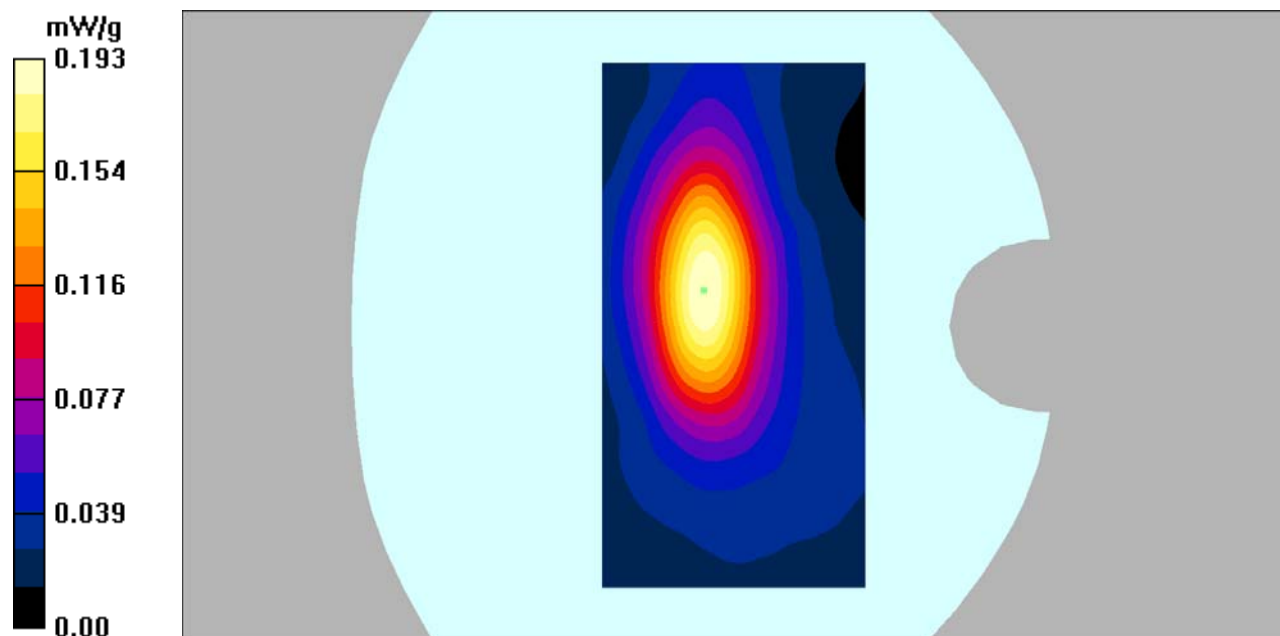
Body Right/WCDMA Band 4 High/Zoom Scan (7x7x7)/Cube 0: Measurement grid: dx=5mm, dy=5mm, dz=5mm

Reference Value = 11.3 V/m; Power Drift = -0.120 dB

Peak SAR (extrapolated) = 0.302 W/kg

SAR(1 g) = 0.178 mW/g; SAR(10 g) = 0.103 mW/g

Maximum value of SAR (measured) = 0.193 mW/g



DUT: Mobile Phone; Type: STUDIO G MINI;

Communication System: 3G Bands; Frequency: 1752.6 MHz; Duty Cycle: 1:1

Medium parameters used: $f = 1752.6$ MHz; $\sigma = 1.53$ mho/m; $\epsilon_r = 53.12$; $\rho = 1000$ kg/m³

Phantom section: Flat Section

DASY4 Configuration:

- Probe: EX3DV4 - SN7382; ConvF(8.65, 8.65, 8.65); Calibrated: 26/10/2016
- Sensor-Surface: 4mm (Mechanical Surface Detection)
- Electronics: DAE – SN772; Calibrated: 25/10/2016
- Phantom: TWIN SAM; Type: Twin SAM V5.0; Serial: 1909
- Measurement SW: DASY4, V4.5 Build 19; Postprocessing SW: SEMCAD, V1.8 Build 145

Body Bottom/WCDMA Band 4 High/Area Scan (91x101x1): Measurement grid: dx=10mm, dy=10mm

Maximum value of SAR (interpolated) = 0.424 mW/g


Body Bottom/WCDMA Band 4 High/Zoom Scan (7x7x7)/Cube 0: Measurement grid: dx=5mm, dy=5mm, dz=5mm

Reference Value = 16.4 V/m; Power Drift = 0.00 dB

Peak SAR (extrapolated) = 0.676 W/kg

SAR(1 g) = 0.381 mW/g; SAR(10 g) = 0.206 mW/g

Maximum value of SAR (measured) = 0.426 mW/g



DUT: Mobile Phone; Type: STUDIO G MINI;

Communication System: 3G Bands; Frequency: 1880 MHz; Duty Cycle: 1:1

Medium parameters used: $f = 1880 \text{ MHz}$; $\sigma = 1.34 \text{ mho/m}$; $\epsilon_r = 40.09$; $\rho = 1000 \text{ kg/m}^3$

Phantom section: Left Section

DASY4 Configuration:

- Probe: EX3DV4 – SN7382; ConvF(8.71, 8.71, 8.71); Calibrated: 26/10/2016

- Sensor-Surface: 4mm (Mechanical Surface Detection)

- Electronics: DAE – SN772; Calibrated: 25/10/2016

- Phantom: TWIN SAM; Type: Twin SAM V5.0; Serial: 1909

- Measurement SW: DASY4, V4.5 Build 19; Postprocessing SW: SEMCAD, V1.8 Build 145

Left Cheek/WCDMA Band 2 Mid/Area Scan (91x121x1): Measurement grid: $dx=10\text{mm}$, $dy=10\text{mm}$

Maximum value of SAR (interpolated) = 0.330 mW/g

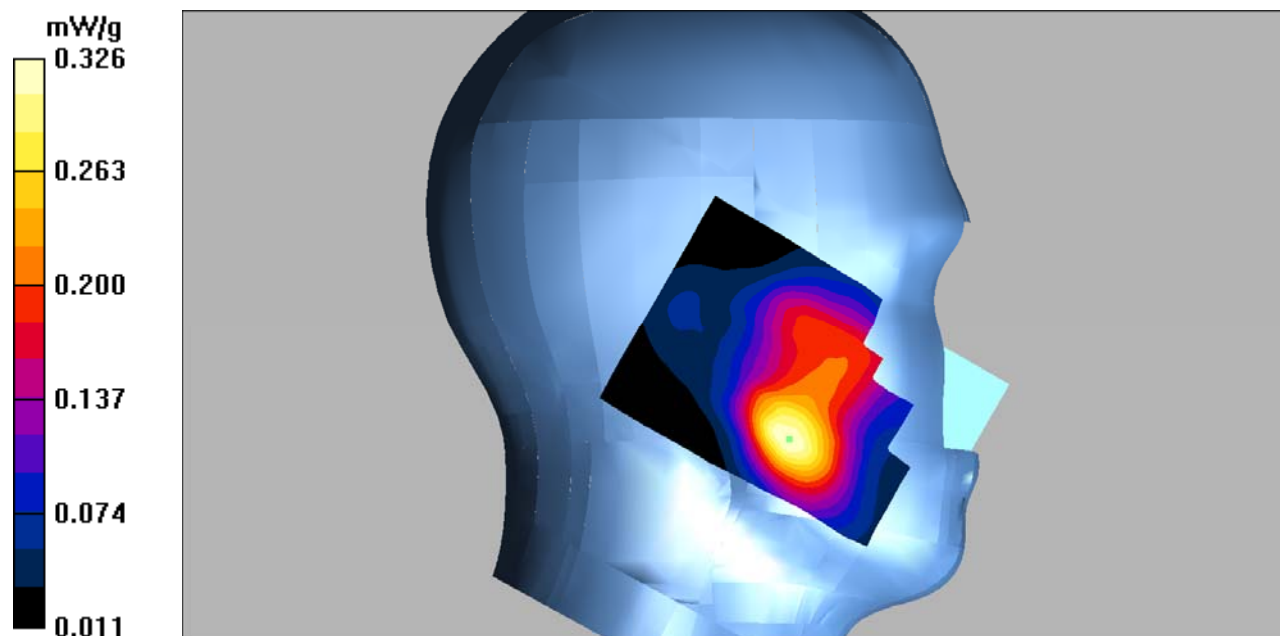
Left Cheek/WCDMA Band 2 Mid/Zoom Scan (7x7x7)/Cube 0: Measurement grid: $dx=5\text{mm}$, $dy=5\text{mm}$, $dz=5\text{mm}$

Reference Value = 5.67 V/m; Power Drift = 0.169 dB

Peak SAR (extrapolated) = 0.446 W/kg

SAR(1 g) = 0.300 mW/g; SAR(10 g) = 0.187 mW/g

Maximum value of SAR (measured) = 0.326 mW/g



DUT: Mobile Phone; Type: STUDIO G MINI;

Communication System: 3G Bands; Frequency: 1880 MHz; Duty Cycle: 1:1

Medium parameters used: $f = 1880$ MHz; $\sigma = 1.34$ mho/m; $\epsilon_r = 40.09$; $\rho = 1000$ kg/m³

Phantom section: Left Section

DASY4 Configuration:

- Probe: EX3DV4 – SN7382; ConvF(8.71, 8.71, 8.71); Calibrated: 26/10/2016
- Sensor-Surface: 4mm (Mechanical Surface Detection)
- Electronics: DAE – SN772; Calibrated: 25/10/2016
- Phantom: TWIN SAM; Type: Twin SAM V5.0; Serial: 1909
- Measurement SW: DASY4, V4.5 Build 19; Postprocessing SW: SEMCAD, V1.8 Build 145

Left Tilt/WCDMA Band 2 Mid/Area Scan (91x121x1): Measurement grid: dx=10mm, dy=10mm

Maximum value of SAR (interpolated) = 0.135 mW/g

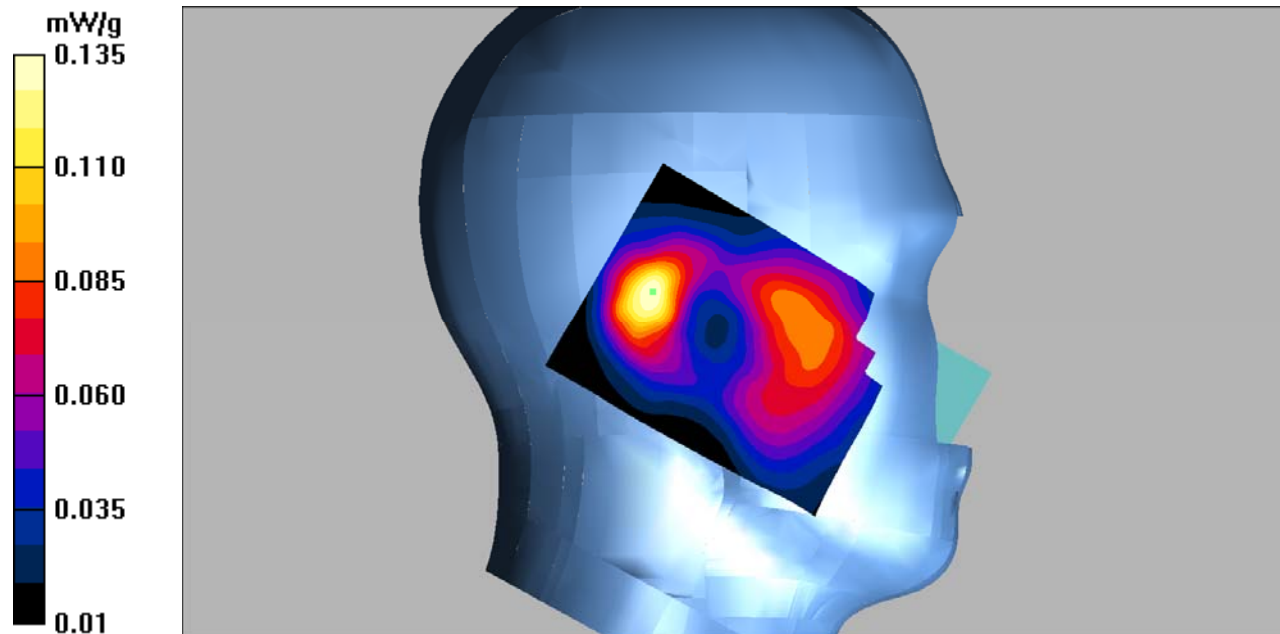
Left Tilt/WCDMA Band 2 Mid/Zoom Scan (7x7x7)/Cube 0: Measurement grid: dx=5mm, dy=5mm, dz=5mm

Reference Value = 9.65 V/m; Power Drift = -0.045 dB

Peak SAR (extrapolated) = 0.202 W/kg

SAR(1 g) = 0.120 mW/g; SAR(10 g) = 0.069 mW/g

Maximum value of SAR (measured) = 0.135 mW/g



DUT: Mobile Phone; Type: STUDIO G MINI;

Communication System: 3G Bands; Frequency: 1880 MHz; Duty Cycle: 1:1

Medium parameters used: $f = 1880$ MHz; $\sigma = 1.34$ mho/m; $\epsilon_r = 40.09$; $\rho = 1000$ kg/m³

Phantom section: Right Section

DASY4 Configuration:

- Probe: EX3DV4 – SN7382; ConvF(8.71, 8.71, 8.71); Calibrated: 26/10/2016

- Sensor-Surface: 4mm (Mechanical Surface Detection)

- Electronics: DAE – SN772; Calibrated: 25/10/2016

- Phantom: TWIN SAM; Type: Twin SAM V5.0; Serial: 1909

- Measurement SW: DASY4, V4.5 Build 19; Postprocessing SW: SEMCAD, V1.8 Build 145

Right Cheek/WCDMA Band 2 Mid/Area Scan (101x121x1): Measurement grid: dx=10mm, dy=10mm

Maximum value of SAR (interpolated) = 0.361 mW/g

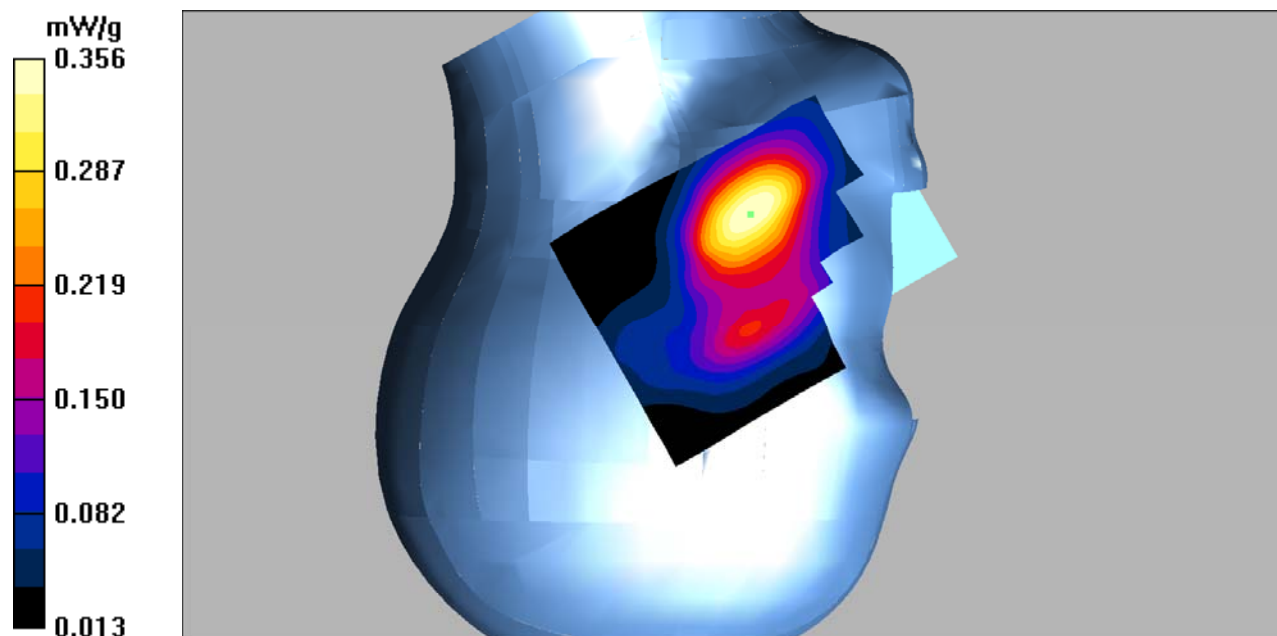
Right Cheek/WCDMA Band 2 Mid/Zoom Scan (7x7x7)/Cube 0: Measurement grid: dx=5mm, dy=5mm, dz=5mm

Reference Value = 6.82 V/m; Power Drift = -0.121 dB

Peak SAR (extrapolated) = 0.520 W/kg

SAR(1 g) = 0.331 mW/g; SAR(10 g) = 0.204 mW/g

Maximum value of SAR (measured) = 0.356 mW/g



DUT: Mobile Phone; Type: STUDIO G MINI;

Communication System: 3G Bands; Frequency: 1880 MHz; Duty Cycle: 1:1

Medium parameters used: $f = 1880$ MHz; $\sigma = 1.34$ mho/m; $\epsilon_r = 40.09$; $\rho = 1000$ kg/m³

Phantom section: Right Section

DASY4 Configuration:

- Probe: EX3DV4 – SN7382; ConvF(8.71, 8.71, 8.71); Calibrated: 26/10/2016
- Sensor-Surface: 4mm (Mechanical Surface Detection)
- Electronics: DAE – SN772; Calibrated: 25/10/2016
- Phantom: TWIN SAM; Type: Twin SAM V5.0; Serial: 1909
- Measurement SW: DASY4, V4.5 Build 19; Postprocessing SW: SEMCAD, V1.8 Build 145

Right Tilt/WCDMA Band 2 Mid/Area Scan (91x121x1): Measurement grid: dx=10mm, dy=10mm

Maximum value of SAR (interpolated) = 0.184 mW/g

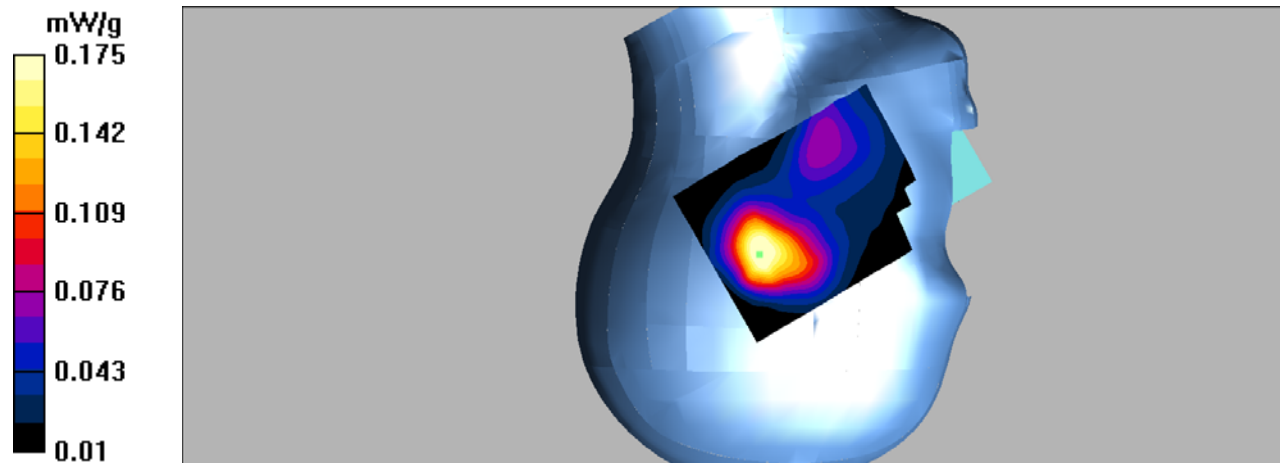
Right Tilt/WCDMA Band 2 Mid/Zoom Scan (7x7x7)/Cube 0: Measurement grid: dx=5mm, dy=5mm, dz=5mm

Reference Value = 10.9 V/m; Power Drift = -0.134 dB

Peak SAR (extrapolated) = 0.258 W/kg

SAR(1 g) = 0.162 mW/g; SAR(10 g) = 0.098 mW/g

Maximum value of SAR (measured) = 0.175 mW/g



DUT: Mobile Phone; Type: STUDIO G MINI;

Communication System: 3G Bands; Frequency: 1880 MHz; Duty Cycle: 1:1

Medium parameters used: $f = 1880 \text{ MHz}$; $\sigma = 1.54 \text{ mho/m}$; $\epsilon_r = 53.7$; $\rho = 1000 \text{ kg/m}^3$

Phantom section: Flat Section

DASY4 Configuration:

- Probe: EX3DV4 – SN7382; ConvF(8.31, 8.31, 8.31); Calibrated: 26/10/2016
- Sensor-Surface: 4mm (Mechanical Surface Detection)
- Electronics: DAE – SN772; Calibrated: 25/10/2016
- Phantom: TWIN SAM; Type: Twin SAM V5.0; Serial: 1909
- Measurement SW: DASY4, V4.5 Build 19; Postprocessing SW: SEMCAD, V1.8 Build 145

Body Back/WCDMA Band 2 Mid/Area Scan (101x121x1): Measurement grid: $dx=10\text{mm}$, $dy=10\text{mm}$

Maximum value of SAR (interpolated) = 0.481 mW/g

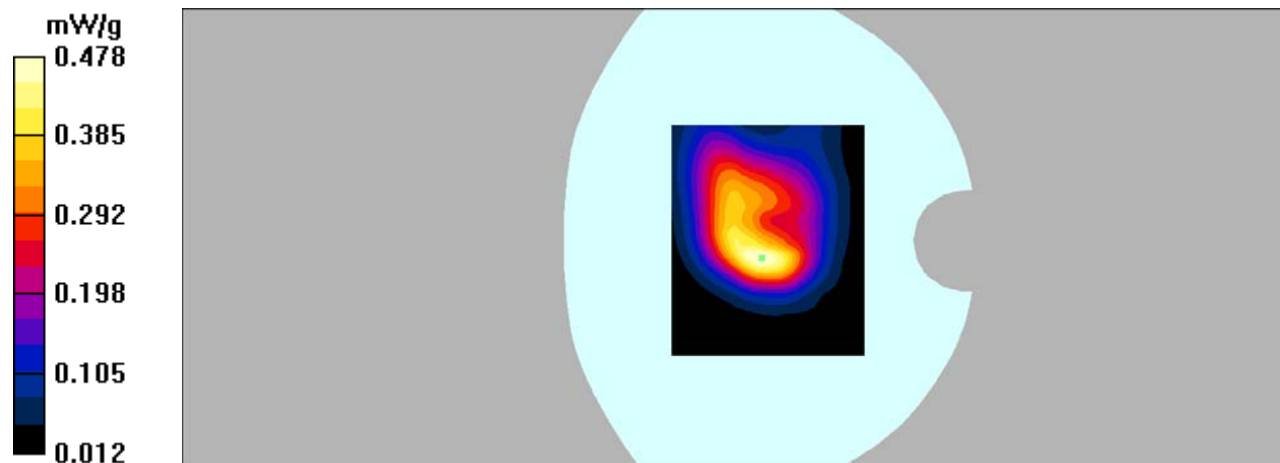
Body Back/WCDMA Band 2 Mid/Zoom Scan (7x7x7)/Cube 0: Measurement grid: $dx=5\text{mm}$, $dy=5\text{mm}$, $dz=5\text{mm}$

Reference Value = 15.4 V/m; Power Drift = -0.191 dB

Peak SAR (extrapolated) = 0.832 W/kg

SAR(1 g) = 0.435 mW/g; SAR(10 g) = 0.238 mW/g

Maximum value of SAR (measured) = 0.478 mW/g



DUT: Mobile Phone; Type: STUDIO G MINI;

Communication System: 3G Bands; Frequency: 1880 MHz; Duty Cycle: 1:1

Medium parameters used: $f = 1880 \text{ MHz}$; $\sigma = 1.54 \text{ mho/m}$; $\epsilon_r = 53.7$; $\rho = 1000 \text{ kg/m}^3$

Phantom section: Flat Section

DASY4 Configuration:

- Probe: EX3DV4 – SN7382; ConvF(8.31, 8.31, 8.31); Calibrated: 26/10/2016

- Sensor-Surface: 4mm (Mechanical Surface Detection)

- Electronics: DAE – SN772; Calibrated: 25/10/2016

- Phantom: TWIN SAM; Type: Twin SAM V5.0; Serial: 1909

- Measurement SW: DASY4, V4.5 Build 19; Postprocessing SW: SEMCAD, V1.8 Build 145

Body Left/WCDMA Band 2 Mid/Area Scan (81x161x1): Measurement grid: $dx=10\text{mm}$, $dy=10\text{mm}$

Maximum value of SAR (interpolated) = 0.062 mW/g

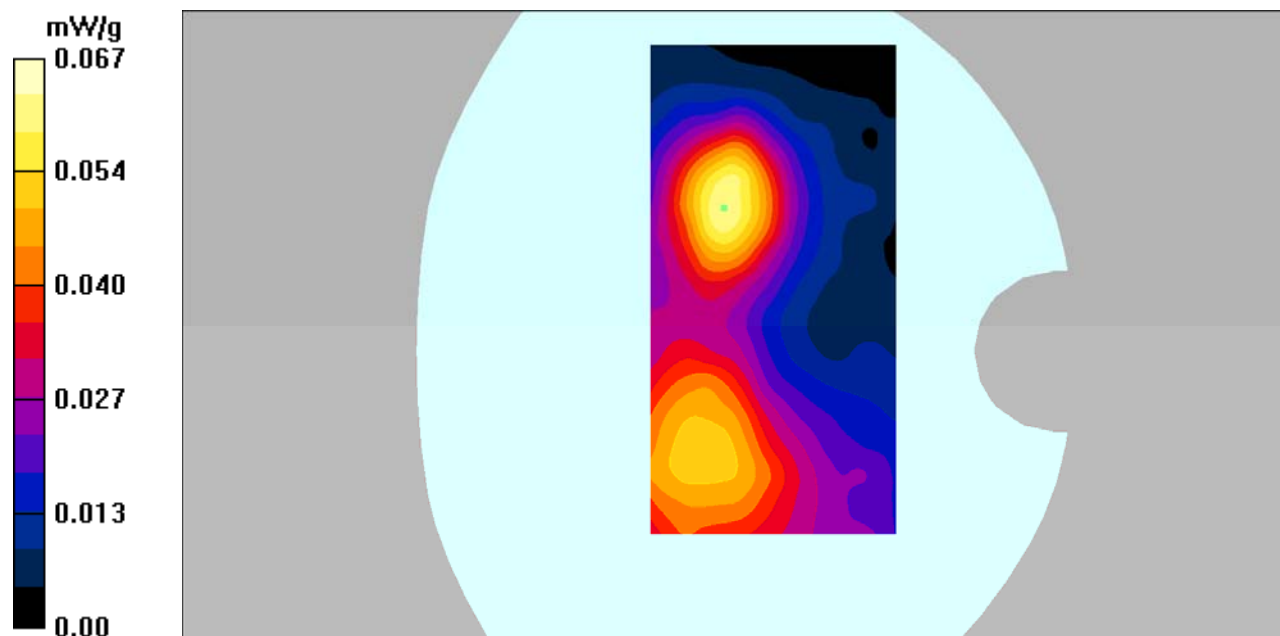
Body Left/WCDMA Band 2 Mid/Zoom Scan (7x7x7)/Cube 0: Measurement grid: $dx=5\text{mm}$, $dy=5\text{mm}$, $dz=5\text{mm}$

Reference Value = 3.98 V/m; Power Drift = 0.089 dB

Peak SAR (extrapolated) = 0.097 W/kg

SAR(1 g) = 0.057 mW/g; SAR(10 g) = 0.031 mW/g

Maximum value of SAR (measured) = 0.067 mW/g



DUT: Mobile Phone; Type: STUDIO G MINI;

Communication System: 3G Bands; Frequency: 1880 MHz; Duty Cycle: 1:1

Medium parameters used: $f = 1880$ MHz; $\sigma = 1.54$ mho/m; $\epsilon_r = 53.7$; $\rho = 1000$ kg/m³

Phantom section: Flat Section

DASY4 Configuration:

- Probe: EX3DV4 – SN7382; ConvF(8.31, 8.31, 8.31); Calibrated: 26/10/2016
- Sensor-Surface: 4mm (Mechanical Surface Detection)
- Electronics: DAE – SN772; Calibrated: 25/10/2016
- Phantom: TWIN SAM; Type: Twin SAM V5.0; Serial: 1909
- Measurement SW: DASY4, V4.5 Build 19; Postprocessing SW: SEMCAD, V1.8 Build 145

Body Right/WCDMA Band 2 Mid/Area Scan (81x161x1): Measurement grid: dx=10mm, dy=10mm

Maximum value of SAR (interpolated) = 0.141 mW/g

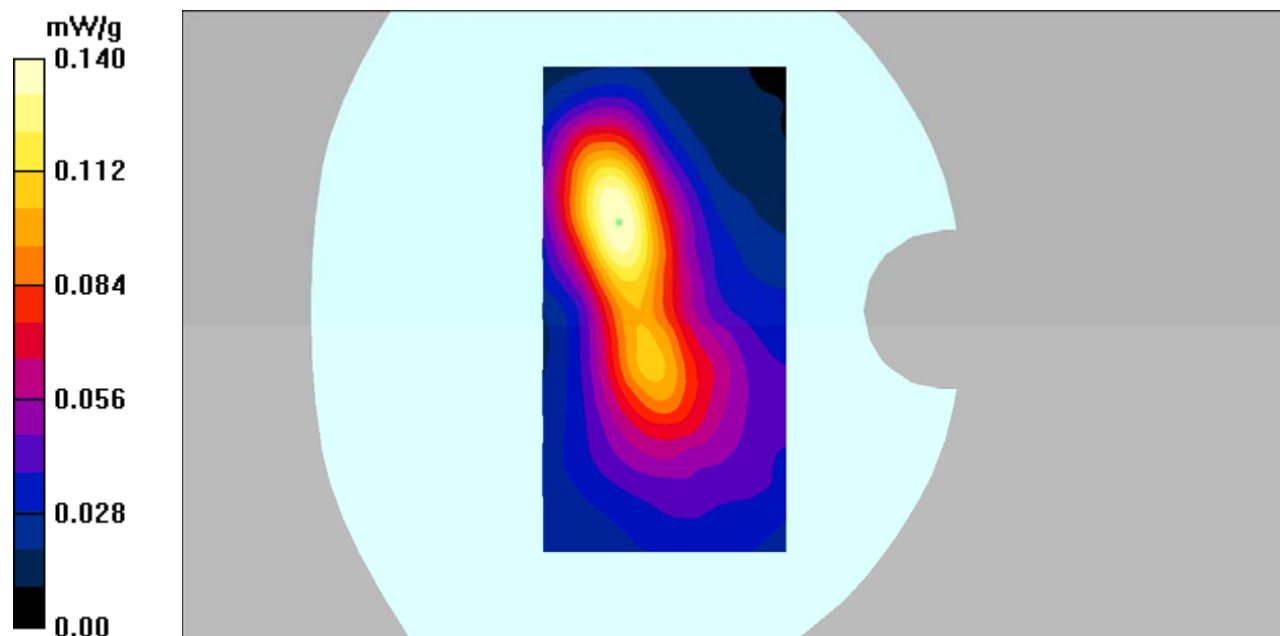
Body Right/WCDMA Band 2 Mid/Zoom Scan (7x7x7)/Cube 0: Measurement grid: dx=5mm, dy=5mm, dz=5mm

Reference Value = 8.28 V/m; Power Drift = -0.107 dB

Peak SAR (extrapolated) = 0.229 W/kg

SAR(1 g) = 0.127 mW/g; SAR(10 g) = 0.071 mW/g

Maximum value of SAR (measured) = 0.140 mW/g



DUT: Mobile Phone; Type: STUDIO G MINI;

Communication System: 3G Bands; Frequency: 1880 MHz; Duty Cycle: 1:1

Medium parameters used: $f = 1880$ MHz; $\sigma = 1.54$ mho/m; $\epsilon_r = 53.7$; $\rho = 1000$ kg/m³

Phantom section: Flat Section

DASY4 Configuration:

- Probe: EX3DV4 – SN7382; ConvF(8.31, 8.31, 8.31); Calibrated: 26/10/2016
- Sensor-Surface: 4mm (Mechanical Surface Detection)
- Electronics: DAE – SN772; Calibrated: 25/10/2016
- Phantom: TWIN SAM; Type: Twin SAM V5.0; Serial: 1909
- Measurement SW: DASY4, V4.5 Build 19; Postprocessing SW: SEMCAD, V1.8 Build 145

Body Bottom/WCDMA Band 2 Mid/Area Scan (91x101x1): Measurement grid: dx=10mm, dy=10mm

Maximum value of SAR (interpolated) = 0.415 mW/g

Body Bottom/WCDMA Band 2 Mid/Zoom Scan (7x7x7)/Cube 0: Measurement grid: dx=5mm, dy=5mm, dz=5mm

Reference Value = 16.3 V/m; Power Drift = 0.032 dB

Peak SAR (extrapolated) = 0.714 W/kg

SAR(1 g) = 0.374 mW/g; SAR(10 g) = 0.194 mW/g

Maximum value of SAR (measured) = 0.415 mW/g

