

DUT: Mobile phone; Model: STUDIO G2 HD;

Communication System: GSM bands; Frequency: 836.6 MHz; Duty Cycle: 1:8

Medium parameters used: $f = 836.6$ MHz; $\sigma = 0.91$ mho/m; $\epsilon_r = 41.66$; $\rho = 1000$ kg/m³

Phantom section: Left Section

DASY4 Configuration:

- Probe: EX3DV4 – SN7382; ConvF(10.50, 10.50, 10.50); Calibrated: 26/10/2016
- Sensor-Surface: 4mm (Mechanical Surface Detection)
- Electronics: DAE – SN772; Calibrated: 25/10/2016
- Phantom: TWIN SAM; Type: Twin SAM V5.0; Serial: 1909
- Measurement SW: DASY4, V4.5 Build 19; Postprocessing SW: SEMCAD, V1.8 Build 145

Left head cheek/GSM835/Mid/Area Scan (61x81x1): Measurement grid: dx=15mm, dy=15mm

Maximum value of SAR (interpolated) = 0.409 mW/g

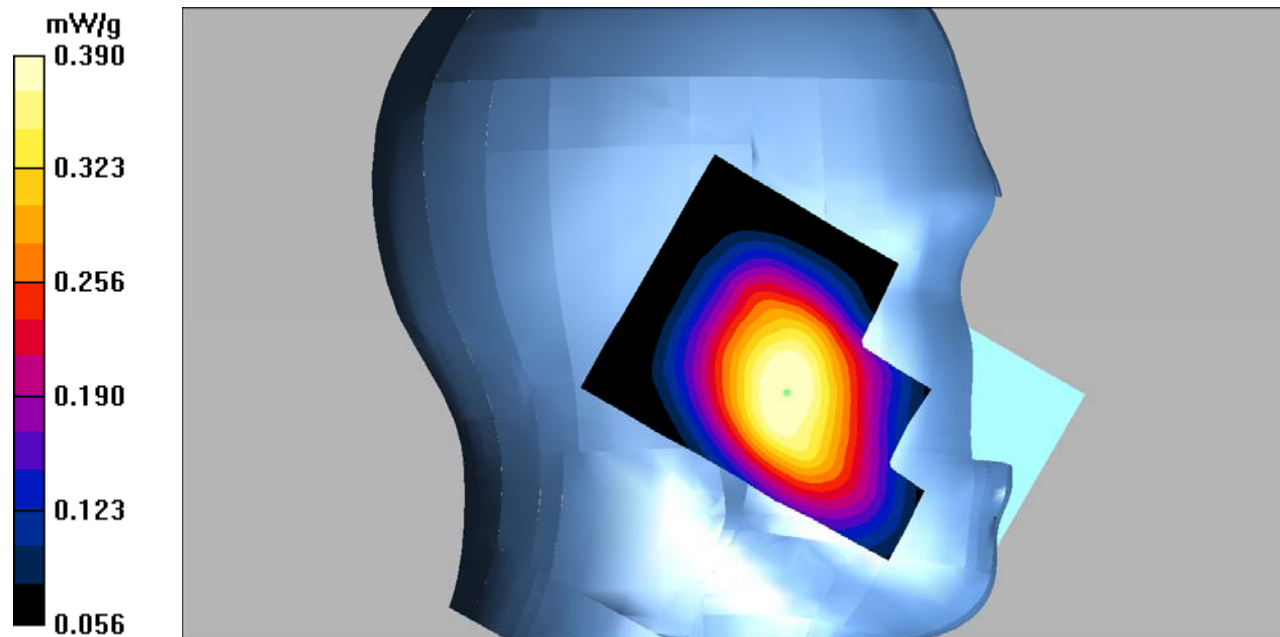
Left head cheek/GSM835/Mid/Zoom Scan (7x7x7)/Cube 0: Measurement grid: dx=5mm, dy=5mm, dz=5mm

Reference Value = 6.50 V/m; Power Drift = -0.163 dB

Peak SAR (extrapolated) = 0.452 W/kg

SAR(1 g) = 0.376 mW/g; SAR(10 g) = 0.294 mW/g

Maximum value of SAR (measured) = 0.390 mW/g



DUT: Mobile phone; Model: STUDIO G2 HD;

Communication System: GSM bands; Frequency: 836.6 MHz; Duty Cycle: 1:8

Medium parameters used: $f = 836.6$ MHz; $\sigma = 0.91$ mho/m; $\epsilon_r = 41.66$; $\rho = 1000$ kg/m³

Phantom section: Left Section

DASY4 Configuration:

- Probe: EX3DV4 – SN7382; ConvF(10.50, 10.50, 10.50); Calibrated: 26/10/2016
- Sensor-Surface: 4mm (Mechanical Surface Detection)
- Electronics: DAE – SN772; Calibrated: 25/10/2016
- Phantom: TWIN SAM; Type: Twin SAM V5.0; Serial: 1909
- Measurement SW: DASY4, V4.5 Build 19; Postprocessing SW: SEMCAD, V1.8 Build 145

Left head tilt/GSM835/Mid/Area Scan (61x81x1): Measurement grid: dx=15mm, dy=15mm

Maximum value of SAR (interpolated) = 0.255 mW/g

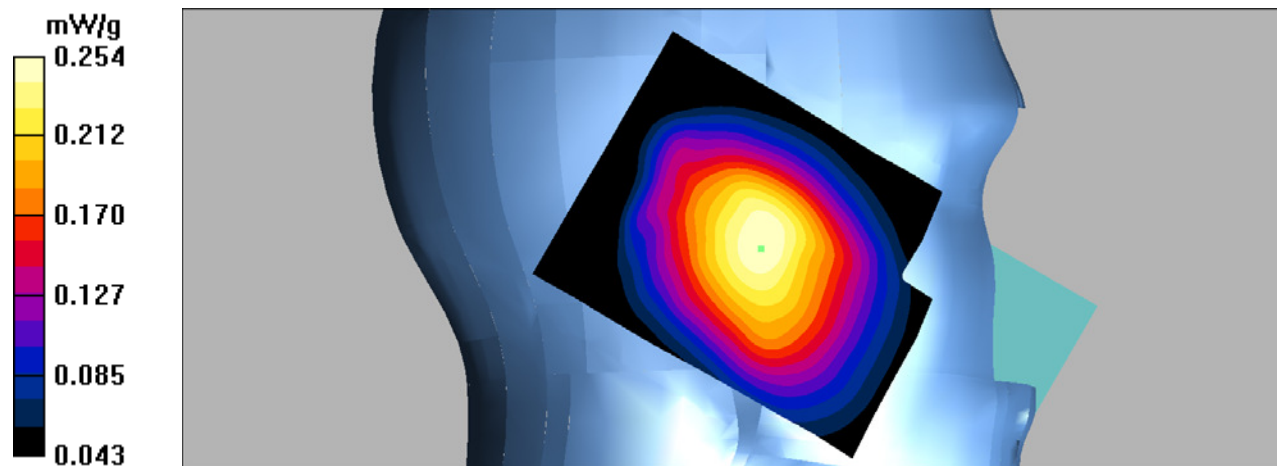
Left head tilt/GSM835/Mid/Zoom Scan (7x7x7)/Cube 0: Measurement grid: dx=5mm, dy=5mm, dz=5mm

Reference Value = 11.5 V/m; Power Drift = 0.048 dB

Peak SAR (extrapolated) = 0.286 W/kg

SAR(1 g) = 0.243 mW/g; SAR(10 g) = 0.190 mW/g

Maximum value of SAR (measured) = 0.254 mW/g



DUT: Mobile phone; Model: STUDIO G2 HD;

Communication System: GSM bands; Frequency: 836.6 MHz; Duty Cycle: 1:8

Medium parameters used: $f = 836.6$ MHz; $\sigma = 0.91$ mho/m; $\epsilon_r = 41.66$; $\rho = 1000$ kg/m³

Phantom section: Right Section

DASY4 Configuration:

- Probe: EX3DV4 – SN7382; ConvF(10.50, 10.50, 10.50); Calibrated: 26/10/2016
- Sensor-Surface: 4mm (Mechanical Surface Detection)
- Electronics: DAE – SN772; Calibrated: 25/10/2016
- Phantom: TWIN SAM; Type: Twin SAM V5.0; Serial: 1909
- Measurement SW: DASY4, V4.5 Build 19; Postprocessing SW: SEMCAD, V1.8 Build 145

right head cheek/GSM835/Mid/Area Scan (61x81x1): Measurement grid: dx=15mm, dy=15mm

Maximum value of SAR (interpolated) = 0.313 mW/g

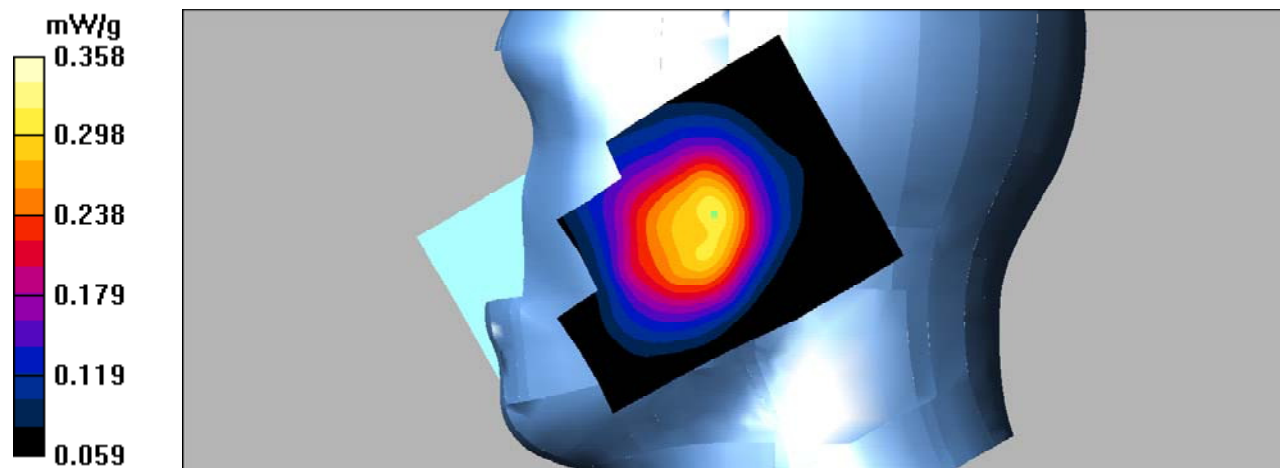
right head cheek/GSM835/Mid/Zoom Scan (7x7x7)/Cube 0: Measurement grid: dx=5mm, dy=5mm, dz=5mm

Reference Value = 6.79 V/m; Power Drift = -0.034 dB

Peak SAR (extrapolated) = 0.423 W/kg

SAR(1 g) = 0.327 mW/g; SAR(10 g) = 0.247 mW/g

Maximum value of SAR (measured) = 0.358 mW/g



DUT: Mobile phone; Model: STUDIO G2 HD;

Communication System: GSM bands; Frequency: 836.6 MHz; Duty Cycle: 1:8

Medium parameters used: $f = 836.6$ MHz; $\sigma = 0.91$ mho/m; $\epsilon_r = 41.66$; $\rho = 1000$ kg/m³

Phantom section: Right Section

DASY4 Configuration:

- Probe: EX3DV4 – SN7382; ConvF(10.50, 10.50, 10.50); Calibrated: 26/10/2016
- Sensor-Surface: 4mm (Mechanical Surface Detection)
- Electronics: DAE – SN772; Calibrated: 25/10/2016
- Phantom: TWIN SAM; Type: Twin SAM V5.0; Serial: 1909
- Measurement SW: DASY4, V4.5 Build 19; Postprocessing SW: SEMCAD, V1.8 Build 145

right head tilt/GSM835/Mid/Area Scan (61x81x1): Measurement grid: dx=15mm, dy=15mm

Maximum value of SAR (interpolated) = 0.176 mW/g

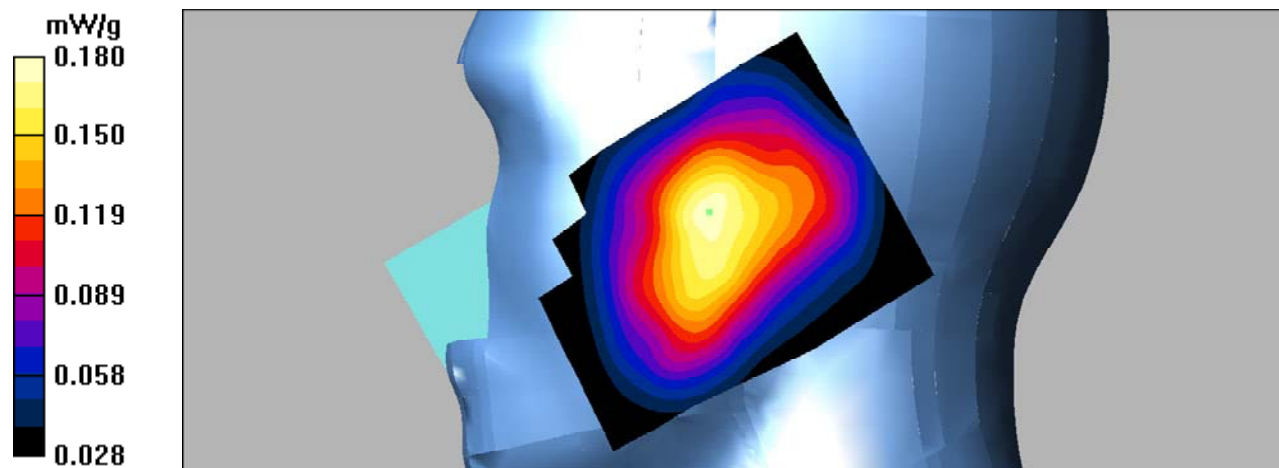
right head tilt/GSM835/Mid/Zoom Scan (7x7x7)/Cube 0: Measurement grid: dx=5mm, dy=5mm, dz=5mm

Reference Value = 10.4 V/m; Power Drift = -0.051 dB

Peak SAR (extrapolated) = 0.197 W/kg

SAR(1 g) = 0.164 mW/g; SAR(10 g) = 0.126 mW/g

Maximum value of SAR (measured) = 0.180 mW/g



DUT: Mobile phone; Model: STUDIO G2 HD;

Communication System: GSM bands; Frequency: 836.6 MHz; Duty Cycle: 1:8

Medium parameters used: $f = 836.6$ MHz; $\sigma = 1$ mho/m; $\epsilon_r = 54.32$; $\rho = 1000$ kg/m³

Phantom section: Flat Section

DASY4 Configuration:

- Probe: EX3DV4 – SN7382; ConvF(10.54, 10.54, 10.54); Calibrated: 26/10/2016
- Sensor-Surface: 4mm (Mechanical Surface Detection)
- Electronics: DAE – SN772; Calibrated: 25/10/2016
- Phantom: TWIN SAM; Type: Twin SAM V5.0; Serial: 1909
- Measurement SW: DASY4, V4.5 Build 19; Postprocessing SW: SEMCAD, V1.8 Build 145

Body-worn/GSM835/Mid/Area Scan (61x81x1): Measurement grid: dx=15mm, dy=15mm

Maximum value of SAR (interpolated) = 0.661 mW/g

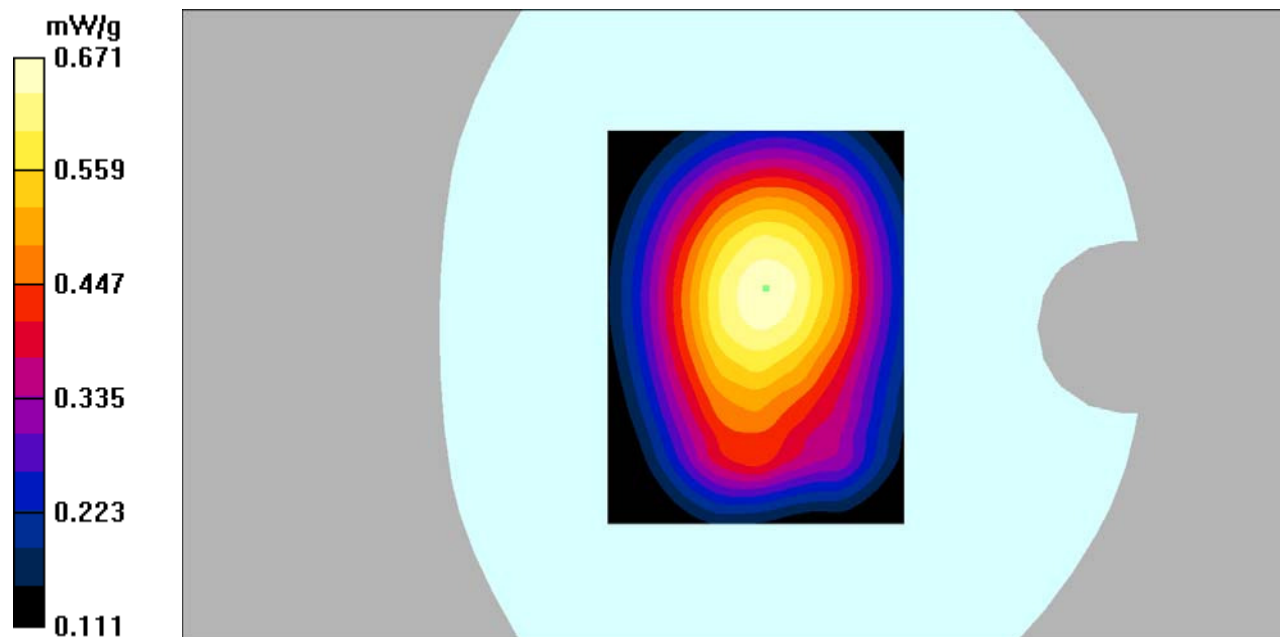
Body-worn/GSM835/Mid/Zoom Scan (7x7x7)/Cube 0: Measurement grid: dx=5mm, dy=5mm, dz=5mm

Reference Value = 25.4 V/m; Power Drift = 0.013 dB

Peak SAR (extrapolated) = 0.773 W/kg

SAR(1 g) = 0.639 mW/g; SAR(10 g) = 0.489 mW/g

Maximum value of SAR (measured) = 0.671 mW/g



DUT: Mobile phone; Model: STUDIO G2 HD;

Communication System: GPRS bands-4slots; Frequency: 824.2 MHz; Duty Cycle: 1:2

Medium parameters used: $f = 824.2$ MHz; $\sigma = 0.99$ mho/m; $\epsilon_r = 54.37$; $\rho = 1000$ kg/m³

Phantom section: Flat Section

DASY4 Configuration:

- Probe: EX3DV4 – SN7382; ConvF(10.54, 10.54, 10.54); Calibrated: 26/10/2016
- Sensor-Surface: 4mm (Mechanical Surface Detection)
- Electronics: DAE – SN772; Calibrated: 25/10/2016
- Phantom: TWIN SAM; Type: Twin SAM V5.0; Serial: 1909
- Measurement SW: DASY4, V4.5 Build 19; Postprocessing SW: SEMCAD, V1.8 Build 145

Hotspot-Back/GPRS835/Low/Area Scan (61x81x1): Measurement grid: dx=15mm, dy=15mm

Maximum value of SAR (interpolated) = 1.07 mW/g

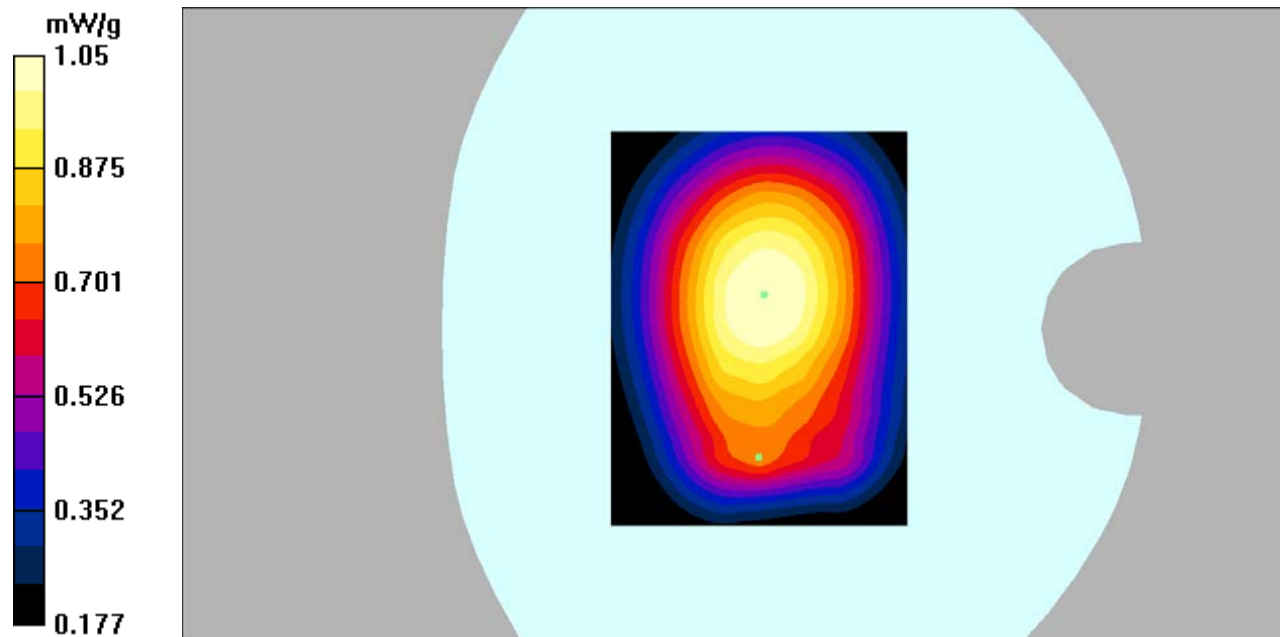
Hotspot-Back/GPRS835/Low/Zoom Scan (7x7x7)/Cube 0: Measurement grid: dx=5mm, dy=5mm, dz=5mm

Reference Value = 32.3 V/m; Power Drift = -0.107 dB

Peak SAR (extrapolated) = 1.22 W/kg

SAR(1 g) = 0.997 mW/g; SAR(10 g) = 0.766 mW/g

Maximum value of SAR (measured) = 1.05 mW/g



DUT: Mobile phone; Model: STUDIO G2 HD;

Communication System: GPRS bands-4slots; Frequency: 836.6 MHz; Duty Cycle: 1:2

Medium parameters used: $f = 836.6$ MHz; $\sigma = 1$ mho/m; $\epsilon_r = 54.32$; $\rho = 1000$ kg/m³

Phantom section: Flat Section

DASY4 Configuration:

- Probe: EX3DV4 – SN7382; ConvF(10.54, 10.54, 10.54); Calibrated: 26/10/2016
- Sensor-Surface: 4mm (Mechanical Surface Detection)
- Electronics: DAE – SN772; Calibrated: 25/10/2016
- Phantom: TWIN SAM; Type: Twin SAM V5.0; Serial: 1909
- Measurement SW: DASY4, V4.5 Build 19; Postprocessing SW: SEMCAD, V1.8 Build 145

Hotspot-Back/GPRS835/Mid/Area Scan (61x81x1): Measurement grid: dx=15mm, dy=15mm

Maximum value of SAR (interpolated) = 0.990 mW/g

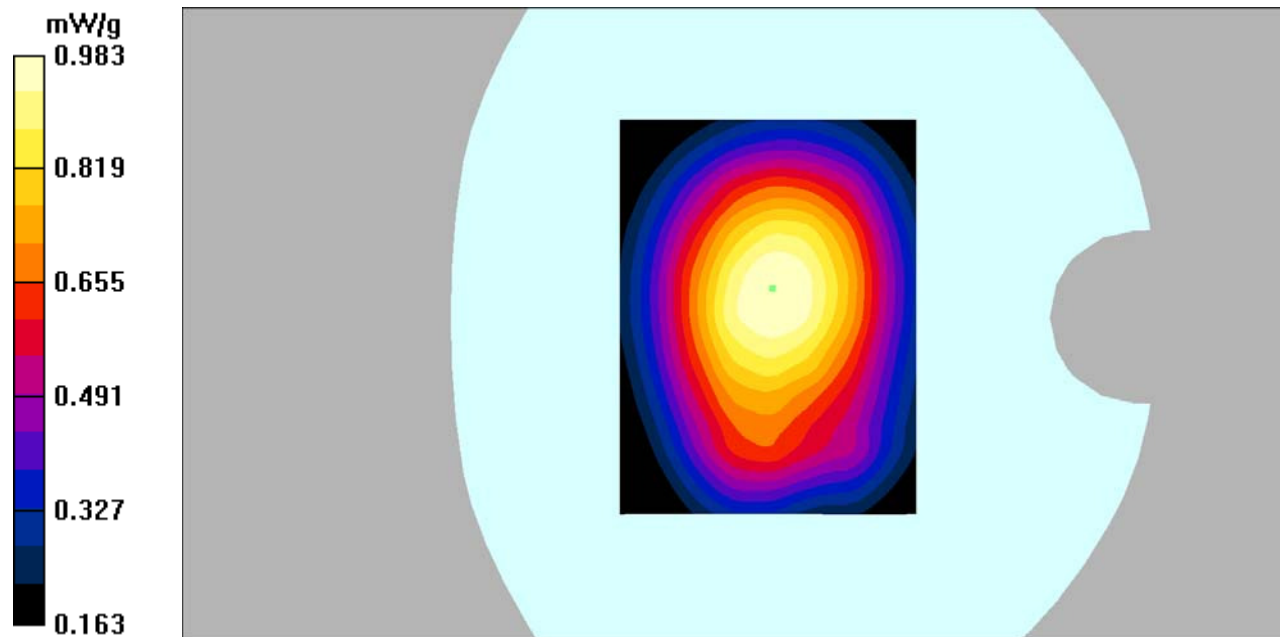
Hotspot-Back/GPRS835/Mid/Zoom Scan (7x7x7)/Cube 0: Measurement grid: dx=5mm, dy=5mm, dz=5mm

Reference Value = 31.8 V/m; Power Drift = -0.120 dB

Peak SAR (extrapolated) = 1.14 W/kg

SAR(1 g) = 0.937 mW/g; SAR(10 g) = 0.717 mW/g

Maximum value of SAR (measured) = 0.983 mW/g



DUT: Mobile phone; Model: STUDIO G2 HD;

Communication System: GPRS bands-4slots; Frequency: 848.8 MHz; Duty Cycle: 1:2

Medium parameters used: $f = 848.8$ MHz; $\sigma = 1.01$ mho/m; $\epsilon_r = 54.52$; $\rho = 1000$ kg/m³

Phantom section: Flat Section

DASY4 Configuration:

- Probe: EX3DV4 – SN7382; ConvF(10.54, 10.54, 10.54); Calibrated: 26/10/2016
- Sensor-Surface: 4mm (Mechanical Surface Detection)
- Electronics: DAE – SN772; Calibrated: 25/10/2016
- Phantom: TWIN SAM; Type: Twin SAM V5.0; Serial: 1909
- Measurement SW: DASY4, V4.5 Build 19; Postprocessing SW: SEMCAD, V1.8 Build 145

Hotspot-Back/GPRS835/High/Area Scan (61x81x1): Measurement grid: dx=15mm, dy=15mm

Maximum value of SAR (interpolated) = 0.910 mW/g

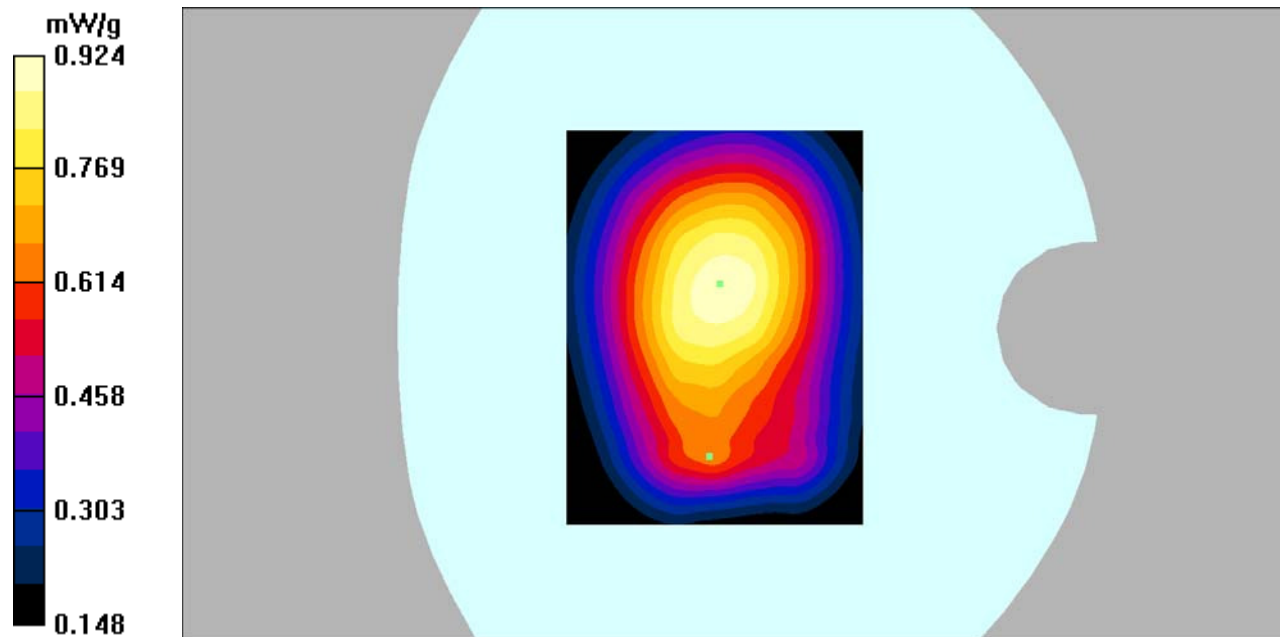
Hotspot-Back/GPRS835/High/Zoom Scan (7x7x7)/Cube 0: Measurement grid: dx=5mm, dy=5mm, dz=5mm

Reference Value = 29.3 V/m; Power Drift = -0.102 dB

Peak SAR (extrapolated) = 1.07 W/kg

SAR(1 g) = 0.873 mW/g; SAR(10 g) = 0.667 mW/g

Maximum value of SAR (measured) = 0.924 mW/g



DUT: Mobile phone; Model: STUDIO G2 HD;

Communication System: GPRS bands-4slots; Frequency: 836.6 MHz; Duty Cycle: 1:2

Medium parameters used: $f = 836.6$ MHz; $\sigma = 1$ mho/m; $\epsilon_r = 54.32$; $\rho = 1000$ kg/m³

Phantom section: Flat Section

DASY4 Configuration:

- Probe: EX3DV4 – SN7382; ConvF(10.54, 10.54, 10.54); Calibrated: 26/10/2016
- Sensor-Surface: 4mm (Mechanical Surface Detection)
- Electronics: DAE – SN772; Calibrated: 25/10/2016
- Phantom: TWIN SAM; Type: Twin SAM V5.0; Serial: 1909
- Measurement SW: DASY4, V4.5 Build 19; Postprocessing SW: SEMCAD, V1.8 Build 145

Hotspot-left/GPRS835/Mid/Area Scan (61x71x1): Measurement grid: dx=15mm, dy=15mm

Maximum value of SAR (interpolated) = 0.547 mW/g

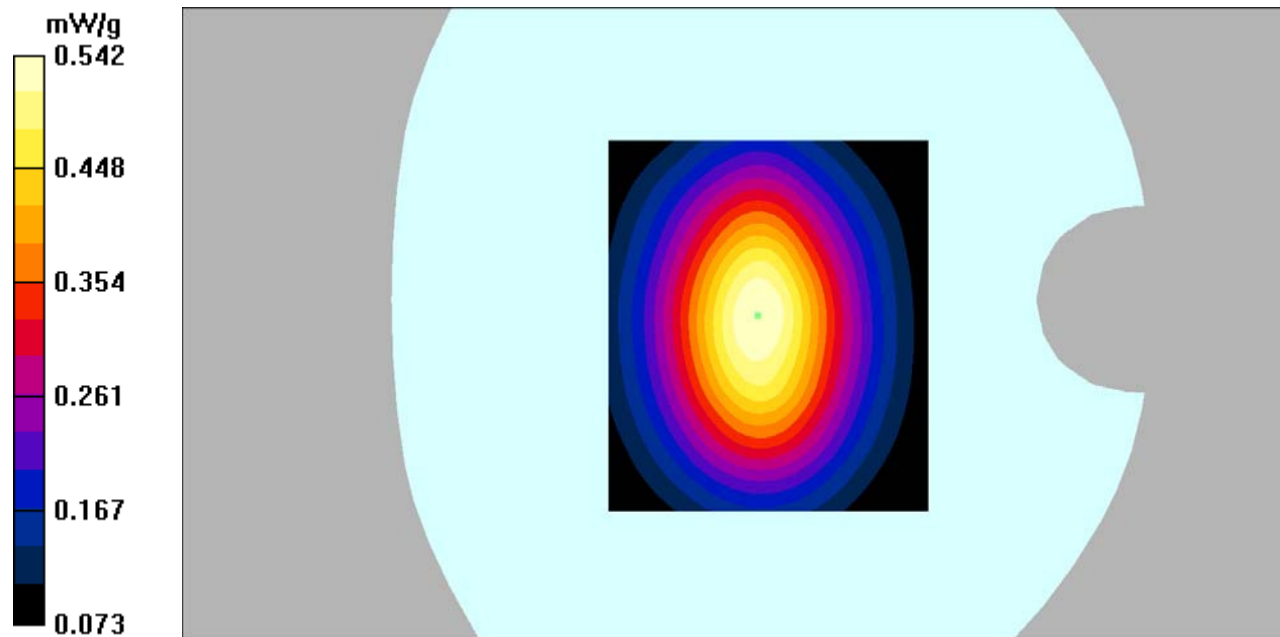
Hotspot-left/GPRS835/Mid/Zoom Scan (7x7x7)/Cube 0: Measurement grid: dx=5mm, dy=5mm, dz=5mm

Reference Value = 23.5 V/m; Power Drift = -0.00 dB

Peak SAR (extrapolated) = 0.678 W/kg

SAR(1 g) = 0.509 mW/g; SAR(10 g) = 0.363 mW/g

Maximum value of SAR (measured) = 0.542 mW/g



DUT: Mobile phone; Model: STUDIO G2 HD;

Communication System: GPRS bands-4slots; Frequency: 836.6 MHz; Duty Cycle: 1:2

Medium parameters used: $f = 836.6$ MHz; $\sigma = 1$ mho/m; $\epsilon_r = 54.32$; $\rho = 1000$ kg/m³

Phantom section: Flat Section

DASY4 Configuration:

- Probe: EX3DV4 – SN7382; ConvF(10.54, 10.54, 10.54); Calibrated: 26/10/2016
- Sensor-Surface: 4mm (Mechanical Surface Detection)
- Electronics: DAE – SN772; Calibrated: 25/10/2016
- Phantom: TWIN SAM; Type: Twin SAM V5.0; Serial: 1909
- Measurement SW: DASY4, V4.5 Build 19; Postprocessing SW: SEMCAD, V1.8 Build 145

Hotspot-Right/GPRS835/Mid/Area Scan (61x71x1): Measurement grid: dx=15mm, dy=15mm

Maximum value of SAR (interpolated) = 0.691 mW/g

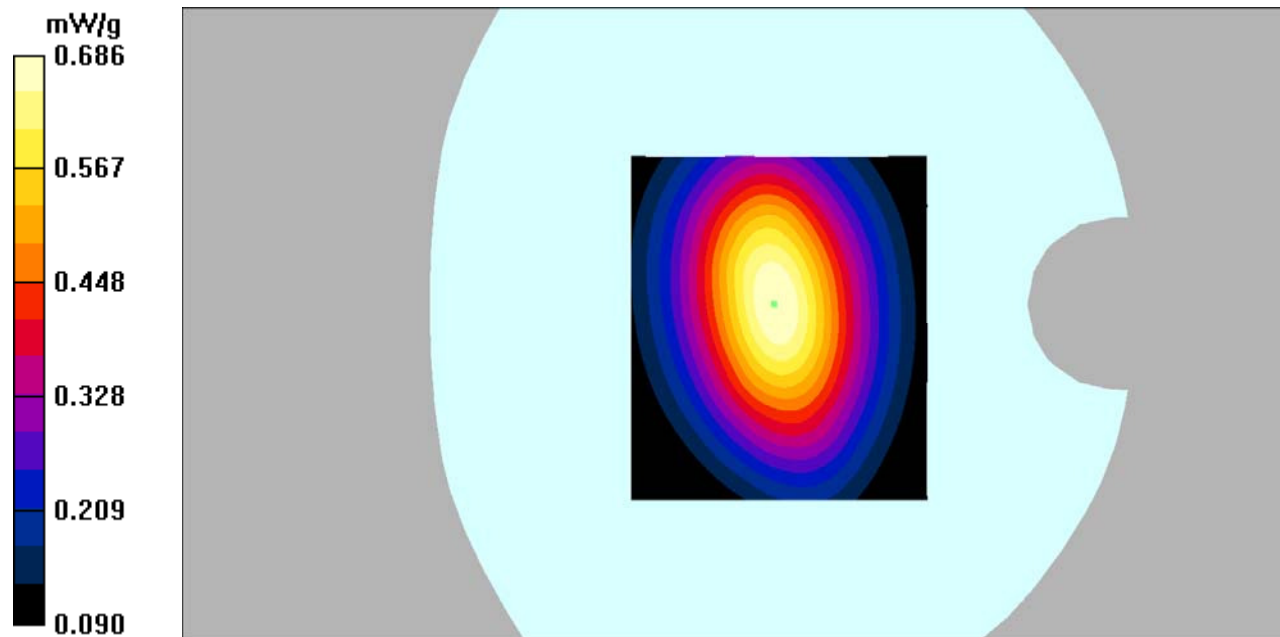
Hotspot-Right/GPRS835/Mid/Zoom Scan (7x7x7)/Cube 0: Measurement grid: dx=5mm, dy=5mm, dz=5mm

Reference Value = 26.7 V/m; Power Drift = -0.030 dB

Peak SAR (extrapolated) = 0.875 W/kg

SAR(1 g) = 0.646 mW/g; SAR(10 g) = 0.460 mW/g

Maximum value of SAR (measured) = 0.686 mW/g



DUT: Mobile phone; Model: STUDIO G2 HD;

Communication System: GPRS bands-4slots; Frequency: 836.6 MHz; Duty Cycle: 1:2

Medium parameters used: $f = 836.6$ MHz; $\sigma = 1$ mho/m; $\epsilon_r = 54.32$; $\rho = 1000$ kg/m³

Phantom section: Flat Section

DASY4 Configuration:

- Probe: EX3DV4 – SN7382; ConvF(10.54, 10.54, 10.54); Calibrated: 26/10/2016
- Sensor-Surface: 4mm (Mechanical Surface Detection)
- Electronics: DAE – SN772; Calibrated: 25/10/2016
- Phantom: TWIN SAM; Type: Twin SAM V5.0; Serial: 1909
- Measurement SW: DASY4, V4.5 Build 19; Postprocessing SW: SEMCAD, V1.8 Build 145

Hotspot-Bottom/GPRS835/Mid/Area Scan (51x71x1): Measurement grid: dx=15mm, dy=15mm

Maximum value of SAR (interpolated) = 0.189 mW/g

Hotspot-Bottom/GPRS835/Mid/Zoom Scan (7x7x7)/Cube 0: Measurement grid: dx=5mm, dy=5mm,

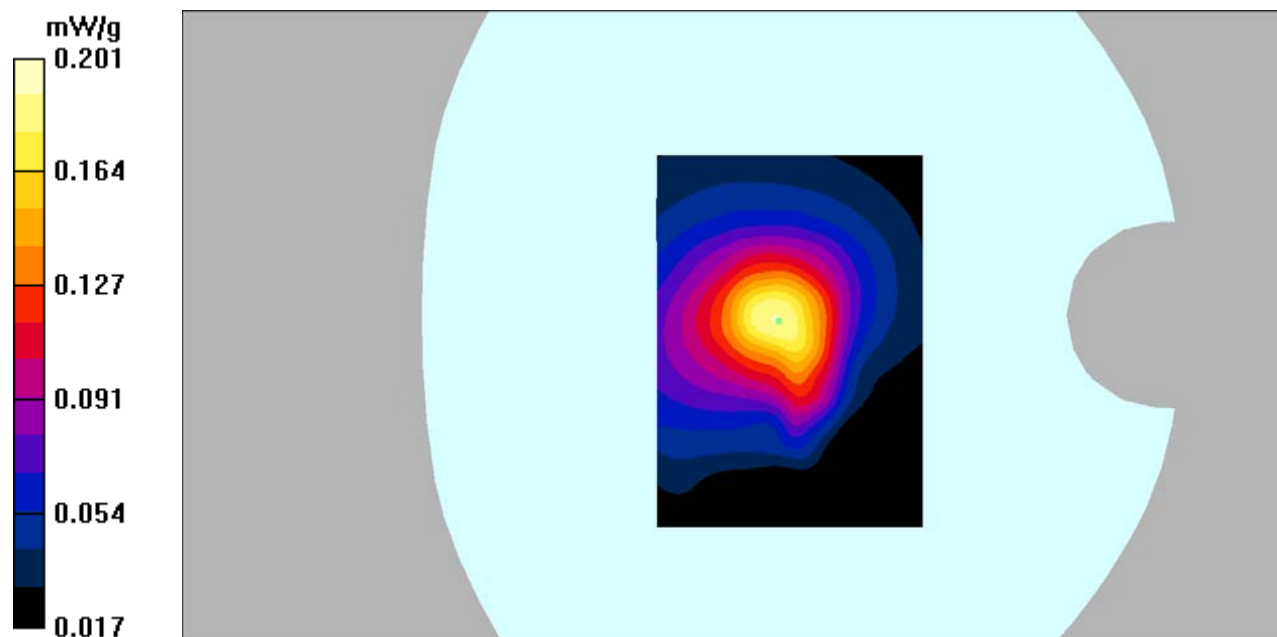
dz=5mm

Reference Value = 13.7 V/m; Power Drift = 0.121 dB

Peak SAR (extrapolated) = 0.270 W/kg

SAR(1 g) = 0.183 mW/g; SAR(10 g) = 0.118 mW/g

Maximum value of SAR (measured) = 0.201 mW/g



DUT: Mobile phone; Model: STUDIO G2 HD;

Communication System: GSM bands; Frequency: 1880 MHz; Duty Cycle: 1:8

Medium parameters used: $f = 1880$ MHz; $\sigma = 1.43$ mho/m; $\epsilon_r = 39.56$; $\rho = 1000$ kg/m³

Phantom section: Left Section

DASY4 Configuration:

- Probe: EX3DV4 – SN7382; ConvF(8.71, 8.71, 8.71); Calibrated: 26/10/2016
- Sensor-Surface: 4mm (Mechanical Surface Detection)
- Electronics: DAE – SN772; Calibrated: 25/10/2016
- Phantom: TWIN SAM; Type: Twin SAM V5.0; Serial: 1909
- Measurement SW: DASY4, V4.5 Build 19; Postprocessing SW: SEMCAD, V1.8 Build 145

Left head cheek/GSM1900/Mid/Area Scan (61x61x1): Measurement grid: dx=15mm, dy=15mm

Maximum value of SAR (interpolated) = 0.153 mW/g

Left head cheek/GSM1900/Mid/Zoom Scan (7x7x7)/Cube 0: Measurement grid: dx=5mm, dy=5mm,

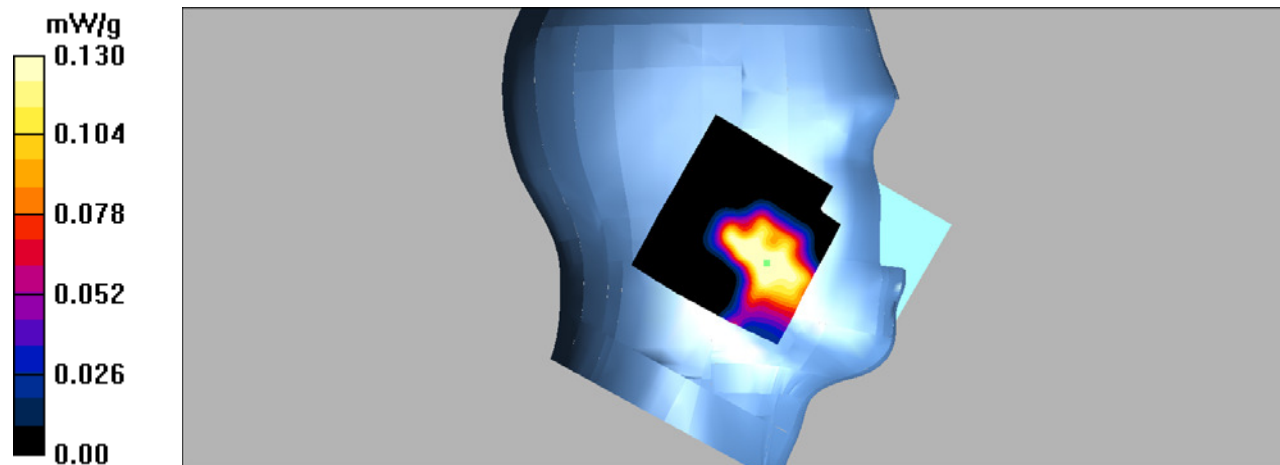
dz=5mm

Reference Value = 3.09 V/m; Power Drift = -0.126 dB

Peak SAR (extrapolated) = 0.187 W/kg

SAR(1 g) = 0.122 mW/g; SAR(10 g) = 0.077 mW/g

Maximum value of SAR (measured) = 0.130 mW/g



DUT: Mobile phone; Model: STUDIO G2 HD;

Communication System: GSM bands; Frequency: 1880 MHz; Duty Cycle: 1:8

Medium parameters used: $f = 1880$ MHz; $\sigma = 1.43$ mho/m; $\epsilon_r = 39.56$; $\rho = 1000$ kg/m³

Phantom section: Left Section

DASY4 Configuration:

- Probe: EX3DV4 – SN7382; ConvF(8.71, 8.71, 8.71); Calibrated: 26/10/2016
- Sensor-Surface: 4mm (Mechanical Surface Detection)
- Electronics: DAE – SN772; Calibrated: 25/10/2016
- Phantom: TWIN SAM; Type: Twin SAM V5.0; Serial: 1909
- Measurement SW: DASY4, V4.5 Build 19; Postprocessing SW: SEMCAD, V1.8 Build 145

Left head tilt/GSM1900/Mid /Area Scan (91x131x1): Measurement grid: dx=10mm, dy=10mm

Maximum value of SAR (interpolated) = 0.069 mW/g

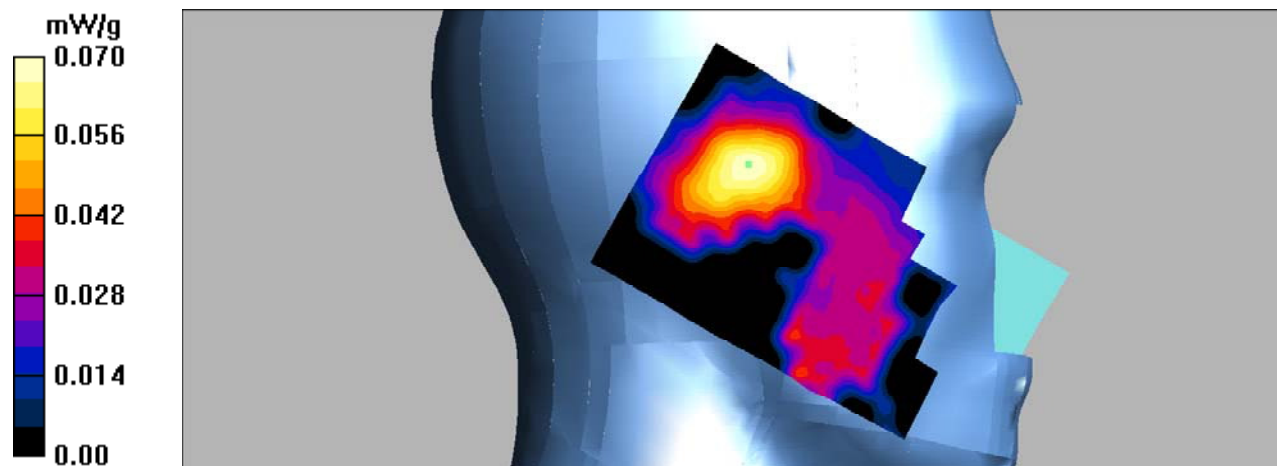
Left head tilt/GSM1900/Mid /Zoom Scan (7x7x7)/Cube 0: Measurement grid: dx=5mm, dy=5mm, dz=5mm

Reference Value = 5.84 V/m; Power Drift = 0.146 dB

Peak SAR (extrapolated) = 0.107 W/kg

SAR(1 g) = 0.064 mW/g; SAR(10 g) = 0.037 mW/g

Maximum value of SAR (measured) = 0.070 mW/g



DUT: Mobile phone; Model: STUDIO G2 HD;

Communication System: GSM bands; Frequency: 1880 MHz; Duty Cycle: 1:8

Medium parameters used: $f = 1880$ MHz; $\sigma = 1.43$ mho/m; $\epsilon_r = 39.56$; $\rho = 1000$ kg/m³

Phantom section: Right Section

DASY4 Configuration:

- Probe: EX3DV4 – SN7382; ConvF(8.71, 8.71, 8.71); Calibrated: 26/10/2016
- Sensor-Surface: 4mm (Mechanical Surface Detection)
- Electronics: DAE – SN772; Calibrated: 25/10/2016
- Phantom: TWIN SAM; Type: Twin SAM V5.0; Serial: 1909
- Measurement SW: DASY4, V4.5 Build 19; Postprocessing SW: SEMCAD, V1.8 Build 145

Right head cheek/GSM1900/Mid/Area Scan (61x61x1): Measurement grid: dx=15mm, dy=15mm

Maximum value of SAR (interpolated) = 0.082 mW/g

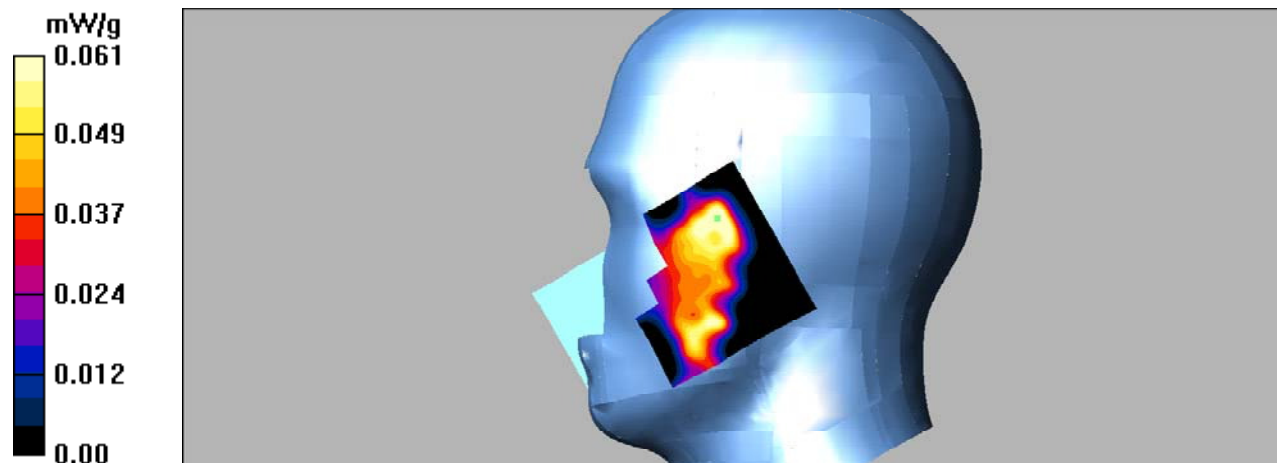
Right head cheek/GSM1900/Mid/Zoom Scan (7x7x7)/Cube 0: Measurement grid: dx=5mm, dy=5mm, dz=5mm

Reference Value = 3.06 V/m; Power Drift = 0.179 dB

Peak SAR (extrapolated) = 0.131 W/kg

SAR(1 g) = 0.051 mW/g; SAR(10 g) = 0.029 mW/g

Maximum value of SAR (measured) = 0.061 mW/g



DUT: Mobile phone; Model: STUDIO G2 HD;

Communication System: GSM bands; Frequency: 1880 MHz; Duty Cycle: 1:8

Medium parameters used: $f = 1880$ MHz; $\sigma = 1.43$ mho/m; $\epsilon_r = 39.56$; $\rho = 1000$ kg/m³

Phantom section: Right Section

DASY4 Configuration:

- Probe: EX3DV4 – SN7382; ConvF(8.71, 8.71, 8.71); Calibrated: 26/10/2016
- Sensor-Surface: 4mm (Mechanical Surface Detection)
- Electronics: DAE – SN772; Calibrated: 25/10/2016
- Phantom: TWIN SAM; Type: Twin SAM V5.0; Serial: 1909
- Measurement SW: DASY4, V4.5 Build 19; Postprocessing SW: SEMCAD, V1.8 Build 145

Right head tilt/GSM1900/Mid 2/Area Scan (61x61x1): Measurement grid: dx=15mm, dy=15mm

Maximum value of SAR (interpolated) = 0.045 mW/g

Right head tilt/GSM1900/Mid 2/Zoom Scan (7x7x7)/Cube 0: Measurement grid: dx=5mm, dy=5mm,

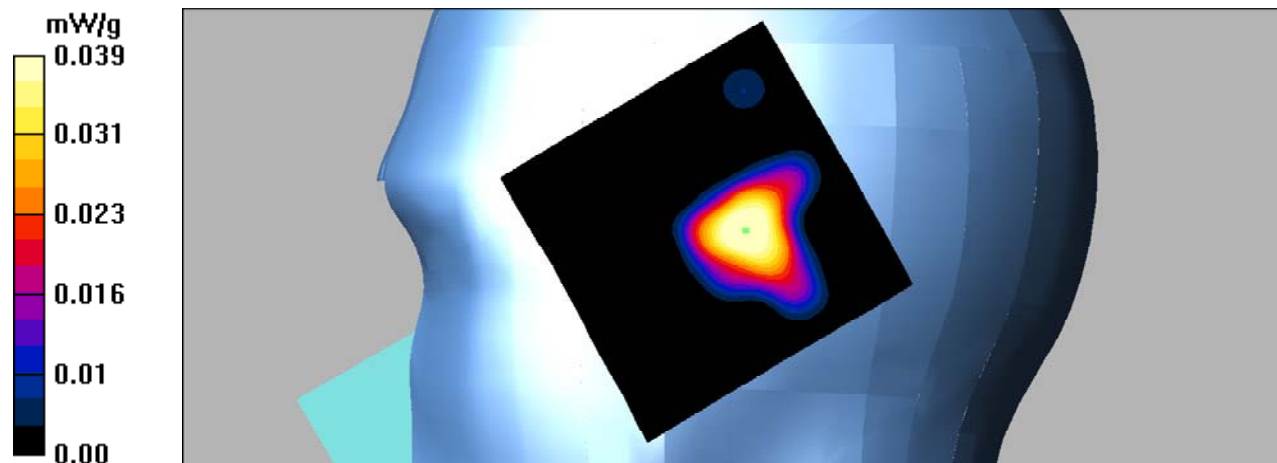
dz=5mm

Reference Value = 4.38 V/m; Power Drift = -0.011 dB

Peak SAR (extrapolated) = 0.089 W/kg

SAR(1 g) = 0.038 mW/g; SAR(10 g) = 0.018 mW/g

Maximum value of SAR (measured) = 0.039 mW/g



DUT: Mobile phone; Model: STUDIO G2 HD;

Communication System: GSM bands; Frequency: 1880 MHz; Duty Cycle: 1:8

Medium parameters used: $f = 1880$ MHz; $\sigma = 1.55$ mho/m; $\epsilon_r = 51.49$; $\rho = 1000$ kg/m³

Phantom section: Flat Section

DASY4 Configuration:

- Probe: EX3DV4 – SN7382; ConvF(8.31, 8.31, 8.31); Calibrated: 26/10/2016
- Sensor-Surface: 4mm (Mechanical Surface Detection)
- Electronics: DAE – SN772; Calibrated: 25/10/2016
- Phantom: TWIN SAM; Type: Twin SAM V5.0; Serial: 1909
- Measurement SW: DASY4, V4.5 Build 19; Postprocessing SW: SEMCAD, V1.8 Build 145

Body-worn/GSM1900/Mid/Area Scan (61x71x1): Measurement grid: dx=15mm, dy=15mm

Maximum value of SAR (interpolated) = 0.199 mW/g

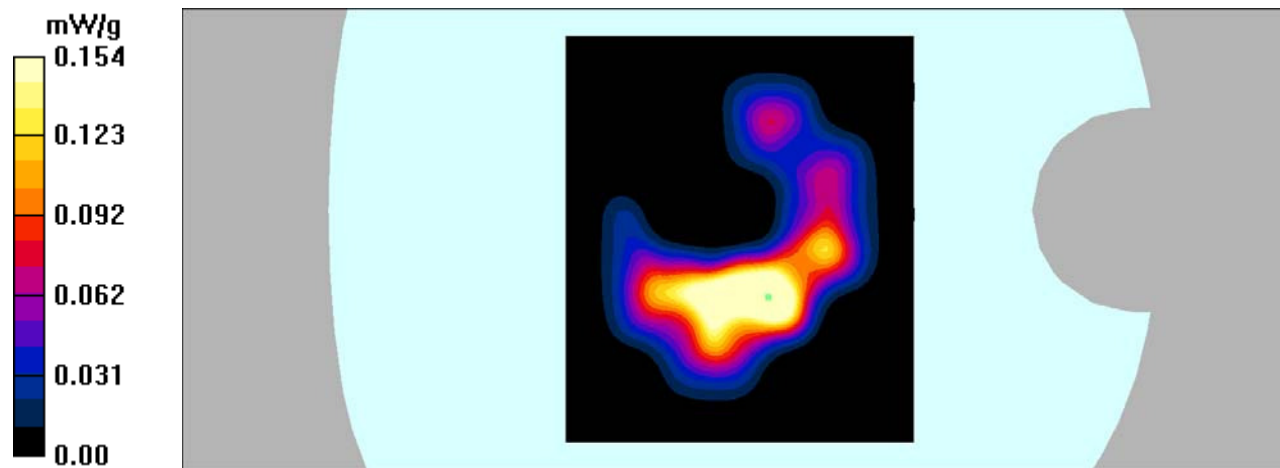
Body-worn/GSM1900/Mid/Zoom Scan (7x7x7)/Cube 0: Measurement grid: dx=5mm, dy=5mm, dz=5mm

Reference Value = 1.98 V/m; Power Drift = -0.093 dB

Peak SAR (extrapolated) = 0.319 W/kg

SAR(1 g) = 0.133 mW/g; SAR(10 g) = 0.061 mW/g

Maximum value of SAR (measured) = 0.154 mW/g



DUT: Mobile phone; Model: STUDIO G2 HD;

Communication System: GPRS bands-4slots; Frequency: 1880 MHz; Duty Cycle: 1:2

Medium parameters used: $f = 1880$ MHz; $\sigma = 1.55$ mho/m; $\epsilon_r = 51.49$; $\rho = 1000$ kg/m³

Phantom section: Flat Section

DASY4 Configuration:

- Probe: EX3DV4 – SN7382; ConvF(8.31, 8.31, 8.31); Calibrated: 26/10/2016
- Sensor-Surface: 4mm (Mechanical Surface Detection)
- Electronics: DAE – SN772; Calibrated: 25/10/2016
- Phantom: TWIN SAM; Type: Twin SAM V5.0; Serial: 1909
- Measurement SW: DASY4, V4.5 Build 19; Postprocessing SW: SEMCAD, V1.8 Build 145

Hotspot-Back/GPRS1900/Mid/Area Scan (61x71x1): Measurement grid: dx=15mm, dy=15mm

Maximum value of SAR (interpolated) = 0.186 mW/g

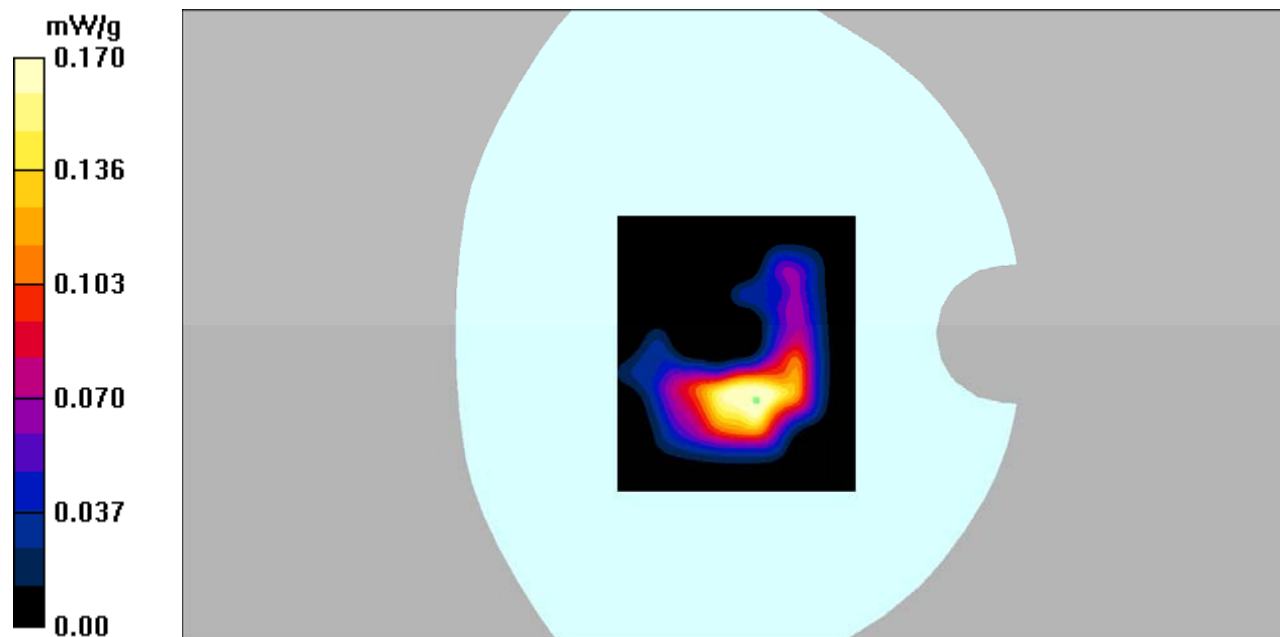
Hotspot-Back/GPRS1900/Mid/Zoom Scan (7x7x7)/Cube 0: Measurement grid: dx=5mm, dy=5mm, dz=5mm

Reference Value = 1.80 V/m; Power Drift = 0.157 dB

Peak SAR (extrapolated) = 0.296 W/kg

SAR(1 g) = 0.146 mW/g; SAR(10 g) = 0.068 mW/g

Maximum value of SAR (measured) = 0.170 mW/g



DUT: Mobile phone; Model: STUDIO G2 HD;

Communication System: GPRS bands-4slots; Frequency: 1880 MHz; Duty Cycle: 1:2

Medium parameters used: $f = 1880$ MHz; $\sigma = 1.55$ mho/m; $\epsilon_r = 51.49$; $\rho = 1000$ kg/m³

Phantom section: Flat Section

DASY4 Configuration:

- Probe: EX3DV4 – SN7382; ConvF(8.31, 8.31, 8.31); Calibrated: 26/10/2016
- Sensor-Surface: 4mm (Mechanical Surface Detection)
- Electronics: DAE – SN772; Calibrated: 25/10/2016
- Phantom: TWIN SAM; Type: Twin SAM V5.0; Serial: 1909
- Measurement SW: DASY4, V4.5 Build 19; Postprocessing SW: SEMCAD, V1.8 Build 145

Hotspot-left/GPRS1900/Mid/Area Scan (61x71x1): Measurement grid: dx=15mm, dy=15mm

Maximum value of SAR (interpolated) = 0.107 mW/g


Hotspot-left/GPRS1900/Mid/Zoom Scan (7x7x7)/Cube 0: Measurement grid: dx=5mm, dy=5mm, dz=5mm

Reference Value = 6.72 V/m; Power Drift = -0.049 dB

Peak SAR (extrapolated) = 0.138 W/kg

SAR(1 g) = 0.079 mW/g; SAR(10 g) = 0.041 mW/g

Maximum value of SAR (measured) = 0.088 mW/g



DUT: Mobile phone; Model: STUDIO G2 HD;

Communication System: GPRS bands-4slots; Frequency: 1880 MHz; Duty Cycle: 1:2

Medium parameters used: $f = 1880$ MHz; $\sigma = 1.55$ mho/m; $\epsilon_r = 51.49$; $\rho = 1000$ kg/m³

Phantom section: Flat Section

DASY4 Configuration:

- Probe: EX3DV4 – SN7382; ConvF(8.31, 8.31, 8.31); Calibrated: 26/10/2016
- Sensor-Surface: 4mm (Mechanical Surface Detection)
- Electronics: DAE – SN772; Calibrated: 25/10/2016
- Phantom: TWIN SAM; Type: Twin SAM V5.0; Serial: 1909
- Measurement SW: DASY4, V4.5 Build 19; Postprocessing SW: SEMCAD, V1.8 Build 145

Hotspot-Right/GPRS1900/Mid /Area Scan (91x101x1): Measurement grid: dx=10mm, dy=10mm

Maximum value of SAR (interpolated) = 0.041 mW/g

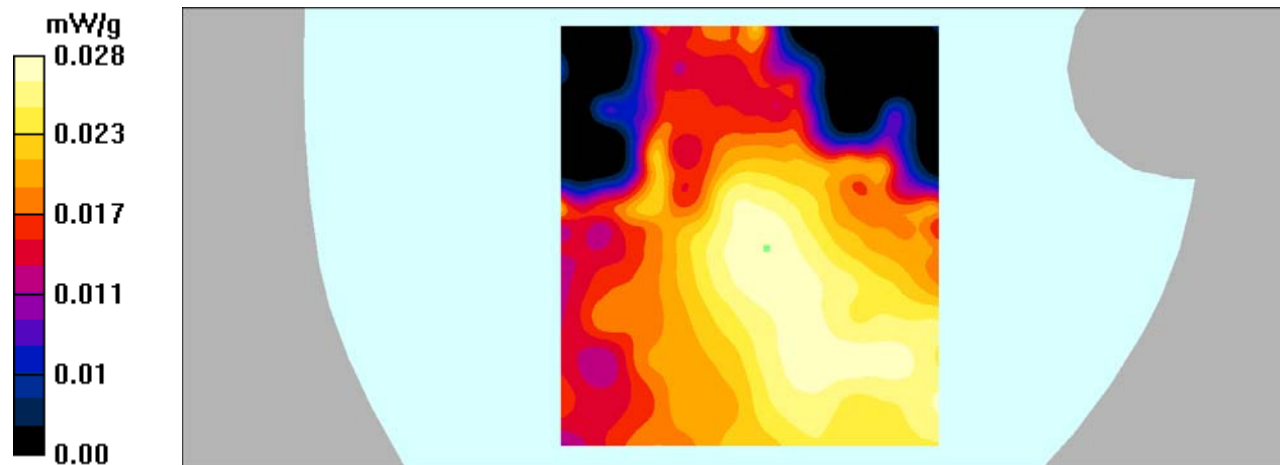
Hotspot-Right/GPRS1900/Mid /Zoom Scan (7x7x7)/Cube 0: Measurement grid: dx=5mm, dy=5mm, dz=5mm

Reference Value = 3.14 V/m; Power Drift = -0.168 dB

Peak SAR (extrapolated) = 0.093 W/kg

SAR(1 g) = 0.027 mW/g; SAR(10 g) = 0.013 mW/g

Maximum value of SAR (measured) = 0.028 mW/g



DUT: Mobile phone; Model: STUDIO G2 HD;

Communication System: GPRS bands-4slots; Frequency: 1880 MHz;Duty Cycle: 1:2

Medium parameters used: $f = 1880$ MHz; $\sigma = 1.55$ mho/m; $\epsilon_r = 51.49$; $\rho = 1000$ kg/m³

Phantom section: Flat Section

DASY4 Configuration:

- Probe: EX3DV4 – SN7382; ConvF(8.31, 8.31, 8.31); Calibrated: 26/10/2016
- Sensor-Surface: 4mm (Mechanical Surface Detection)
- Electronics: DAE – SN772; Calibrated: 25/10/2016
- Phantom: TWIN SAM; Type: Twin SAM V5.0; Serial: 1909
- Measurement SW: DASY4, V4.5 Build 19; Postprocessing SW: SEMCAD, V1.8 Build 145

Hotspot-Bottom/GPRS1900/Mid/Area Scan (61x71x1): Measurement grid: dx=15mm, dy=15mm

Maximum value of SAR (interpolated) = 0.460 mW/g


Hotspot-Bottom/GPRS1900/Mid/Zoom Scan (5x5x7)/Cube 0: Measurement grid: dx=8mm, dy=8mm, dz=5mm

Reference Value = 9.57 V/m; Power Drift = 0.053 dB

Peak SAR (extrapolated) = 0.717 W/kg

SAR(1 g) = 0.372 mW/g; SAR(10 g) = 0.184 mW/g

Maximum value of SAR (measured) = 0.423 mW/g



DUT: Mobile phone; Model: STUDIO G2 HD;

Communication System: 3G Bands; Frequency: 836.6 MHz; Duty Cycle: 1:1

Medium parameters used: $f = 836.6$ MHz; $\sigma = 0.91$ mho/m; $\epsilon_r = 41.66$; $\rho = 1000$ kg/m³

Phantom section: Left Section

DASY4 Configuration:

- Probe: EX3DV4 – SN7382; ConvF(10.50, 10.50, 10.50); Calibrated: 26/10/2016
- Sensor-Surface: 4mm (Mechanical Surface Detection)
- Electronics: DAE – SN772; Calibrated: 25/10/2016
- Phantom: TWIN SAM; Type: Twin SAM V5.0; Serial: 1909
- Measurement SW: DASY4, V4.5 Build 19; Postprocessing SW: SEMCAD, V1.8 Build 145

Left head cheek/WCDMA835/Mid/Area Scan (61x81x1): Measurement grid: dx=15mm, dy=15mm

Maximum value of SAR (interpolated) = 0.235 mW/g

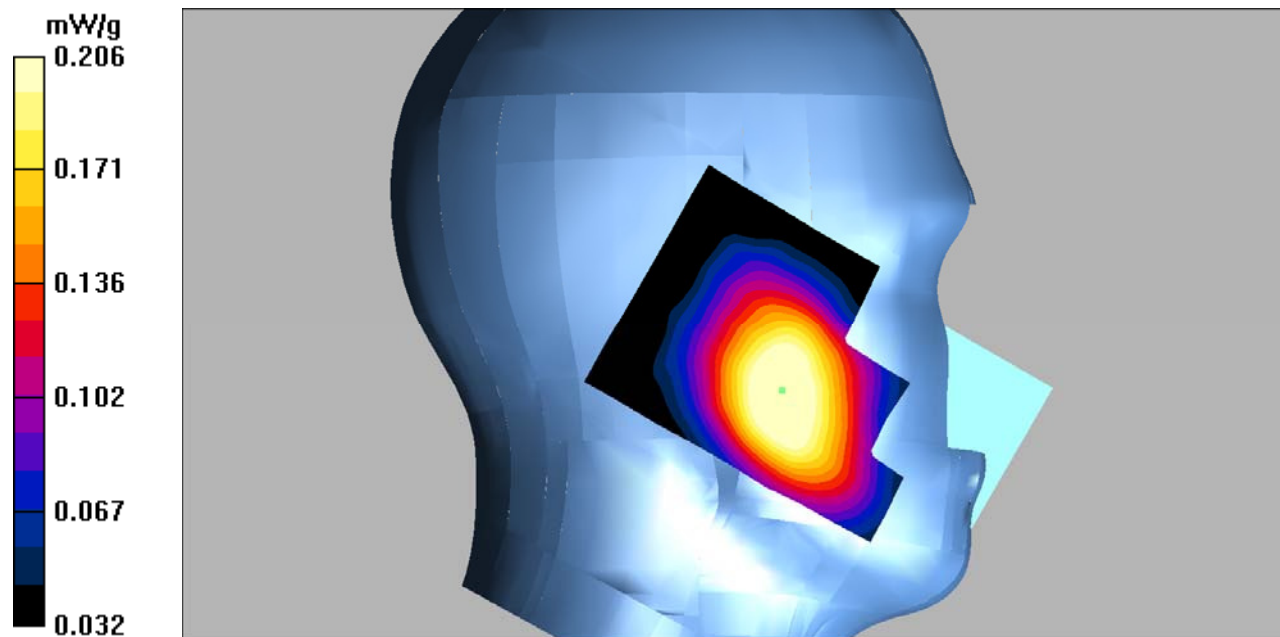
Left head cheek/WCDMA835/Mid/Zoom Scan (7x7x7)/Cube 0: Measurement grid: dx=5mm, dy=5mm, dz=5mm

Reference Value = 4.16 V/m; Power Drift = -0.211 dB

Peak SAR (extrapolated) = 0.238 W/kg

SAR(1 g) = 0.197 mW/g; SAR(10 g) = 0.154 mW/g

Maximum value of SAR (measured) = 0.206 mW/g



DUT: Mobile phone; Model: STUDIO G2 HD;

Communication System: 3G Bands; Frequency: 836.6 MHz; Duty Cycle: 1:1

Medium parameters used: $f = 836.6$ MHz; $\sigma = 0.91$ mho/m; $\epsilon_r = 41.66$; $\rho = 1000$ kg/m³

Phantom section: Left Section

DASY4 Configuration:

- Probe: EX3DV4 – SN7382; ConvF(10.50, 10.50, 10.50); Calibrated: 26/10/2016
- Sensor-Surface: 4mm (Mechanical Surface Detection)
- Electronics: DAE – SN772; Calibrated: 25/10/2016
- Phantom: TWIN SAM; Type: Twin SAM V5.0; Serial: 1909
- Measurement SW: DASY4, V4.5 Build 19; Postprocessing SW: SEMCAD, V1.8 Build 145

Left head tilt/WCDMA835/Mid/Area Scan (61x81x1): Measurement grid: dx=15mm, dy=15mm

Maximum value of SAR (interpolated) = 0.137 mW/g

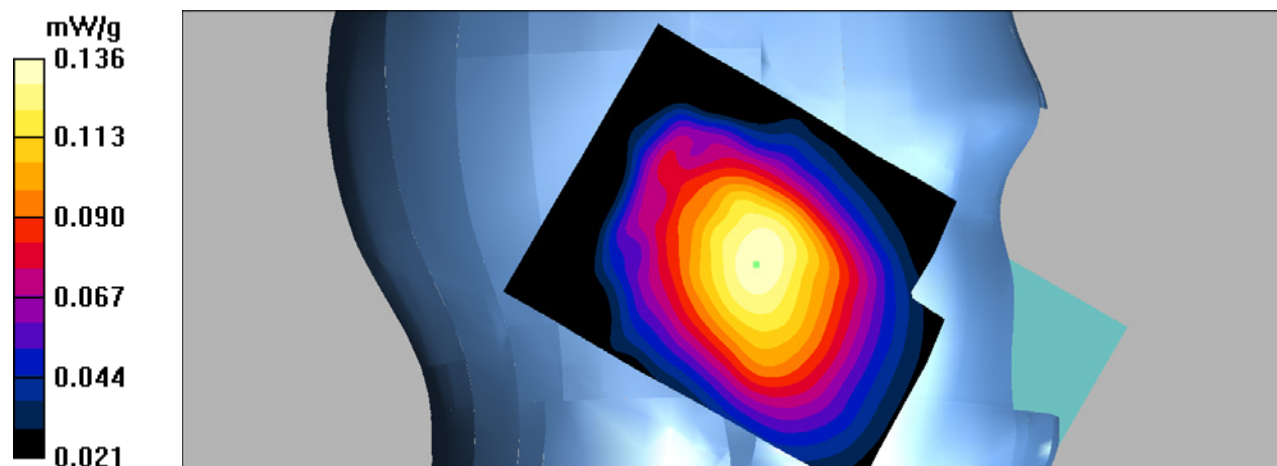
Left head tilt/WCDMA835/Mid/Zoom Scan (7x7x7)/Cube 0: Measurement grid: dx=5mm, dy=5mm, dz=5mm

Reference Value = 7.92 V/m; Power Drift = 0.122 dB

Peak SAR (extrapolated) = 0.153 W/kg

SAR(1 g) = 0.130 mW/g; SAR(10 g) = 0.102 mW/g

Maximum value of SAR (measured) = 0.136 mW/g



DUT: Mobile phone; Model: STUDIO G2 HD;

Communication System: 3G Bands; Frequency: 836.6 MHz; Duty Cycle: 1:1

Medium parameters used: $f = 836.6$ MHz; $\sigma = 0.91$ mho/m; $\epsilon_r = 41.66$; $\rho = 1000$ kg/m³

Phantom section: Right Section

DASY4 Configuration:

- Probe: EX3DV4 – SN7382; ConvF(10.50, 10.50, 10.50); Calibrated: 26/10/2016
- Sensor-Surface: 4mm (Mechanical Surface Detection)
- Electronics: DAE – SN772; Calibrated: 25/10/2016
- Phantom: TWIN SAM; Type: Twin SAM V5.0; Serial: 1909
- Measurement SW: DASY4, V4.5 Build 19; Postprocessing SW: SEMCAD, V1.8 Build 145

right head cheek/WCDMA835/Mid/Area Scan (61x81x1): Measurement grid: dx=15mm, dy=15mm

Maximum value of SAR (interpolated) = 0.160 mW/g

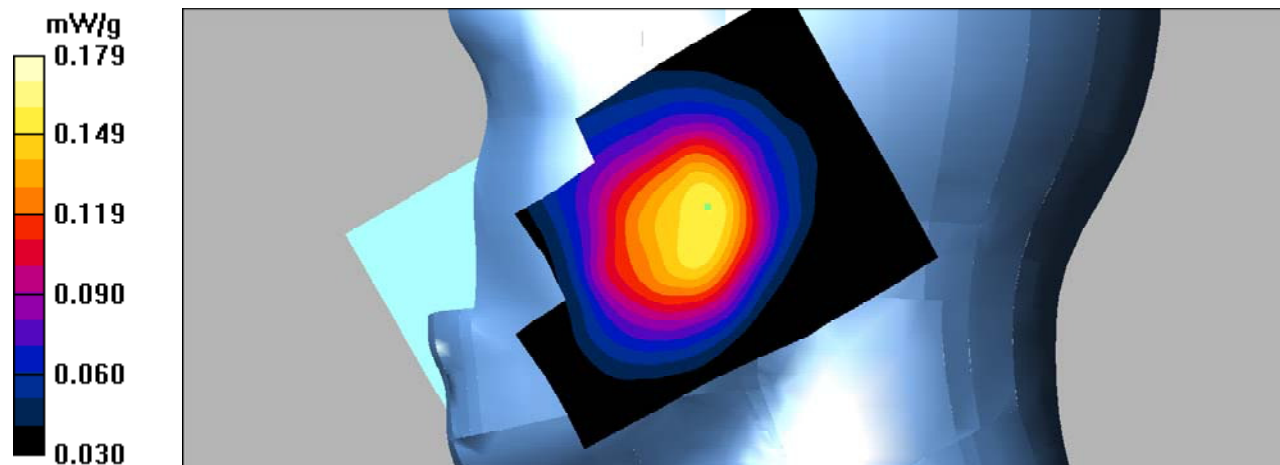
right head cheek/WCDMA835/Mid/Zoom Scan (7x7x7)/Cube 0: Measurement grid: dx=5mm, dy=5mm, dz=5mm

Reference Value = 4.88 V/m; Power Drift = -0.200 dB

Peak SAR (extrapolated) = 0.213 W/kg

SAR(1 g) = 0.165 mW/g; SAR(10 g) = 0.125 mW/g

Maximum value of SAR (measured) = 0.179 mW/g



DUT: Mobile phone; Model: STUDIO G2 HD;

Communication System: 3G Bands; Frequency: 836.6 MHz; Duty Cycle: 1:1

Medium parameters used: $f = 836.6$ MHz; $\sigma = 0.91$ mho/m; $\epsilon_r = 41.66$; $\rho = 1000$ kg/m³

Phantom section: Right Section

DASY4 Configuration:

- Probe: EX3DV4 – SN7382; ConvF(10.50, 10.50, 10.50); Calibrated: 26/10/2016
- Sensor-Surface: 4mm (Mechanical Surface Detection)
- Electronics: DAE – SN772; Calibrated: 25/10/2016
- Phantom: TWIN SAM; Type: Twin SAM V5.0; Serial: 1909
- Measurement SW: DASY4, V4.5 Build 19; Postprocessing SW: SEMCAD, V1.8 Build 145

right head tilt/WCDMA835/Mid/Area Scan (61x81x1): Measurement grid: dx=15mm, dy=15mm

Maximum value of SAR (interpolated) = 0.087 mW/g

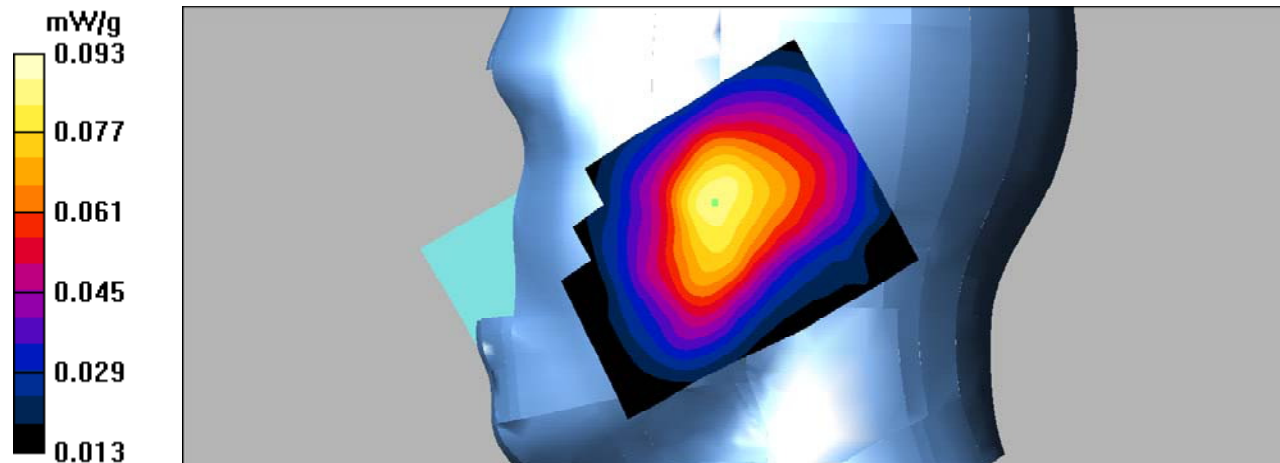
right head tilt/WCDMA835/Mid/Zoom Scan (7x7x7)/Cube 0: Measurement grid: dx=5mm, dy=5mm, dz=5mm

Reference Value = 7.52 V/m; Power Drift = 0.161 dB

Peak SAR (extrapolated) = 0.131 W/kg

SAR(1 g) = 0.085 mW/g; SAR(10 g) = 0.066 mW/g

Maximum value of SAR (measured) = 0.093 mW/g



DUT: Mobile phone; Model: STUDIO G2 HD;

Communication System: 3G Bands; Frequency: 836.6 MHz; Duty Cycle: 1:1

Medium parameters used: $f = 836.6$ MHz; $\sigma = 1$ mho/m; $\epsilon_r = 54.32$; $\rho = 1000$ kg/m³

Phantom section: Flat Section

DASY4 Configuration:

- Probe: EX3DV4 – SN7382; ConvF(10.54, 10.54, 10.54); Calibrated: 26/10/2016
- Sensor-Surface: 4mm (Mechanical Surface Detection)
- Electronics: DAE – SN772; Calibrated: 25/10/2016
- Phantom: TWIN SAM; Type: Twin SAM V5.0; Serial: 1909
- Measurement SW: DASY4, V4.5 Build 19; Postprocessing SW: SEMCAD, V1.8 Build 145

Hotspot-Back/WCDMA835/Mid/Area Scan (61x81x1): Measurement grid: dx=15mm, dy=15mm

Maximum value of SAR (interpolated) = 0.324 mW/g

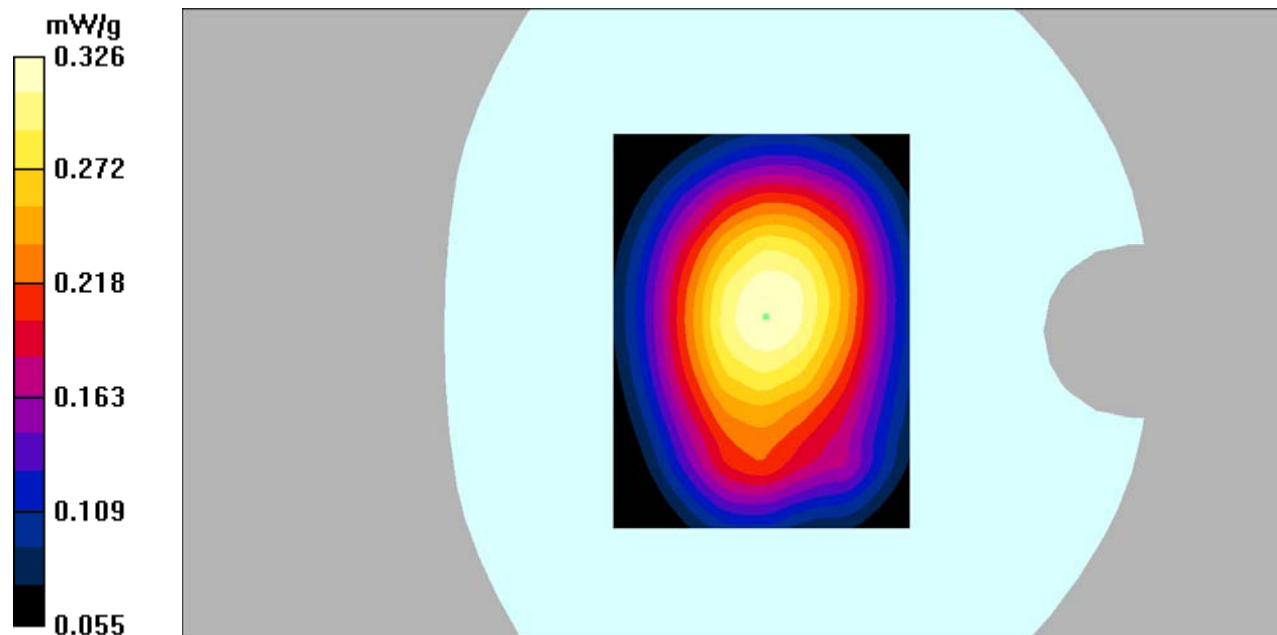
Hotspot-Back/WCDMA835/Mid/Zoom Scan (7x7x7)/Cube 0: Measurement grid: dx=5mm, dy=5mm, dz=5mm

Reference Value = 17.8 V/m; Power Drift = 0.073 dB

Peak SAR (extrapolated) = 0.376 W/kg

SAR(1 g) = 0.311 mW/g; SAR(10 g) = 0.240 mW/g

Maximum value of SAR (measured) = 0.326 mW/g



DUT: Mobile phone; Model: STUDIO G2 HD;

Communication System: 3G Bands; Frequency: 836.6 MHz; Duty Cycle: 1:1

Medium parameters used: $f = 836.6$ MHz; $\sigma = 1$ mho/m; $\epsilon_r = 54.32$; $\rho = 1000$ kg/m³

Phantom section: Flat Section

DASY4 Configuration:

- Probe: EX3DV4 – SN7382; ConvF(10.54, 10.54, 10.54); Calibrated: 26/10/2016
- Sensor-Surface: 4mm (Mechanical Surface Detection)
- Electronics: DAE – SN772; Calibrated: 25/10/2016
- Phantom: TWIN SAM; Type: Twin SAM V5.0; Serial: 1909
- Measurement SW: DASY4, V4.5 Build 19; Postprocessing SW: SEMCAD, V1.8 Build 145

Hotspot-left/WCDMA835/Mid/Area Scan (61x71x1): Measurement grid: dx=15mm, dy=15mm

Maximum value of SAR (interpolated) = 0.205 mW/g

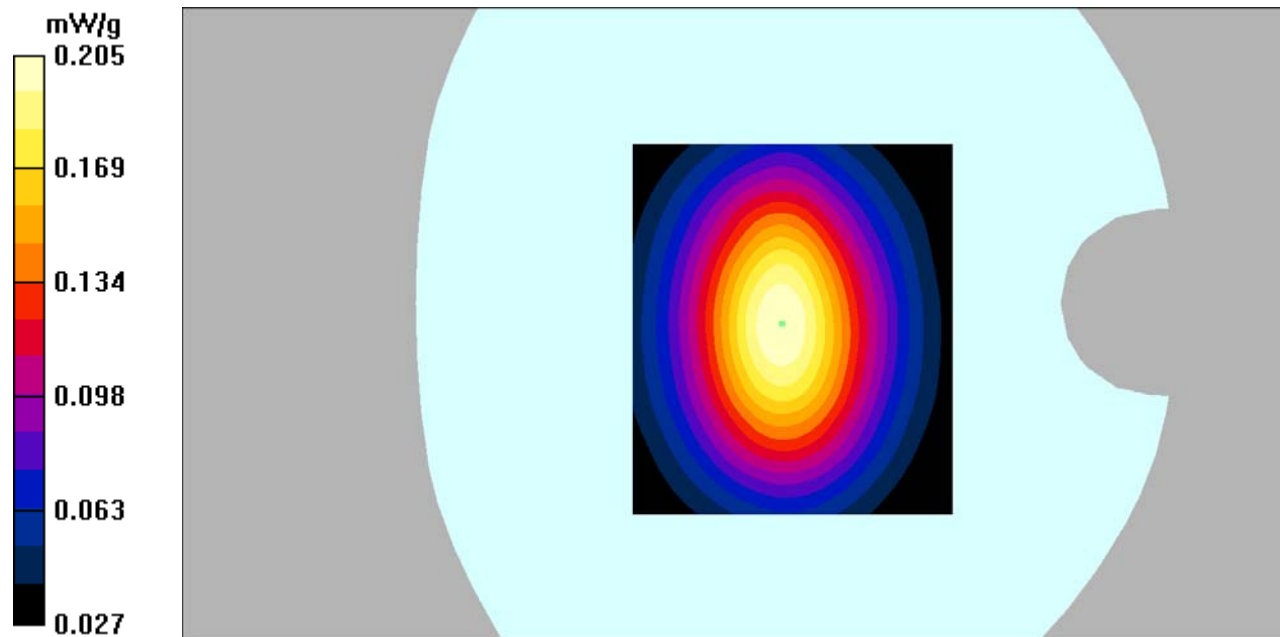
Hotspot-left/WCDMA835/Mid/Zoom Scan (7x7x7)/Cube 0: Measurement grid: dx=5mm, dy=5mm, dz=5mm

Reference Value = 14.4 V/m; Power Drift = -0.020 dB

Peak SAR (extrapolated) = 0.250 W/kg

SAR(1 g) = 0.192 mW/g; SAR(10 g) = 0.138 mW/g

Maximum value of SAR (measured) = 0.205 mW/g



DUT: Mobile phone; Model: STUDIO G2 HD;

Communication System: 3G Bands; Frequency: 836.6 MHz; Duty Cycle: 1:1

Medium parameters used: $f = 836.6$ MHz; $\sigma = 1$ mho/m; $\epsilon_r = 54.32$; $\rho = 1000$ kg/m³

Phantom section: Flat Section

DASY4 Configuration:

- Probe: EX3DV4 – SN7382; ConvF(10.54, 10.54, 10.54); Calibrated: 26/10/2016
- Sensor-Surface: 4mm (Mechanical Surface Detection)
- Electronics: DAE – SN772; Calibrated: 25/10/2016
- Phantom: TWIN SAM; Type: Twin SAM V5.0; Serial: 1909
- Measurement SW: DASY4, V4.5 Build 19; Postprocessing SW: SEMCAD, V1.8 Build 145

Hotspot-right/WCDMA835/Mid/Area Scan (61x71x1): Measurement grid: dx=15mm, dy=15mm

Maximum value of SAR (interpolated) = 0.220 mW/g

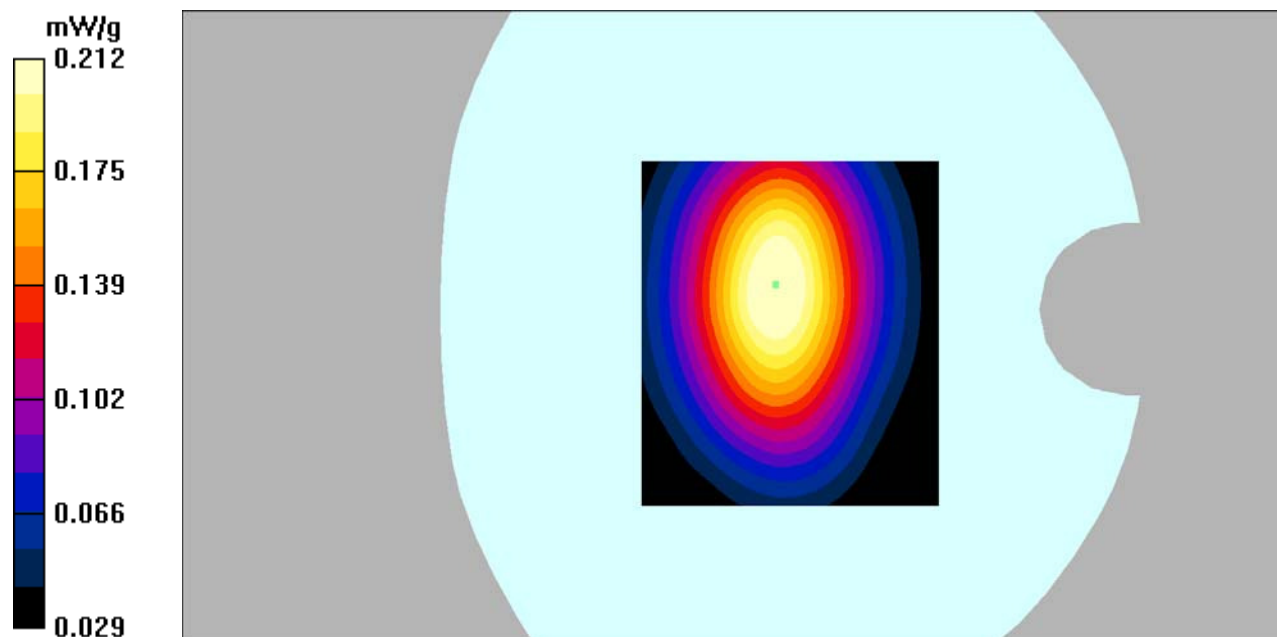
Hotspot-right/WCDMA835/Mid/Zoom Scan (7x7x7)/Cube 0: Measurement grid: dx=5mm, dy=5mm, dz=5mm

Reference Value = 14.6 V/m; Power Drift = -0.055 dB

Peak SAR (extrapolated) = 0.276 W/kg

SAR(1 g) = 0.201 mW/g; SAR(10 g) = 0.145 mW/g

Maximum value of SAR (measured) = 0.212 mW/g



DUT: Mobile phone; Model: STUDIO G2 HD;

Communication System: 3G Bands; Frequency: 836.6 MHz; Duty Cycle: 1:1

Medium parameters used: $f = 836.6$ MHz; $\sigma = 1$ mho/m; $\epsilon_r = 54.32$; $\rho = 1000$ kg/m³

Phantom section: Flat Section

DASY4 Configuration:

- Probe: EX3DV4 – SN7382; ConvF(10.54, 10.54, 10.54); Calibrated: 26/10/2016
- Sensor-Surface: 4mm (Mechanical Surface Detection)
- Electronics: DAE – SN772; Calibrated: 25/10/2016
- Phantom: TWIN SAM; Type: Twin SAM V5.0; Serial: 1909
- Measurement SW: DASY4, V4.5 Build 19; Postprocessing SW: SEMCAD, V1.8 Build 145

Hotspot-Bottom/WCDMA835/Mid/Area Scan (51x71x1): Measurement grid: dx=15mm, dy=15mm

Maximum value of SAR (interpolated) = 0.066 mW/g

Hotspot-Bottom/WCDMA835/Mid/Zoom Scan (7x7x7)/Cube 0: Measurement grid: dx=5mm, dy=5mm,

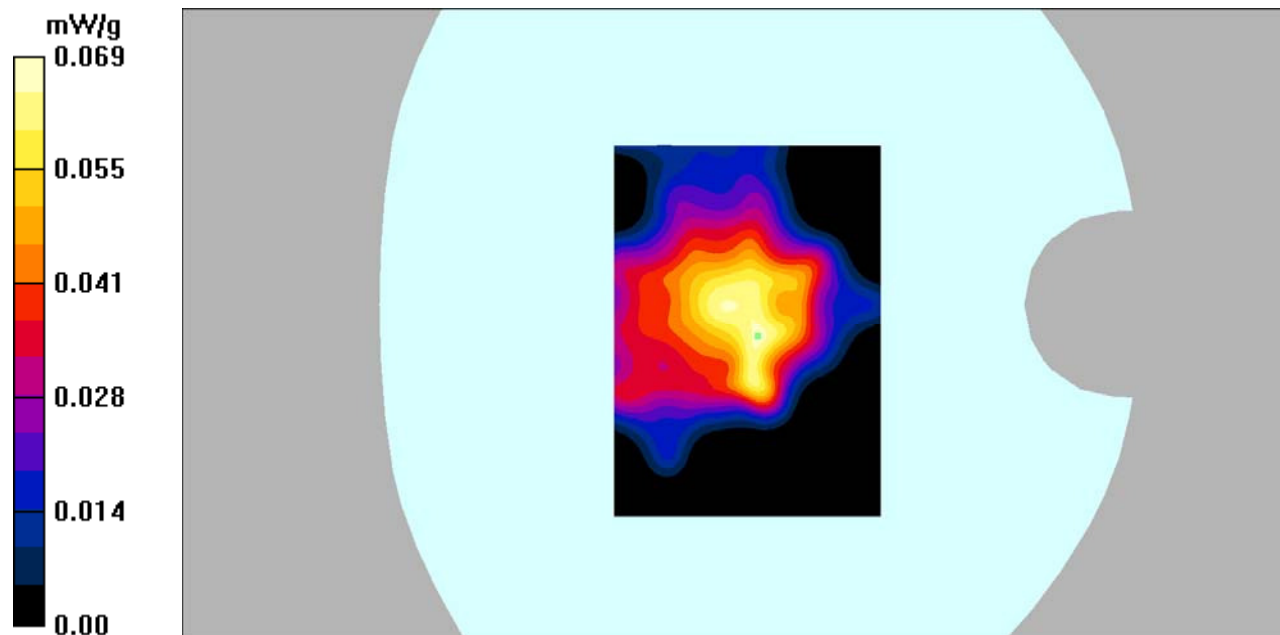
dz=5mm

Reference Value = 8.18 V/m; Power Drift = 0.090 dB

Peak SAR (extrapolated) = 0.085 W/kg

SAR(1 g) = 0.063 mW/g; SAR(10 g) = 0.041 mW/g

Maximum value of SAR (measured) = 0.069 mW/g



DUT: Mobile phone; Model: STUDIO G2 HD;

Communication System: 3G Bands; Frequency: 1752.6 MHz; Duty Cycle: 1:1

Medium parameters used: $f = 1752.6$ MHz; $\sigma = 1.41$ mho/m; $\epsilon_r = 40.12$; $\rho = 1000$ kg/m³

Phantom section: Left Section

DASY4 Configuration:

- Probe: EX3DV4 - SN7382; ConvF(9.06, 9.06, 9.06); Calibrated: 26/10/2016
- Sensor-Surface: 4mm (Mechanical Surface Detection)
- Electronics: DAE – SN772; Calibrated: 25/10/2016
- Phantom: TWIN SAM; Type: Twin SAM V5.0; Serial: 1909
- Measurement SW: DASY4, V4.5 Build 19; Postprocessing SW: SEMCAD, V1.8 Build 145

Left head cheek/WCDMA1700/Mid/Area Scan (61x61x1): Measurement grid: dx=15mm, dy=15mm

Maximum value of SAR (interpolated) = 0.079 mW/g

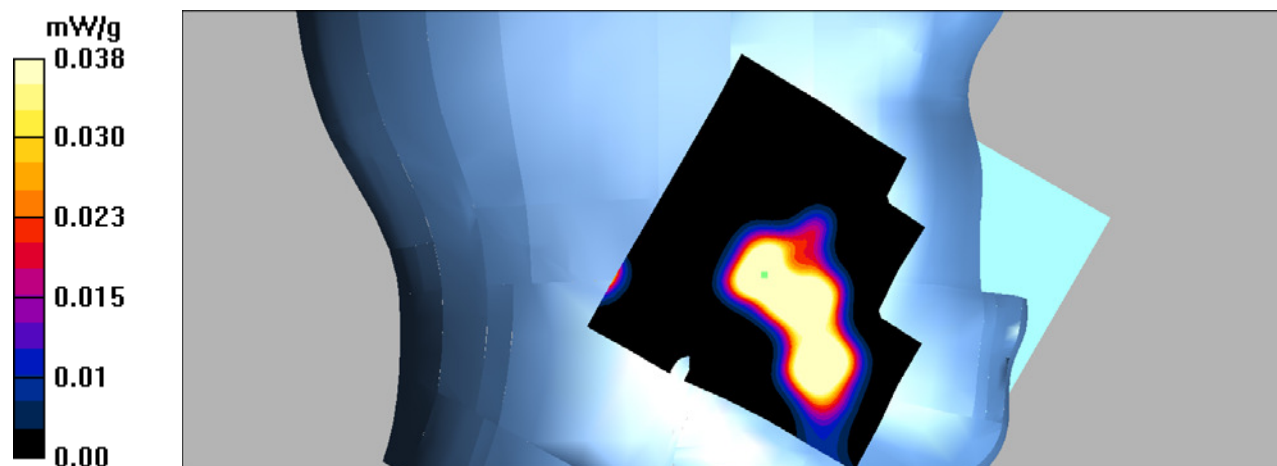
Left head cheek/WCDMA1700/Mid/Zoom Scan (7x7x7)/Cube 0: Measurement grid: dx=5mm, dy=5mm, dz=5mm

Reference Value = 1.64 V/m; Power Drift = -0.194 dB

Peak SAR (extrapolated) = 0.057 W/kg

SAR(1 g) = 0.035 mW/g; SAR(10 g) = 0.019 mW/g

Maximum value of SAR (measured) = 0.038 mW/g



DUT: Mobile phone; Model: STUDIO G2 HD;

Communication System: 3G Bands; Frequency: 1752.6 MHz; Duty Cycle: 1:1

Medium parameters used: $f = 1752.6$ MHz; $\sigma = 1.41$ mho/m; $\epsilon_r = 40.12$; $\rho = 1000$ kg/m³

Phantom section: Left Section

DASY4 Configuration:

- Probe: EX3DV4 - SN7382; ConvF(9.06, 9.06, 9.06); Calibrated: 26/10/2016
- Sensor-Surface: 4mm (Mechanical Surface Detection)
- Electronics: DAE – SN772; Calibrated: 25/10/2016
- Phantom: TWIN SAM; Type: Twin SAM V5.0; Serial: 1909
- Measurement SW: DASY4, V4.5 Build 19; Postprocessing SW: SEMCAD, V1.8 Build 145

Left head tilt/WCDMA1700/Mid 2/Area Scan (61x71x1): Measurement grid: dx=15mm, dy=15mm

Maximum value of SAR (interpolated) = 0.040 mW/g

Left head tilt/WCDMA1700/Mid 2/Zoom Scan (7x7x7)/Cube 0: Measurement grid: dx=5mm, dy=5mm,

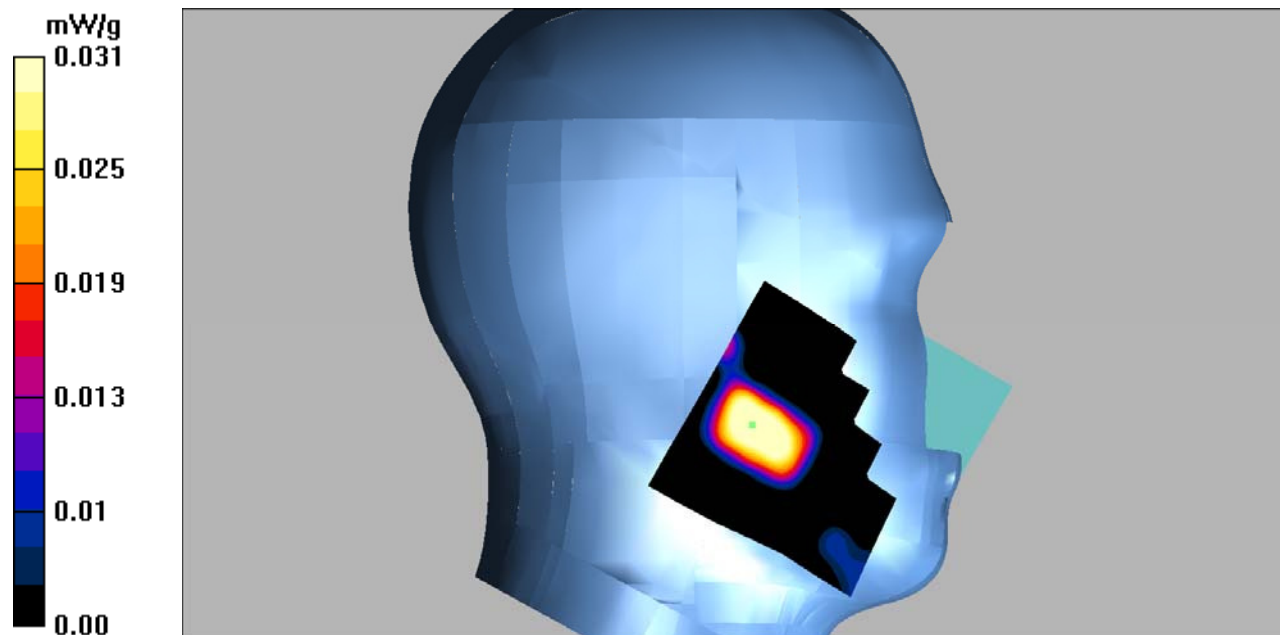
dz=5mm

Reference Value = 2.02 V/m; Power Drift = -0.067 dB

Peak SAR (extrapolated) = 0.060 W/kg

SAR(1 g) = 0.028 mW/g; SAR(10 g) = 0.016 mW/g

Maximum value of SAR (measured) = 0.031 mW/g



DUT: Mobile phone; Model: STUDIO G2 HD;

Communication System: 3G Bands; Frequency: 1752.6 MHz; Duty Cycle: 1:1

Medium parameters used: $f = 1752.6$ MHz; $\sigma = 1.41$ mho/m; $\epsilon_r = 40.12$; $\rho = 1000$ kg/m³

Phantom section: Right Section

DASY4 Configuration:

- Probe: EX3DV4 - SN7382; ConvF(9.06, 9.06, 9.06); Calibrated: 26/10/2016
- Sensor-Surface: 4mm (Mechanical Surface Detection)
- Electronics: DAE – SN772; Calibrated: 25/10/2016
- Phantom: TWIN SAM; Type: Twin SAM V5.0; Serial: 1909
- Measurement SW: DASY4, V4.5 Build 19; Postprocessing SW: SEMCAD, V1.8 Build 145

Right head-cheek/WCDMA1700/Mid/Area Scan (61x71x1): Measurement grid: dx=15mm, dy=15mm

Maximum value of SAR (interpolated) = 0.059 mW/g

Right head-cheek/WCDMA1700/Mid/Zoom Scan (7x7x7)/Cube 0: Measurement grid: dx=5mm, dy=5mm,

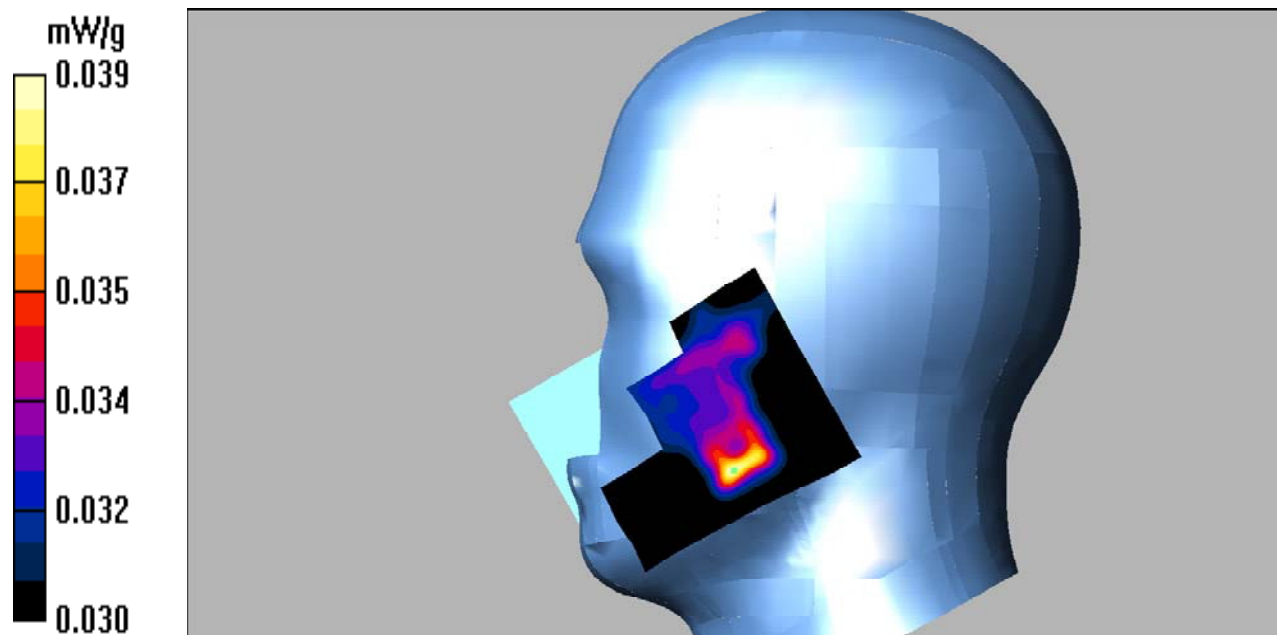
dz=5mm

Reference Value = 1.08 V/m; Power Drift = 0.127 dB

Peak SAR (extrapolated) = 0.115 W/kg

SAR(1 g) = 0.029 mW/g; SAR(10 g) = 0.017 mW/g

Maximum value of SAR (measured) = 0.039 mW/g



DUT: Mobile phone; Model: STUDIO G2 HD;

Communication System: 3G Bands; Frequency: 1752.6 MHz; Duty Cycle: 1:1

Medium parameters used: $f = 1752.6$ MHz; $\sigma = 1.41$ mho/m; $\epsilon_r = 40.12$; $\rho = 1000$ kg/m³

Phantom section: Right Section

DASY4 Configuration:

- Probe: EX3DV4 - SN7382; ConvF(9.06, 9.06, 9.06); Calibrated: 26/10/2016
- Sensor-Surface: 4mm (Mechanical Surface Detection)
- Electronics: DAE – SN772; Calibrated: 25/10/2016
- Phantom: TWIN SAM; Type: Twin SAM V5.0; Serial: 1909
- Measurement SW: DASY4, V4.5 Build 19; Postprocessing SW: SEMCAD, V1.8 Build 145

Right head tilt/WCDMA1700/Mid/Area Scan (61x61x1): Measurement grid: dx=15mm, dy=15mm

Maximum value of SAR (interpolated) = 0.031 mW/g


Right head tilt/WCDMA1700/Mid/Zoom Scan (7x7x7)/Cube 0: Measurement grid: dx=5mm, dy=5mm, dz=5mm

Reference Value = 2.21 V/m; Power Drift = 0.176 dB

Peak SAR (extrapolated) = 0.103 W/kg

SAR(1 g) = 0.015 mW/g; SAR(10 g) = 0.00822 mW/g

Maximum value of SAR (measured) = 0.052 mW/g



DUT: Mobile phone; Model: STUDIO G2 HD;

Communication System: 3G Bands; Frequency: 1752.6 MHz; Duty Cycle: 1:1

Medium parameters used: $f = 1752.6$ MHz; $\sigma = 1.53$ mho/m; $\epsilon_r = 53.38$; $\rho = 1000$ kg/m³

Phantom section: Flat Section

DASY4 Configuration:

- Probe: EX3DV4 - SN7382; ConvF(8.65, 8.65, 8.65); Calibrated: 26/10/2016
- Sensor-Surface: 4mm (Mechanical Surface Detection)
- Electronics: DAE – SN772; Calibrated: 25/10/2016
- Phantom: TWIN SAM; Type: Twin SAM V5.0; Serial: 1909
- Measurement SW: DASY4, V4.5 Build 19; Postprocessing SW: SEMCAD, V1.8 Build 145

Hotspot-Back/WCDMA1700/Mid /Area Scan (61x71x1): Measurement grid: dx=15mm, dy=15mm

Maximum value of SAR (interpolated) = 0.292 mW/g

Hotspot-Back/WCDMA1700/Mid/Zoom Scan (7x7x7)/Cube 0: Measurement grid: dx=5mm, dy=5mm,

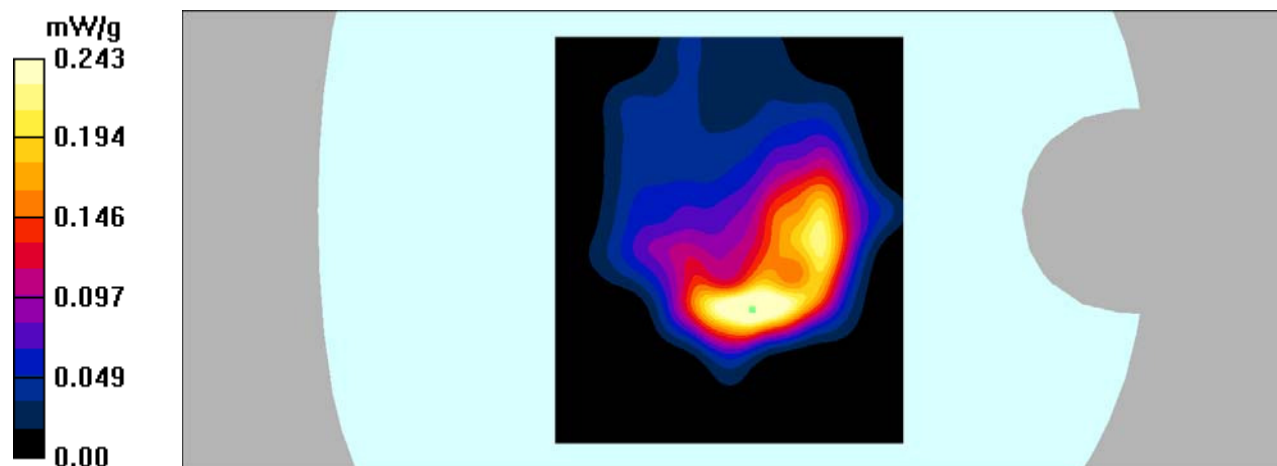
dz=5mm

Reference Value = 7.35 V/m; Power Drift = -0.075 dB

Peak SAR (extrapolated) = 0.368 W/kg

SAR(1 g) = 0.194 mW/g; SAR(10 g) = 0.082 mW/g

Maximum value of SAR (measured) = 0.243 mW/g



DUT: Mobile phone; Model: STUDIO G2 HD;

Communication System: 3G Bands; Frequency: 1752.6 MHz; Duty Cycle: 1:1

Medium parameters used: $f = 1752.6$ MHz; $\sigma = 1.53$ mho/m; $\epsilon_r = 53.38$; $\rho = 1000$ kg/m³

Phantom section: Flat Section

DASY4 Configuration:

- Probe: EX3DV4 - SN7382; ConvF(8.65, 8.65, 8.65); Calibrated: 26/10/2016
- Sensor-Surface: 4mm (Mechanical Surface Detection)
- Electronics: DAE – SN772; Calibrated: 25/10/2016
- Phantom: TWIN SAM; Type: Twin SAM V5.0; Serial: 1909
- Measurement SW: DASY4, V4.5 Build 19; Postprocessing SW: SEMCAD, V1.8 Build 145

Hotspot-Left/W1700/Mid -touch/Area Scan (61x71x1): Measurement grid: dx=15mm, dy=15mm

Maximum value of SAR (interpolated) = 0.081 mW/g

Hotspot-Left/W1700/Mid -touch/Zoom Scan (7x7x7)/Cube 0: Measurement grid: dx=5mm, dy=5mm,

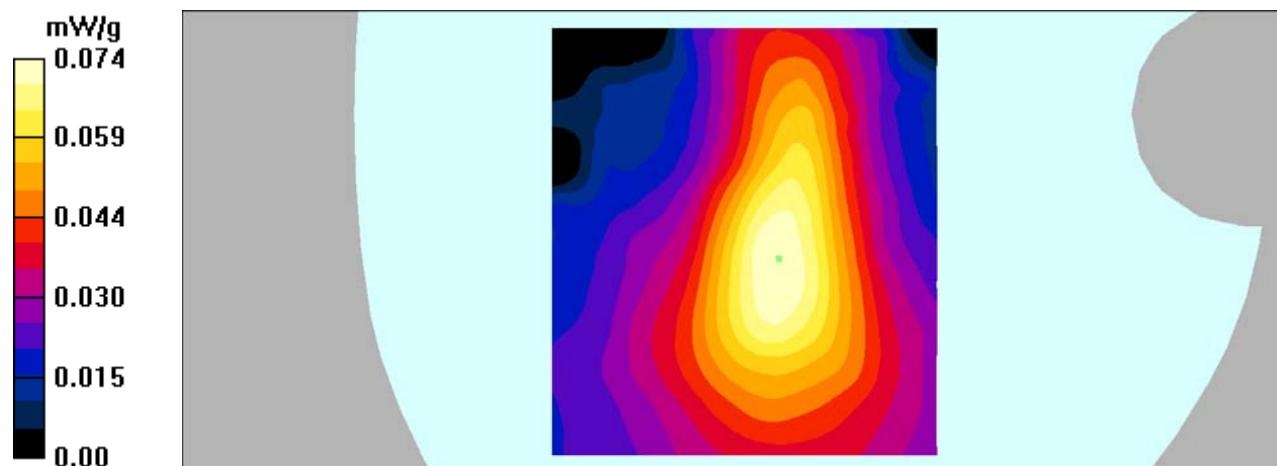
dz=5mm

Reference Value = 5.92 V/m; Power Drift = -0.097 dB

Peak SAR (extrapolated) = 0.167 W/kg

SAR(1 g) = 0.065 mW/g; SAR(10 g) = 0.027 mW/g

Maximum value of SAR (measured) = 0.074 mW/g



DUT: Mobile phone; Model: STUDIO G2 HD;

Communication System: 3G Bands; Frequency: 1752.6 MHz; Duty Cycle: 1:1

Medium parameters used: $f = 1752.6$ MHz; $\sigma = 1.53$ mho/m; $\epsilon_r = 53.38$; $\rho = 1000$ kg/m³

Phantom section: Flat Section

DASY4 Configuration:

- Probe: EX3DV4 - SN7382; ConvF(8.65, 8.65, 8.65); Calibrated: 26/10/2016
- Sensor-Surface: 4mm (Mechanical Surface Detection)
- Electronics: DAE – SN772; Calibrated: 25/10/2016
- Phantom: TWIN SAM; Type: Twin SAM V5.0; Serial: 1909
- Measurement SW: DASY4, V4.5 Build 19; Postprocessing SW: SEMCAD, V1.8 Build 145

Hotspot-Right/W1700/Mid -touch/Area Scan (61x71x1): Measurement grid: dx=15mm, dy=15mm

Maximum value of SAR (interpolated) = 0.053 mW/g


Hotspot-Right/W1700/Mid -touch/Zoom Scan (7x7x7)/Cube 0: Measurement grid: dx=5mm, dy=5mm, dz=5mm

Reference Value = 4.22 V/m; Power Drift = -0.197 dB

Peak SAR (extrapolated) = 0.067 W/kg

SAR(1 g) = 0.031 mW/g; SAR(10 g) = 0.017 mW/g

Maximum value of SAR (measured) = 0.037 mW/g



DUT: Mobile phone; Model: STUDIO G2 HD;

Communication System: 3G Bands; Frequency: 1752.6 MHz; Duty Cycle: 1:1

Medium parameters used: $f = 1752.6$ MHz; $\sigma = 1.53$ mho/m; $\epsilon_r = 53.38$; $\rho = 1000$ kg/m³

Phantom section: Flat Section

DASY4 Configuration:

- Probe: EX3DV4 - SN7382; ConvF(8.65, 8.65, 8.65); Calibrated: 26/10/2016
- Sensor-Surface: 4mm (Mechanical Surface Detection)
- Electronics: DAE – SN772; Calibrated: 25/10/2016
- Phantom: TWIN SAM; Type: Twin SAM V5.0; Serial: 1909
- Measurement SW: DASY4, V4.5 Build 19; Postprocessing SW: SEMCAD, V1.8 Build 145

Hotspot-Bottom/WCDMA1700/Mid -5mm/Area Scan (61x71x1): Measurement grid: dx=15mm, dy=15mm

Maximum value of SAR (interpolated) = 0.218 mW/g

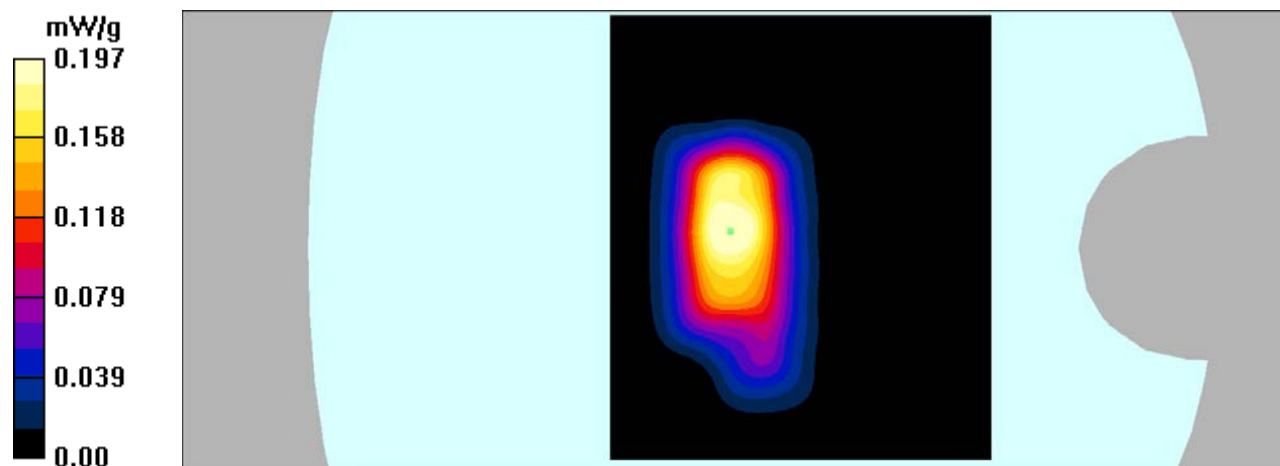
Hotspot-Bottom/WCDMA1700/Mid -5mm/Zoom Scan (7x7x7)/Cube 0: Measurement grid: dx=5mm, dy=5mm, dz=5mm

Reference Value = 10.1 V/m; Power Drift = 0.125 dB

Peak SAR (extrapolated) = 0.297 W/kg

SAR(1 g) = 0.170 mW/g; SAR(10 g) = 0.083 mW/g

Maximum value of SAR (measured) = 0.197 mW/g



DUT: Mobile phone; Model: STUDIO G2 HD;

Communication System: 3G Bands; Frequency: 1880 MHz; Duty Cycle: 1:1

Medium parameters used: $f = 1880$ MHz; $\sigma = 1.43$ mho/m; $\epsilon_r = 39.56$; $\rho = 1000$ kg/m³

Phantom section: Left Section

DASY4 Configuration:

- Probe: EX3DV4 – SN7382; ConvF(8.71, 8.71, 8.71); Calibrated: 26/10/2016
- Sensor-Surface: 4mm (Mechanical Surface Detection)
- Electronics: DAE – SN772; Calibrated: 25/10/2016
- Phantom: TWIN SAM; Type: Twin SAM V5.0; Serial: 1909
- Measurement SW: DASY4, V4.5 Build 19; Postprocessing SW: SEMCAD, V1.8 Build 145

Left head cheek/WCDMA1900/Mid/Area Scan (61x71x1): Measurement grid: dx=15mm, dy=15mm

Maximum value of SAR (interpolated) = 0.211 mW/g

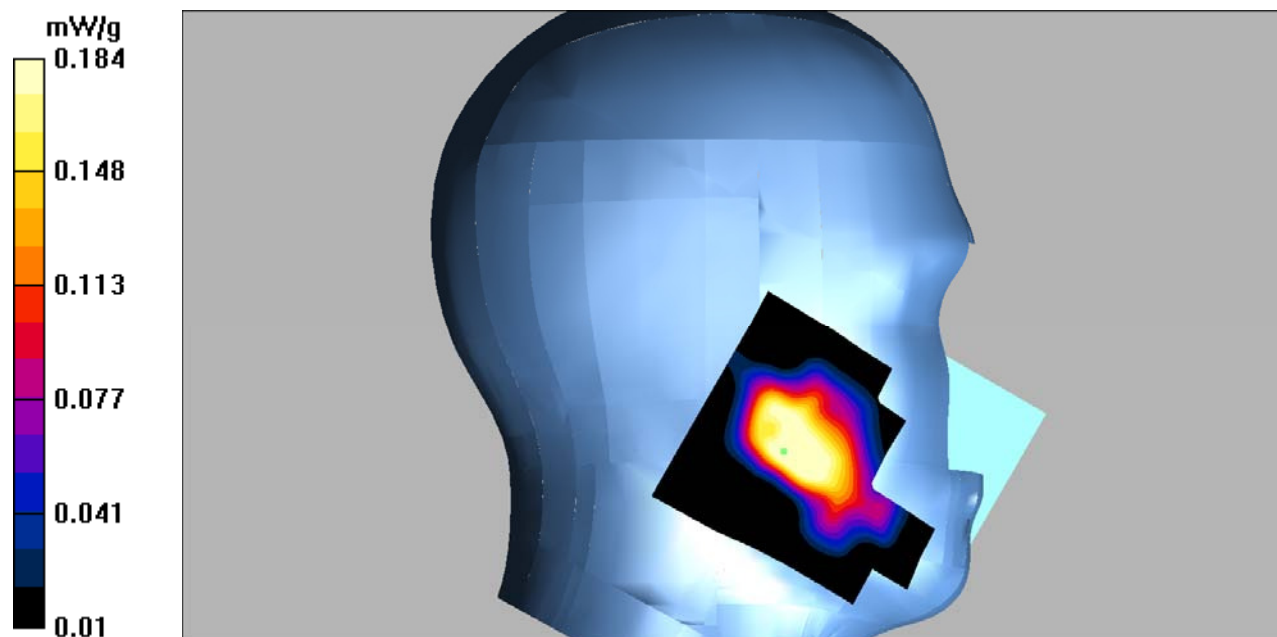
Left head cheek/WCDMA1900/Mid/Zoom Scan (7x7x7)/Cube 0: Measurement grid: dx=5mm, dy=5mm, dz=5mm

Reference Value = 3.14 V/m; Power Drift = -0.197 dB

Peak SAR (extrapolated) = 0.258 W/kg

SAR(1 g) = 0.171 mW/g; SAR(10 g) = 0.102 mW/g

Maximum value of SAR (measured) = 0.184 mW/g



DUT: Mobile phone; Model: STUDIO G2 HD;

Communication System: 3G Bands; Frequency: 1880 MHz; Duty Cycle: 1:1

Medium parameters used: $f = 1880$ MHz; $\sigma = 1.43$ mho/m; $\epsilon_r = 39.56$; $\rho = 1000$ kg/m³

Phantom section: Left Section

DASY4 Configuration:

- Probe: EX3DV4 – SN7382; ConvF(8.71, 8.71, 8.71); Calibrated: 26/10/2016
- Sensor-Surface: 4mm (Mechanical Surface Detection)
- Electronics: DAE – SN772; Calibrated: 25/10/2016
- Phantom: TWIN SAM; Type: Twin SAM V5.0; Serial: 1909
- Measurement SW: DASY4, V4.5 Build 19; Postprocessing SW: SEMCAD, V1.8 Build 145

Left head tilt/WCDMA1900/Mid /Area Scan (91x131x1): Measurement grid: dx=10mm, dy=10mm

Maximum value of SAR (interpolated) = 0.098 mW/g

Left head tilt/WCDMA1900/Mid /Zoom Scan (7x7x7)/Cube 0: Measurement grid: dx=5mm, dy=5mm,

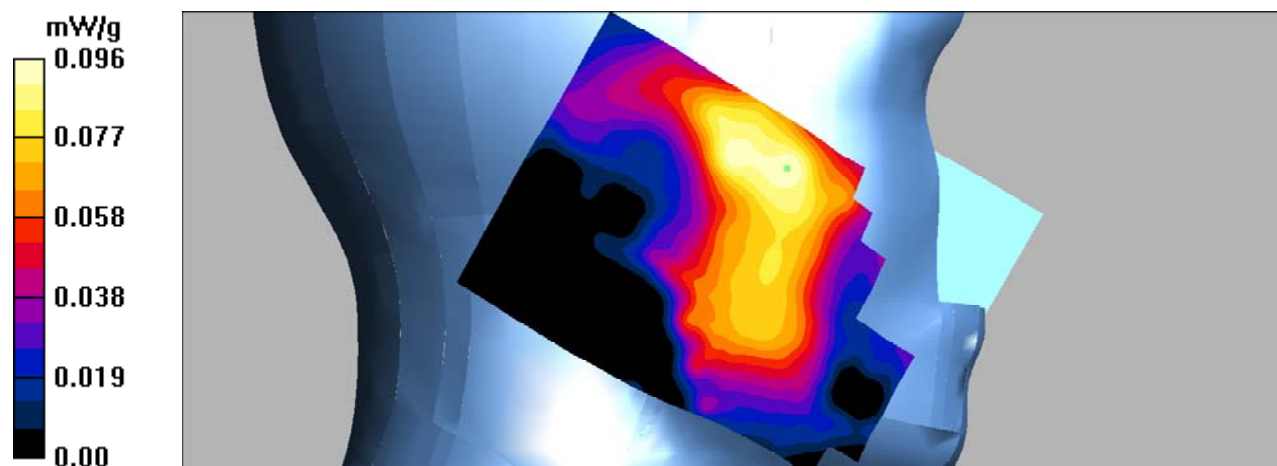
dz=5mm

Reference Value = 4.60 V/m; Power Drift = 0.166 dB

Peak SAR (extrapolated) = 0.153 W/kg

SAR(1 g) = 0.088 mW/g; SAR(10 g) = 0.057 mW/g

Maximum value of SAR (measured) = 0.096 mW/g



DUT: Mobile phone; Model: STUDIO G2 HD;

Communication System: 3G Bands; Frequency: 1880 MHz; Duty Cycle: 1:1

Medium parameters used: $f = 1880$ MHz; $\sigma = 1.43$ mho/m; $\epsilon_r = 39.56$; $\rho = 1000$ kg/m³

Phantom section: Right Section

DASY4 Configuration:

- Probe: EX3DV4 – SN7382; ConvF(8.71, 8.71, 8.71); Calibrated: 26/10/2016
- Sensor-Surface: 4mm (Mechanical Surface Detection)
- Electronics: DAE – SN772; Calibrated: 25/10/2016
- Phantom: TWIN SAM; Type: Twin SAM V5.0; Serial: 1909
- Measurement SW: DASY4, V4.5 Build 19; Postprocessing SW: SEMCAD, V1.8 Build 145

Right head cheek/WCDMA1900/Mid /Area Scan (91x121x1): Measurement grid: dx=10mm, dy=10mm

Maximum value of SAR (interpolated) = 0.110 mW/g

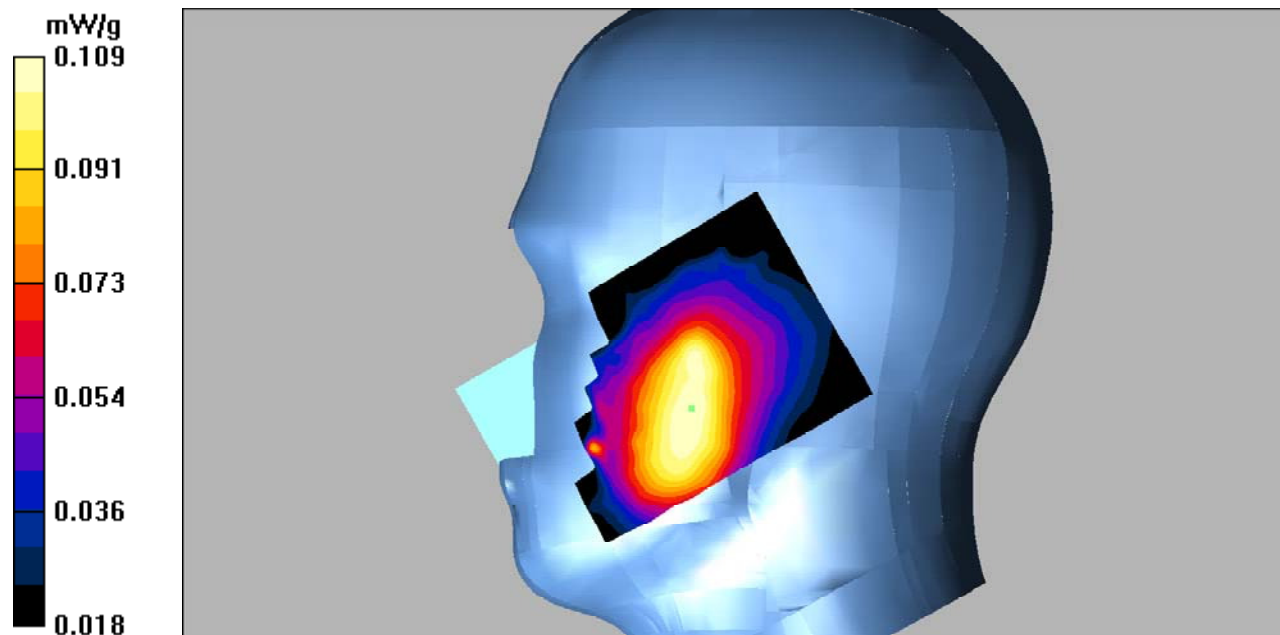
Right head cheek/WCDMA1900/Mid /Zoom Scan (7x7x7)/Cube 0: Measurement grid: dx=5mm, dy=5mm, dz=5mm

Reference Value = 4.24 V/m; Power Drift = 0.040 dB

Peak SAR (extrapolated) = 0.165 W/kg

SAR(1 g) = 0.104 mW/g; SAR(10 g) = 0.081 mW/g

Maximum value of SAR (measured) = 0.109 mW/g



DUT: Mobile phone; Model: STUDIO G2 HD;

Communication System: 3G Bands; Frequency: 1880 MHz; Duty Cycle: 1:1

Medium parameters used: $f = 1880$ MHz; $\sigma = 1.43$ mho/m; $\epsilon_r = 39.56$; $\rho = 1000$ kg/m³

Phantom section: Right Section

DASY4 Configuration:

- Probe: EX3DV4 – SN7382; ConvF(8.71, 8.71, 8.71); Calibrated: 26/10/2016
- Sensor-Surface: 4mm (Mechanical Surface Detection)
- Electronics: DAE – SN772; Calibrated: 25/10/2016
- Phantom: TWIN SAM; Type: Twin SAM V5.0; Serial: 1909
- Measurement SW: DASY4, V4.5 Build 19; Postprocessing SW: SEMCAD, V1.8 Build 145

Right head tilt/WCDMA1900/Mid /Area Scan (91x121x1): Measurement grid: dx=10mm, dy=10mm

Maximum value of SAR (interpolated) = 0.081 mW/g

Right head tilt/WCDMA1900/Mid /Zoom Scan (7x7x7)/Cube 0: Measurement grid: dx=5mm, dy=5mm,

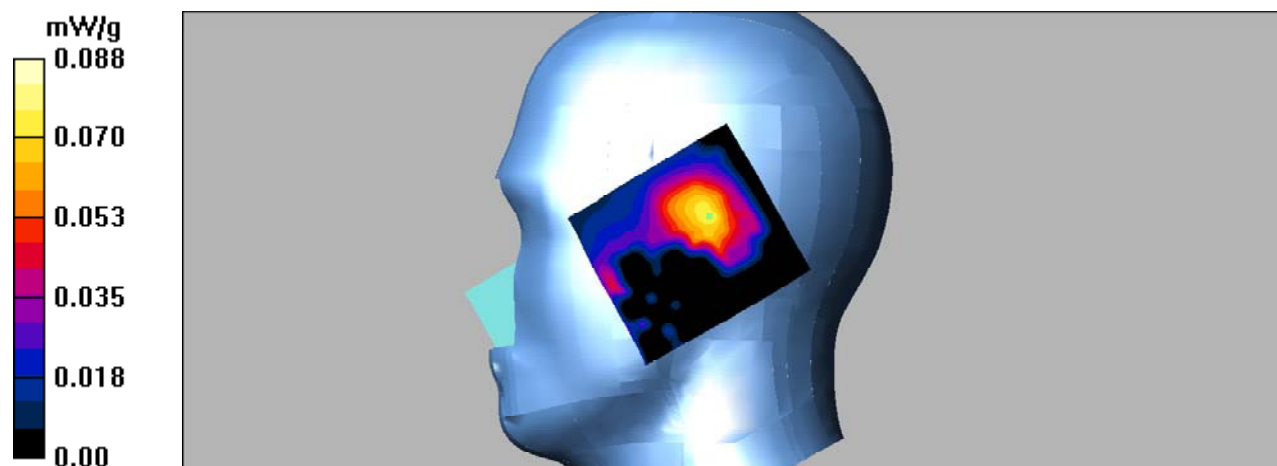
dz=5mm

Reference Value = 8.66 V/m; Power Drift = 0.077 dB

Peak SAR (extrapolated) = 0.165 W/kg

SAR(1 g) = 0.076 mW/g; SAR(10 g) = 0.034 mW/g

Maximum value of SAR (measured) = 0.088 mW/g



DUT: Mobile phone; Model: STUDIO G2 HD;

Communication System: 3G Bands; Frequency: 1880 MHz; Duty Cycle: 1:1

Medium parameters used: $f = 1880$ MHz; $\sigma = 1.55$ mho/m; $\epsilon_r = 51.49$; $\rho = 1000$ kg/m³

Phantom section: Flat Section

DASY4 Configuration:

- Probe: EX3DV4 – SN7382; ConvF(8.31, 8.31, 8.31); Calibrated: 26/10/2016
- Sensor-Surface: 4mm (Mechanical Surface Detection)
- Electronics: DAE – SN772; Calibrated: 25/10/2016
- Phantom: TWIN SAM; Type: Twin SAM V5.0; Serial: 1909
- Measurement SW: DASY4, V4.5 Build 19; Postprocessing SW: SEMCAD, V1.8 Build 145

Hotspot-Back/WCDMA1900/Mid/Area Scan (61x71x1): Measurement grid: dx=15mm, dy=15mm

Maximum value of SAR (interpolated) = 0.214 mW/g

Hotspot-Back/WCDMA1900/Mid/Zoom Scan (7x7x7)/Cube 0: Measurement grid: dx=5mm, dy=5mm,

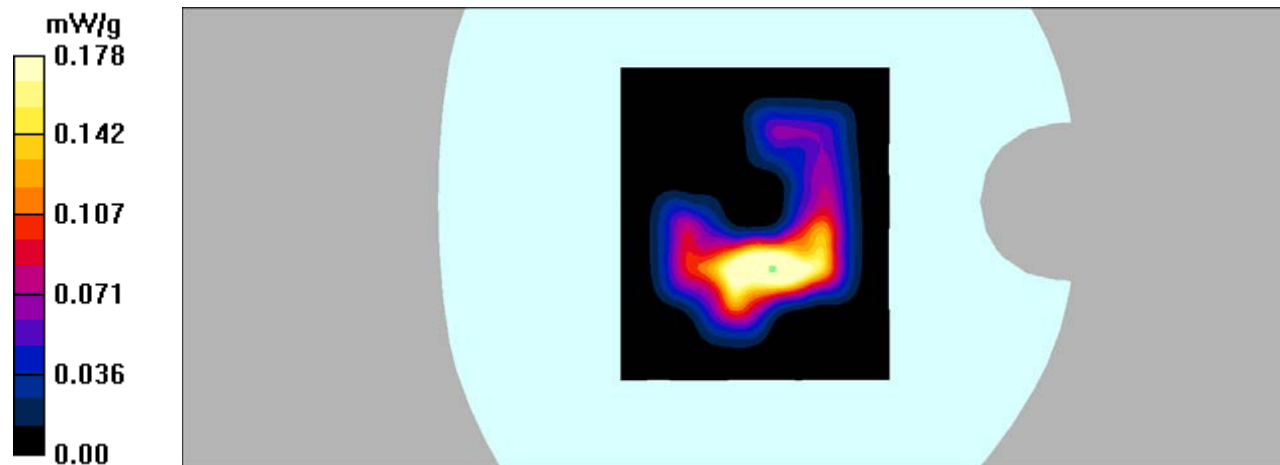
dz=5mm

Reference Value = 2.03 V/m; Power Drift = -0.064 dB

Peak SAR (extrapolated) = 0.251 W/kg

SAR(1 g) = 0.151 mW/g; SAR(10 g) = 0.070 mW/g

Maximum value of SAR (measured) = 0.178 mW/g



DUT: Mobile phone; Model: STUDIO G2 HD;

Communication System: 3G Bands; Frequency: 1880 MHz; Duty Cycle: 1:1

Medium parameters used: $f = 1880$ MHz; $\sigma = 1.55$ mho/m; $\epsilon_r = 51.49$; $\rho = 1000$ kg/m³

Phantom section: Flat Section

DASY4 Configuration:

- Probe: EX3DV4 – SN7382; ConvF(8.31, 8.31, 8.31); Calibrated: 26/10/2016
- Sensor-Surface: 4mm (Mechanical Surface Detection)
- Electronics: DAE – SN772; Calibrated: 25/10/2016
- Phantom: TWIN SAM; Type: Twin SAM V5.0; Serial: 1909
- Measurement SW: DASY4, V4.5 Build 19; Postprocessing SW: SEMCAD, V1.8 Build 145

Hotspot-left/WCDMA1900/Mid/Area Scan (61x71x1): Measurement grid: dx=15mm, dy=15mm

Maximum value of SAR (interpolated) = 0.131 mW/g

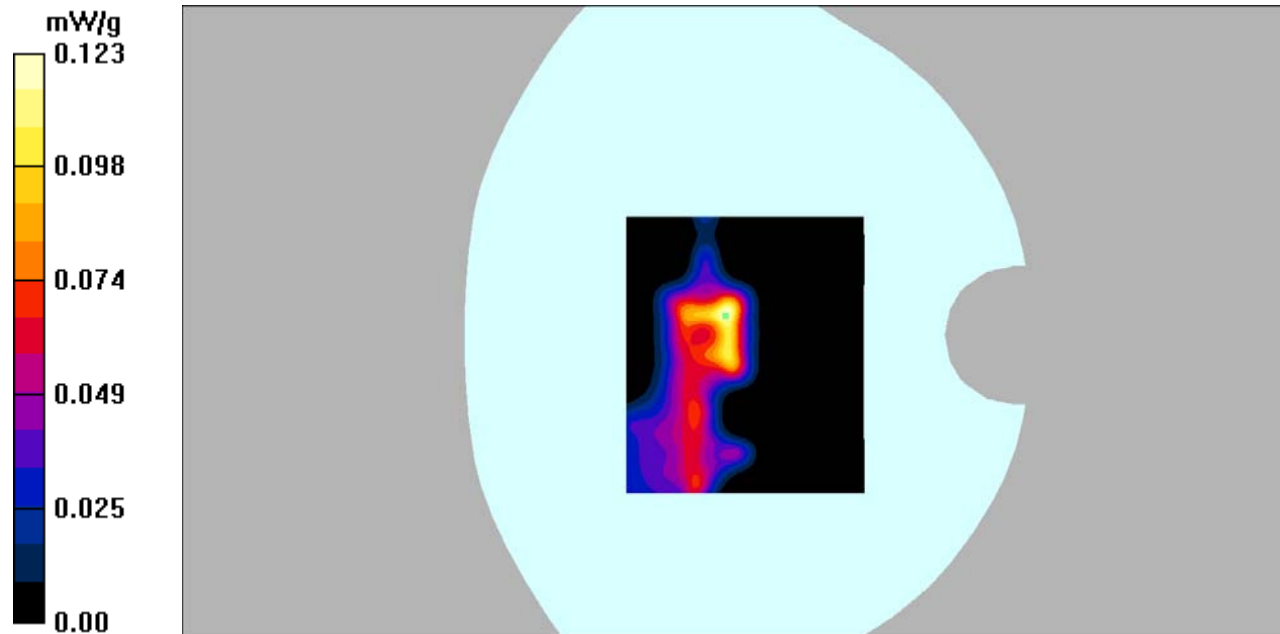
Hotspot-left/WCDMA1900/Mid/Zoom Scan (5x5x7)/Cube 0: Measurement grid: dx=8mm, dy=8mm, dz=5mm

Reference Value = 5.34 V/m; Power Drift = 0.017 dB

Peak SAR (extrapolated) = 0.217 W/kg

SAR(1 g) = 0.066 mW/g; SAR(10 g) = 0.031 mW/g

Maximum value of SAR (measured) = 0.123 mW/g



DUT: Mobile phone; Model: STUDIO G2 HD;

Communication System: 3G Bands; Frequency: 1880 MHz; Duty Cycle: 1:1

Medium parameters used: $f = 1880$ MHz; $\sigma = 1.55$ mho/m; $\epsilon_r = 51.49$; $\rho = 1000$ kg/m³

Phantom section: Flat Section

DASY4 Configuration:

- Probe: EX3DV4 – SN7382; ConvF(8.31, 8.31, 8.31); Calibrated: 26/10/2016
- Sensor-Surface: 4mm (Mechanical Surface Detection)
- Electronics: DAE – SN772; Calibrated: 25/10/2016
- Phantom: TWIN SAM; Type: Twin SAM V5.0; Serial: 1909
- Measurement SW: DASY4, V4.5 Build 19; Postprocessing SW: SEMCAD, V1.8 Build 145

Hotspot-right/WCDMA1900/Mid/Area Scan (61x71x1): Measurement grid: dx=15mm, dy=15mm

Maximum value of SAR (interpolated) = 0.071 mW/g

Hotspot-right/WCDMA1900/Mid/Zoom Scan (5x5x7)/Cube 0: Measurement grid: dx=8mm, dy=8mm,

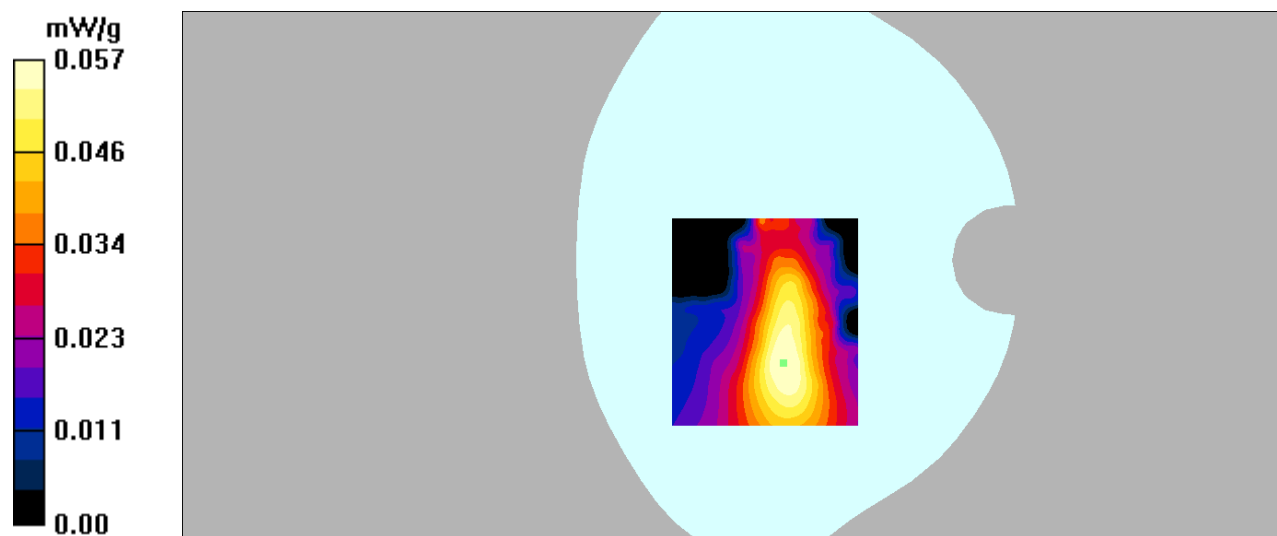
dz=5mm

Reference Value = 3.88 V/m; Power Drift = 0.057 dB

Peak SAR (extrapolated) = 0.107 W/kg

SAR(1 g) = 0.043 mW/g; SAR(10 g) = 0.028 mW/g

Maximum value of SAR (measured) = 0.057 mW/g



DUT: Mobile phone; Model: STUDIO G2 HD;

Communication System: 3G Bands; Frequency: 1880 MHz; Duty Cycle: 1:1

Medium parameters used: $f = 1880$ MHz; $\sigma = 1.55$ mho/m; $\epsilon_r = 51.49$; $\rho = 1000$ kg/m³

Phantom section: Flat Section

DASY4 Configuration:

- Probe: EX3DV4 – SN7382; ConvF(8.31, 8.31, 8.31); Calibrated: 26/10/2016
- Sensor-Surface: 4mm (Mechanical Surface Detection)
- Electronics: DAE – SN772; Calibrated: 25/10/2016
- Phantom: TWIN SAM; Type: Twin SAM V5.0; Serial: 1909
- Measurement SW: DASY4, V4.5 Build 19; Postprocessing SW: SEMCAD, V1.8 Build 145

Hotspot-Bottom/WCDMA1900/Mid/Area Scan (61x71x1): Measurement grid: dx=15mm, dy=15mm

Maximum value of SAR (interpolated) = 0.474 mW/g

Hotspot-Bottom/WCDMA1900/Mid/Zoom Scan (5x5x7)/Cube 0: Measurement grid: dx=8mm, dy=8mm,

dz=5mm

Reference Value = 9.61 V/m; Power Drift = 0.123 dB

Peak SAR (extrapolated) = 0.813 W/kg

SAR(1 g) = 0.381 mW/g; SAR(10 g) = 0.191 mW/g

Maximum value of SAR (measured) = 0.443 mW/g

