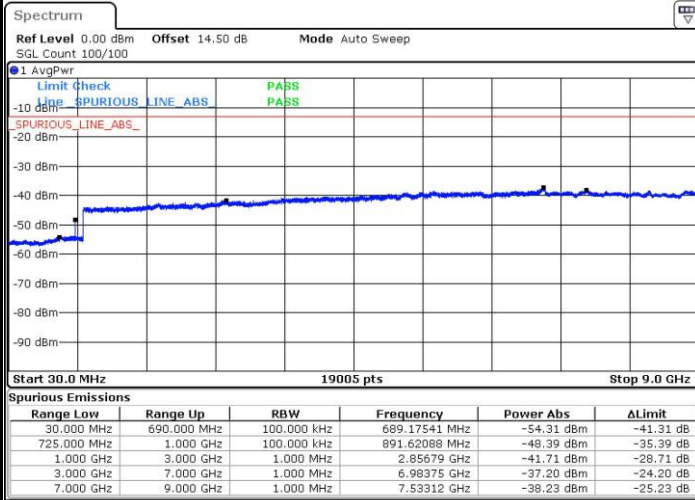




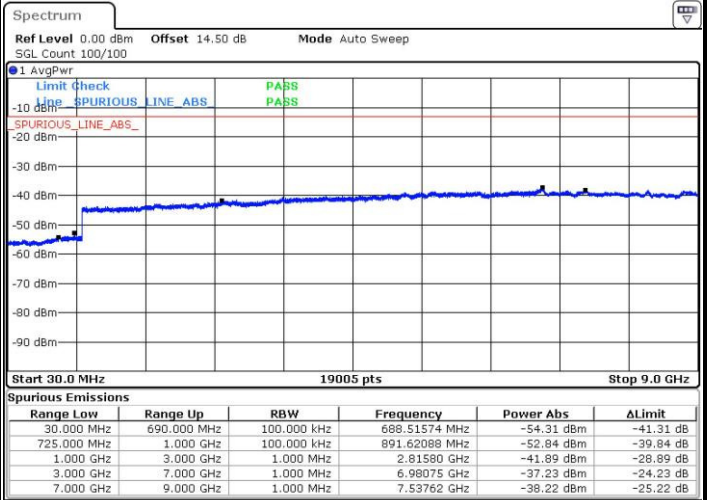
LTE Band 12 / 5MHz

Highest Channel / QPSK



Date: 4.MAY.2016 01:31:16

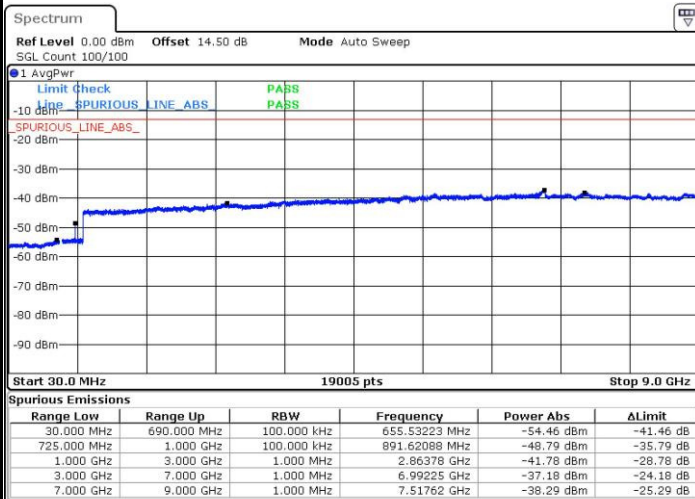
Highest Channel / 16QAM



Date: 4.MAY.2016 01:32:12

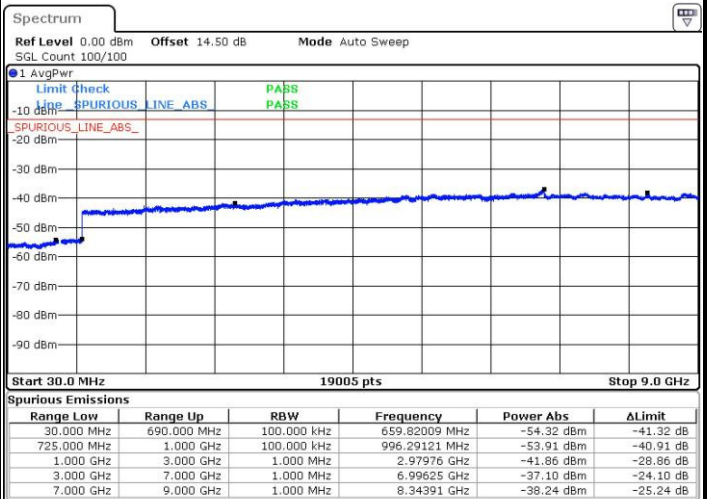
LTE Band 12 / 10MHz

Lowest Channel / QPSK



Date: 4.MAY.2016 01:41:59

Lowest Channel / 16QAM



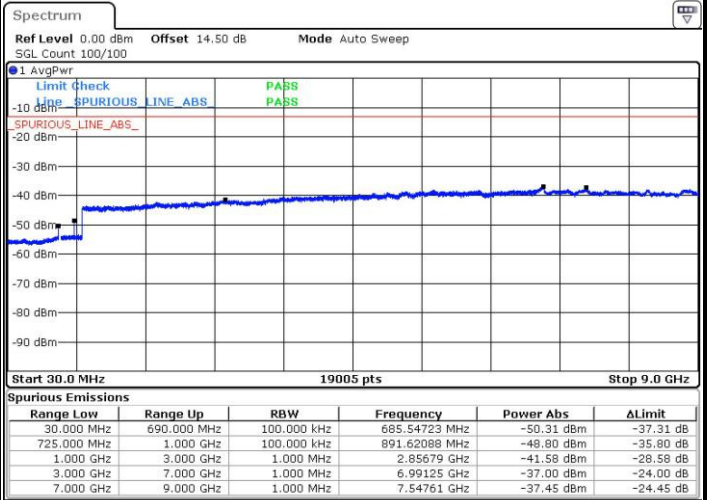
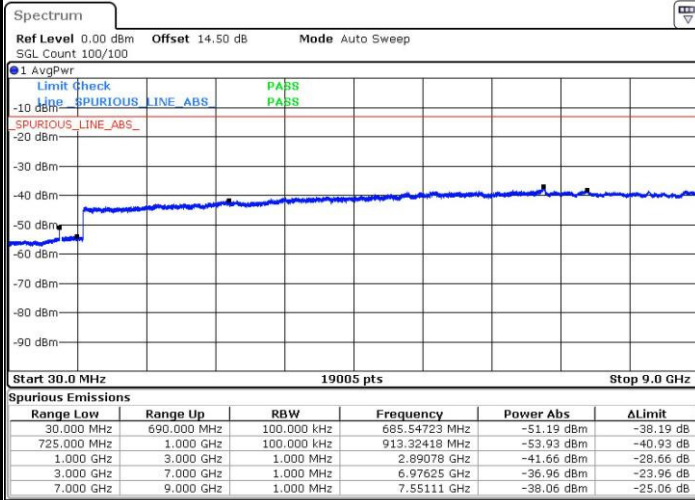
Date: 4.MAY.2016 02:00:56



LTE Band 12 / 10MHz

Middle Channel / QPSK

Middle Channel / 16QAM

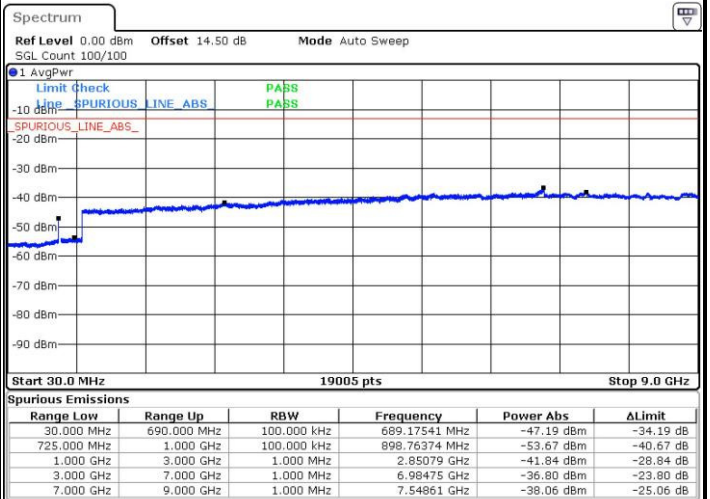
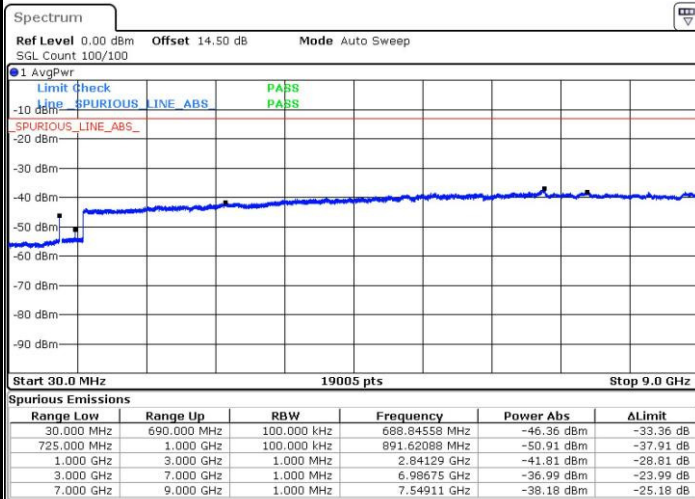


Date: 4.MAY.2016 02:01:40

Date: 4.MAY.2016 01:45:30

Highest Channel / QPSK

Highest Channel / 16QAM



Date: 4.MAY.2016 01:55:18

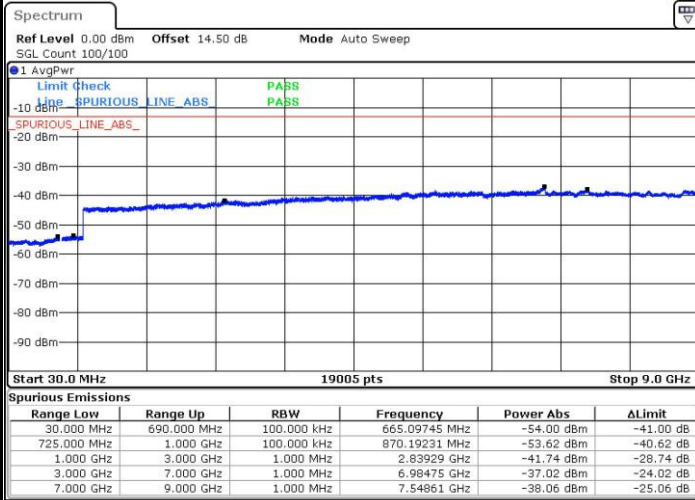
Date: 4.MAY.2016 02:03:04



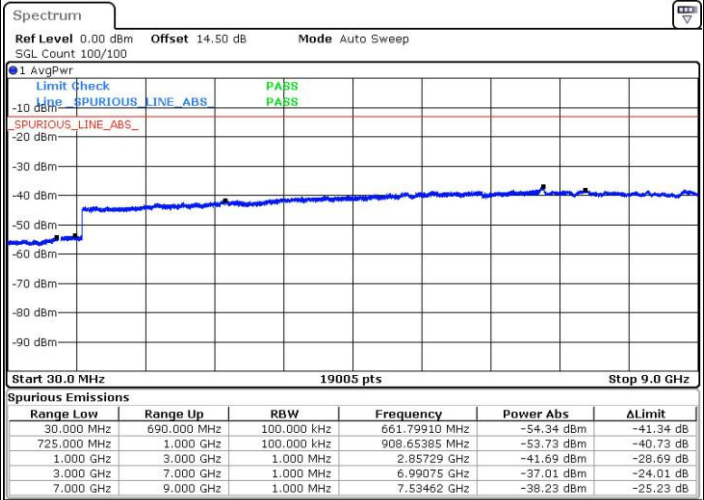
LTE Band 17 / 5MHz

Lowest Channel / QPSK

Lowest Channel / 16QAM



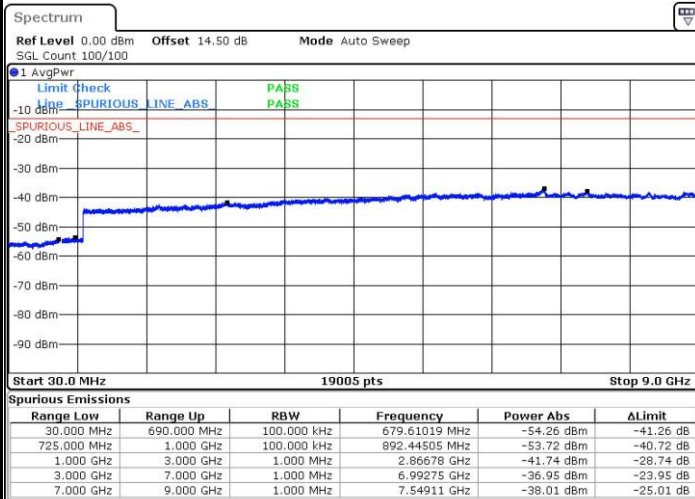
Date: 3.MAY.2016 19:45:16



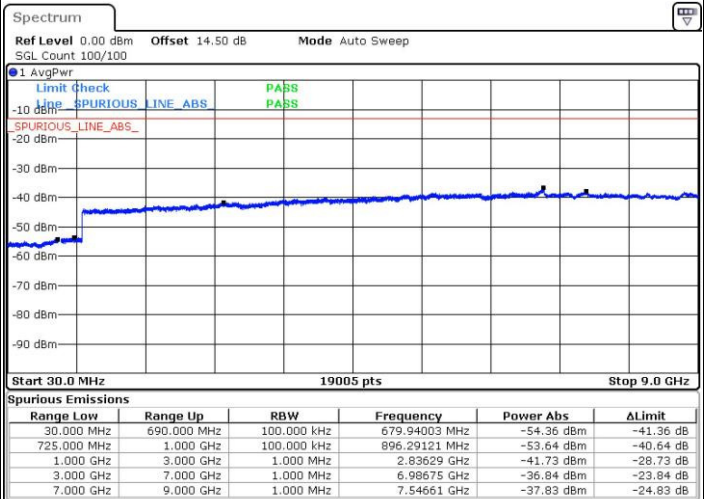
Date: 3.MAY.2016 19:46:13

Middle Channel / QPSK

Middle Channel / 16QAM



Date: 3.MAY.2016 19:47:53

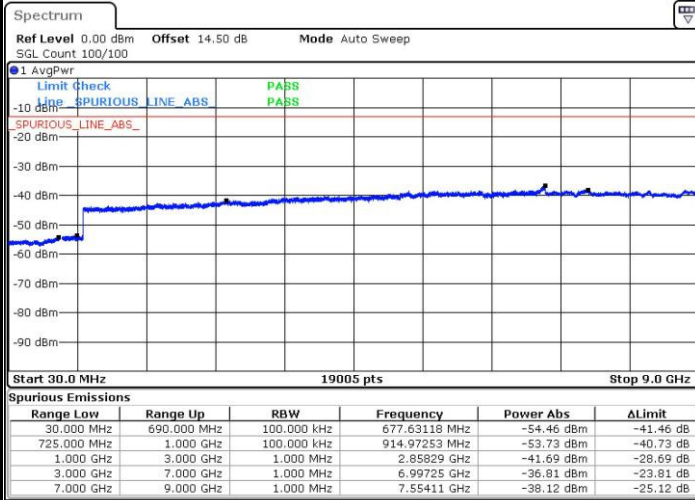


Date: 3.MAY.2016 19:48:50



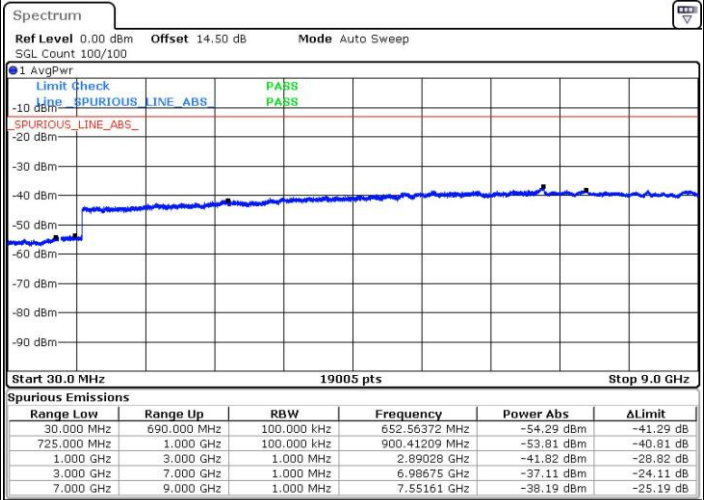
LTE Band 17 / 5MHz

Highest Channel / QPSK



Date: 3.MAY.2016 19:58:41

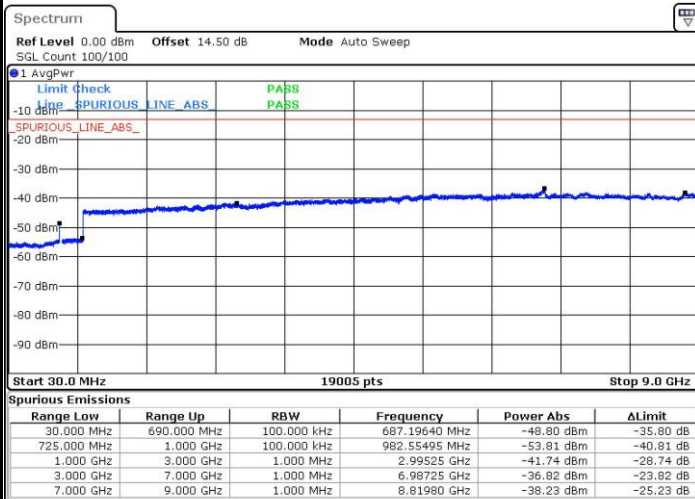
Highest Channel / 16QAM



Date: 3.MAY.2016 19:59:37

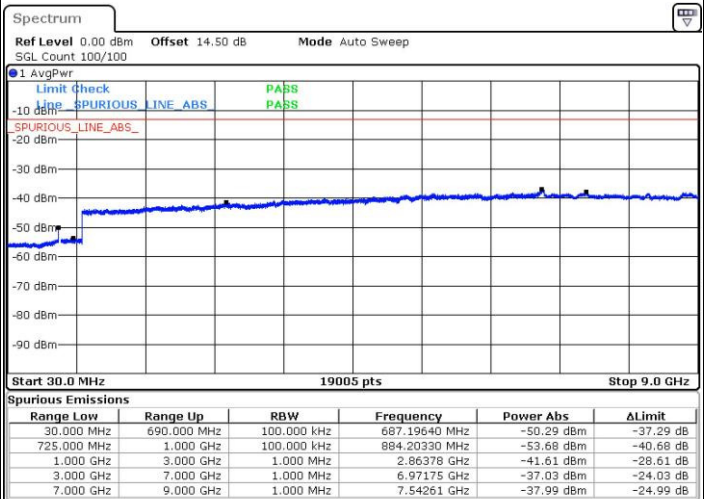
LTE Band 17 / 10MHz

Lowest Channel / QPSK



Date: 3.MAY.2016 20:09:28

Lowest Channel / 16QAM



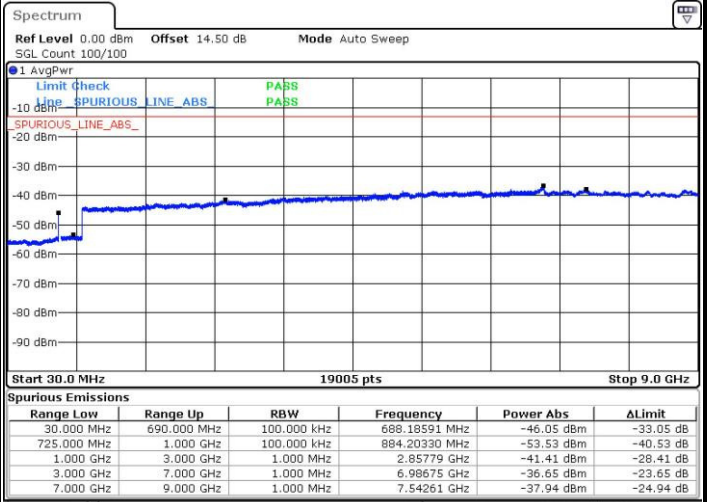
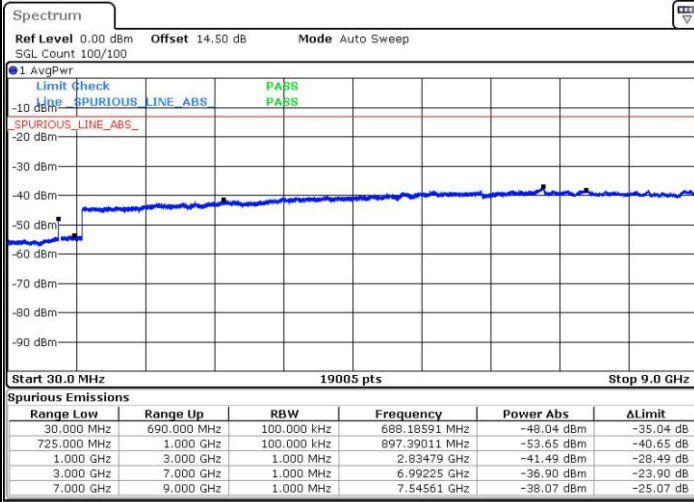
Date: 3.MAY.2016 20:10:25



LTE Band 17 / 10MHz

Middle Channel / QPSK

Middle Channel / 16QAM

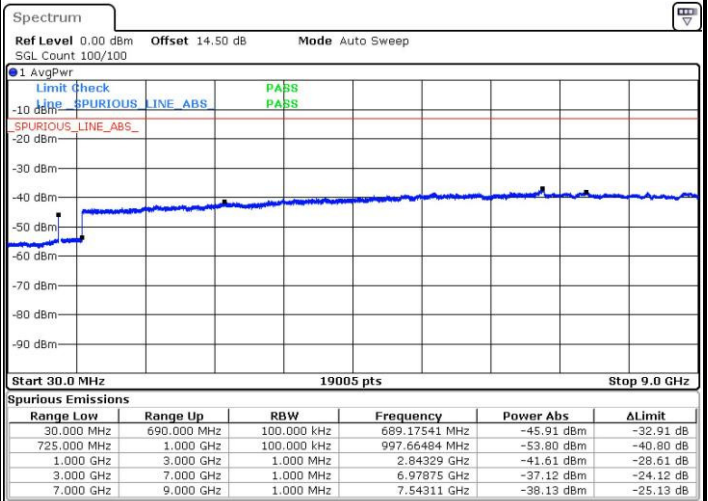
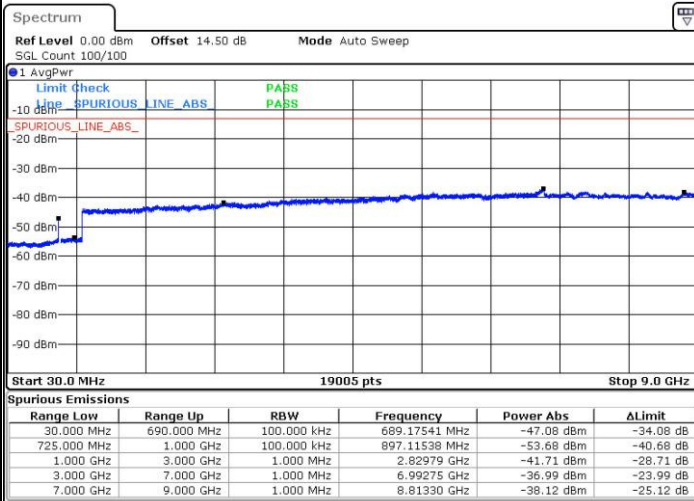


Date: 3.MAY.2016 20:12:05

Date: 3.MAY.2016 20:13:02

Highest Channel / QPSK

Highest Channel / 16QAM



Date: 3.MAY.2016 20:22:52

Date: 3.MAY.2016 20:32:09



Frequency Stability

Test Conditions		LTE Band 2 (QPSK) / Middle Channel	Limit
Temperature (°C)	Voltage (Volt)	BW 10MHz	Note 2.
		Deviation (ppm)	Result
50	Normal Voltage	0.0074	PASS
40	Normal Voltage	0.0048	
30	Normal Voltage	0.0027	
20(Ref.)	Normal Voltage	0.0000	
10	Normal Voltage	0.0011	
0	Normal Voltage	0.0021	
-10	Normal Voltage	0.0032	
-20	Normal Voltage	0.0005	
-30	Normal Voltage	0.0032	
20	Maximum Voltage	0.0064	
20	Normal Voltage	0.0000	
20	Battery End Point	0.0011	

Note:

1. Normal Voltage = 3.7V. ; Battery End Point (BEP) = 3.5 V. ; Maximum Voltage =4.2 V
2. Note: The frequency fundamental emissions stay within the authorized frequency block based on the frequency deviation measured is small.



Test Conditions		LTE Band 4 (QPSK) / Middle Channel	Limit
Temperature (°C)	Voltage (Volt)	BW 10MHz	Note 2.
		Deviation (ppm)	Result
50	Normal Voltage	0.0104	PASS
40	Normal Voltage	0.0058	
30	Normal Voltage	0.0023	
20(Ref.)	Normal Voltage	0.0000	
10	Normal Voltage	0.0017	
0	Normal Voltage	0.0035	
-10	Normal Voltage	0.0075	
-20	Normal Voltage	0.0046	
-30	Normal Voltage	0.0017	
20	Maximum Voltage	0.0063	
20	Normal Voltage	0.0000	
20	Battery End Point	0.0012	

Note:

1. Normal Voltage = 3.7V. ; Battery End Point (BEP) = 3.5 V. ; Maximum Voltage =4.2 V
2. Note: The frequency fundamental emissions stay within the authorized frequency block based on the frequency deviation measured is small.



Test Conditions		LTE Band 7 (QPSK) / Middle Channel	Limit
Temperature (°C)	Voltage (Volt)	BW 10MHz	Note 2.
		Deviation (ppm)	Result
50	Normal Voltage	0.0127	PASS
40	Normal Voltage	0.0052	
30	Normal Voltage	0.0023	
20(Ref.)	Normal Voltage	0.0000	
10	Normal Voltage	0.0058	
0	Normal Voltage	0.0179	
-10	Normal Voltage	0.0110	
-20	Normal Voltage	0.0081	
-30	Normal Voltage	0.0092	
20	Maximum Voltage	0.0035	
20	Normal Voltage	0.0000	
20	Battery End Point	0.0012	

Note:

1. Normal Voltage = 3.7V. ; Battery End Point (BEP) = 3.5 V. ; Maximum Voltage =4.2 V
2. Note: The frequency fundamental emissions stay within the authorized frequency block based on the frequency deviation measured is small.



Test Conditions		LTE Band 12 (QPSK) / Middle Channel	Limit
Temperature (°C)	Voltage (Volt)	BW 10MHz	Note 2.
		Deviation (ppm)	Result
50	Normal Voltage	0.0087	PASS
40	Normal Voltage	0.0063	
30	Normal Voltage	0.0017	
20(Ref.)	Normal Voltage	0.0000	
10	Normal Voltage	0.0017	
0	Normal Voltage	0.0087	
-10	Normal Voltage	0.0040	
-20	Normal Voltage	0.0017	
-30	Normal Voltage	0.0000	
20	Maximum Voltage	0.0035	
20	Normal Voltage	0.0000	
20	Battery End Point	0.0040	

Note:

1. Normal Voltage = 3.7V. ; Battery End Point (BEP) = 3.5V. ; Maximum Voltage =4.2 V
2. Note: The frequency fundamental emissions stay within the authorized frequency block based on the frequency deviation measured is small.



Test Conditions		LTE Band 17 (QPSK) / Middle Channel	Limit
Temperature (°C)	Voltage (Volt)	BW 10MHz	Note 2.
		Deviation (ppm)	Result
50	Normal Voltage	0.0115	PASS
40	Normal Voltage	0.0098	
30	Normal Voltage	0.0069	
20(Ref.)	Normal Voltage	0.0000	
10	Normal Voltage	0.0012	
0	Normal Voltage	0.0017	
-10	Normal Voltage	0.0006	
-20	Normal Voltage	0.0029	
-30	Normal Voltage	0.0052	
20	Maximum Voltage	0.0092	
20	Normal Voltage	0.0000	
20	Battery End Point	0.0035	

Note:

1. Normal Voltage = 3.7V. ; Battery End Point (BEP) = 3.5 V. ; Maximum Voltage =4.2 V
2. Note: The frequency fundamental emissions stay within the authorized frequency block based on the frequency deviation measured is small.



Appendix B. Test Results of Radiated Test

ERP/EIRP

LTE Band 2 / 1.4MHz (Average)							
Channel	Modulation	RB		Horizontal		Vertical	
		Size	Offset	EIRP(dBm)	EIRP(W)	EIRP(dBm)	EIRP(W)
Lowest	QPSK	3	0	23.49	0.2234	23.69	0.2339
Middle		3	3	23.40	0.2187	23.38	0.2176
Highest		3	0	23.31	0.2143	23.06	0.2023
Lowest	16QAM	1	3	22.26	0.1683	22.45	0.1758
Middle		1	3	22.19	0.1656	22.19	0.1656
Highest		1	3	22.00	0.1585	21.74	0.1493
Limit	EIRP < 2W			Result		PASS	

LTE Band 2 / 3MHz (Average)							
Channel	Modulation	RB		Horizontal		Vertical	
		Size	Offset	EIRP(dBm)	EIRP(W)	EIRP(dBm)	EIRP(W)
Lowest	QPSK	1	8	23.22	0.2099	23.47	0.2223
Middle		1	8	23.17	0.2076	23.18	0.2080
Highest		1	8	23.09	0.2037	22.83	0.1919
Lowest	16QAM	1	0	22.25	0.1679	22.48	0.1770
Middle		1	8	22.23	0.1672	22.22	0.1668
Highest		1	8	22.03	0.1596	21.78	0.1507
Limit	EIRP < 2W			Result		PASS	



LTE Band 2 / 5MHz (Average)							
Channel	Modulation	RB		Horizontal		Vertical	
		Size	Offset	EIRP(dBm)	EIRP(W)	EIRP(dBm)	EIRP(W)
Lowest	QPSK	1	0	23.33	0.2153	23.55	0.2265
Middle		1	12	23.27	0.2126	23.23	0.2104
Highest		1	0	23.10	0.2042	22.90	0.1950
Lowest	16QAM	1	0	22.33	0.1710	22.51	0.1782
Middle		1	12	22.30	0.1697	22.24	0.1676
Highest		1	0	22.13	0.1633	21.93	0.1560
Limit	EIRP < 2W			Result		PASS	

LTE Band 2 / 10MHz (Average)							
Channel	Modulation	RB		Horizontal		Vertical	
		Size	Offset	EIRP(dBm)	EIRP(W)	EIRP(dBm)	EIRP(W)
Lowest	QPSK	1	0	23.34	0.2158	23.56	0.2270
Middle		1	0	23.26	0.2117	23.18	0.2079
Highest		1	0	23.08	0.2032	22.93	0.1963
Lowest	16QAM	1	0	22.24	0.1675	22.43	0.1750
Middle		1	0	22.18	0.1653	22.11	0.1624
Highest		1	0	22.01	0.1589	21.86	0.1535
Limit	EIRP < 2W			Result		PASS	

LTE Band 2 / 15MHz (Average)							
Channel	Modulation	RB		Horizontal		Vertical	
		Size	Offset	EIRP(dBm)	EIRP(W)	EIRP(dBm)	EIRP(W)
Lowest	QPSK	1	0	23.34	0.2158	23.57	0.2275
Middle		1	37	23.12	0.2053	23.21	0.2096
Highest		1	37	23.17	0.2075	23.00	0.1995
Lowest	16QAM	1	37	22.37	0.1726	22.49	0.1774
Middle		1	0	22.25	0.1678	22.26	0.1683
Highest		1	37	22.03	0.1596	21.90	0.1549
Limit	EIRP < 2W			Result		PASS	



LTE Band 2 / 20MHz (Average)							
Channel	Modulation	RB		Horizontal		Vertical	
		Size	Offset	EIRP(dBm)	EIRP(W)	EIRP(dBm)	EIRP(W)
Lowest	QPSK	1	0	23.33	0.2153	23.58	0.2280
Middle		1	0	23.24	0.2109	23.29	0.2133
Highest		1	0	23.21	0.2094	23.20	0.2089
Lowest	16QAM	1	0	22.33	0.1710	22.55	0.1799
Middle		1	0	22.27	0.1686	22.31	0.1701
Highest		1	49	22.20	0.1660	22.22	0.1667
Limit	EIRP < 2W			Result		PASS	

LTE Band 4 / 1.4MHz (Average)							
Channel	Modulation	RB		Horizontal		Vertical	
		Size	Offset	EIRP(dBm)	EIRP(W)	EIRP(dBm)	EIRP(W)
Lowest	QPSK	3	0	22.08	0.1614	22.21	0.1663
Middle		3	0	22.52	0.1787	22.74	0.1879
Highest		3	1	22.99	0.1991	23.06	0.2023
Lowest	16QAM	1	3	20.67	0.1167	20.75	0.1189
Middle		1	3	21.13	0.1296	21.25	0.1334
Highest		3	0	21.40	0.1380	21.59	0.1442
Limit	EIRP < 1W			Result		PASS	

LTE Band 4 / 3MHz (Average)							
Channel	Modulation	RB		Horizontal		Vertical	
		Size	Offset	EIRP(dBm)	EIRP(W)	EIRP(dBm)	EIRP(W)
Lowest	QPSK	1	8	21.91	0.1552	22.07	0.1611
Middle		1	8	22.39	0.1732	22.51	0.1782
Highest		1	8	22.78	0.1897	22.88	0.1941
Lowest	16QAM	1	8	20.35	0.1084	20.44	0.1107
Middle		1	8	20.91	0.1234	21.07	0.1278
Highest		1	0	21.17	0.1309	21.31	0.1352
Limit	EIRP < 1W			Result		PASS	



LTE Band 4 / 5MHz (Average)							
Channel	Modulation	RB		Horizontal		Vertical	
		Size	Offset	EIRP(dBm)	EIRP(W)	EIRP(dBm)	EIRP(W)
Lowest	QPSK	1	12	22.07	0.1611	22.17	0.1648
Middle		1	0	22.45	0.1758	22.58	0.1812
Highest		1	12	22.81	0.1910	22.94	0.1968
Lowest	16QAM	1	12	20.49	0.1119	20.58	0.1143
Middle		1	0	20.97	0.1251	21.09	0.1286
Highest		1	0	21.20	0.1318	21.39	0.1377
Limit	EIRP < 1W			Result		PASS	

LTE Band 4/ 10MHz (Average)							
Channel	Modulation	RB		Horizontal		Vertical	
		Size	Offset	EIRP(dBm)	EIRP(W)	EIRP(dBm)	EIRP(W)
Lowest	QPSK	1	0	22.20	0.1660	22.28	0.1690
Middle		1	0	22.62	0.1828	22.75	0.1882
Highest		1	49	22.84	0.1923	22.97	0.1982
Lowest	16QAM	1	0	20.68	0.1169	20.76	0.1191
Middle		1	0	21.10	0.1290	21.19	0.1315
Highest		1	49	21.31	0.1352	21.46	0.1400
Limit	EIRP < 1W			Result		PASS	

LTE Band 4 / 15MHz (Average)							
Channel	Modulation	RB		Horizontal		Vertical	
		Size	Offset	EIRP(dBm)	EIRP(W)	EIRP(dBm)	EIRP(W)
Lowest	QPSK	1	0	22.12	0.1629	22.20	0.1660
Middle		1	0	22.46	0.1762	22.60	0.1819
Highest		1	74	22.75	0.1884	22.86	0.1932
Lowest	16QAM	1	0	20.69	0.1172	20.76	0.1191
Middle		1	0	20.99	0.1256	21.09	0.1285
Highest		1	37	21.17	0.1309	21.24	0.1330
Limit	EIRP < 1W			Result		PASS	



LTE Band 4 / 20MHz (Average)							
Channel	Modulation	RB		Horizontal		Vertical	
		Size	Offset	EIRP(dBm)	EIRP(W)	EIRP(dBm)	EIRP(W)
Lowest	QPSK	1	0	21.72	0.1486	21.78	0.1507
Middle		1	0	21.99	0.1582	22.03	0.1596
Highest		1	0	22.26	0.1683	22.34	0.1714
Lowest	16QAM	1	49	20.88	0.1225	21.00	0.1259
Middle		1	0	21.12	0.1293	21.20	0.1318
Highest		1	99	21.30	0.1349	21.45	0.1396
Limit	EIRP < 1W			Result		PASS	

LTE Band 7 / 5MHz (Average)							
Channel	Modulation	RB		Horizontal		Vertical	
		Size	Offset	EIRP(dBm)	EIRP(W)	EIRP(dBm)	EIRP(W)
Lowest	QPSK	1	12	19.21	0.0834	19.77	0.0948
Middle		1	12	19.62	0.0916	19.53	0.0898
Highest		1	12	19.37	0.0865	18.90	0.0776
Lowest	16QAM	1	12	18.93	0.0782	19.17	0.0826
Middle		1	12	18.78	0.0754	18.83	0.0764
Highest		1	12	17.97	0.0627	18.23	0.0665
Limit	EIRP < 2W			Result		PASS	

LTE Band 7 / 10MHz (Average)							
Channel	Modulation	RB		Horizontal		Vertical	
		Size	Offset	EIRP(dBm)	EIRP(W)	EIRP(dBm)	EIRP(W)
Lowest	QPSK	1	49	19.08	0.0809	19.75	0.0944
Middle		1	0	19.59	0.0909	19.35	0.0862
Highest		1	49	19.49	0.0889	18.99	0.0793
Lowest	16QAM	1	49	18.72	0.0745	19.02	0.0798
Middle		1	0	18.76	0.0752	18.77	0.0754
Highest		1	0	18.09	0.0644	18.21	0.0662
Limit	EIRP < 2W			Result		PASS	



LTE Band 7 / 15MHz (Average)							
Channel	Modulation	RB		Horizontal		Vertical	
		Size	Offset	EIRP(dBm)	EIRP(W)	EIRP(dBm)	EIRP(W)
Lowest	QPSK	1	74	19.12	0.0817	19.58	0.0908
Middle		1	37	19.55	0.0902	19.41	0.0873
Highest		1	74	19.33	0.0857	18.87	0.0771
Lowest	16QAM	1	37	18.60	0.0724	18.87	0.0771
Middle		1	37	18.67	0.0736	18.72	0.0744
Highest		1	74	17.92	0.0619	18.13	0.0650
Limit	EIRP < 2W			Result		PASS	

LTE Band 7 / 20MHz (Average)							
Channel	Modulation	RB		Horizontal		Vertical	
		Size	Offset	EIRP(dBm)	EIRP(W)	EIRP(dBm)	EIRP(W)
Lowest	QPSK	1	99	19.20	0.0832	19.39	0.0869
Middle		1	99	19.59	0.0910	19.21	0.0834
Highest		1	99	19.37	0.0865	18.27	0.0671
Lowest	16QAM	1	99	18.62	0.0728	18.85	0.0767
Middle		1	0	18.77	0.0754	18.74	0.0749
Highest		1	49	18.20	0.0661	18.27	0.0671
Limit	EIRP < 2W			Result		PASS	

LTE Band 12 / 1.4MHz (Average)							
Channel	Modulation	RB		Horizontal		Vertical	
		Size	Offset	ERP(dBm)	ERP(W)	ERP(dBm)	ERP(W)
Lowest	QPSK	3	0	16.90	0.0490	5.73	0.0037
Middle		3	0	17.26	0.0532	5.94	0.0039
Highest		3	0	17.71	0.0590	6.32	0.0043
Lowest	16QAM	1	3	15.95	0.0394	5.25	0.0033
Middle		1	3	16.46	0.0442	5.49	0.0035
Highest		1	3	16.54	0.0451	5.71	0.0037
Limit	ERP < 3W			Result		PASS	



LTE Band 12 / 3MHz (Average)							
Channel	Modulation	RB		Horizontal		Vertical	
		Size	Offset	ERP(dBm)	ERP(W)	ERP(dBm)	ERP(W)
Lowest	QPSK	1	8	16.82	0.0481	5.41	0.0035
Middle		1	8	16.99	0.0500	5.59	0.0036
Highest		1	0	17.45	0.0556	5.94	0.0039
Lowest	16QAM	1	8	16.03	0.0401	5.27	0.0034
Middle		1	8	16.53	0.0449	5.73	0.0037
Highest		1	8	16.55	0.0452	5.72	0.0037
Limit	ERP < 3W			Result		PASS	

LTE Band 12 / 5MHz (Average)							
Channel	Modulation	RB		Horizontal		Vertical	
		Size	Offset	ERP(dBm)	ERP(W)	ERP(dBm)	ERP(W)
Lowest	QPSK	1	12	16.91	0.0491	5.36	0.0034
Middle		1	12	17.11	0.0514	5.54	0.0036
Highest		1	0	17.46	0.0557	5.85	0.0038
Lowest	16QAM	1	12	16.02	0.0400	5.24	0.0033
Middle		1	12	16.50	0.0447	5.68	0.0037
Highest		1	0	16.48	0.0445	5.63	0.0037
Limit	ERP < 3W			Result		PASS	

LTE Band 12 / 10MHz (Average)							
Channel	Modulation	RB		Horizontal		Vertical	
		Size	Offset	ERP(dBm)	ERP(W)	ERP(dBm)	ERP(W)
Lowest	QPSK	1	25	16.70	0.0468	5.13	0.0033
Middle		1	25	16.99	0.0500	5.10	0.0032
Highest		1	25	17.13	0.0516	5.52	0.0036
Lowest	16QAM	1	25	16.01	0.0399	5.31	0.0034
Middle		1	25	16.23	0.0420	5.32	0.0034
Highest		1	0	16.53	0.0450	5.74	0.0037
Limit	ERP < 3W			Result		PASS	



LTE Band 17 / 5MHz (Average)							
Channel	Modulation	RB		Horizontal		Vertical	
		Size	Offset	ERP(dBm)	ERP(W)	ERP(dBm)	ERP(W)
Lowest	QPSK	1	12	17.09	0.0512	5.86	0.0039
Middle		1	0	17.16	0.0520	5.93	0.0039
Highest		1	0	17.38	0.0547	6.03	0.0040
Lowest	16QAM	1	12	16.49	0.0446	5.70	0.0037
Middle		1	0	16.51	0.0448	5.77	0.0038
Highest		1	0	16.42	0.0439	5.60	0.0036
Limit	ERP < 3W			Result		PASS	

LTE Band 17 / 10MHz (Average)							
Channel	Modulation	RB		Horizontal		Vertical	
		Size	Offset	ERP(dBm)	ERP(W)	ERP(dBm)	ERP(W)
Lowest	QPSK	1	0	17.04	0.0506	5.72	0.0037
Middle		1	0	17.05	0.0507	5.73	0.0037
Highest		1	0	17.10	0.0513	5.88	0.0039
Lowest	16QAM	1	25	16.39	0.0436	5.53	0.0036
Middle		1	0	16.46	0.0443	5.60	0.0036
Highest		1	0	16.58	0.0455	5.81	0.0038
Limit	ERP < 3W			Result		PASS	



Radiated Spurious Emission

LTE Band 2 / 1.4MHz / QPSK / RB Size 1 Offset 0									
Channel	Frequency (MHz)	EIRP (dBm)	Limit (dBm)	Over Limit (dB)	SPA Reading (dBm)	S.G. Power (dBm)	TX Cable loss (dB)	TX Antenna Gain (dBi)	Polarization (H/V)
Lowest	3700.32	-42.73	-13	-29.73	-56.28	-48.77	6.56	12.60	H
	5550.48	-26.06	-13	-13.06	-44.66	-31.16	8	13.10	H
	7400.64	-47.11	-13	-34.11	-65.85	-48.84	9.57	11.30	H
	3700.32	-42.64	-13	-29.64	-55.99	-48.68	6.56	12.6	V
	5550.48	-25.05	-13	-12.05	-44.12	-30.15	8	13.1	V
	7400.64	-48.45	-13	-35.45	-66.85	-50.18	9.57	11.3	V
Middle	3758.92	-45.20	-13	-32.20	-58.75	-51.24	6.56	12.60	H
	5638.38	-29.20	-13	-16.20	-47.83	-34.30	8	13.10	H
	7517.84	-46.19	-13	-33.19	-64.93	-47.92	9.57	11.30	H
	3758.92	-42.17	-13	-29.17	-55.52	-48.21	6.56	12.6	V
	5638.38	-26.96	-13	-13.96	-46.44	-32.06	8	13.1	V
	7517.84	-48.77	-13	-35.77	-67.17	-50.50	9.57	11.3	V
Highest	3817.52	-46.59	-13	-33.59	-60.14	-52.63	6.56	12.60	H
	5726.28	-30.25	-13	-17.25	-48.67	-35.35	8	13.10	H
	7635.04	-45.30	-13	-32.30	-64.04	-47.03	9.57	11.30	H
	3817.52	-46.06	-13	-33.06	-59.41	-52.10	6.56	12.6	V
	5726.28	-27.21	-13	-14.21	-46.89	-32.31	8	13.1	V
	7635.04	-48.03	-13	-35.03	-66.43	-49.76	9.57	11.3	V

Remark: Spurious emissions within 30-1000MHz were found more than 20dB below limit line.



LTE Band 2 / 3MHz / QPSK / RB Size 1 Offset 0									
Channel	Frequency (MHz)	EIRP (dBm)	Limit (dBm)	Over Limit (dB)	SPA Reading (dBm)	S.G. Power (dBm)	TX Cable loss (dB)	TX Antenna Gain (dBi)	Polarization (H/V)
Lowest	3700.48	-43.02	-13	-30.02	-56.57	-49.06	6.56	12.60	H
	5550.72	-26.09	-13	-13.09	-44.69	-31.19	8	13.10	H
	7400.96	-48.69	-13	-35.69	-67.43	-50.42	9.57	11.30	H
	3700.48	-42.68	-13	-29.68	-56.03	-48.72	6.56	12.6	V
	5550.72	-24.21	-13	-11.21	-43.50	-29.31	8	13.1	V
	7400.96	-49.76	-13	-36.76	-68.16	-51.49	9.57	11.3	V
Middle	3757.48	-44.32	-13	-31.32	-57.87	-50.36	6.56	12.60	H
	5636.22	-30.24	-13	-17.24	-48.66	-35.34	8	13.10	H
	7514.96	-47.58	-13	-34.58	-66.32	-49.31	9.57	11.30	H
	3757.48	-43.06	-13	-30.06	-56.41	-49.10	6.56	12.6	V
	5636.22	-25.73	-13	-12.73	-44.92	-30.83	8	13.1	V
	7514.96	-48.52	-13	-35.52	-66.92	-50.25	9.57	11.3	V
Highest	3814.48	-46.62	-13	-33.62	-60.17	-52.66	6.56	12.60	H
	5721.72	-29.16	-13	-16.16	-47.80	-34.26	8	13.10	H
	7628.96	-46.38	-13	-33.38	-65.12	-48.11	9.57	11.30	H
	3814.48	-46.24	-13	-33.24	-59.59	-52.28	6.56	12.6	V
	5721.72	-26.62	-13	-13.62	-46.01	-31.72	8	13.1	V
	7628.96	-48.26	-13	-35.26	-66.66	-49.99	9.57	11.3	V

Remark: Spurious emissions within 30-1000MHz were found more than 20dB below limit line.



LTE Band 2 / 5MHz / QPSK / RB Size 1 Offset 0									
Channel	Frequency (MHz)	EIRP (dBm)	Limit (dBm)	Over Limit (dB)	SPA Reading (dBm)	S.G. Power (dBm)	TX Cable loss (dB)	TX Antenna Gain (dBi)	Polarization (H/V)
Lowest	3700.68	-43.24	-13	-30.24	-56.79	-49.28	6.56	12.60	H
	5551.02	-26.80	-13	-13.80	-45.62	-31.90	8	13.10	H
	7401.36	-45.88	-13	-32.88	-64.62	-47.61	9.57	11.30	H
	3700.68	-44.47	-13	-31.47	-57.82	-50.51	6.56	12.6	V
	5551.02	-26.82	-13	-13.82	-46.26	-31.92	8	13.1	V
	7401.36	-49.68	-13	-36.68	-68.08	-51.41	9.57	11.3	V
Middle	3755.68	-44.66	-13	-31.66	-58.21	-50.70	6.56	12.60	H
	5633.52	-30.90	-13	-17.90	-49.32	-36.00	8	13.10	H
	7511.36	-48.45	-13	-35.45	-67.19	-50.18	9.57	11.30	H
	3755.68	-45.07	-13	-32.07	-58.42	-51.11	6.56	12.6	V
	5633.52	-26.23	-13	-13.23	-45.52	-31.33	8	13.1	V
	7511.36	-49.08	-13	-36.08	-67.48	-50.81	9.57	11.3	V
Highest	3810.68	-45.41	-13	-32.41	-58.96	-51.45	6.56	12.60	H
	5716.02	-28.11	-13	-15.11	-46.88	-33.21	8	13.10	H
	7621.36	-46.43	-13	-33.43	-65.17	-48.16	9.57	11.30	H
	3810.68	-44.32	-13	-31.32	-57.67	-50.36	6.56	12.6	V
	5716.02	-27.09	-13	-14.09	-46.67	-32.19	8	13.1	V
	7621.36	-48.02	-13	-35.02	-66.42	-49.75	9.57	11.3	V

Remark: Spurious emissions within 30-1000MHz were found more than 20dB below limit line.



LTE Band 2 / 10MHz / QPSK / RB Size 1 Offset 0									
Channel	Frequency (MHz)	EIRP (dBm)	Limit (dBm)	Over Limit (dB)	SPA Reading (dBm)	S.G. Power (dBm)	TX Cable loss (dB)	TX Antenna Gain (dBi)	Polarization (H/V)
Lowest	3701.18	-43.13	-13	-30.13	-56.68	-49.17	6.56	12.60	H
	5551.77	-25.74	-13	-12.74	-44.32	-30.84	8	13.10	H
	7402.36	-48.09	-13	-35.09	-66.83	-49.82	9.57	11.30	H
	3701.18	-42.91	-13	-29.91	-56.26	-48.95	6.56	12.6	V
	5551.77	-26.28	-13	-13.28	-45.58	-31.38	8	13.1	V
	7402.36	-49.84	-13	-36.84	-68.24	-51.57	9.57	11.3	V
Middle	3751.18	-44.26	-13	-31.26	-57.81	-50.30	6.56	12.60	H
	5626.77	-29.47	-13	-16.47	-48.03	-34.57	8	13.10	H
	7502.36	-46.19	-13	-33.19	-64.93	-47.92	9.57	11.30	H
	3751.18	-42.56	-13	-29.56	-55.91	-48.60	6.56	12.6	V
	5626.77	-26.03	-13	-13.03	-45.27	-31.13	8	13.1	V
	7502.36	-49.79	-13	-36.79	-68.19	-51.52	9.57	11.3	V
Highest	3801.18	-43.49	-13	-30.49	-57.04	-49.53	6.56	12.60	H
	5701.77	-29.18	-13	-16.18	-47.82	-34.28	8	13.10	H
	7602.36	-45.59	-13	-32.59	-64.33	-47.32	9.57	11.30	H
	3801.18	-42.34	-13	-29.34	-55.69	-48.38	6.56	12.6	V
	5701.77	-26.88	-13	-13.88	-46.33	-31.98	8	13.1	V
	7602.36	-47.95	-13	-34.95	-66.35	-49.68	9.57	11.3	V

Remark: Spurious emissions within 30-1000MHz were found more than 20dB below limit line.



LTE Band 2 / 15MHz / QPSK / RB Size 1 Offset 0									
Channel	Frequency (MHz)	EIRP (dBm)	Limit (dBm)	Over Limit (dB)	SPA Reading (dBm)	S.G. Power (dBm)	TX Cable loss (dB)	TX Antenna Gain (dBi)	Polarization (H/V)
Lowest	3701.68	-43.25	-13	-30.25	-56.80	-49.29	6.56	12.60	H
	5552.52	-25.66	-13	-12.66	-44.24	-30.76	8	13.10	H
	7403.36	-45.06	-13	-32.06	-63.80	-46.79	9.57	11.30	H
	3701.68	-42.59	-13	-29.59	-55.94	-48.63	6.56	12.6	V
	5552.52	-26.48	-13	-13.48	-45.84	-31.58	8	13.1	V
	7403.36	-49.36	-13	-36.36	-67.76	-51.09	9.57	11.3	V
Middle	3746.68	-43.27	-13	-30.27	-56.82	-49.31	6.56	12.60	H
	5620.02	-30.22	-13	-17.22	-48.64	-35.32	8	13.10	H
	7493.36	-46.86	-13	-33.86	-65.60	-48.59	9.57	11.30	H
	3746.68	-42.28	-13	-29.28	-55.63	-48.32	6.56	12.6	V
	5620.02	-26.72	-13	-13.72	-46.13	-31.82	8	13.1	V
	7493.36	-48.91	-13	-35.91	-67.31	-50.64	9.57	11.3	V
Highest	3791.68	-43.37	-13	-30.37	-56.92	-49.41	6.56	12.60	H
	5687.52	-32.03	-13	-19.03	-49.80	-37.13	8	13.10	H
	7583.36	-47.50	-13	-34.50	-66.24	-49.23	9.57	11.30	H
	3791.68	-42.73	-13	-29.73	-56.08	-48.77	6.56	12.6	V
	5687.52	-27.67	-13	-14.67	-47.78	-32.77	8	13.1	V
	7583.36	-47.73	-13	-34.73	-66.13	-49.46	9.57	11.3	V

Remark: Spurious emissions within 30-1000MHz were found more than 20dB below limit line.



LTE Band 2 / 20MHz / QPSK / RB Size 1 Offset 0									
Channel	Frequency (MHz)	EIRP (dBm)	Limit (dBm)	Over Limit (dB)	SPA Reading (dBm)	S.G. Power (dBm)	TX Cable loss (dB)	TX Antenna Gain (dBi)	Polarization (H/V)
Lowest	3702.18	-41.59	-13	-28.59	-55.19	-47.63	6.56	12.60	H
	5553.27	-27.32	-13	-14.32	-46.17	-32.42	8	13.10	H
	7404.36	-49.68	-13	-36.68	-68.42	-51.41	9.57	11.30	H
	3702.18	-42.77	-13	-29.77	-56.12	-48.81	6.56	12.6	V
	5553.27	-24.51	-13	-11.51	-43.71	-29.61	8	13.1	V
	7404.36	-49.92	-13	-36.92	-68.32	-51.65	9.57	11.3	V
Middle	3742.18	-42.25	-13	-29.25	-55.80	-48.29	6.56	12.60	H
	5613.27	-29.16	-13	-16.16	-47.80	-34.26	8	13.10	H
	7484.36	-44.55	-13	-31.55	-63.29	-46.28	9.57	11.30	H
	3742.18	-44.45	-13	-31.45	-57.80	-50.49	6.56	12.6	V
	5613.27	-25.74	-13	-12.74	-44.93	-30.84	8	13.1	V
	7484.36	-46.78	-13	-33.78	-65.18	-48.51	9.57	11.3	V
Highest	3782.18	-44.90	-13	-31.90	-58.45	-50.94	6.56	12.60	H
	5673.27	-30.92	-13	-17.92	-49.34	-36.02	8	13.10	H
	7564.36	-46.77	-13	-33.77	-65.51	-48.50	9.57	11.30	H
	3782.18	-46.81	-13	-33.81	-60.16	-52.85	6.56	12.6	V
	5673.27	-27.29	-13	-14.29	-47.05	-32.39	8	13.1	V
	7564.36	-47.64	-13	-34.64	-66.04	-49.37	9.57	11.3	V

Remark: Spurious emissions within 30-1000MHz were found more than 20dB below limit line.



LTE Band 4 / 1.4MHz / QPSK / RB Size 1 Offset 0									
Channel	Frequency (MHz)	EIRP (dBm)	Limit (dBm)	Over Limit (dB)	SPA Reading (dBm)	S.G. Power (dBm)	TX Cable loss (dB)	TX Antenna Gain (dBi)	Polarization (H/V)
Lowest	3420.32	-41.68	-13	-28.68	-56.43	-48.10	6.18	12.60	H
	5130.48	-34.11	-13	-21.11	-53.44	-39.07	7.74	12.70	H
	6840.64	-49.25	-13	-36.25	-68.06	-51.95	9	11.70	H
	8550	-39.01	-13	-26.01	-61.61	-40.93	9.98	11.90	H
	3420.32	-43.76	-13	-30.76	-56.16	-50.18	6.18	12.60	V
	5130.48	-33.15	-13	-20.15	-50.87	-38.11	7.74	12.70	V
	6840.64	-51.60	-13	-38.60	-68.31	-54.30	9	11.70	V
	8550	-38.70	-13	-25.70	-59.29	-40.62	9.98	11.90	V
Middle	3463.74	-41.00	-13	-28.00	-55.75	-47.42	6.18	12.60	H
	5195.61	-34.48	-13	-21.48	-53.74	-39.44	7.74	12.70	H
	6927.48	-48.44	-13	-35.44	-67.25	-51.14	9	11.70	H
	8660	-39.81	-13	-26.81	-62.41	-41.73	9.98	11.90	H
	3463.74	-47.43	-13	-34.43	-58.38	-53.85	6.18	12.60	V
	5195.61	-33.61	-13	-20.61	-51.2	-38.57	7.74	12.70	V
	6927.48	-49.32	-13	-36.32	-66.03	-52.02	9	11.70	V
	8660	-41.60	-13	-28.60	-61.66	-43.52	9.98	11.90	V
Highest	3507.52	-40.62	-13	-27.62	-55.37	-47.04	6.18	12.60	H
	5261.28	-29.31	-13	-16.31	-49.65	-34.27	7.74	12.70	H
	7015.04	-48.58	-13	-35.58	-67.39	-51.28	9	11.70	H
	8768	-41.08	-13	-28.08	-63.68	-43.00	9.98	11.90	H
	3507.52	-44.00	-13	-31.00	-56.32	-50.42	6.18	12.60	V
	5261.28	-31.49	-13	-18.49	-49.54	-36.45	7.74	12.70	V
	7015.04	-50.63	-13	-37.63	-67.34	-53.33	9	11.70	V
	8768	-42.31	-13	-29.31	-62.37	-44.23	9.98	11.90	V

Remark: Spurious emissions within 30-1000MHz were found more than 20dB below limit line.



LTE Band 4 / 3MHz / QPSK / RB Size 1 Offset 0									
Channel	Frequency (MHz)	EIRP (dBm)	Limit (dBm)	Over Limit (dB)	SPA Reading (dBm)	S.G. Power (dBm)	TX Cable loss (dB)	TX Antenna Gain (dBi)	Polarization (H/V)
Lowest	3420.48	-42.47	-13	-29.47	-57.22	-48.89	6.18	12.60	H
	5130.72	-32.46	-13	-19.46	-52.20	-37.42	7.74	12.70	H
	6840.96	-47.66	-13	-34.66	-66.47	-50.36	9	11.70	H
	8551.2	-38.14	-13	-25.14	-60.74	-40.06	9.98	11.90	H
	3420.48	-48.72	-13	-35.72	-59.67	-55.14	6.18	12.60	V
	5130.72	-39.01	-13	-26.01	-55.14	-43.97	7.74	12.70	V
	6840.96	-49.20	-13	-36.20	-65.91	-51.90	9	11.70	V
	8551.2	-43.78	-13	-30.78	-63.84	-45.70	9.98	11.90	V
Middle	3462.48	-41.07	-13	-28.07	-55.82	-47.49	6.18	12.60	H
	5193.72	-34.07	-13	-21.07	-53.41	-39.03	7.74	12.70	H
	6924.96	-49.16	-13	-36.16	-67.97	-51.86	9	11.70	H
	8656.2	-41.21	-13	-28.21	-63.81	-43.13	9.98	11.90	H
	3462.48	-43.35	-13	-30.35	-55.88	-49.77	6.18	12.60	V
	5193.72	-35.73	-13	-22.73	-53.06	-40.69	7.74	12.70	V
	6924.96	-50.76	-13	-37.76	-67.47	-53.46	9	11.70	V
	8656.2	-40.91	-13	-27.91	-60.97	-42.83	9.98	11.90	V
Highest	3504.48	-41.22	-13	-28.22	-55.97	-47.64	6.18	12.60	H
	5256.72	-31.14	-13	-18.14	-51.22	-36.10	7.74	12.70	H
	7008.96	-48.84	-13	-35.84	-67.65	-51.54	9	11.70	H
	8761.2	-40.49	-13	-27.49	-63.09	-42.41	9.98	11.90	H
	3504.48	-44.06	-13	-31.06	-56.36	-50.48	6.18	12.60	V
	5256.72	-29.90	-13	-16.90	-48.2	-34.86	7.74	12.70	V
	7008.96	-48.58	-13	-35.58	-65.29	-51.28	9	11.70	V
	8761.2	-40.76	-13	-27.76	-60.82	-42.68	9.98	11.90	V

Remark: Spurious emissions within 30-1000MHz were found more than 20dB below limit line.



LTE Band 4 / 5MHz / QPSK / RB Size 1 Offset 0									
Channel	Frequency (MHz)	EIRP (dBm)	Limit (dBm)	Over Limit (dB)	SPA Reading (dBm)	S.G. Power (dBm)	TX Cable loss (dB)	TX Antenna Gain (dBi)	Polarization (H/V)
Lowest	3420.68	-40.46	-13	-27.46	-55.21	-46.88	6.18	12.60	H
	5131.02	-36.46	-13	-23.46	-55.17	-41.42	7.74	12.70	H
	6841.36	-49.05	-13	-36.05	-67.86	-51.75	9	11.70	H
	8551.7	-40.90	-13	-27.90	-63.50	-42.82	9.98	11.90	H
	3420.68	-44.41	-13	-31.41	-56.6	-50.83	6.18	12.60	V
	5131.02	-35.43	-13	-22.43	-52.82	-40.39	7.74	12.70	V
	6841.36	-50.51	-13	-37.51	-67.22	-53.21	9	11.70	V
	8551.7	-43.21	-13	-30.21	-63.27	-45.13	9.98	11.90	V
Middle	3460.68	-39.79	-13	-26.79	-54.55	-46.21	6.18	12.60	H
	5191.02	-34.28	-13	-21.28	-53.58	-39.24	7.74	12.70	H
	6921.36	-48.64	-13	-35.64	-67.45	-51.34	9	11.70	H
	8651.7	-40.42	-13	-27.42	-63.02	-42.34	9.98	11.90	H
	3460.68	-44.62	-13	-31.62	-56.76	-51.04	6.18	12.60	V
	5191.02	-34.20	-13	-21.20	-51.68	-39.16	7.74	12.70	V
	6921.36	-50.99	-13	-37.99	-67.7	-53.69	9	11.70	V
	8651.7	-40.82	-13	-27.82	-60.88	-42.74	9.98	11.90	V
Highest	3500.68	-41.52	-13	-28.52	-56.27	-47.94	6.18	12.60	H
	5251.02	-29.94	-13	-16.94	-50.20	-34.90	7.74	12.70	H
	7001.36	-48.10	-13	-35.10	-66.91	-50.80	9	11.70	H
	8751.7	-39.78	-13	-26.78	-62.38	-41.70	9.98	11.90	H
	3500.68	-47.24	-13	-34.24	-58.19	-53.66	6.18	12.60	V
	5251.02	-30.07	-13	-17.07	-48.34	-35.03	7.74	12.70	V
	7001.36	-47.11	-13	-34.11	-63.82	-49.81	9	11.70	V
	8751.7	-40.30	-13	-27.30	-60.36	-42.22	9.98	11.90	V

Remark: Spurious emissions within 30-1000MHz were found more than 20dB below limit line.



LTE Band 4 / 10MHz / QPSK / RB Size 1 Offset 0									
Channel	Frequency (MHz)	EIRP (dBm)	Limit (dBm)	Over Limit (dB)	SPA Reading (dBm)	S.G. Power (dBm)	TX Cable loss (dB)	TX Antenna Gain (dBi)	Polarization (H/V)
Lowest	3421.18	-42.69	-13	-29.69	-57.44	-49.11	6.18	12.60	H
	5131.77	-36.74	-13	-23.74	-55.39	-41.70	7.74	12.70	H
	6842.36	-49.05	-13	-36.05	-67.86	-51.75	9	11.70	H
	8552.95	-40.51	-13	-27.51	-63.11	-42.43	9.98	11.90	H
	3421.18	-47.87	-13	-34.87	-58.82	-54.29	6.18	12.60	V
	5131.77	-36.96	-13	-23.96	-53.79	-41.92	7.74	12.70	V
	6842.36	-50.38	-13	-37.38	-67.09	-53.08	9	11.70	V
	8552.95	-41.40	-13	-28.40	-61.46	-43.32	9.98	11.90	V
Middle	3456.18	-42.00	-13	-29.00	-56.75	-48.42	6.18	12.60	H
	5184.27	-35.96	-13	-22.96	-54.77	-40.92	7.74	12.70	H
	6912.36	-49.38	-13	-36.38	-68.19	-52.08	9	11.70	H
	8640.45	-41.50	-13	-28.50	-64.10	-43.42	9.98	11.90	H
	3456.18	-43.21	-13	-30.21	-55.78	-49.63	6.18	12.60	V
	5184.27	-36.88	-13	-23.88	-53.75	-41.84	7.74	12.70	V
	6912.36	-51.57	-13	-38.57	-68.28	-54.27	9	11.70	V
	8640.45	-41.02	-13	-28.02	-61.08	-42.94	9.98	11.90	V
Highest	3491.18	-39.79	-13	-26.79	-54.55	-46.21	6.18	12.60	H
	5236.77	-31.56	-13	-18.56	-51.49	-36.52	7.74	12.70	H
	6982.36	-48.73	-13	-35.73	-67.54	-51.43	9	11.70	H
	8727.95	-42.81	-13	-29.81	-65.41	-44.73	9.98	11.90	H
	3491.18	-43.68	-13	-30.68	-56.1	-50.10	6.18	12.60	V
	5236.77	-30.55	-13	-17.55	-48.67	-35.51	7.74	12.70	V
	6982.36	-49.43	-13	-36.43	-66.14	-52.13	9	11.70	V
	8727.95	-38.72	-13	-25.72	-59.3	-40.64	9.98	11.90	V

Remark: Spurious emissions within 30-1000MHz were found more than 20dB below limit line.



LTE Band 4 / 15MHz / QPSK / RB Size 1 Offset 0									
Channel	Frequency (MHz)	EIRP (dBm)	Limit (dBm)	Over Limit (dB)	SPA Reading (dBm)	S.G. Power (dBm)	TX Cable loss (dB)	TX Antenna Gain (dBi)	Polarization (H/V)
Lowest	3421.68	-40.22	-13	-27.22	-54.97	-46.64	6.18	12.60	H
	5132.52	-35.75	-13	-22.75	-54.63	-40.71	7.74	12.70	H
	6843.36	-47.98	-13	-34.98	-66.79	-50.68	9	11.70	H
	8554.2	-42.11	-13	-29.11	-64.71	-44.03	9.98	11.90	H
	3421.68	-42.80	-13	-29.80	-55.54	-49.22	6.18	12.60	V
	5132.52	-35.47	-13	-22.47	-52.85	-40.43	7.74	12.70	V
	6843.36	-50.76	-13	-37.76	-67.47	-53.46	9	11.70	V
	8554.2	-41.02	-13	-28.02	-61.08	-42.94	9.98	11.90	V
Middle	3451.68	-38.64	-13	-25.64	-53.58	-45.06	6.18	12.60	H
	5177.52	-31.48	-13	-18.48	-51.44	-36.44	7.74	12.70	H
	6903.36	-49.00	-13	-36.00	-67.81	-51.70	9	11.70	H
	8629.2	-38.94	-13	-25.94	-61.54	-40.86	9.98	11.90	H
	3451.68	-44.13	-13	-31.13	-56.41	-50.55	6.18	12.60	V
	5177.52	-33.82	-13	-20.82	-51.35	-38.78	7.74	12.70	V
	6903.36	-48.67	-13	-35.67	-65.38	-51.37	9	11.70	V
	8629.2	-39.87	-13	-26.87	-59.93	-41.79	9.98	11.90	V
Highest	3481.68	-42.59	-13	-29.59	-57.34	-49.01	6.18	12.60	H
	5222.52	-34.76	-13	-21.76	-53.96	-39.72	7.74	12.70	H
	6963.36	-48.90	-13	-35.90	-67.71	-51.60	9	11.70	H
	8704.2	-39.73	-13	-26.73	-62.33	-41.65	9.98	11.90	H
	3481.68	-46.48	-13	-33.48	-57.78	-52.90	6.18	12.60	V
	5222.52	-34.95	-13	-21.95	-52.42	-39.91	7.74	12.70	V
	6963.36	-51.29	-13	-38.29	-68	-53.99	9	11.70	V
	8704.2	-42.31	-13	-29.31	-62.37	-44.23	9.98	11.90	V

Remark: Spurious emissions within 30-1000MHz were found more than 20dB below limit line.



LTE Band 4 / 20MHz / QPSK / RB Size 1 Offset 0									
Channel	Frequency (MHz)	EIRP (dBm)	Limit (dBm)	Over Limit (dB)	SPA Reading (dBm)	S.G. Power (dBm)	TX Cable loss (dB)	TX Antenna Gain (dBi)	Polarization (H/V)
Lowest	3422.18	-40.54	-13	-27.54	-55.29	-46.96	6.18	12.60	H
	5133.27	-34.56	-13	-21.56	-53.80	-39.52	7.74	12.70	H
	6844.36	-48.98	-13	-35.98	-67.79	-51.68	9	11.70	H
	8555.45	-36.28	-13	-23.28	-59.27	-38.20	9.98	11.90	H
	3422.18	-44.24	-13	-31.24	-56.49	-50.66	6.18	12.60	V
	5133.27	-37.68	-13	-24.68	-54.48	-42.64	7.74	12.70	V
	6844.36	-48.42	-13	-35.42	-65.13	-51.12	9	11.70	V
	8555.45	-39.28	-13	-26.28	-59.64	-41.20	9.98	11.90	V
Middle	3447.18	-40.55	-13	-27.55	-55.30	-46.97	6.18	12.60	H
	5170.77	-36.87	-13	-23.87	-55.50	-41.83	7.74	12.70	H
	6894.36	-48.61	-13	-35.61	-67.42	-51.31	9	11.70	H
	8617.95	-38.88	-13	-25.88	-61.48	-40.80	9.98	11.90	H
	3447.18	-44.35	-13	-31.35	-56.57	-50.77	6.18	12.60	V
	5170.77	-33.02	-13	-20.02	-50.78	-37.98	7.74	12.70	V
	6894.36	-48.47	-13	-35.47	-65.18	-51.17	9	11.70	V
	8617.95	-39.45	-13	-26.45	-59.74	-41.37	9.98	11.90	V
Highest	3472.18	-40.36	-13	-27.36	-55.11	-46.78	6.18	12.60	H
	5208.27	-32.68	-13	-19.68	-52.40	-37.64	7.74	12.70	H
	6944.36	-49.69	-13	-36.69	-68.50	-52.39	9	11.70	H
	8680.45	-43.13	-13	-30.13	-65.73	-45.05	9.98	11.90	H
	3472.18	-42.74	-13	-29.74	-55.51	-49.16	6.18	12.60	V
	5208.27	-31.98	-13	-18.98	-50.11	-36.94	7.74	12.70	V
	6944.36	-49.86	-13	-36.86	-66.57	-52.56	9	11.70	V
	8680.45	-44.25	-13	-31.25	-64.31	-46.17	9.98	11.90	V

Remark: Spurious emissions within 30-1000MHz were found more than 20dB below limit line.



LTE Band 7 / 5MHz / QPSK / RB Size 1 Offset 0									
Channel	Frequency (MHz)	EIRP (dBm)	Limit (dBm)	Over Limit (dB)	SPA Reading (dBm)	S.G. Power (dBm)	TX Cable loss (dB)	TX Antenna Gain (dBi)	Polarization (H/V)
Lowest	5000.68	-43.89	-25	-18.89	-60.09	-55.65	0.94	12.70	H
	7501.02	-39.23	-25	-14.23	-60.60	-49.24	1.69	11.70	H
	10001.36	-44.56	-25	-19.56	-68.92	-55.22	1.44	12.10	H
	5000.68	-41.80	-25	-16.80	-57.92	-53.56	0.94	12.70	V
	7501.02	-41.07	-25	-16.07	-62.06	-51.08	1.69	11.70	V
	10001.36	-46.03	-25	-21.03	-68.93	-56.69	1.44	12.10	V
Middle	5065.68	-44.49	-25	-19.49	-60.69	-56.25	0.94	12.70	H
	7598.52	-39.87	-25	-14.87	-61.24	-49.88	1.69	11.70	H
	10131.36	-45.31	-25	-20.31	-69.67	-55.97	1.44	12.10	H
	5065.68	-43.18	-25	-18.18	-58.93	-54.94	0.94	12.70	V
	7598.52	-38.35	-25	-13.35	-59.34	-48.36	1.69	11.70	V
	10131.36	-46.72	-25	-21.72	-69.62	-57.38	1.44	12.10	V
Highest	5130.68	-40.29	-25	-15.29	-56.98	-52.05	0.94	12.70	H
	7696.02	-34.35	-25	-9.35	-55.72	-44.36	1.69	11.70	H
	10261.36	-41.98	-25	-16.98	-66.34	-52.64	1.44	12.10	H
	5130.68	-40.14	-25	-15.14	-57.06	-51.90	0.94	12.70	V
	7696.02	-39.83	-25	-14.83	-60.82	-49.84	1.69	11.70	V
	10261.36	-46.05	-25	-21.05	-68.95	-56.71	1.44	12.10	V

Remark: Spurious emissions within 30-1000MHz were found more than 20dB below limit line.



LTE Band 7 / 10MHz / QPSK / RB Size 1 Offset 0									
Channel	Frequency (MHz)	EIRP (dBm)	Limit (dBm)	Over Limit (dB)	SPA Reading (dBm)	S.G. Power (dBm)	TX Cable loss (dB)	TX Antenna Gain (dBi)	Polarization (H/V)
Lowest	5001.18	-44.42	-25	-19.42	-60.62	-56.18	0.94	12.70	H
	7501.77	-37.48	-25	-12.48	-58.85	-47.49	1.69	11.70	H
	10002.36	-44.77	-25	-19.77	-69.13	-55.43	1.44	12.10	H
	5001.18	-41.22	-25	-16.22	-57.59	-52.98	0.94	12.70	V
	7501.77	-38.57	-25	-13.57	-59.56	-48.58	1.69	11.70	V
	10002.36	-45.84	-25	-20.84	-68.74	-56.50	1.44	12.10	V
Middle	5061.18	-43.85	-25	-18.85	-60.05	-55.61	0.94	12.70	H
	7591.77	-37.93	-25	-12.93	-59.30	-47.94	1.69	11.70	H
	10122.36	-44.80	-25	-19.80	-69.16	-55.46	1.44	12.10	H
	5061.18	-43.26	-25	-18.26	-59.01	-55.02	0.94	12.70	V
	7591.77	-35.44	-25	-10.44	-56.43	-45.45	1.69	11.70	V
	10122.36	-46.23	-25	-21.23	-69.13	-56.89	1.44	12.10	V
Highest	5121.18	-41.89	-25	-16.89	-58.09	-53.65	0.94	12.70	H
	7681.77	-41.74	-25	-16.74	-63.11	-51.75	1.69	11.70	H
	10242.36	-44.75	-25	-19.75	-69.11	-55.41	1.44	12.10	H
	5121.18	-39.79	-25	-14.79	-56.89	-51.55	0.94	12.70	V
	7681.77	-39.49	-25	-14.49	-60.48	-49.50	1.69	11.70	V
	10242.36	-46.04	-25	-21.04	-68.94	-56.70	1.44	12.10	V

Remark: Spurious emissions within 30-1000MHz were found more than 20dB below limit line.



LTE Band 7 / 15MHz / QPSK / RB Size 1 Offset 0									
Channel	Frequency (MHz)	EIRP (dBm)	Limit (dBm)	Over Limit (dB)	SPA Reading (dBm)	S.G. Power (dBm)	TX Cable loss (dB)	TX Antenna Gain (dBi)	Polarization (H/V)
Lowest	5001.68	-44.14	-25	-19.14	-60.34	-55.90	0.94	12.70	H
	7502.52	-39.20	-25	-14.20	-60.57	-49.21	1.69	11.70	H
	10003.36	-45.47	-25	-20.47	-69.83	-56.13	1.44	12.10	H
	5001.68	-44.92	-25	-19.92	-60.67	-56.68	0.94	12.70	V
	7502.52	-41.43	-25	-16.43	-62.42	-51.44	1.69	11.70	V
	10003.36	-46.44	-25	-21.44	-69.34	-57.10	1.44	12.10	V
Middle	5056.68	-43.79	-25	-18.79	-59.99	-55.55	0.94	12.70	H
	7585.02	-38.75	-25	-13.75	-60.12	-48.76	1.69	11.70	H
	10131.36	-44.17	-25	-19.17	-68.53	-54.83	1.44	12.10	H
	5056.68	-43.91	-25	-18.91	-59.66	-55.67	0.94	12.70	V
	7585.02	-38.66	-25	-13.66	-59.65	-48.67	1.69	11.70	V
	10131.36	-45.88	-25	-20.88	-68.78	-56.54	1.44	12.10	V
Highest	5111.68	-43.46	-25	-18.46	-59.66	-55.22	0.94	12.70	H
	7667.52	-38.31	-25	-13.31	-59.68	-48.32	1.69	11.70	H
	10223.36	-44.57	-25	-19.57	-68.93	-55.23	1.44	12.10	H
	5111.68	-42.53	-25	-17.53	-58.41	-54.29	0.94	12.70	V
	7667.52	-38.13	-25	-13.13	-59.12	-48.14	1.69	11.70	V
	10223.36	-46.37	-25	-21.37	-69.27	-57.03	1.44	12.10	V

Remark: Spurious emissions within 30-1000MHz were found more than 20dB below limit line.



LTE Band 7 / 20MHz / QPSK / RB Size 1 Offset 0									
Channel	Frequency (MHz)	EIRP (dBm)	Limit (dBm)	Over Limit (dB)	SPA Reading (dBm)	S.G. Power (dBm)	TX Cable loss (dB)	TX Antenna Gain (dBi)	Polarization (H/V)
Lowest	5002.18	-44.54	-25	-19.54	-60.74	-56.30	0.94	12.70	H
	7503.27	-39.97	-25	-14.97	-61.34	-49.98	1.69	11.70	H
	10004.36	-44.84	-25	-19.84	-69.20	-55.50	1.44	12.10	H
	5002.18	-44.52	-25	-19.52	-60.27	-56.28	0.94	12.70	V
	7503.27	-42.87	-25	-17.87	-63.86	-52.88	1.69	11.70	V
	10004.36	-46.79	-25	-21.79	-69.69	-57.45	1.44	12.10	V
Middle	5052.18	-43.56	-25	-18.56	-59.76	-55.32	0.94	12.70	H
	7578.27	-39.64	-25	-14.64	-61.01	-49.65	1.69	11.70	H
	10104.36	-44.58	-25	-19.58	-68.94	-55.24	1.44	12.10	H
	5052.18	-44.95	-25	-19.95	-60.7	-56.71	0.94	12.70	V
	7578.27	-40.03	-25	-15.03	-61.02	-50.04	1.69	11.70	V
	10104.36	-46.39	-25	-21.39	-69.29	-57.05	1.44	12.10	V
Highest	5102.18	-43.35	-25	-18.35	-59.55	-55.11	0.94	12.70	H
	7653.27	-40.22	-25	-15.22	-61.59	-50.23	1.69	11.70	H
	10204.36	-45.58	-25	-20.58	-69.94	-56.24	1.44	12.10	H
	5102.18	-43.62	-25	-18.62	-59.37	-55.38	0.94	12.70	V
	7653.27	-38.66	-25	-13.66	-59.65	-48.67	1.69	11.70	V
	10204.36	-47.47	-25	-22.47	-70.37	-58.13	1.44	12.10	V

Remark: Spurious emissions within 30-1000MHz were found more than 20dB below limit line.



LTE Band 12 / 1.4MHz / QPSK / RB Size 1 Offset 0									
Channel	Frequency (MHz)	ERP (dBm)	Limit (dBm)	Over Limit (dB)	SPA Reading (dBm)	S.G. Power (dBm)	TX Cable loss (dB)	TX Antenna Gain (dBi)	Polarization (H/V)
Lowest	1398.14	-48.97	-13	-35.97	-53.45	-55.66	0.56	9.40	H
	2097.21	-50.51	-13	-37.51	-56.72	-58.22	0.74	10.60	H
	2796.28	-57.12	-13	-44.12	-65.93	-66.72	0.85	12.60	H
	1398.14	-49.46	-13	-36.46	-53.06	-56.15	0.56	9.40	V
	2097.21	-51.12	-13	-38.12	-56.95	-58.83	0.74	10.60	V
	2796.28	-57.59	-13	-44.59	-65.73	-67.19	0.85	12.60	V
Middle	1413.74	-41.72	-13	-28.72	-47.54	-48.41	0.56	9.40	H
	2120.61	-47.10	-13	-34.10	-54.55	-54.81	0.74	10.60	H
	2827.48	-54.60	-13	-41.60	-63.41	-64.20	0.85	12.60	H
	1413.74	-43.69	-13	-30.69	-48.67	-50.38	0.56	9.40	V
	2120.61	-47.49	-13	-34.49	-54.56	-55.20	0.74	10.60	V
	2827.48	-55.69	-13	-42.69	-63.83	-65.29	0.85	12.60	V
Highest	1429.34	-51.66	-13	-38.66	-55.17	-58.35	0.56	9.40	H
	2144.01	-56.45	-13	-43.45	-62.19	-64.16	0.74	10.60	H
	2858.68	-57.13	-13	-44.13	-65.94	-66.73	0.85	12.60	H
	1429.34	-53.36	-13	-40.36	-55.71	-60.05	0.56	9.40	V
	2144.01	-58.15	-13	-45.15	-63.73	-65.86	0.74	10.60	V
	2858.68	-57.28	-13	-44.28	-65.42	-66.88	0.85	12.60	V

Remark: Spurious emissions within 30-1000MHz were found more than 20dB below limit line.



LTE Band 12 / 3MHz / QPSK / RB Size 1 Offset 0									
Channel	Frequency (MHz)	ERP (dBm)	Limit (dBm)	Over Limit (dB)	SPA Reading (dBm)	S.G. Power (dBm)	TX Cable loss (dB)	TX Antenna Gain (dBi)	Polarization (H/V)
Lowest	1398.3	-48.70	-13	-35.70	-53.26	-55.39	0.56	9.40	H
	2097.45	-48.71	-13	-35.71	-55.76	-56.42	0.74	10.60	H
	2796.6	-56.90	-13	-43.90	-65.71	-66.50	0.85	12.60	H
	1398.3	-48.52	-13	-35.52	-52.29	-55.21	0.56	9.40	V
	2097.45	-51.24	-13	-38.24	-57.08	-58.95	0.74	10.60	V
	2796.6	-57.74	-13	-44.74	-65.88	-67.34	0.85	12.60	V
Middle	1412.3	-43.44	-13	-30.44	-49.08	-50.13	0.56	9.40	H
	2118.45	-47.85	-13	-34.85	-55.07	-55.56	0.74	10.60	H
	2824.6	-54.24	-13	-41.24	-63.05	-63.84	0.85	12.60	H
	1412.3	-43.84	-13	-30.84	-48.81	-50.53	0.56	9.40	V
	2118.45	-47.11	-13	-34.11	-54.21	-54.82	0.74	10.60	V
	2824.6	-54.95	-13	-41.95	-63.09	-64.55	0.85	12.60	V
Highest	1427	-52.36	-13	-39.36	-55.54	-59.05	0.56	9.40	H
	2140.5	-54.95	-13	-41.95	-60.69	-62.66	0.74	10.60	H
	2854	-57.50	-13	-44.50	-66.31	-67.10	0.85	12.60	H
	1427	-53.85	-13	-40.85	-56.12	-60.54	0.56	9.40	V
	2140.5	-57.63	-13	-44.63	-63.21	-65.34	0.74	10.60	V
	2854	-57.65	-13	-44.65	-65.79	-67.25	0.85	12.60	V

Remark: Spurious emissions within 30-1000MHz were found more than 20dB below limit line.



LTE Band 12 / 5MHz / QPSK / RB Size 1 Offset 0									
Channel	Frequency (MHz)	ERP (dBm)	Limit (dBm)	Over Limit (dB)	SPA Reading (dBm)	S.G. Power (dBm)	TX Cable loss (dB)	TX Antenna Gain (dBi)	Polarization (H/V)
Lowest	1398.5	-50.16	-13	-37.16	-54.00	-56.85	0.56	9.40	H
	2097.75	-52.07	-13	-39.07	-57.81	-59.78	0.74	10.60	H
	2797	-56.90	-13	-43.90	-65.71	-66.50	0.85	12.60	H
	1398.5	-49.01	-13	-36.01	-52.59	-55.70	0.56	9.40	V
	2097.75	-51.25	-13	-38.25	-57.09	-58.96	0.74	10.60	V
	2797	-56.77	-13	-43.77	-64.91	-66.37	0.85	12.60	V
Middle	1410.5	-43.26	-13	-30.26	-48.92	-49.95	0.56	9.40	H
	2115.75	-48.98	-13	-35.98	-55.99	-56.69	0.74	10.60	H
	2821	-55.06	-13	-42.06	-63.87	-64.66	0.85	12.60	H
	1410.5	-45.72	-13	-32.72	-50.44	-52.41	0.56	9.40	V
	2115.75	-48.21	-13	-35.21	-55.15	-55.92	0.74	10.60	V
	2821	-54.90	-13	-41.90	-63.04	-64.50	0.85	12.60	V
Highest	1422.5	-51.98	-13	-38.98	-55.35	-58.67	0.56	9.40	H
	2133.75	-55.87	-13	-42.87	-61.61	-63.58	0.74	10.60	H
	2845	-56.06	-13	-43.06	-64.87	-65.66	0.85	12.60	H
	1422.5	-50.77	-13	-37.77	-54.16	-57.46	0.56	9.40	V
	2133.75	-56.60	-13	-43.60	-62.18	-64.31	0.74	10.60	V
	2845	-56.77	-13	-43.77	-64.91	-66.37	0.85	12.60	V

Remark: Spurious emissions within 30-1000MHz were found more than 20dB below limit line.



LTE Band 12 / 10MHz / QPSK / RB Size 1 Offset 0									
Channel	Frequency (MHz)	ERP (dBm)	Limit (dBm)	Over Limit (dB)	SPA Reading (dBm)	S.G. Power (dBm)	TX Cable loss (dB)	TX Antenna Gain (dBi)	Polarization (H/V)
Lowest	1399	-47.94	-13	-34.94	-52.71	-54.63	0.56	9.40	H
	2098.5	-50.32	-13	-37.32	-56.53	-58.03	0.74	10.60	H
	2798	-56.38	-13	-43.38	-65.19	-65.98	0.85	12.60	H
	1399	-48.44	-13	-35.44	-52.24	-55.13	0.56	9.40	V
	2098.5	-51.85	-13	-38.85	-57.74	-59.56	0.74	10.60	V
	2798	-57.60	-13	-44.60	-65.74	-67.20	0.85	12.60	V
Middle	1406	-45.75	-13	-32.75	-50.90	-52.44	0.56	9.40	H
	2109	-53.15	-13	-40.15	-58.89	-60.86	0.74	10.60	H
	2812	-56.72	-13	-43.72	-65.53	-66.32	0.85	12.60	H
	1406	-47.14	-13	-34.14	-51.25	-53.83	0.56	9.40	V
	2109	-53.69	-13	-40.69	-59.27	-61.40	0.74	10.60	V
	2812	-57.19	-13	-44.19	-65.33	-66.79	0.85	12.60	V
Highest	1413	-41.18	-13	-28.18	-47.12	-47.87	0.56	9.40	H
	2119.5	-45.75	-13	-32.75	-53.81	-53.46	0.74	10.60	H
	2826	-55.24	-13	-42.24	-64.05	-64.84	0.85	12.60	H
	1413	-43.00	-13	-30.00	-48.00	-49.69	0.56	9.40	V
	2119.5	-46.78	-13	-33.78	-53.96	-54.49	0.74	10.60	V
	2826	-52.42	-13	-39.42	-60.56	-62.02	0.85	12.60	V

Remark: Spurious emissions within 30-1000MHz were found more than 20dB below limit line.



LTE Band 17 / 5MHz / QPSK / RB Size 1 Offset 0									
Channel	Frequency (MHz)	ERP (dBm)	Limit (dBm)	Over Limit (dB)	SPA Reading (dBm)	S.G. Power (dBm)	TX Cable loss (dB)	TX Antenna Gain (dBi)	Polarization (H/V)
Lowest	1408.68	-57.41	-13	-44.41	-60.24	-64.10	0.56	9.40	H
	2113.02	-55.73	-13	-42.73	-61.47	-63.44	0.74	10.60	H
	2817.36	-56.80	-13	-43.80	-65.61	-66.40	0.85	12.60	H
	1408.68	-58.79	-13	-45.79	-60.45	-65.48	0.56	9.40	V
	2113.02	-57.08	-13	-44.08	-62.66	-64.79	0.74	10.60	V
	2817.36	-57.71	-13	-44.71	-65.85	-67.31	0.85	12.60	V
Middle	1415.68	-46.71	-13	-33.71	-51.62	-53.40	0.56	9.40	H
	2123.58	-56.32	-13	-43.32	-62.06	-64.03	0.74	10.60	H
	2831.36	-57.01	-13	-44.01	-65.82	-66.61	0.85	12.60	H
	1415.68	-49.70	-13	-36.70	-53.31	-56.39	0.56	9.40	V
	2123.58	-56.08	-13	-43.08	-61.66	-63.79	0.74	10.60	V
	2831.36	-57.78	-13	-44.78	-65.92	-67.38	0.85	12.60	V
Highest	1422.68	-57.55	-13	-44.55	-60.38	-64.24	0.56	9.40	H
	2134.02	-57.09	-13	-44.09	-62.83	-64.80	0.74	10.60	H
	2845.36	-57.14	-13	-44.14	-65.95	-66.74	0.85	12.60	H
	1422.68	-58.45	-13	-45.45	-60.11	-65.14	0.56	9.40	V
	2134.02	-56.51	-13	-43.51	-62.09	-64.22	0.74	10.60	V
	2845.36	-57.87	-13	-44.87	-66.01	-67.47	0.85	12.60	V

Remark: Spurious emissions within 30-1000MHz were found more than 20dB below limit line.



LTE Band 17 / 10MHz / QPSK / RB Size 1 Offset 0									
Channel	Frequency (MHz)	ERP (dBm)	Limit (dBm)	Over Limit (dB)	SPA Reading (dBm)	S.G. Power (dBm)	TX Cable loss (dB)	TX Antenna Gain (dBi)	Polarization (H/V)
Lowest	1409.18	-57.22	-13	-44.22	-60.05	-63.91	0.56	9.40	H
	2113.77	-55.73	-13	-42.73	-61.47	-63.44	0.74	10.60	H
	2818.36	-57.00	-13	-44.00	-65.81	-66.60	0.85	12.60	H
	1409.18	-58.93	-13	-45.93	-60.59	-65.62	0.56	9.40	V
	2113.77	-57.01	-13	-44.01	-62.59	-64.72	0.74	10.60	V
	2818.36	-57.47	-13	-44.47	-65.61	-67.07	0.85	12.60	V
Middle	1411.18	-54.16	-13	-41.16	-56.99	-60.85	0.56	9.40	H
	2116.77	-55.17	-13	-42.17	-60.91	-62.88	0.74	10.60	H
	2822.36	-56.72	-13	-43.72	-65.53	-66.32	0.85	12.60	H
	1411.18	-56.18	-13	-43.18	-57.84	-62.87	0.56	9.40	V
	2116.77	-56.97	-13	-43.97	-62.55	-64.68	0.74	10.60	V
	2822.36	-57.78	-13	-44.78	-65.92	-67.38	0.85	12.60	V
Highest	1413.18	-50.61	-13	-37.61	-54.42	-57.30	0.56	9.40	H
	2119.77	-53.49	-13	-40.49	-59.23	-61.20	0.74	10.60	H
	2826.36	-56.97	-13	-43.97	-65.78	-66.57	0.85	12.60	H
	1413.18	-53.28	-13	-40.28	-55.65	-59.97	0.56	9.40	V
	2119.77	-55.70	-13	-42.70	-61.28	-63.41	0.74	10.60	V
	2826.36	-57.85	-13	-44.85	-65.99	-67.45	0.85	12.60	V

Remark: Spurious emissions within 30-1000MHz were found more than 20dB below limit line.