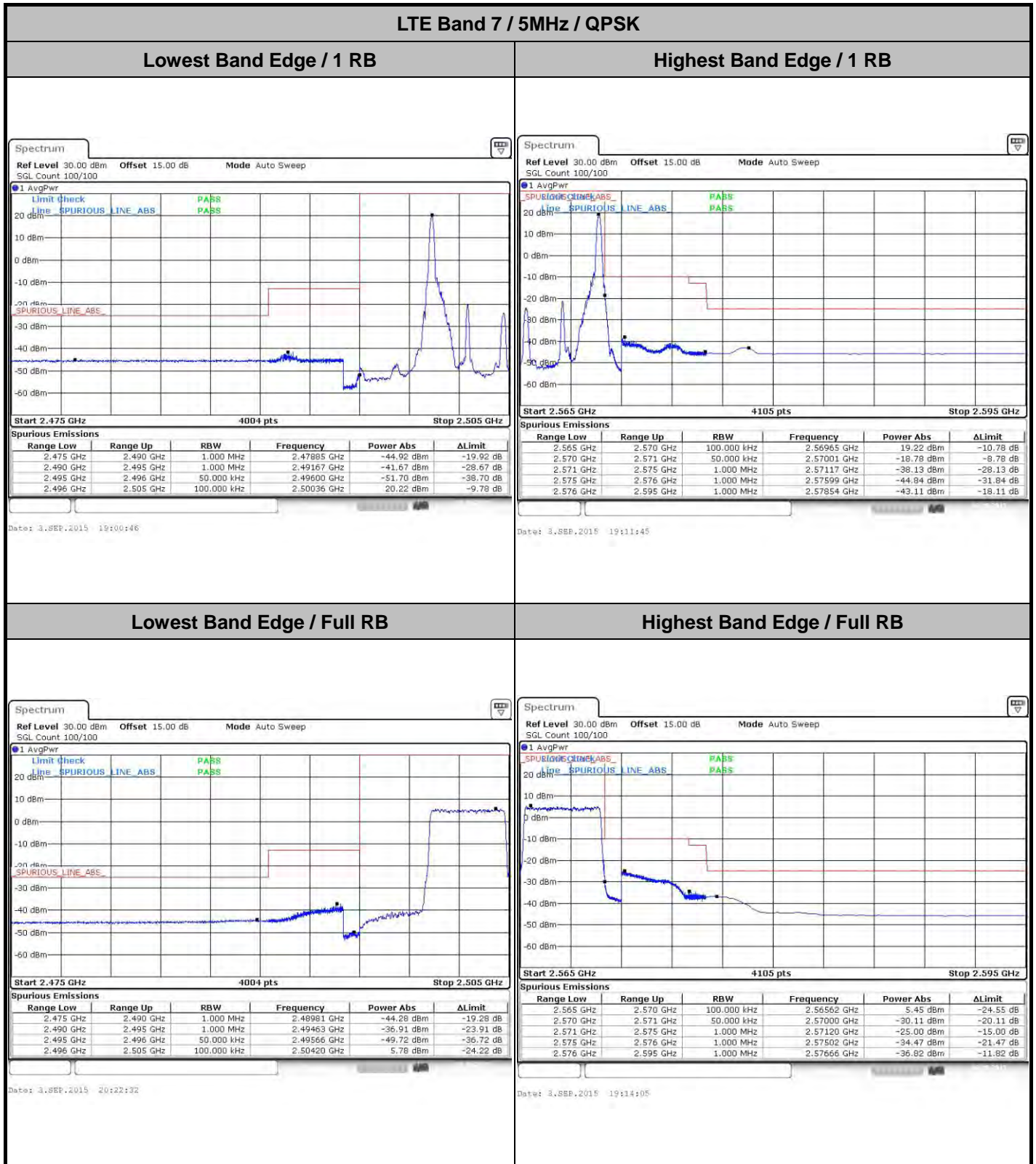


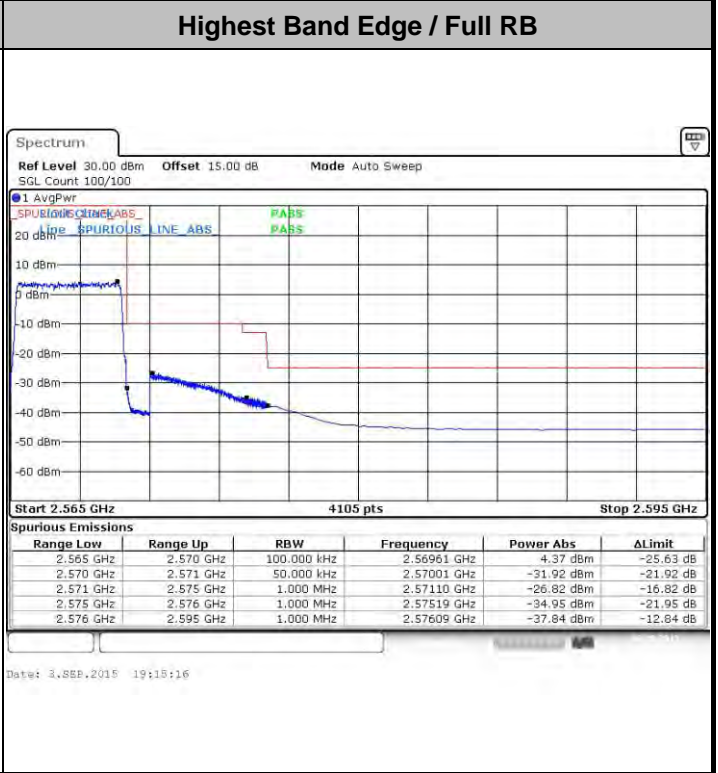


Conducted Band Edge





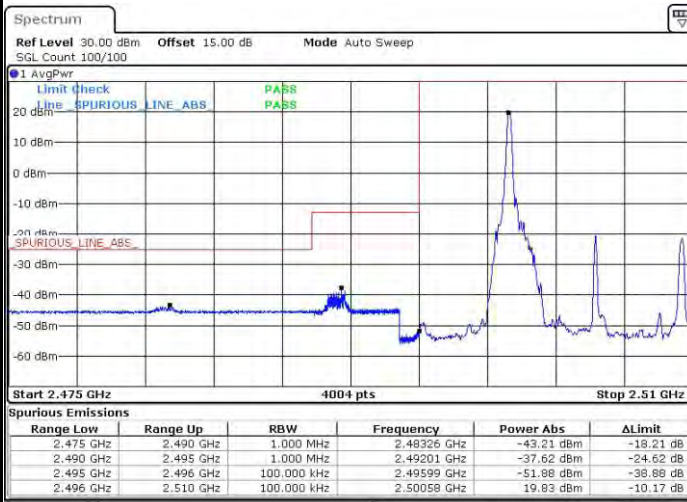
LTE Band 7 / 5MHz / 16QAM





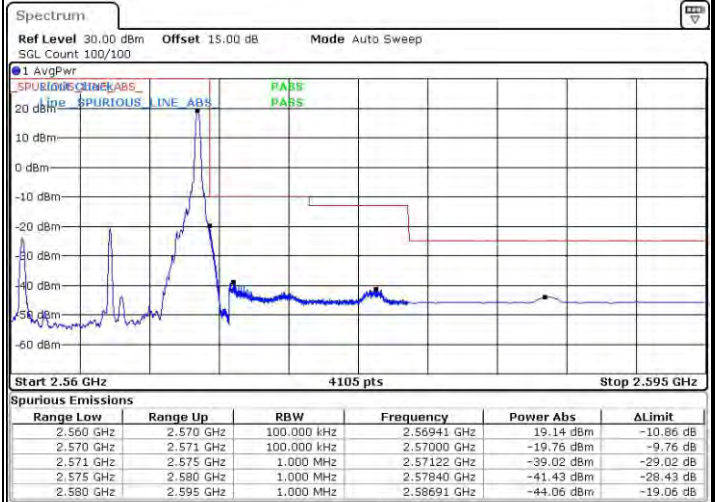
LTE Band 7 / 10MHz / QPSK

Lowest Band Edge / 1 RB



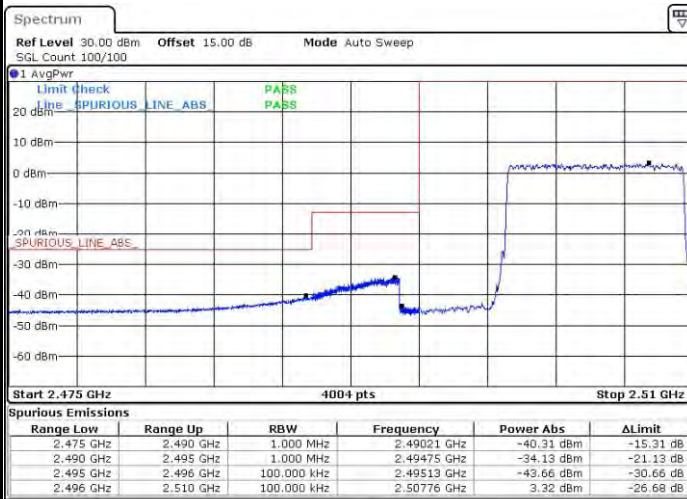
Date: 3.SEP.2015 19:18:35

Highest Band Edge / 1 RB



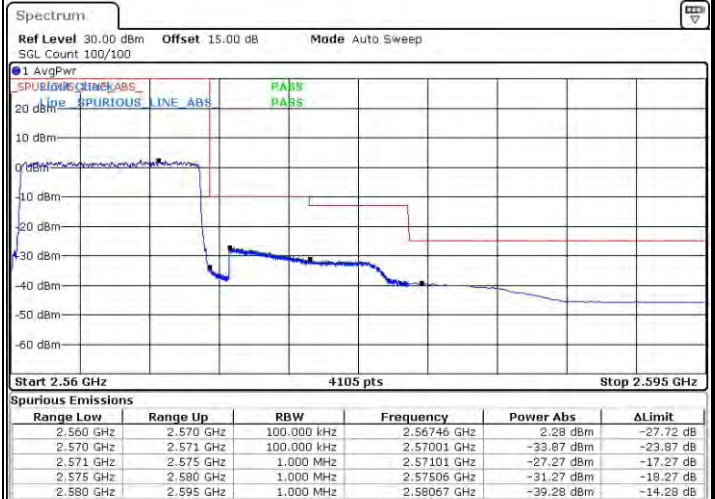
Date: 3.SEP.2015 19:30:35

Lowest Band Edge / Full RB



Date: 3.SEP.2015 19:22:00

Highest Band Edge / Full RB

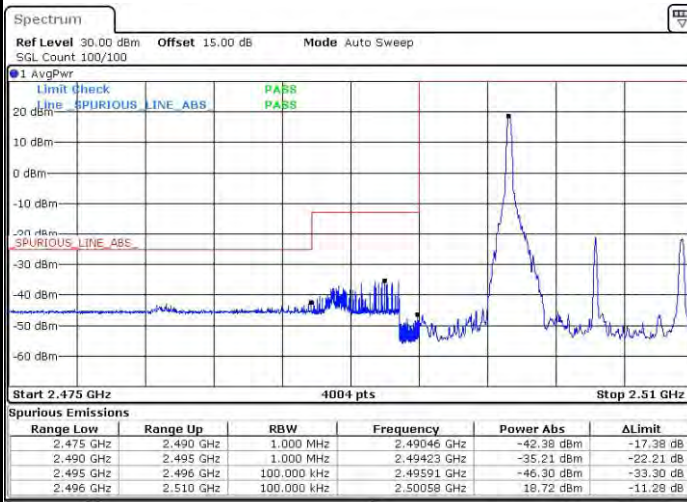


Date: 3.SEP.2015 19:32:55

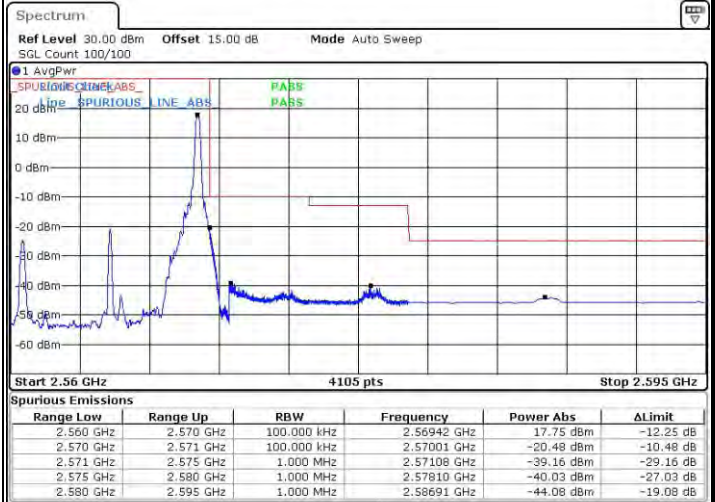


LTE Band 7 / 10MHz / 16QAM

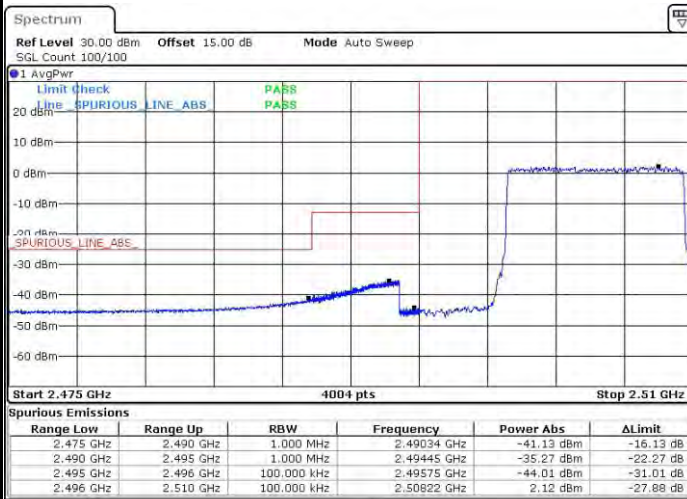
Lowest Band Edge / 1 RB



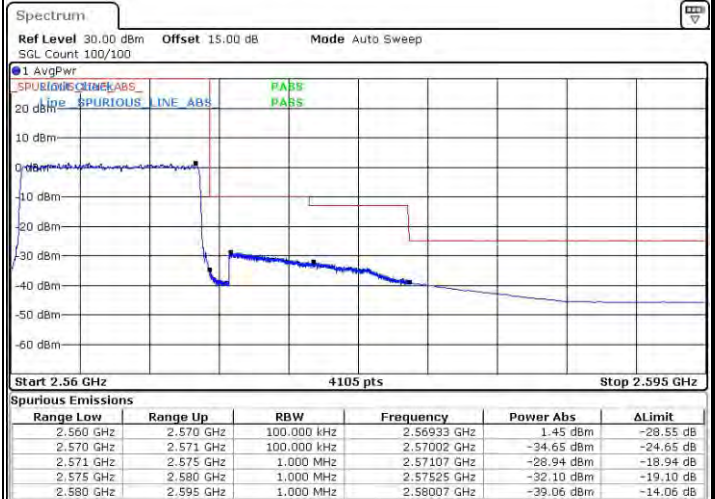
Highest Band Edge / 1 RB



Lowest Band Edge / Full RB



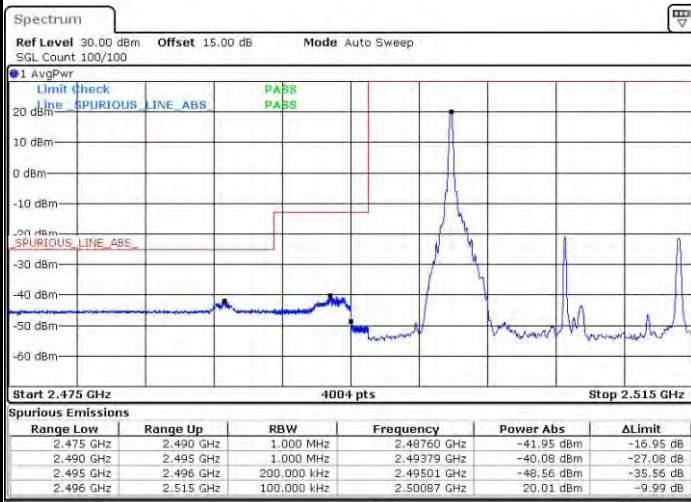
Highest Band Edge / Full RB





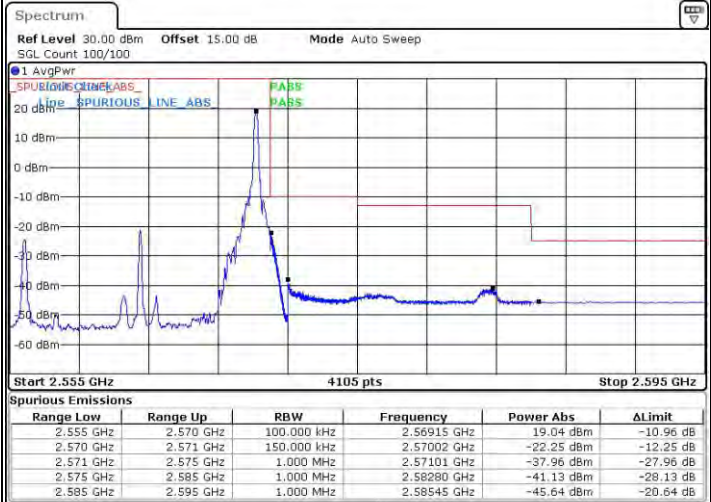
LTE Band 7 / 15MHz / QPSK

Lowest Band Edge / 1 RB



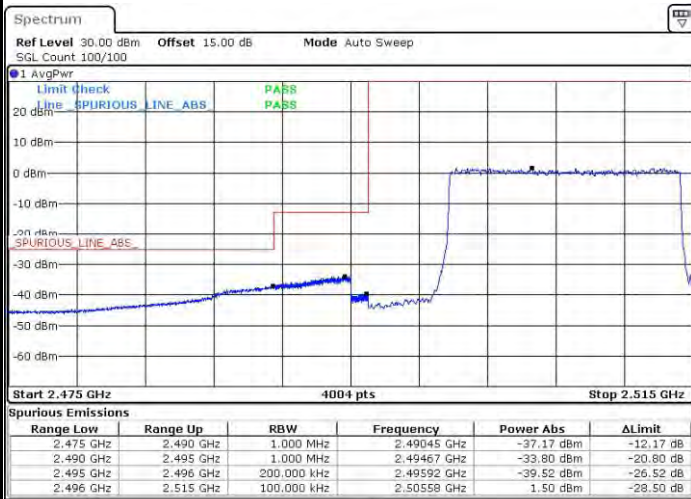
Date: 3.SEP.2015 19:38:25

Highest Band Edge / 1 RB



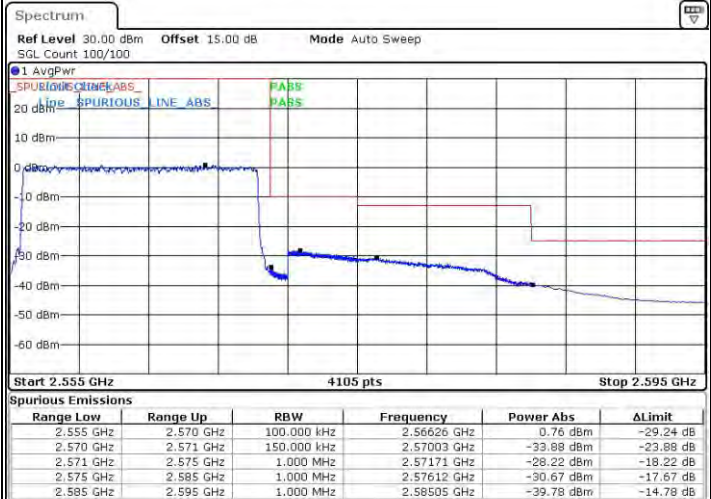
Date: 3.SEP.2015 19:49:25

Lowest Band Edge / Full RB



Date: 3.SEP.2015 19:40:50

Highest Band Edge / Full RB

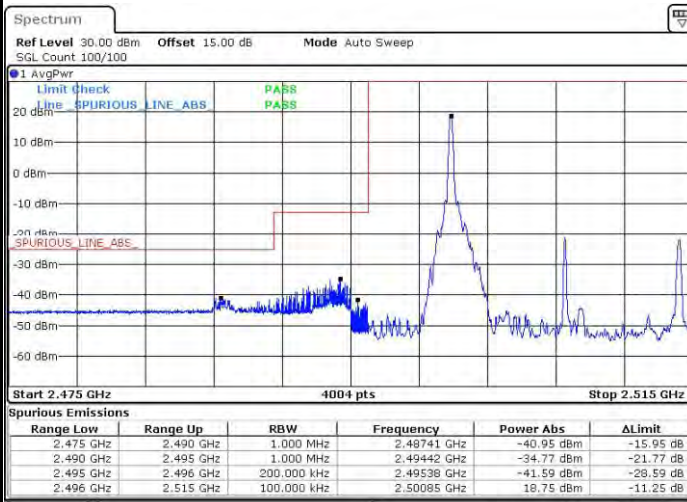


Date: 3.SEP.2015 19:51:45



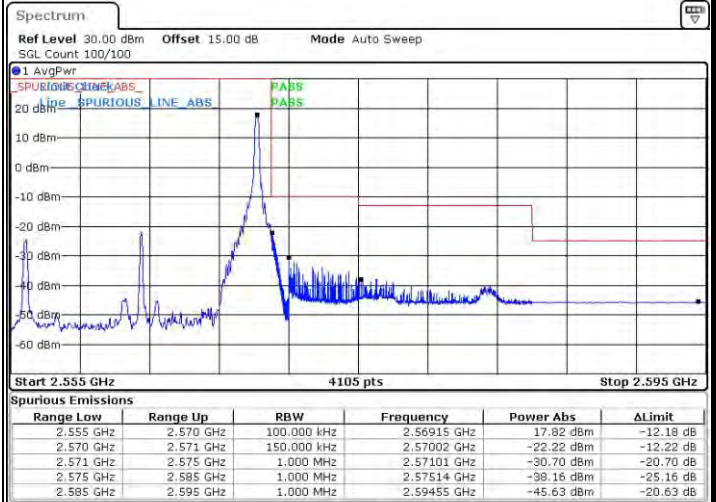
LTE Band 7 / 15MHz / 16QAM

Lowest Band Edge / 1 RB



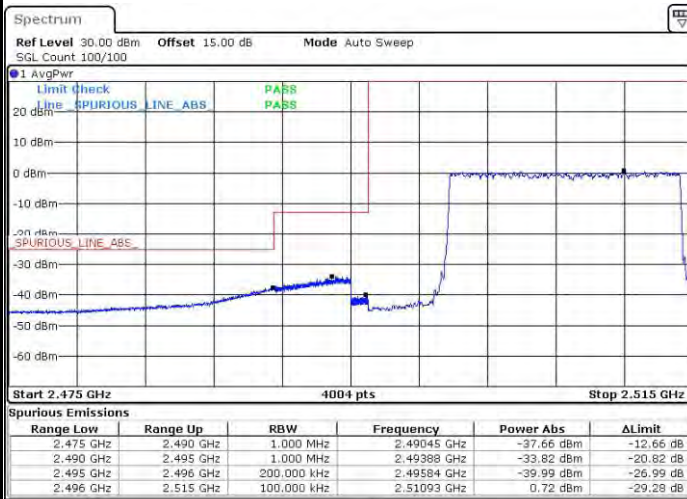
Date: 3.SEP.2015 19:38:28

Highest Band Edge / 1 RB



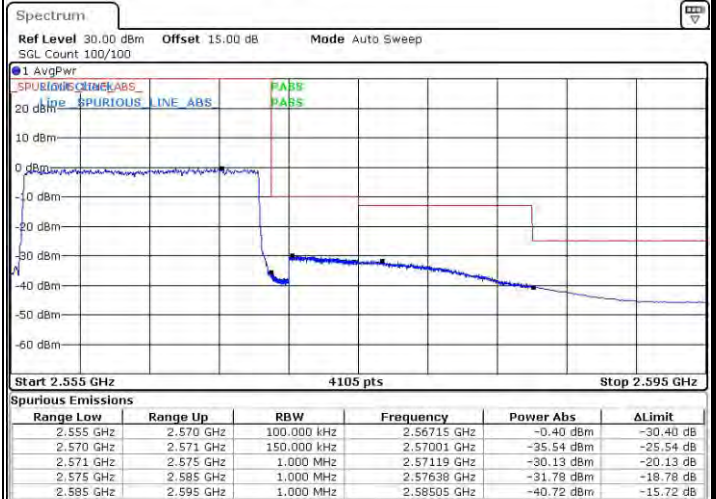
Date: 3.SEP.2015 19:50:35

Lowest Band Edge / Full RB



Date: 3.SEP.2015 19:42:02

Highest Band Edge / Full RB

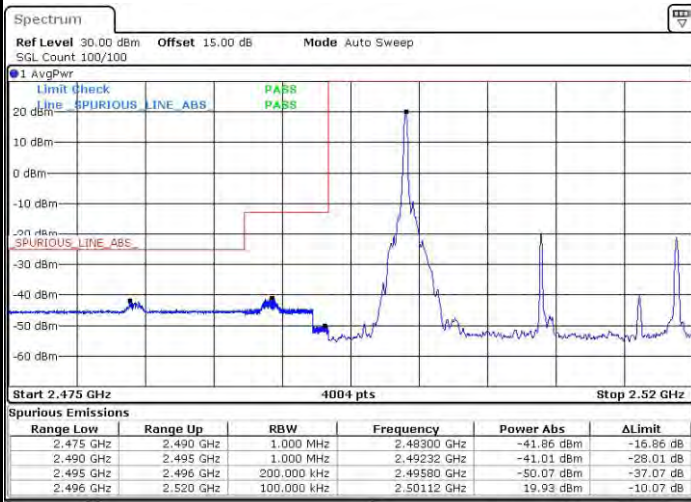


Date: 3.SEP.2015 19:52:55



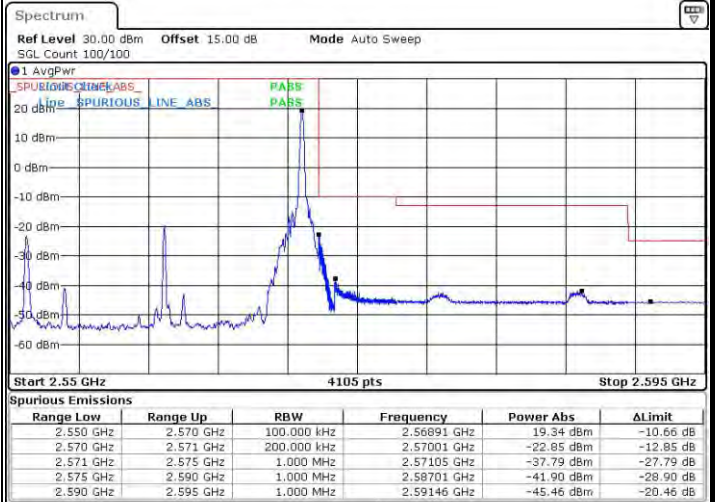
LTE Band 7 / 20MHz / QPSK

Lowest Band Edge / 1 RB



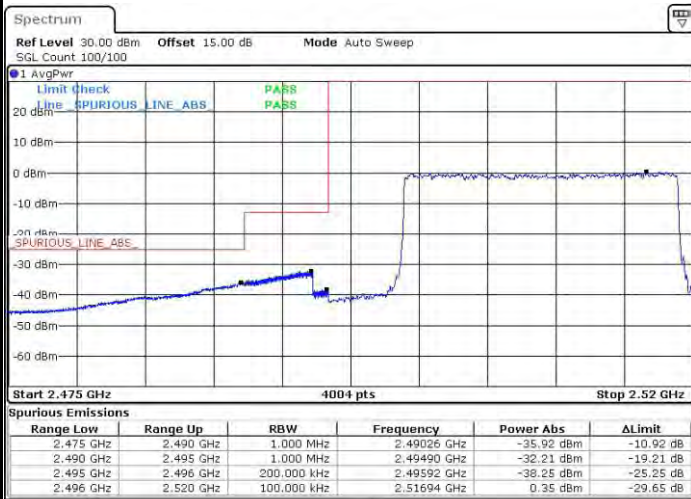
Date: 3.SEP.2015 19:57:15

Highest Band Edge / 1 RB



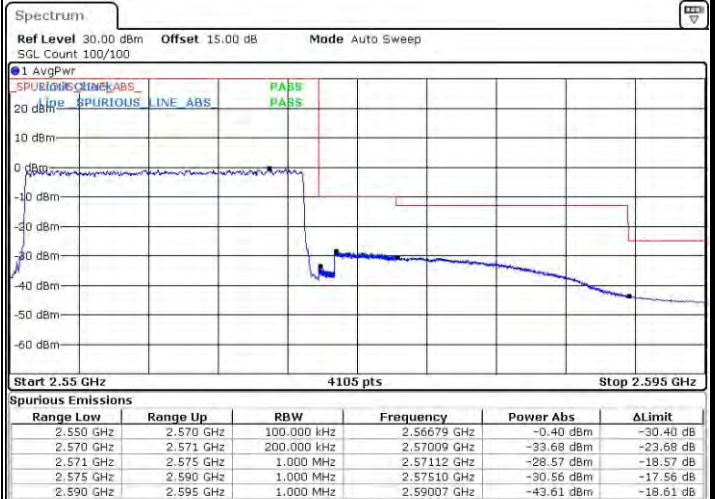
Date: 3.SEP.2015 20:08:13

Lowest Band Edge / Full RB



Date: 3.SEP.2015 19:55:39

Highest Band Edge / Full RB

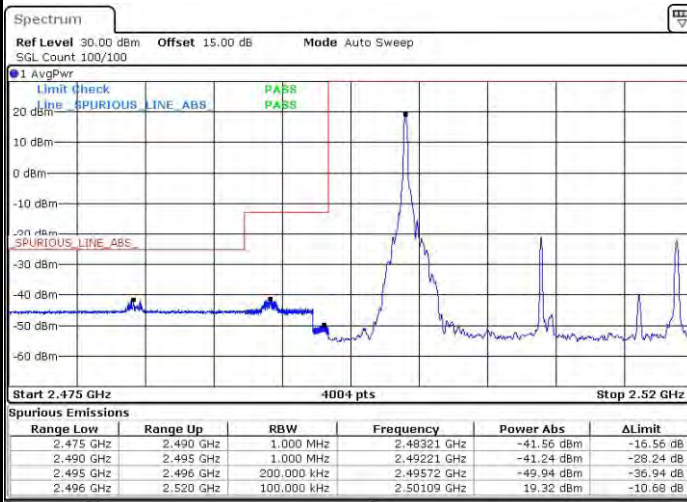


Date: 3.SEP.2015 20:11:43

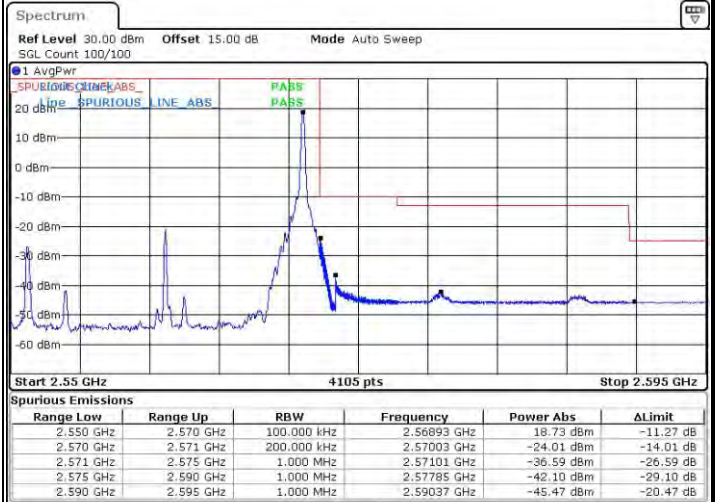


LTE Band 7 / 20MHz / 16QAM

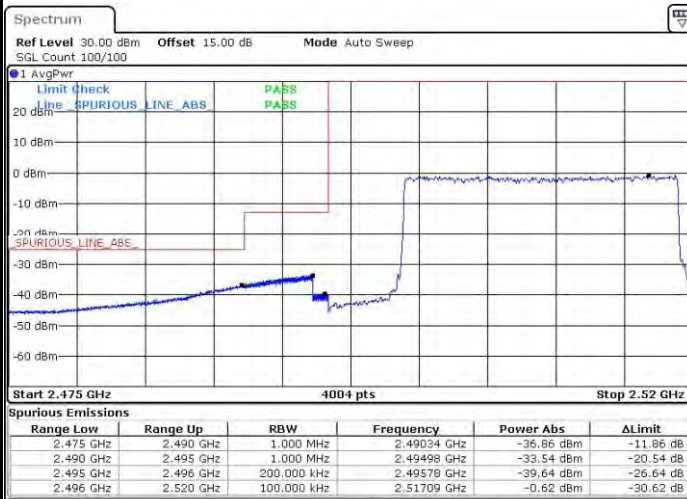
Lowest Band Edge / 1 RB



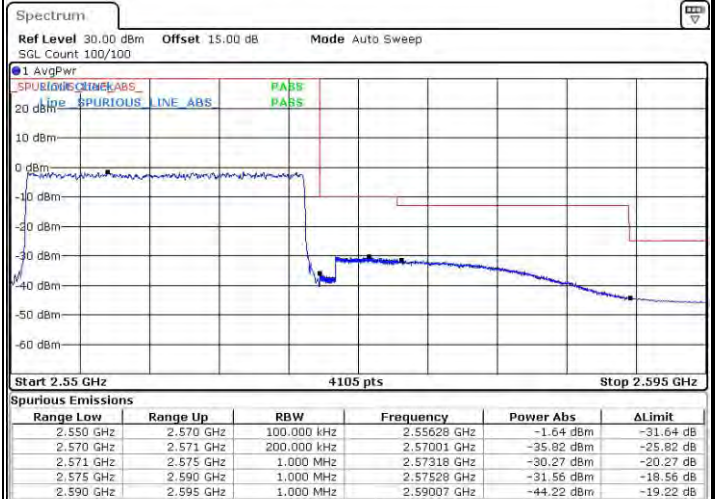
Highest Band Edge / 1RB



Lowest Band Edge / Full RB

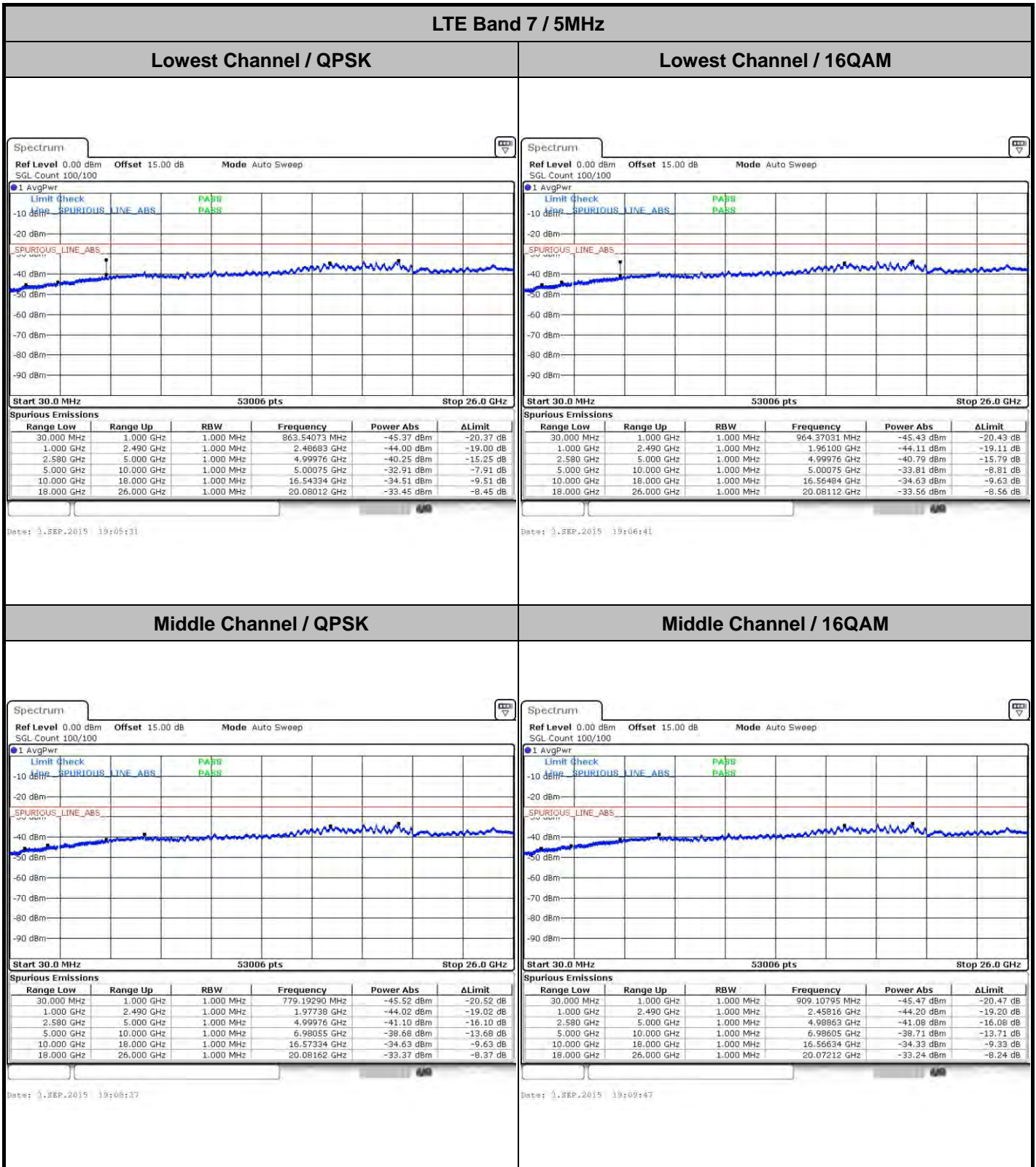


Highest Band Edge / Full RB





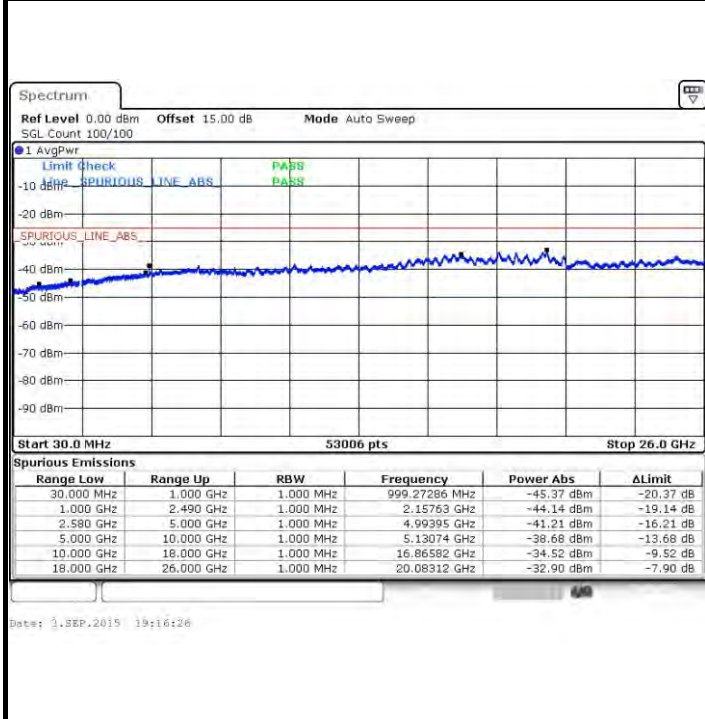
Conducted Spurious Emission



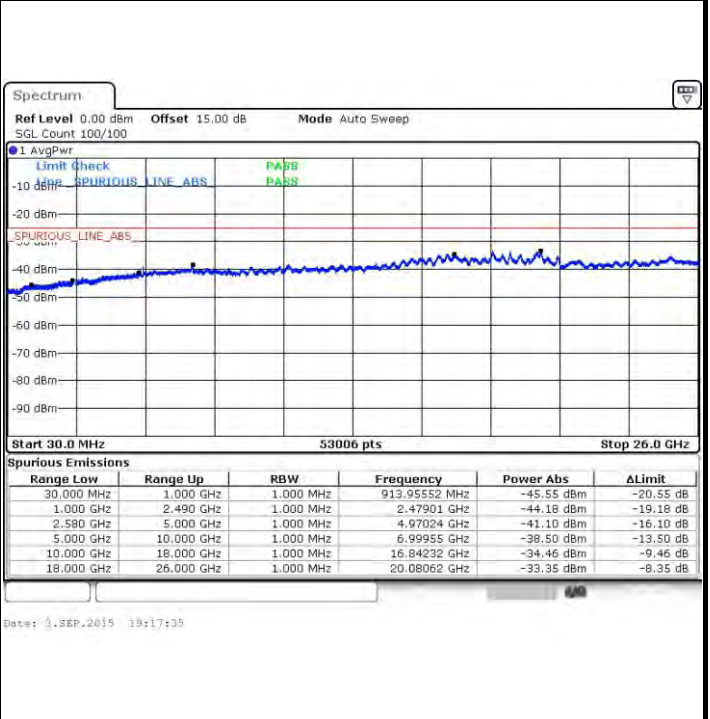


LTE Band 7 / 5MHz

Highest Channel / QPSK

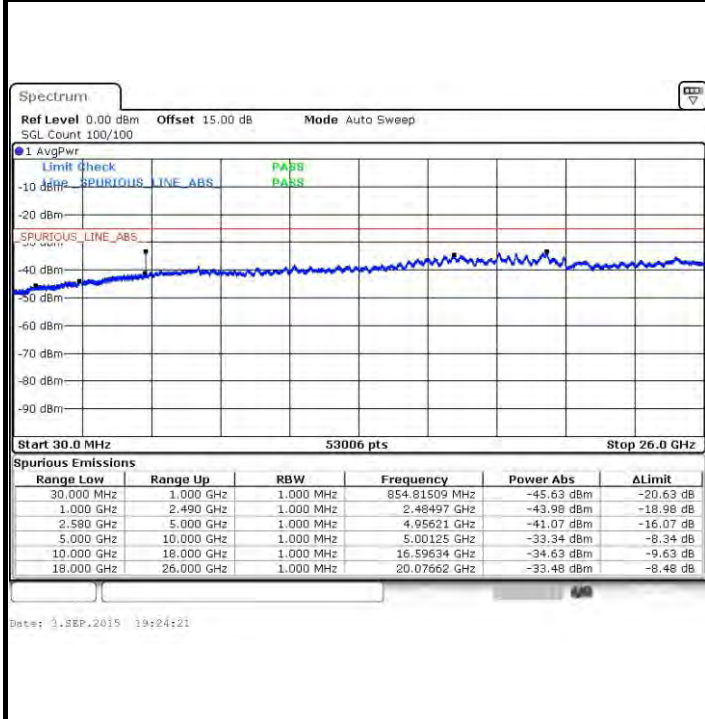


Highest Channel / 16QAM

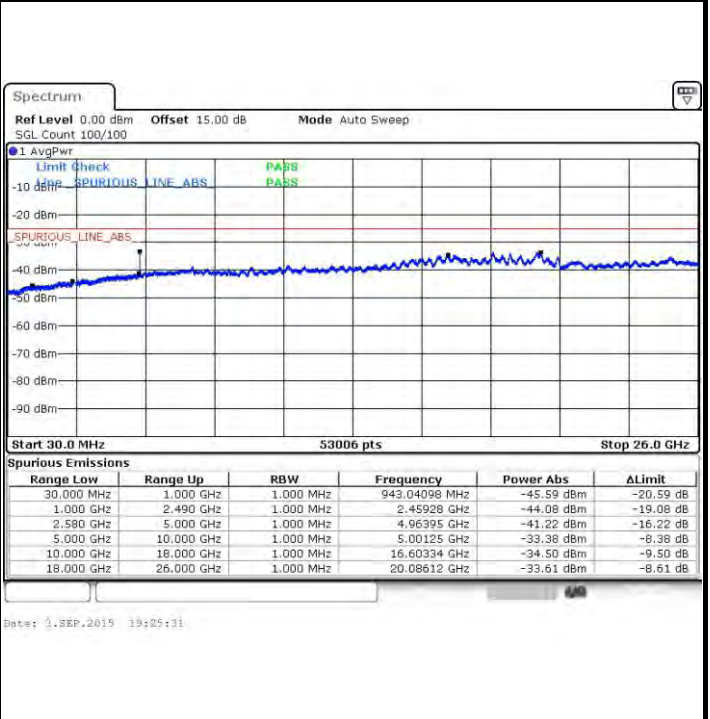


LTE Band 7 / 10MHz

Lowest Channel / QPSK



Lowest Channel / 16QAM

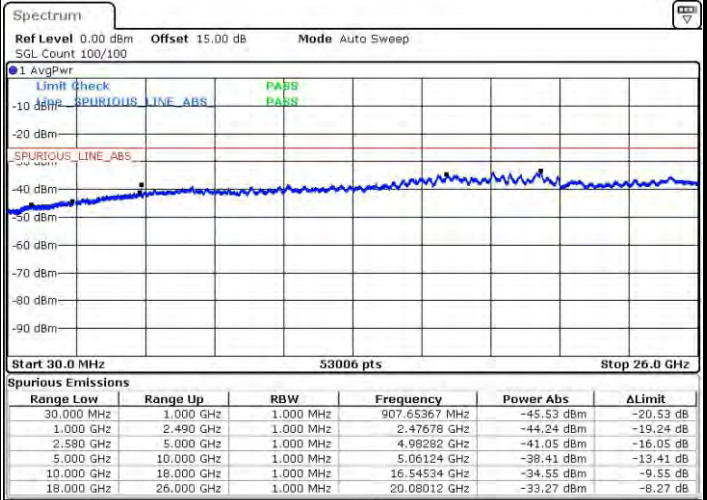
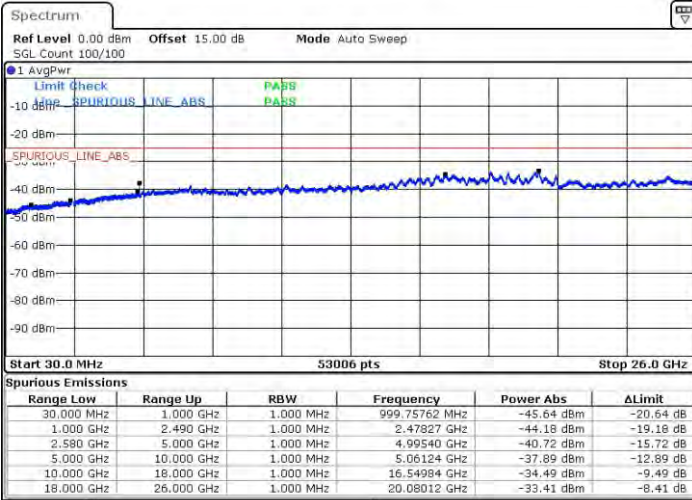




LTE Band 7 / 10MHz

Middle Channel / QPSK

Middle Channel / 16QAM

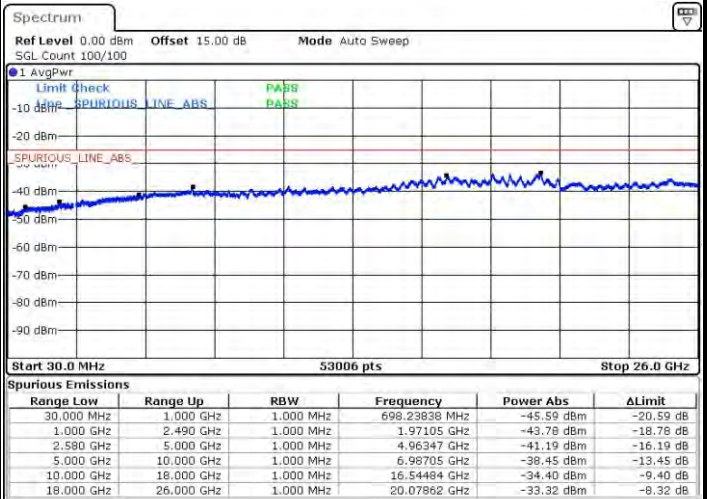
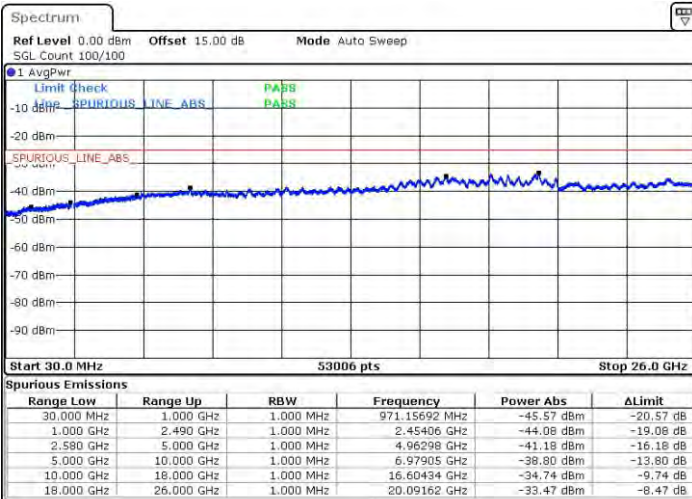


Date: 3.SEP.2015 19:27:28

Date: 3.SEP.2015 19:28:37

Highest Channel / QPSK

Highest Channel / 16QAM



Date: 3.SEP.2015 19:35:16

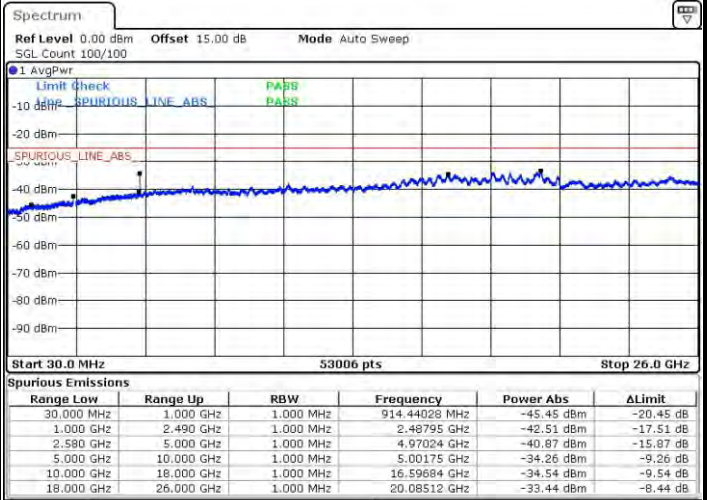
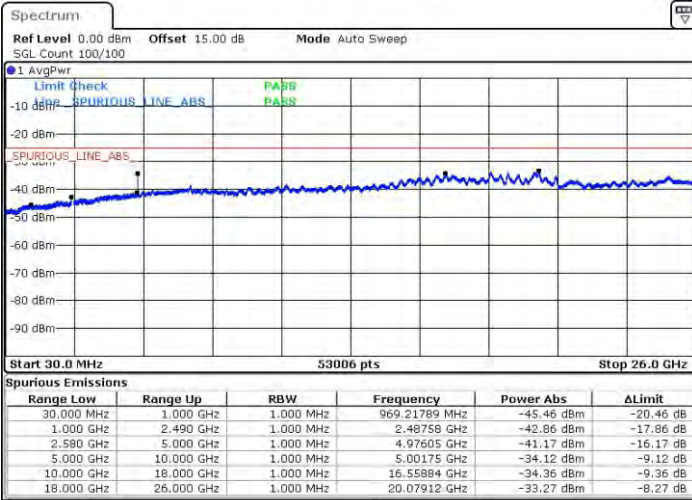
Date: 3.SEP.2015 19:36:23



LTE Band 7 / 15MHz

Lowest Channel / QPSK

Lowest Channel / 16QAM

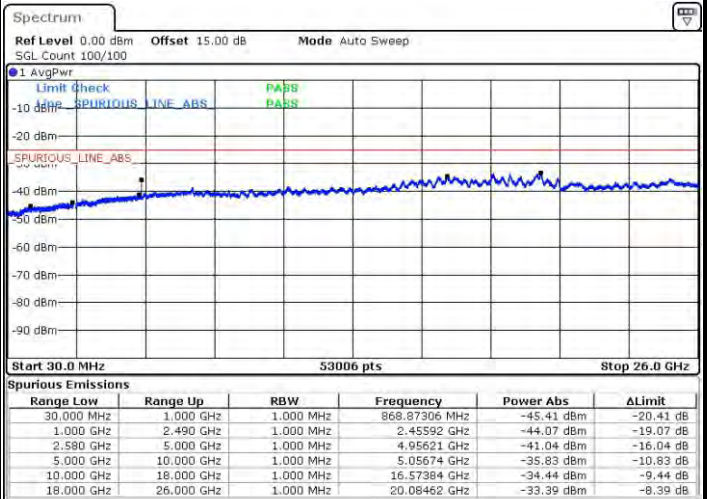
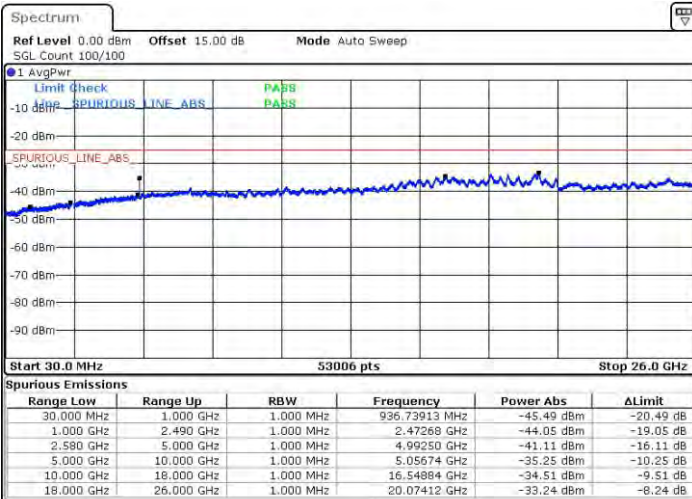


Date: 3.SEP.2015 19:43:11

Date: 3.SEP.2015 19:44:21

Middle Channel / QPSK

Middle Channel / 16QAM



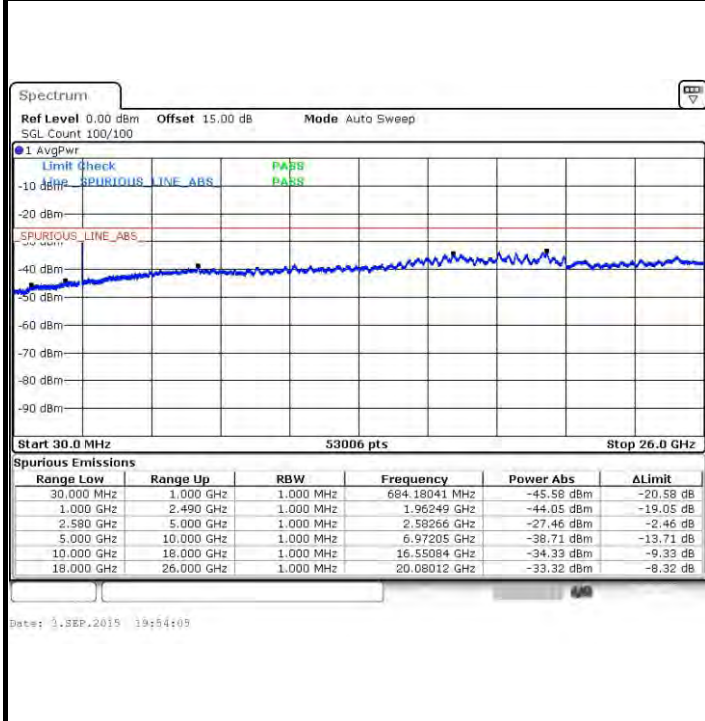
Date: 3.SEP.2015 19:46:18

Date: 3.SEP.2015 19:47:27

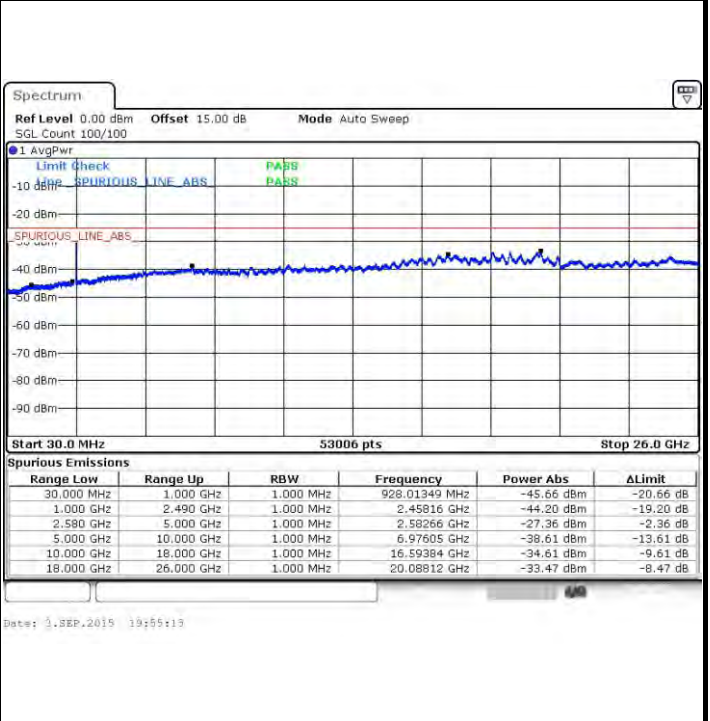


LTE Band 7 / 15MHz

Highest Channel / QPSK

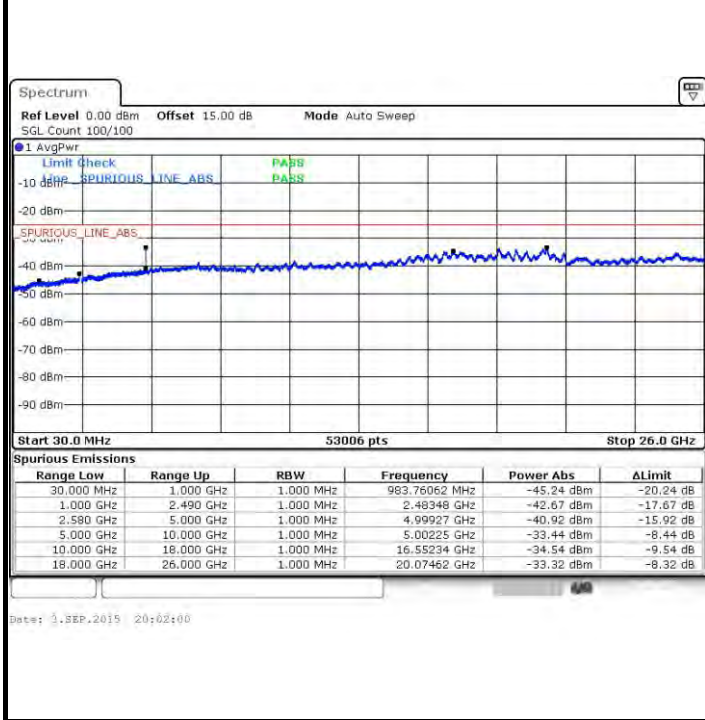


Highest Channel / 16QAM

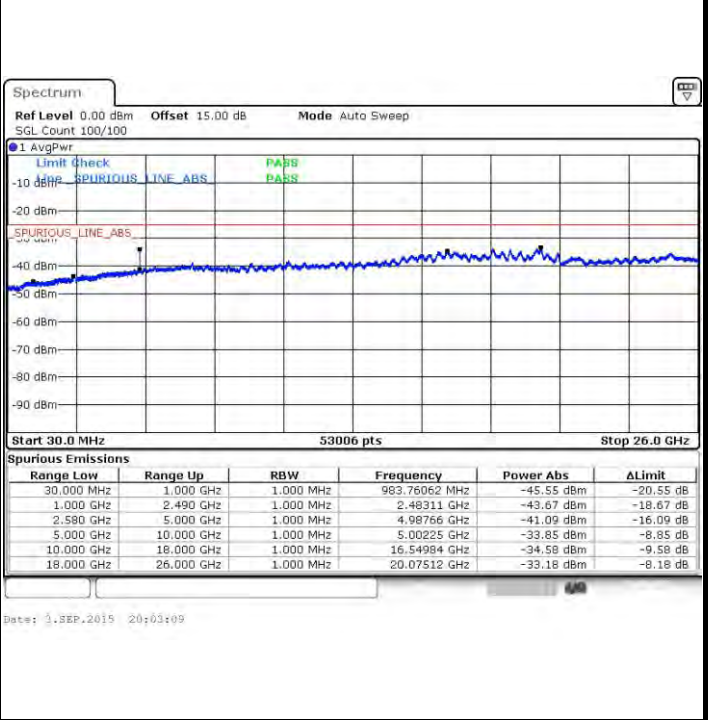


LTE Band 7 / 20MHz

Lowest Channel / QPSK



Lowest Channel / 16QAM

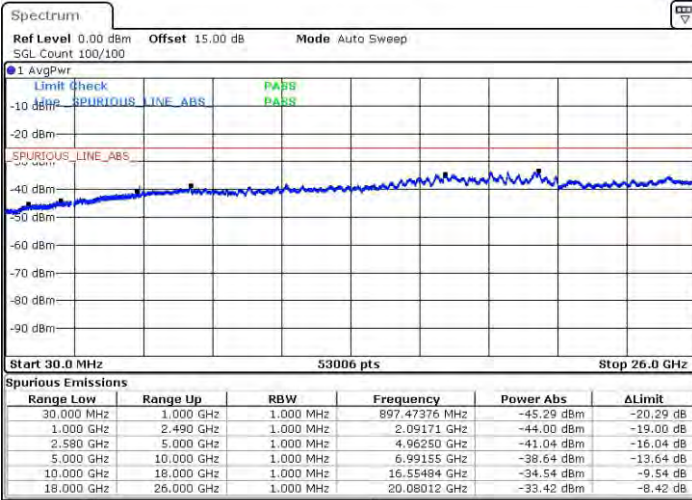




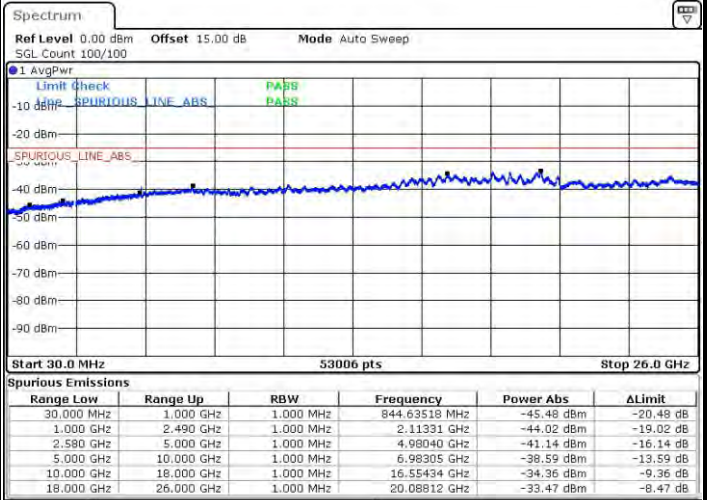
LTE Band 7 / 20MHz

Middle Channel / QPSK

Middle Channel / 16QAM



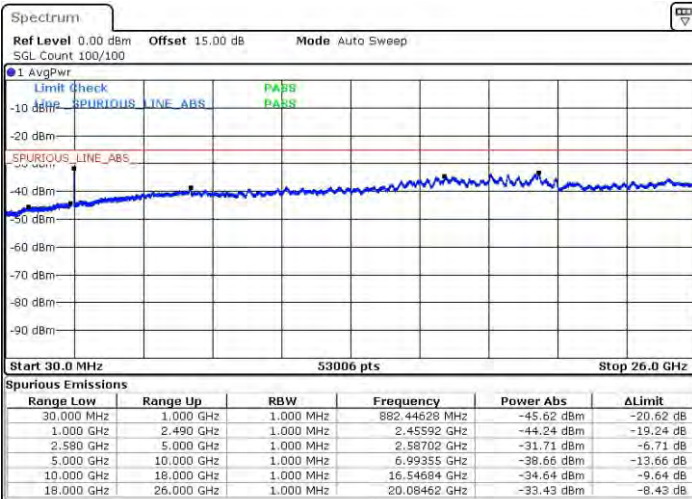
Date: 3.SEP.2015 20:05:06



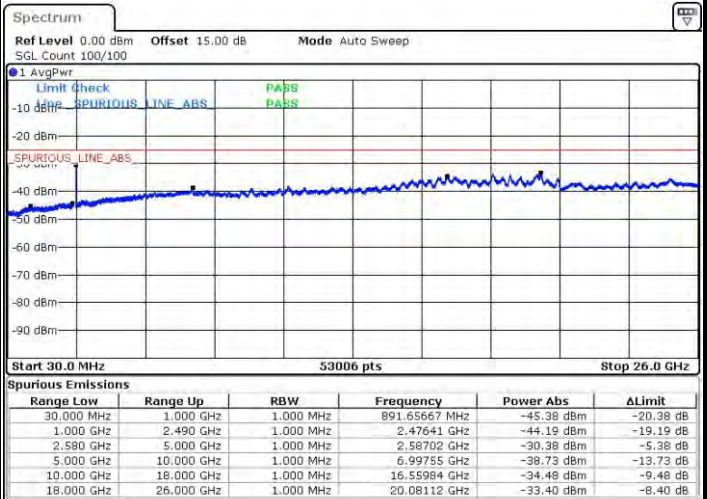
Date: 3.SEP.2015 20:06:13

Highest Channel / QPSK

Highest Channel / 16QAM



Date: 3.SEP.2015 20:12:53



Date: 3.SEP.2015 20:14:02



Frequency Stability

Test Conditions		LTE Band 7 (QPSK) / Middle Channel	Limit
Temperature (°C)	Voltage (Volt)	BW 10MHz	Note 2.
		Deviation (ppm)	Result
50	Normal Voltage	0.0085	PASS
40	Normal Voltage	0.0056	
30	Normal Voltage	0.0042	
20(Ref.)	Normal Voltage	0.0000	
10	Normal Voltage	0.0014	
0	Normal Voltage	0.0282	
-10	Normal Voltage	0.0310	
-20	Normal Voltage	0.0338	
-30	Normal Voltage	0.0324	
20	Maximum Voltage	0.0028	
20	Normal Voltage	0.0000	
20	Battery End Point	0.0014	

Note:

1. Normal Voltage = 3.8V. ; Battery End Point (BEP) = 3.5 V. ; Maximum Voltage =4.35V
2. Note: The frequency fundamental emissions stay within the authorized frequency block based on the frequency deviation measured is small.



LTE Band 17

Conducted Output Power(Average power)

LTE Band 17 Maximum Average Power [dBm]						
BW [MHz]	RB Size	RB Offset	Mod	Lowest	Middle	Highest
10	1	0	QPSK	23.41	23.34	23.33
10	1	25		23.32	23.30	23.21
10	1	49		23.07	22.98	22.86
10	25	0		22.39	22.38	22.35
10	25	12		22.37	22.31	22.25
10	25	25		22.30	22.21	22.15
10	50	0		22.36	22.31	22.25
10	1	0	16-QAM	22.68	22.70	22.72
10	1	25		22.64	22.59	22.58
10	1	49		22.47	22.35	22.28
10	25	0		21.43	21.43	21.39
10	25	12		21.42	21.35	21.28
10	25	25		21.33	21.27	21.18
10	50	0		21.38	21.38	21.30
5	1	0	QPSK	23.32	23.27	23.11
5	1	12		23.40	23.26	22.97
5	1	24		23.26	23.07	22.71
5	12	0		22.45	22.38	22.19
5	12	7		22.45	22.37	22.09
5	12	13		22.44	22.33	22.01
5	25	0		22.39	22.30	22.00
5	1	0	16-QAM	22.70	22.61	22.43
5	1	12		22.72	22.60	22.34
5	1	24		22.56	22.42	22.06
5	12	0		21.48	21.43	21.23
5	12	7		21.50	21.41	21.15
5	12	13		21.48	21.38	21.08
5	25	0		21.43	21.33	21.06



Peak-to-Average Ratio

Mode	LTE Band 17 / 10MHz				
Mod.	QPSK		16QAM		Limit: 13dB
RB Size	1RB	Full RB	1RB	Full RB	Result
Lowest CH	4.84	5.36	5.86	6.23	PASS
Middle CH	4.46	5.39	5.48	6.23	
Highest CH	4.43	5.45	5.19	6.26	



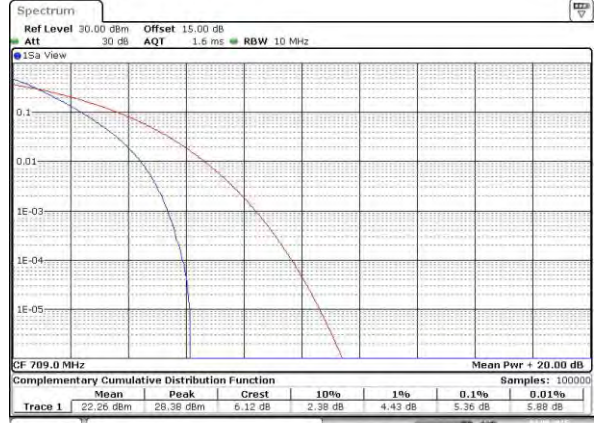
LTE Band 17 / 10MHz / QPSK

Lowest Channel / 1RB



Date: 3,SEP,2015 21:40:47

Lowest Channel / Full RB



Date: 3,SEP,2015 21:41:00

Middle Channel / 1RB



Date: 3,SEP,2015 21:41:10

Middle Channel / Full RB



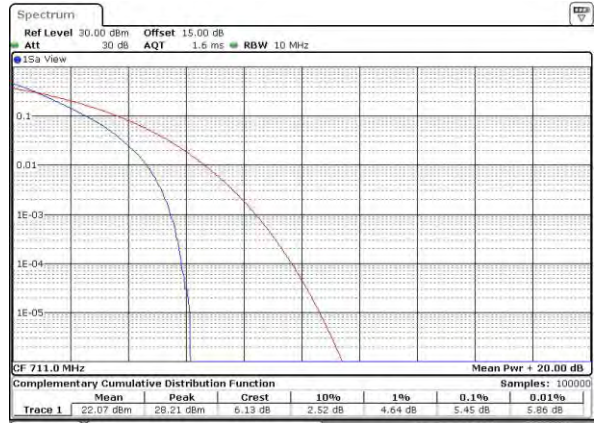
Date: 3,SEP,2015 21:41:30

Highest Channel / 1RB



Date: 3,SEP,2015 21:42:14

Highest Channel / Full RB

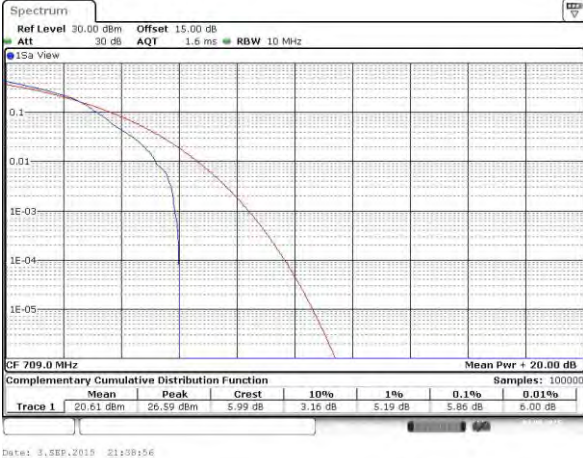


Date: 3,SEP,2015 21:42:27

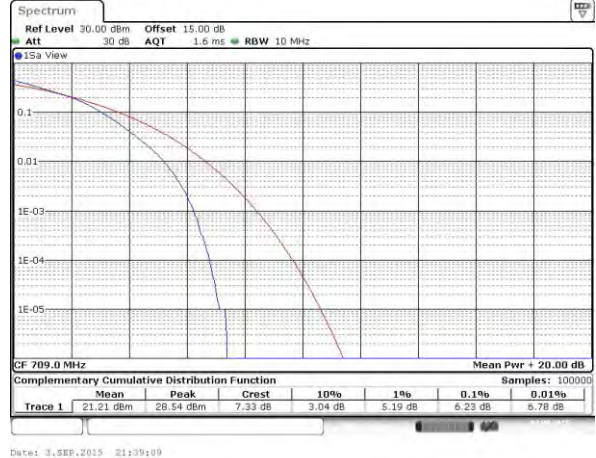


LTE Band 17 / 10MHz / 16QAM

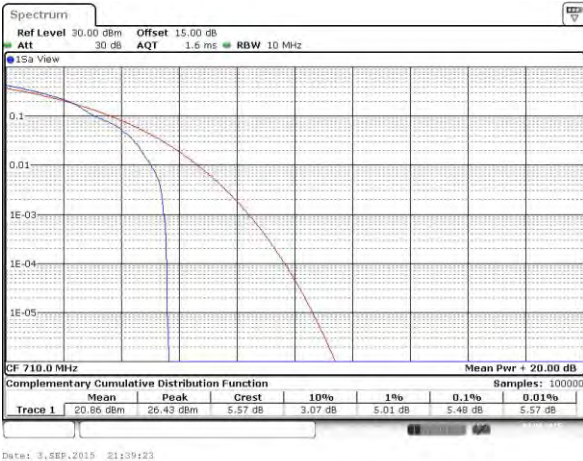
Lowest Channel / 1RB



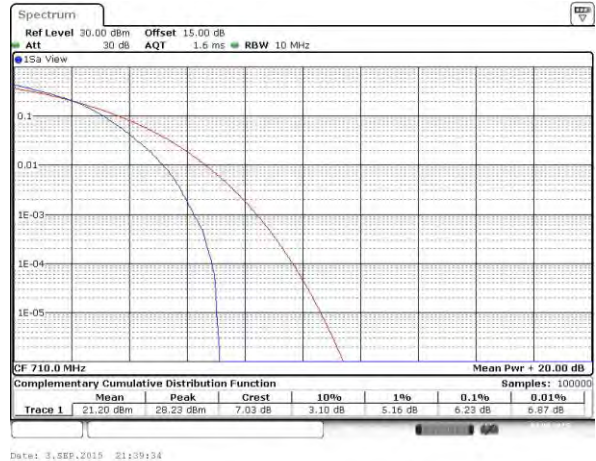
Lowest Channel / Full RB



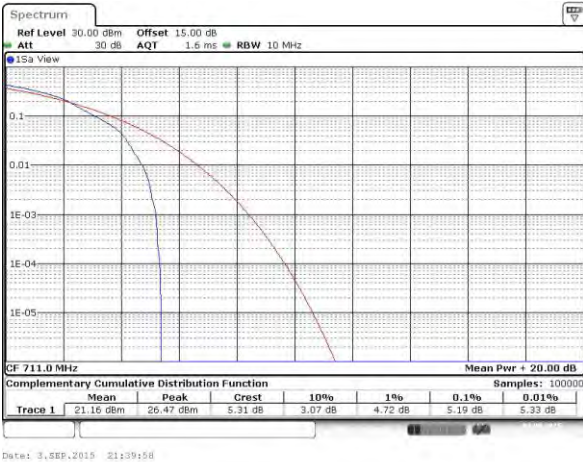
Middle Channel / 1RB



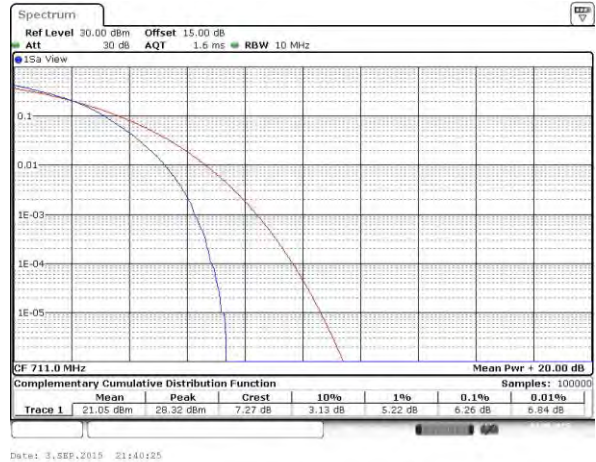
Middle Channel / Full RB



Highest Channel / 1RB



Highest Channel / Full RB





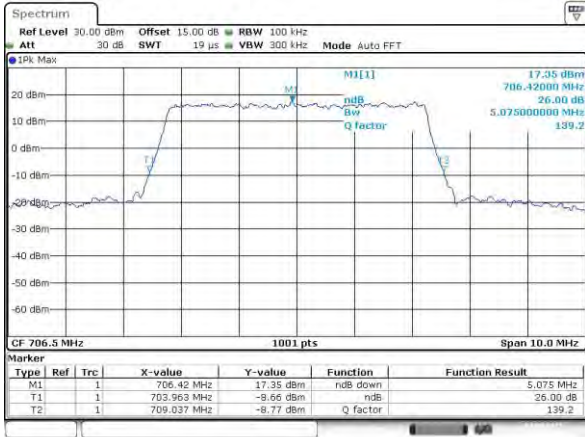
26dB Bandwidth

Mode	LTE Band 17 : 26dB BW(MHz)											
	1.4MHz		3MHz		5MHz		10MHz		15MHz		20MHz	
BW												
Mod.	QPSK	16QAM	QPSK	16QAM	QPSK	16QAM	QPSK	16QAM	QPSK	16QAM	QPSK	16QAM
Lowest CH	-	-	-	-	5.08	5.06	10.03	9.93	-	-	-	-
Middle CH	-	-	-	-	5.05	5.07	10.01	9.93	-	-	-	-
Highest CH	-	-	-	-	5.08	5.07	9.99	9.97	-	-	-	-



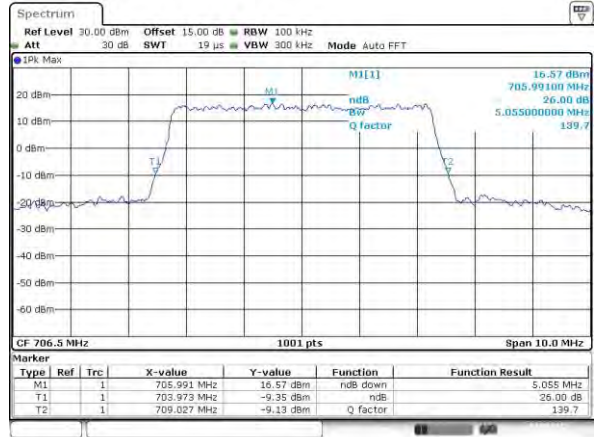
LTE Band 17

Lowest Channel / 5MHz / QPSK



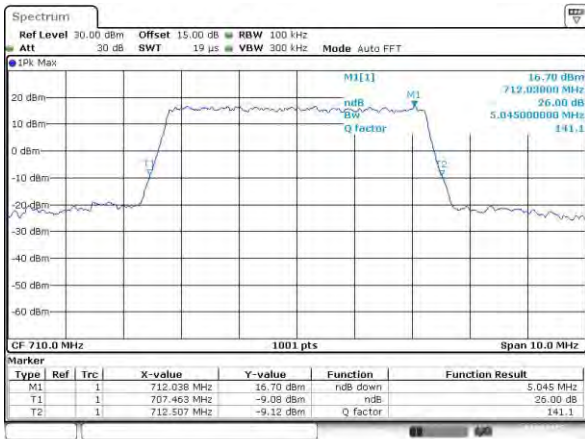
Date: 3,SEP,2015 20:33:03

Lowest Channel / 5MHz / 16QAM



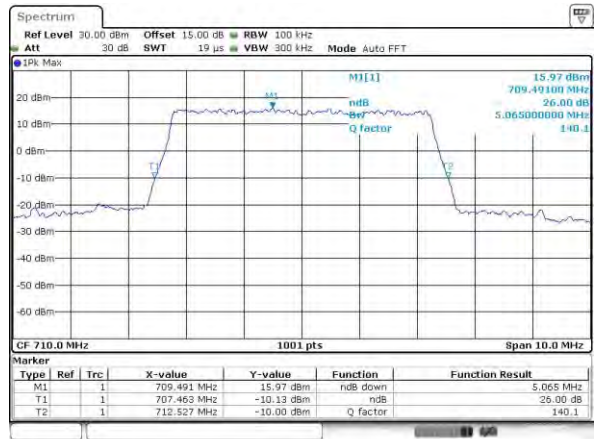
Date: 3,SEP,2015 20:33:16

Middle Channel / 5MHz / QPSK



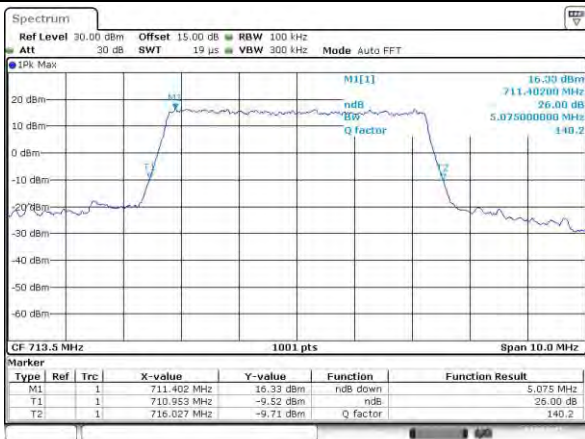
Date: 3,SEP,2015 21:02:00

Middle Channel / 5MHz / 16QAM



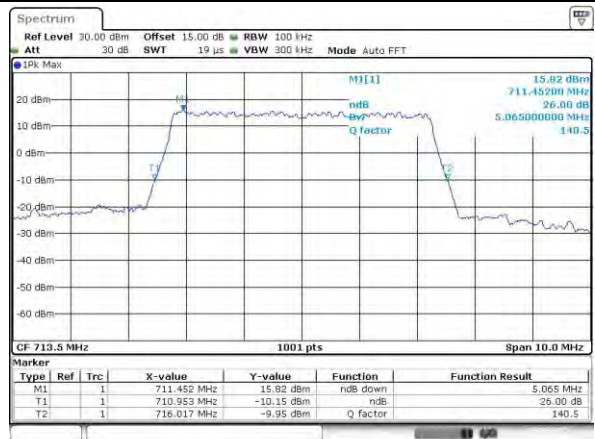
Date: 3,SEP,2015 21:02:11

Highest Channel / 5MHz / QPSK



Date: 3,SEP,2015 21:06:11

Highest Channel / 5MHz / 16QAM

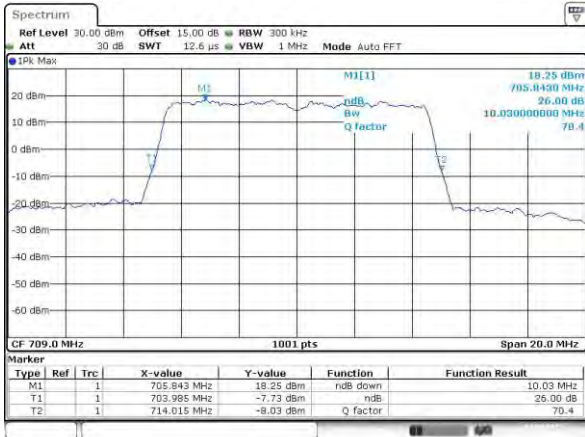


Date: 3,SEP,2015 21:06:23



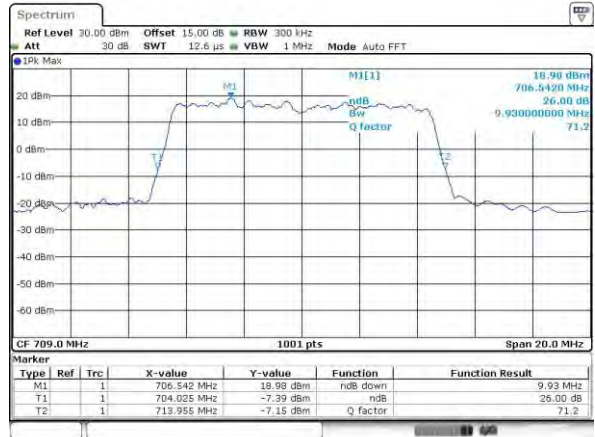
LTE Band 17

Lowest Channel / 10MHz / QPSK



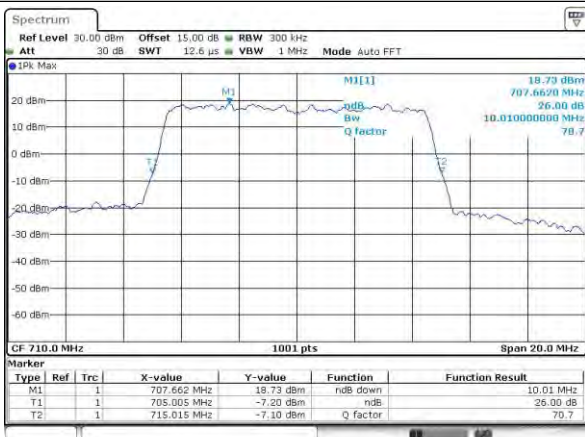
Date: 3,SEP,2015 21:14:04

Lowest Channel / 10MHz / 16QAM



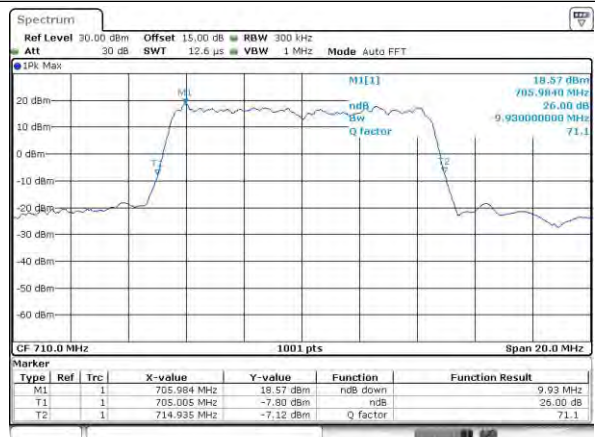
Date: 3,SEP,2015 21:14:17

Middle Channel / 10MHz / QPSK



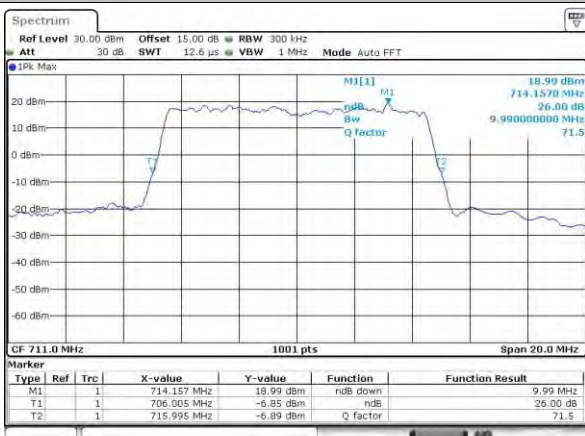
Date: 3,SEP,2015 21:21:00

Middle Channel / 10MHz / 16QAM



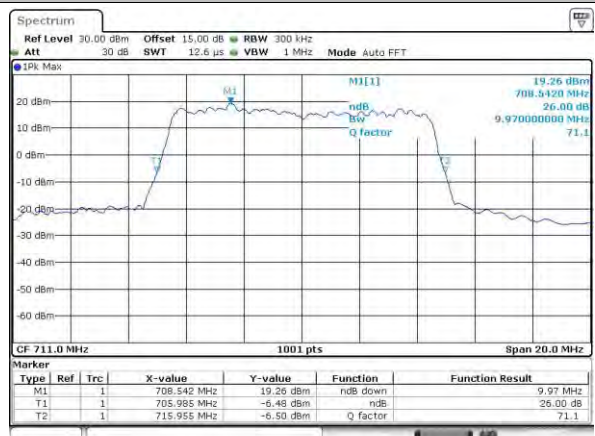
Date: 3,SEP,2015 21:22:10

Highest Channel / 10MHz / QPSK



Date: 3,SEP,2015 21:25:10

Highest Channel / 10MHz / 16QAM



Date: 3,SEP,2015 21:25:13



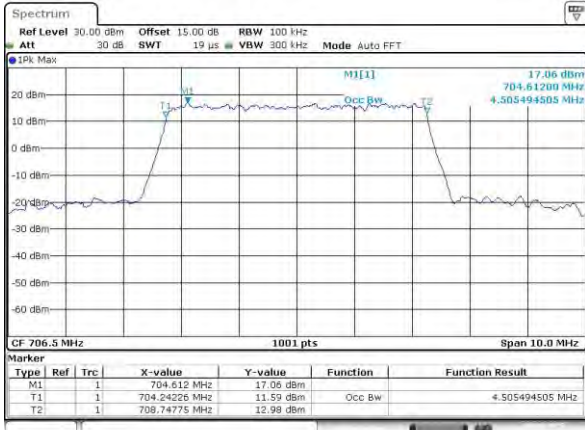
Occupied Bandwidth

Mode	LTE Band 17 : 99%OBW(MHz)											
	1.4MHz		3MHz		5MHz		10MHz		15MHz		20MHz	
BW	QPSK	16QAM	QPSK	16QAM	QPSK	16QAM	QPSK	16QAM	QPSK	16QAM	QPSK	16QAM
Mod.	QPSK	16QAM	QPSK	16QAM	QPSK	16QAM	QPSK	16QAM	QPSK	16QAM	QPSK	16QAM
Lowest CH	-	-	-	-	4.51	4.51	9.11	9.03	-	-	-	-
Middle CH	-	-	-	-	4.51	4.50	9.09	9.05	-	-	-	-
Highest CH	-	-	-	-	4.51	4.51	9.05	8.99	-	-	-	-



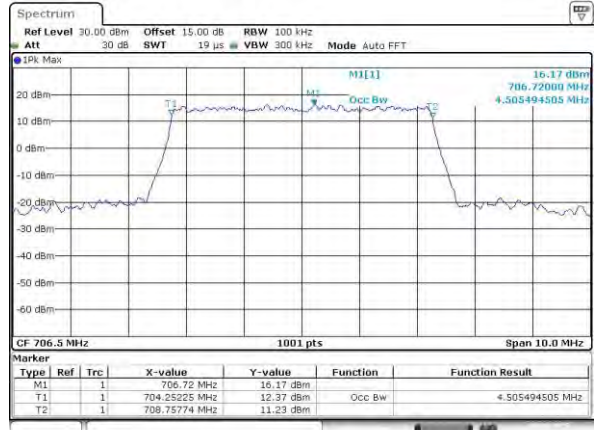
LTE Band 17

Lowest Channel / 5MHz / QPSK



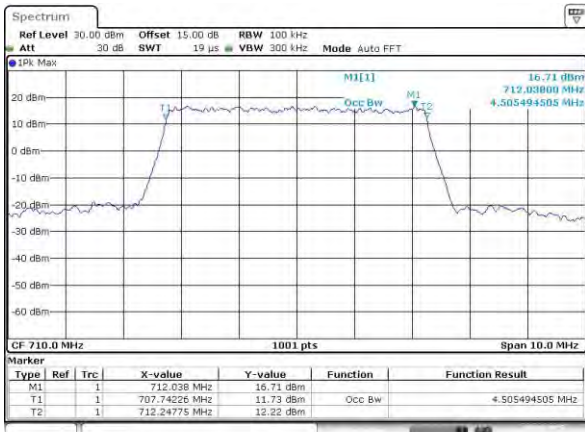
Date: 3,SEP,2015 20:34:39

Lowest Channel / 5MHz / 16QAM



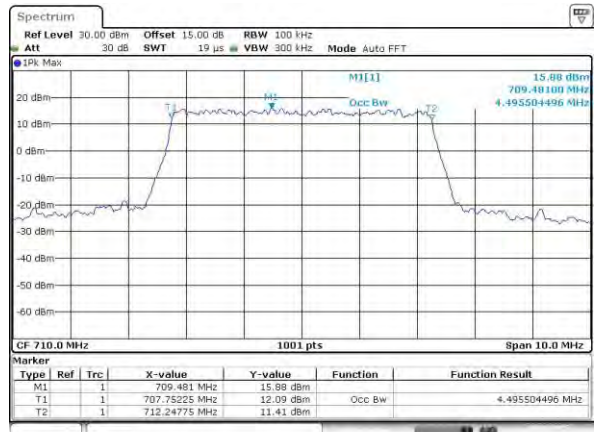
Date: 3,SEP,2015 20:34:50

Middle Channel / 5MHz / QPSK



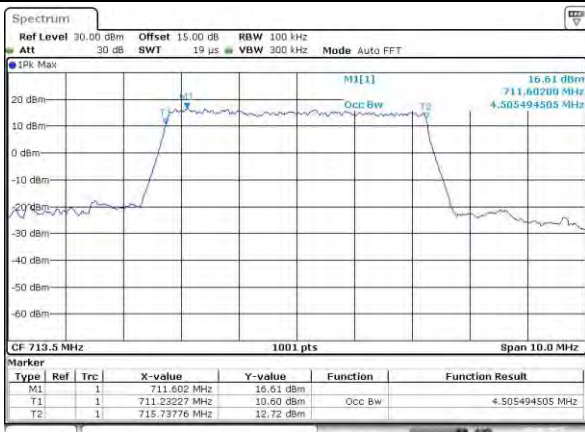
Date: 3,SEP,2015 21:02:35

Middle Channel / 5MHz / 16QAM



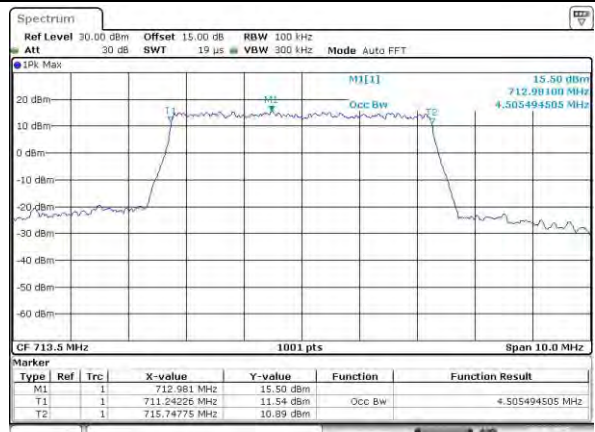
Date: 3,SEP,2015 21:02:45

Highest Channel / 5MHz / QPSK



Date: 3,SEP,2015 21:02:47

Highest Channel / 5MHz / 16QAM

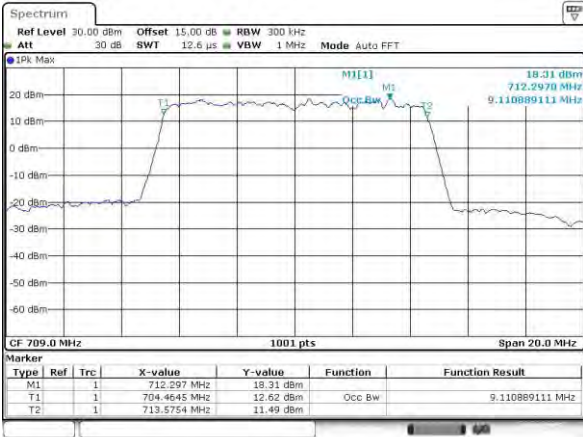


Date: 3,SEP,2015 21:02:58



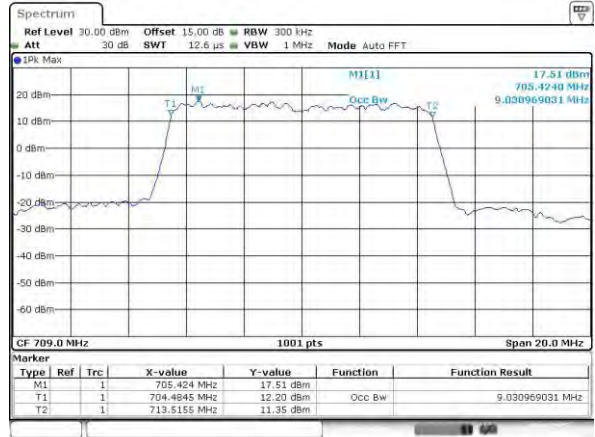
LTE Band 17

Lowest Channel / 10MHz / QPSK



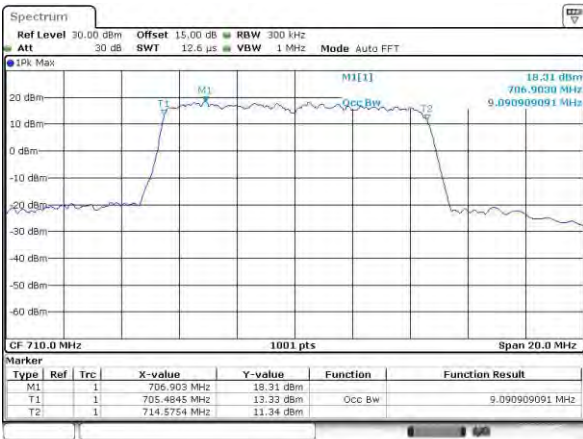
Date: 3,SEP,2015 21:13:40

Lowest Channel / 10MHz / 16QAM



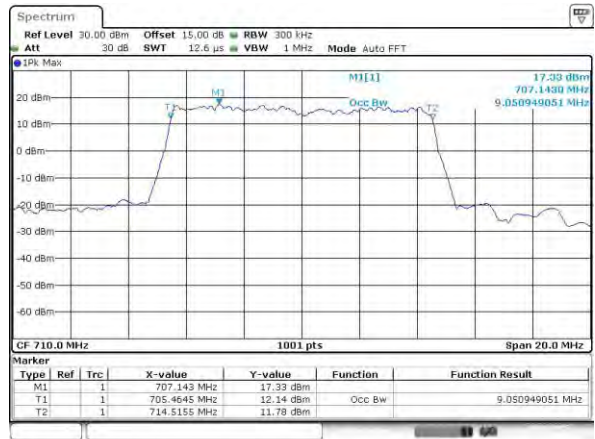
Date: 3,SEP,2015 21:13:51

Middle Channel / 10MHz / QPSK



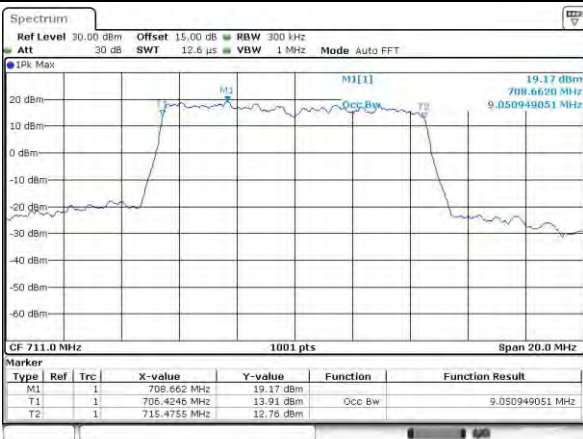
Date: 3,SEP,2015 21:21:34

Middle Channel / 10MHz / 16QAM



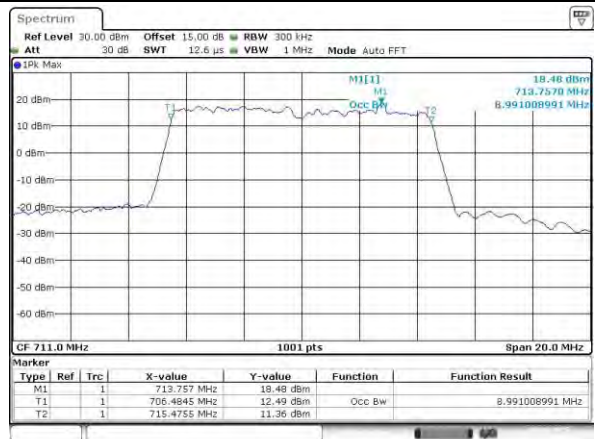
Date: 3,SEP,2015 21:21:45

Highest Channel / 10MHz / QPSK



Date: 3,SEP,2015 21:24:46

Highest Channel / 10MHz / 16QAM



Date: 3,SEP,2015 21:24:57



Conducted Band Edge

LTE Band 17 / 5MHz / QPSK

Lowest Band Edge / 1 RB



Date: 3. SEP. 2015 20:56:25

Highest Band Edge / 1 RB



Date: 3. SEP. 2015 21:07:32

Lowest Band Edge / Full RB



Date: 3. SEP. 2015 20:58:46

Highest Band Edge / Full RB

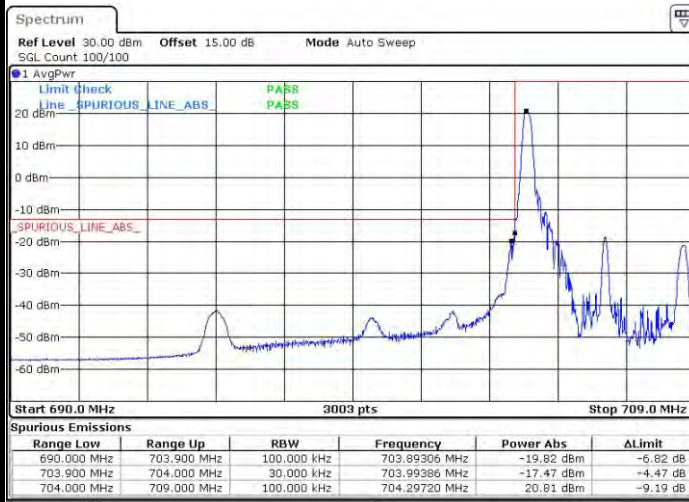


Date: 3. SEP. 2015 21:09:53



LTE Band 17 / 5MHz / 16QAM

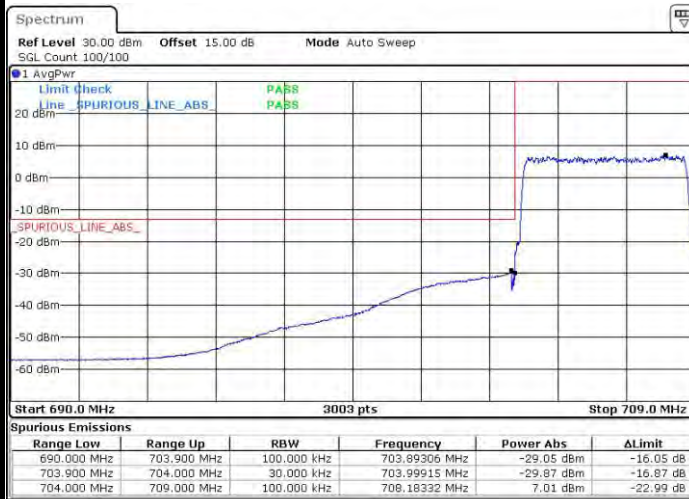
Lowest Band Edge / 1 RB



Highest Band Edge / 1 RB



Lowest Band Edge / Full RB



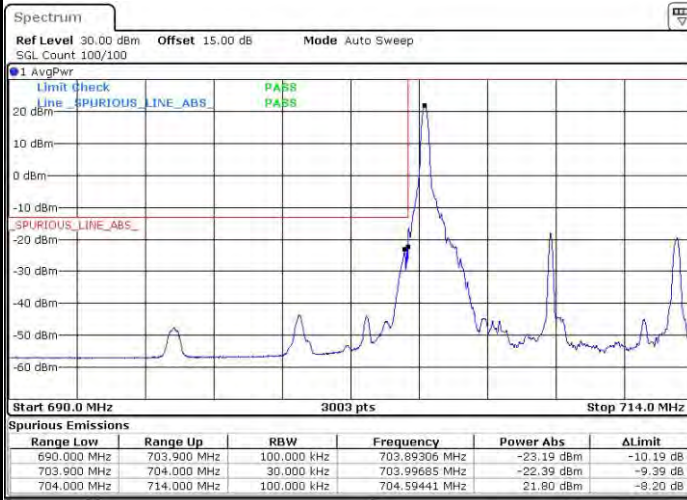
Highest Band Edge / Full RB





LTE Band 17 / 10MHz / QPSK

Lowest Band Edge / 1 RB



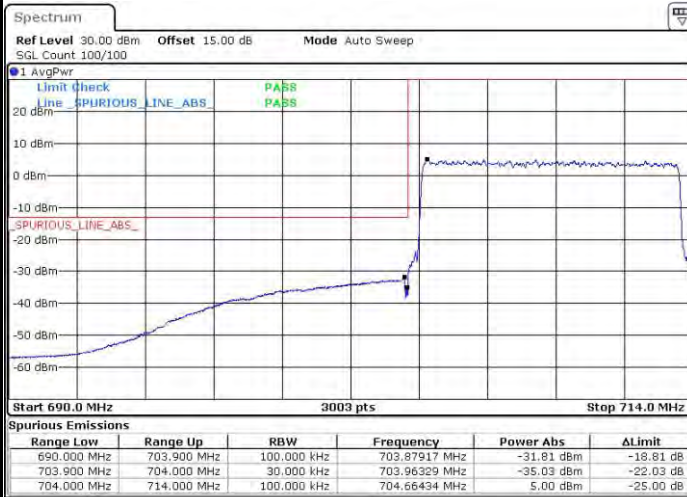
Date: 3.SEP.2015 21:15:26

Highest Band Edge / 1 RB



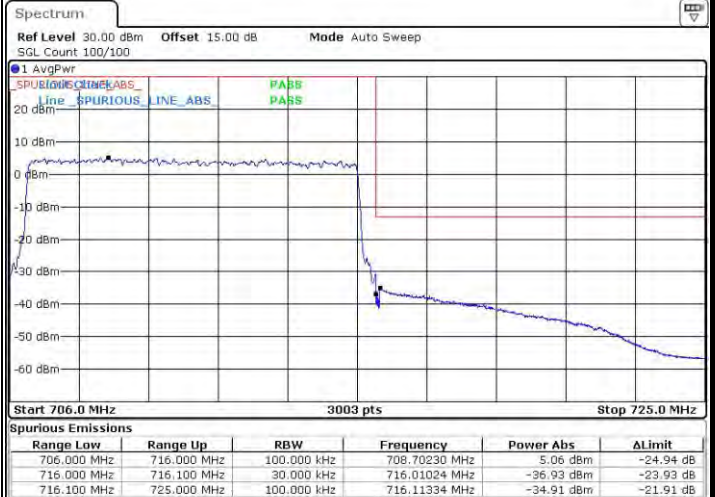
Date: 3.SEP.2015 21:26:32

Lowest Band Edge / Full RB



Date: 3.SEP.2015 21:17:47

Highest Band Edge / Full RB

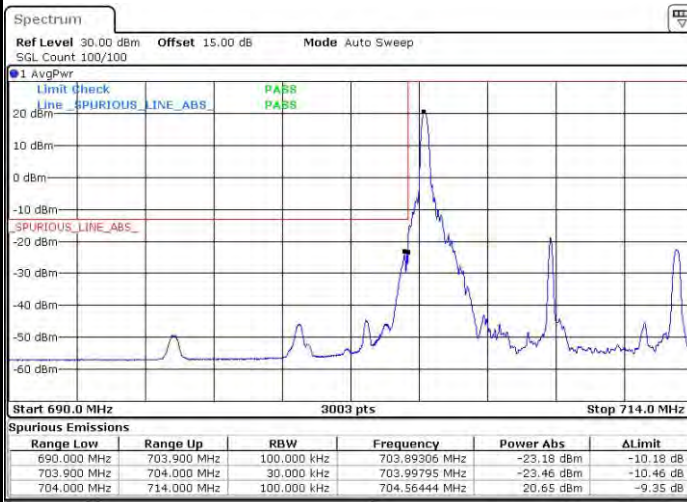


Date: 3.SEP.2015 21:28:52

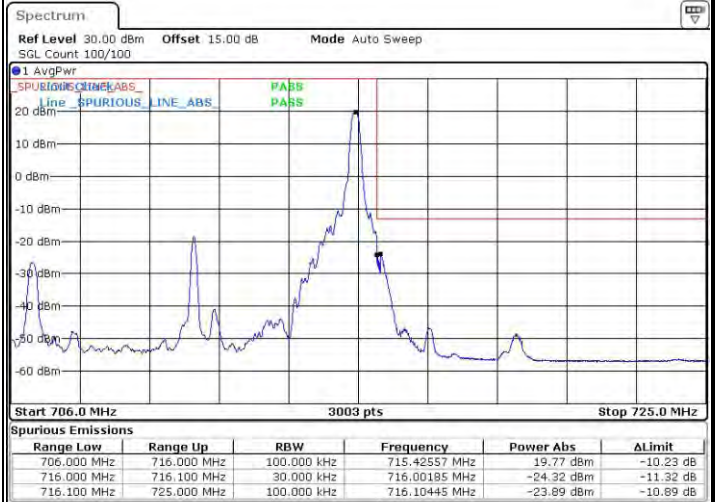


LTE Band 17 / 10MHz / 16QAM

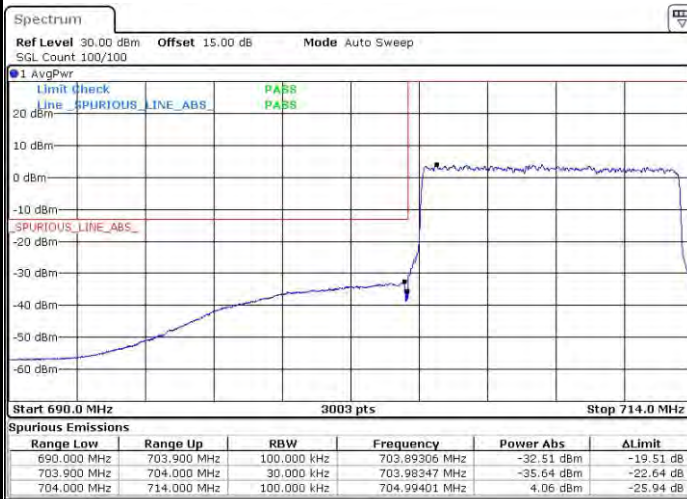
Lowest Band Edge / 1 RB



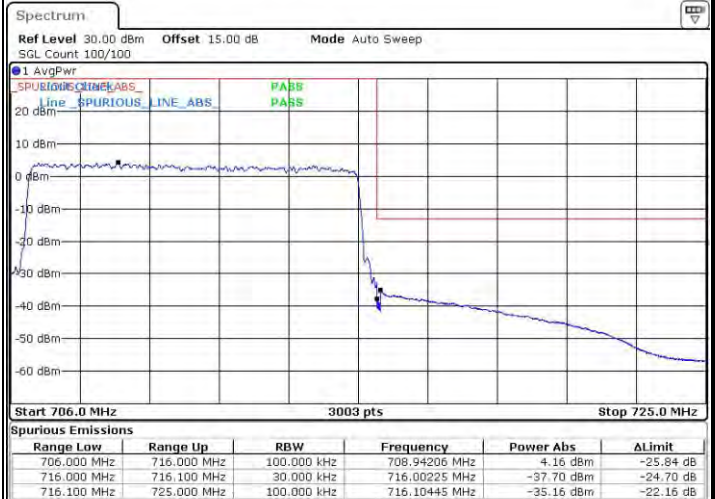
Highest Band Edge / 1 RB



Lowest Band Edge / Full RB

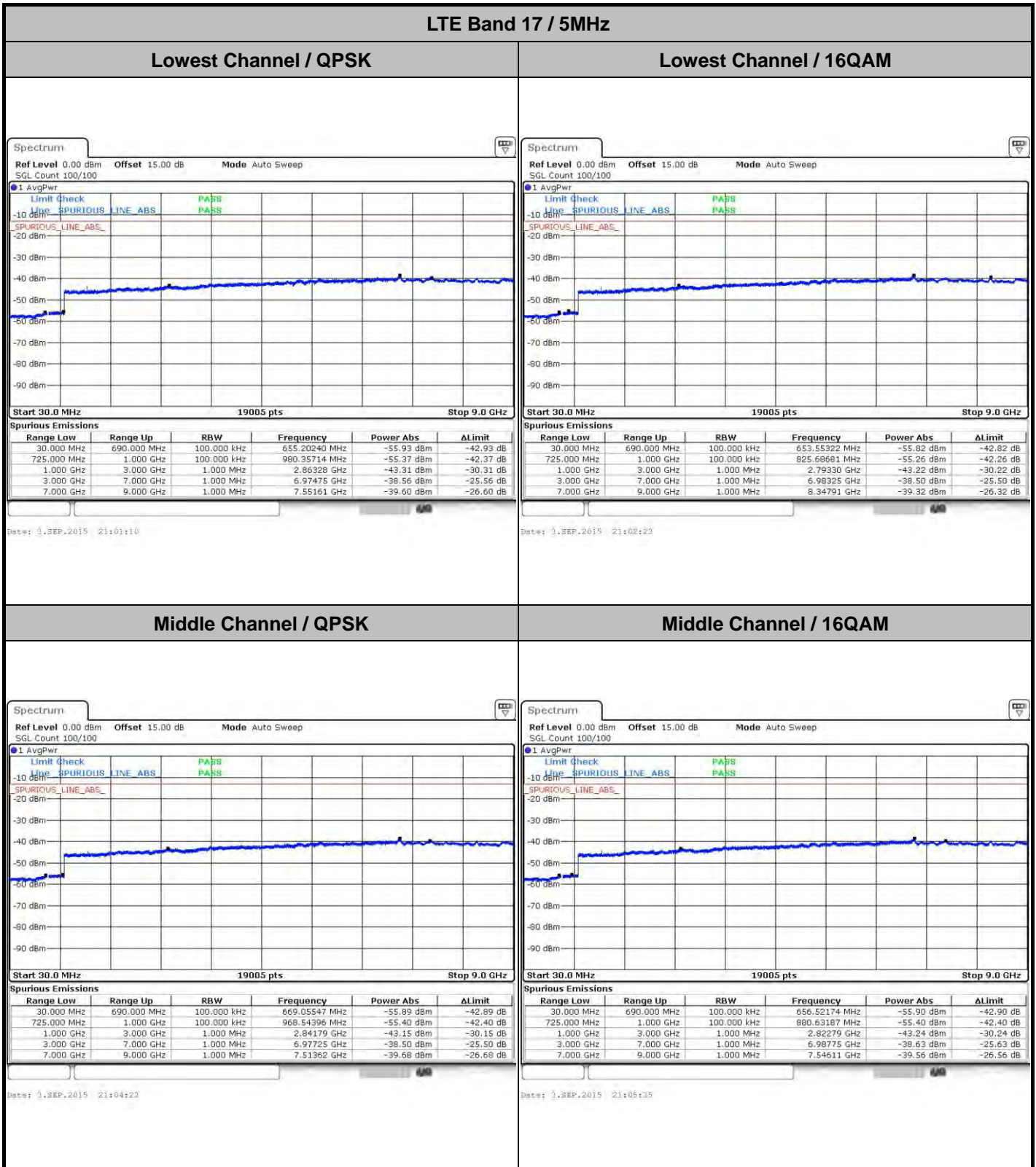


Highest Band Edge / Full RB





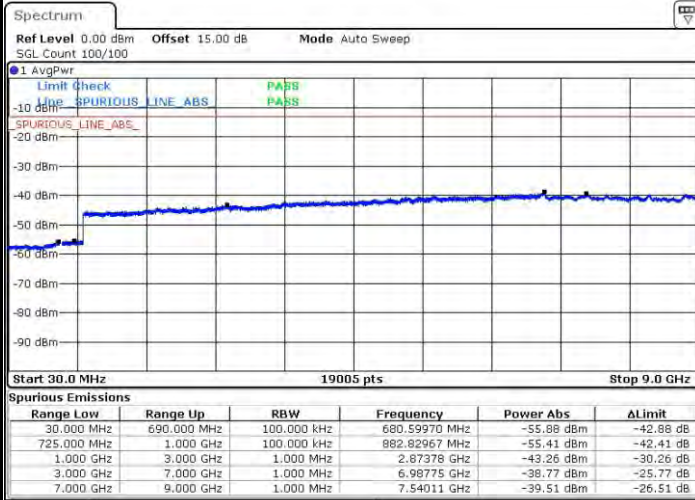
Conducted Spurious Emission





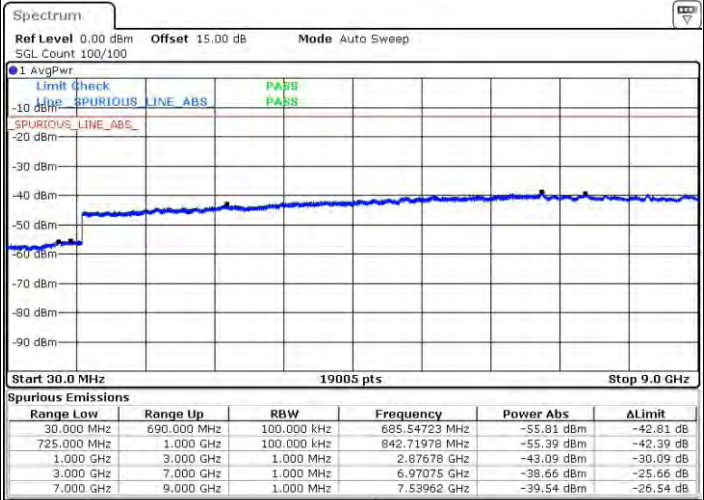
LTE Band 17 / 5MHz

Highest Channel / QPSK



Date: 3.SEP.2015 21:12:17

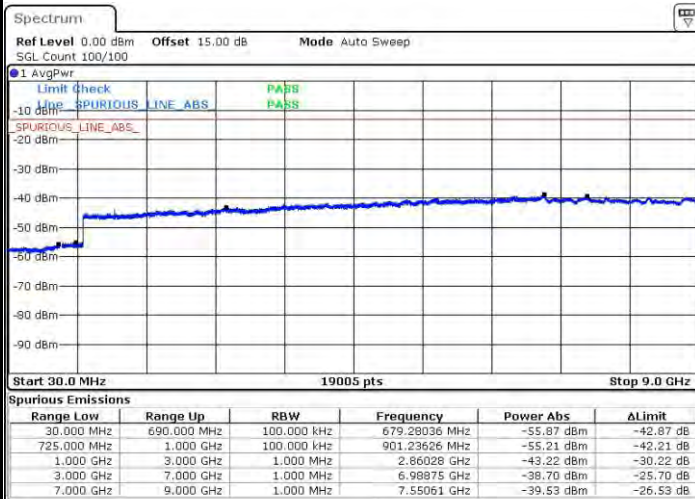
Highest Channel / 16QAM



Date: 3.SEP.2015 21:13:29

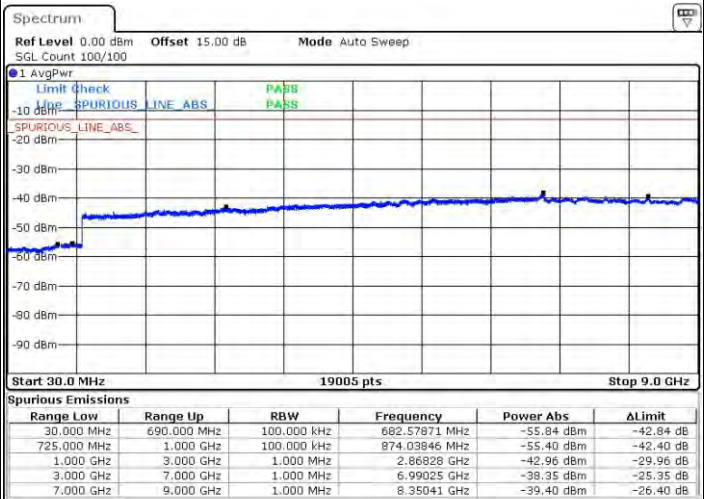
LTE Band 17 / 10MHz

Lowest Channel / QPSK



Date: 3.SEP.2015 21:20:10

Lowest Channel / 16QAM



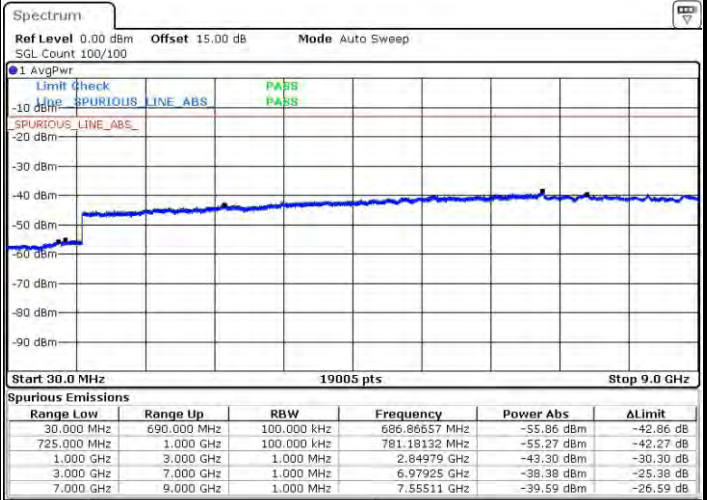
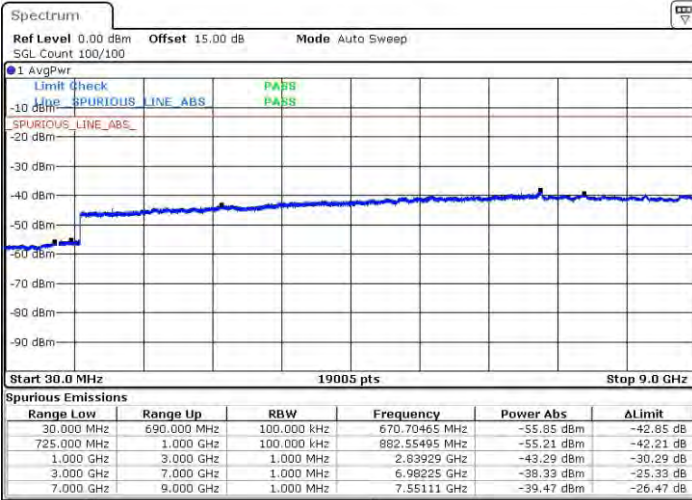
Date: 3.SEP.2015 21:21:23



LTE Band 17 / 10MHz

Middle Channel / QPSK

Middle Channel / 16QAM

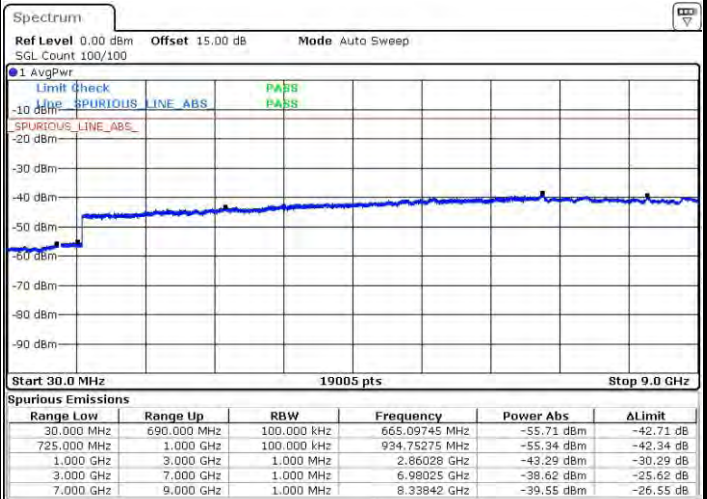
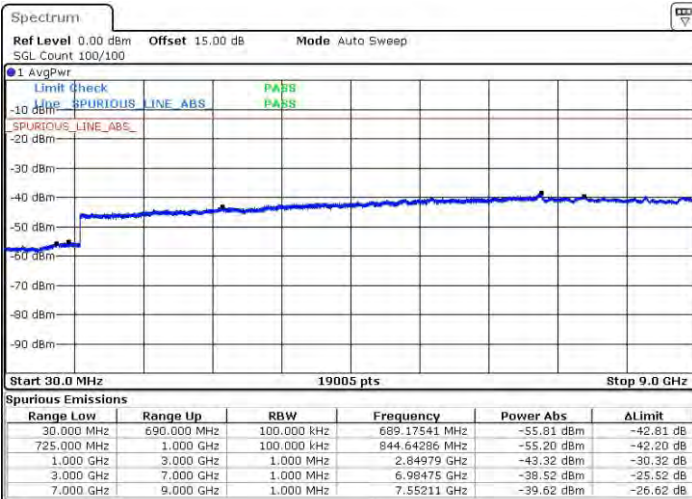


Date: 3.SEP.2015 21:23:22

Date: 3.SEP.2015 21:24:15

Highest Channel / QPSK

Highest Channel / 16QAM



Date: 3.SEP.2015 21:31:13

Date: 3.SEP.2015 21:32:27



Frequency Stability

Test Conditions		LTE Band 17 (QPSK) / Middle Channel	Limit
Temperature (°C)	Voltage (Volt)	BW 10MHz	Note 2.
		Deviation (ppm)	Result
50	Normal Voltage	0.0155	PASS
40	Normal Voltage	0.0141	
30	Normal Voltage	0.0028	
20(Ref.)	Normal Voltage	0.0000	
10	Normal Voltage	0.0014	
0	Normal Voltage	0.0127	
-10	Normal Voltage	0.0141	
-20	Normal Voltage	0.0155	
-30	Normal Voltage	0.0127	
20	Maximum Voltage	0.0028	
20	Normal Voltage	0.0000	
20	Battery End Point	0.0014	

Note:

1. Normal Voltage = 3.8V. ; Battery End Point (BEP) = 3.5 V. ; Maximum Voltage =4.35V
2. Note: The frequency fundamental emissions stay within the authorized frequency block based on the frequency deviation measured is small.



Appendix B. Test Results of Radiated Test

ERP/EIRP

LTE Band 2 / 1.4MHz (Average)							
Channel	Modulation	RB		Horizontal		Vertical	
		Size	Offset	EIRP(dBm)	EIRP(W)	EIRP(dBm)	EIRP(W)
Lowest	QPSK	3	0	21.98	0.1578	22.45	0.1760
Middle		3	0	21.93	0.1560	22.40	0.1738
Highest		1	5	23.89	0.2447	24.23	0.2647
Lowest	16QAM	1	3	21.31	0.1353	21.78	0.1505
Middle		1	3	21.38	0.1373	21.84	0.1526
Highest		1	3	23.04	0.2013	23.38	0.2180
Limit	EIRP < 2W			Result		PASS	

LTE Band 2 / 3MHz (Average)							
Channel	Modulation	RB		Horizontal		Vertical	
		Size	Offset	EIRP(dBm)	EIRP(W)	EIRP(dBm)	EIRP(W)
Lowest	QPSK	1	8	22.42	0.1744	22.77	0.1892
Middle		1	0	22.43	0.1749	22.66	0.1845
Highest		1	8	23.96	0.2489	24.19	0.2622
Lowest	16QAM	1	8	21.26	0.1336	21.77	0.1502
Middle		1	0	21.29	0.1345	21.70	0.1479
Highest		1	8	22.92	0.1958	23.30	0.2140
Limit	EIRP < 2W			Result		PASS	



LTE Band 2 / 5MHz (Average)							
Channel	Modulation	RB		Horizontal		Vertical	
		Size	Offset	EIRP(dBm)	EIRP(W)	EIRP(dBm)	EIRP(W)
Lowest	QPSK	1	0	22.14	0.1639	22.50	0.1777
Middle		1	0	22.46	0.1763	22.62	0.1828
Highest		1	24	24.06	0.2546	24.23	0.2651
Lowest	16QAM	1	0	21.28	0.1344	21.78	0.1508
Middle		1	0	21.36	0.1367	21.73	0.1488
Highest		1	24	22.94	0.1970	23.29	0.2132
Limit	EIRP < 2W			Result		PASS	

LTE Band 2 / 10MHz (Average)							
Channel	Modulation	RB		Horizontal		Vertical	
		Size	Offset	EIRP(dBm)	EIRP(W)	EIRP(dBm)	EIRP(W)
Lowest	QPSK	1	0	22.64	0.1836	22.99	0.1989
Middle		1	0	22.66	0.1844	22.97	0.1981
Highest		1	49	24.37	0.2733	24.58	0.2873
Lowest	16QAM	1	0	21.71	0.1484	22.09	0.1618
Middle		1	0	21.73	0.1490	22.16	0.1643
Highest		1	49	23.36	0.2166	23.63	0.2307
Limit	EIRP < 2W			Result		PASS	

LTE Band 2 / 15MHz (Average)							
Channel	Modulation	RB		Horizontal		Vertical	
		Size	Offset	EIRP(dBm)	EIRP(W)	EIRP(dBm)	EIRP(W)
Lowest	QPSK	1	0	22.68	0.1852	23.01	0.2001
Middle		1	74	22.79	0.1903	23.19	0.2086
Highest		1	74	24.22	0.2641	24.45	0.2785
Lowest	16QAM	1	0	21.75	0.1498	22.14	0.1636
Middle		1	74	21.89	0.1544	22.38	0.1730
Highest		1	74	23.34	0.2158	23.63	0.2309
Limit	EIRP < 2W			Result		PASS	



LTE Band 2 / 20MHz (Average)							
Channel	Modulation	RB		Horizontal		Vertical	
		Size	Offset	EIRP(dBm)	EIRP(W)	EIRP(dBm)	EIRP(W)
Lowest	QPSK	1	0	22.70	0.1861	23.05	0.2016
Middle		1	0	22.77	0.1892	23.12	0.2053
Highest		1	0	23.04	0.2012	23.49	0.2236
Lowest	16QAM	1	0	21.76	0.1500	22.15	0.1641
Middle		1	0	21.84	0.1527	22.28	0.1690
Highest		1	99	23.31	0.2142	23.62	0.2299
Limit	EIRP < 2W			Result		PASS	

LTE Band 4 / 1.4MHz (Average)							
Channel	Modulation	RB		Horizontal		Vertical	
		Size	Offset	EIRP(dBm)	EIRP(W)	EIRP(dBm)	EIRP(W)
Lowest	QPSK	1	3	21.65	0.1463	21.84	0.1529
Middle		3	0	22.66	0.1844	22.72	0.1870
Highest		1	3	22.61	0.1824	22.61	0.1824
Lowest	16QAM	1	3	20.59	0.1146	20.84	0.1213
Middle		1	3	21.53	0.1422	21.71	0.1481
Highest		1	3	21.52	0.1420	21.57	0.1436
Limit	EIRP < 1W			Result		PASS	

LTE Band 4 / 3MHz (Average)							
Channel	Modulation	RB		Horizontal		Vertical	
		Size	Offset	EIRP(dBm)	EIRP(W)	EIRP(dBm)	EIRP(W)
Lowest	QPSK	1	8	21.56	0.1433	21.72	0.1487
Middle		1	8	22.61	0.1823	22.72	0.1870
Highest		1	0	22.58	0.1813	22.55	0.1801
Lowest	16QAM	1	8	20.59	0.1146	20.82	0.1209
Middle		1	8	21.49	0.1410	21.65	0.1464
Highest		1	8	21.51	0.1417	21.54	0.1427
Limit	EIRP < 1W			Result		PASS	



LTE Band 4 / 5MHz (Average)							
Channel	Modulation	RB		Horizontal		Vertical	
		Size	Offset	EIRP(dBm)	EIRP(W)	EIRP(dBm)	EIRP(W)
Lowest	QPSK	1	12	21.67	0.1470	21.79	0.1511
Middle		1	12	22.57	0.1805	22.67	0.1849
Highest		1	0	22.72	0.1873	22.68	0.1855
Lowest	16QAM	1	12	20.69	0.1173	20.89	0.1227
Middle		1	12	21.50	0.1412	21.67	0.1468
Highest		1	0	21.63	0.1455	21.67	0.1468
Limit	EIRP < 1W			Result		PASS	

LTE Band 4/ 10MHz (Average)							
Channel	Modulation	RB		Horizontal		Vertical	
		Size	Offset	EIRP(dBm)	EIRP(W)	EIRP(dBm)	EIRP(W)
Lowest	QPSK	1	25	21.82	0.1521	21.94	0.1561
Middle		1	49	22.74	0.1878	22.76	0.1888
Highest		1	0	22.73	0.1876	22.75	0.1883
Lowest	16QAM	1	25	20.82	0.1208	21.01	0.1262
Middle		1	49	21.91	0.1553	21.93	0.1559
Highest		1	0	21.83	0.1525	21.83	0.1524
Limit	EIRP < 1W			Result		PASS	

LTE Band 4 / 15MHz (Average)							
Channel	Modulation	RB		Horizontal		Vertical	
		Size	Offset	EIRP(dBm)	EIRP(W)	EIRP(dBm)	EIRP(W)
Lowest	QPSK	1	74	22.26	0.1683	22.33	0.1709
Middle		1	74	22.80	0.1905	22.86	0.1932
Highest		1	0	22.77	0.1892	22.83	0.1918
Lowest	16QAM	1	74	21.04	0.1271	21.17	0.1308
Middle		1	74	21.65	0.1463	21.79	0.1511
Highest		1	37	21.50	0.1412	21.62	0.1453
Limit	EIRP < 1W			Result		PASS	



LTE Band 4 / 20MHz (Average)							
Channel	Modulation	RB		Horizontal		Vertical	
		Size	Offset	EIRP(dBm)	EIRP(W)	EIRP(dBm)	EIRP(W)
Lowest	QPSK	1	99	22.52	0.1786	22.59	0.1816
Middle		1	99	22.72	0.1872	22.73	0.1876
Highest		1	99	22.53	0.1792	22.48	0.1769
Lowest	16QAM	1	99	21.37	0.1370	21.53	0.1423
Middle		1	99	21.66	0.1465	21.71	0.1483
Highest		1	49	21.57	0.1436	21.69	0.1476
Limit	EIRP < 1W			Result		PASS	

LTE Band 7 / 5MHz (Average)							
Channel	Modulation	RB		Horizontal		Vertical	
		Size	Offset	EIRP(dBm)	EIRP(W)	EIRP(dBm)	EIRP(W)
Lowest	QPSK	1	12	20.30	0.1071	20.36	0.1086
Middle		1	0	19.34	0.0859	19.07	0.0807
Highest		1	12	17.25	0.0530	17.35	0.0544
Lowest	16QAM	1	12	19.33	0.0857	19.43	0.0877
Middle		1	0	18.28	0.0672	18.08	0.0642
Highest		1	12	16.22	0.0419	16.32	0.0429
Limit	EIRP < 2W			Result		PASS	

LTE Band 7 / 10MHz (Average)							
Channel	Modulation	RB		Horizontal		Vertical	
		Size	Offset	EIRP(dBm)	EIRP(W)	EIRP(dBm)	EIRP(W)
Lowest	QPSK	1	25	20.12	0.1028	19.98	0.0996
Middle		1	0	19.37	0.0865	19.07	0.0807
Highest		1	49	17.06	0.0509	17.11	0.0514
Lowest	16QAM	1	49	19.14	0.0820	19.06	0.0806
Middle		1	0	18.45	0.0700	18.20	0.0660
Highest		1	49	17.06	0.0509	17.11	0.0514
Limit	EIRP < 2W			Result		PASS	



LTE Band 7 / 15MHz (Average)							
Channel	Modulation	RB		Horizontal		Vertical	
		Size	Offset	EIRP(dBm)	EIRP(W)	EIRP(dBm)	EIRP(W)
Lowest	QPSK	1	37	20.20	0.1048	19.97	0.0993
Middle		1	0	19.45	0.0880	19.09	0.0812
Highest		1	74	17.08	0.0511	17.14	0.0518
Lowest	16QAM	1	74	18.98	0.0791	18.84	0.0766
Middle		1	0	18.60	0.0725	18.32	0.0679
Highest		1	74	16.20	0.0417	16.28	0.0425
Limit	EIRP < 2W			Result		PASS	

LTE Band 7 / 20MHz (Average)							
Channel	Modulation	RB		Horizontal		Vertical	
		Size	Offset	EIRP(dBm)	EIRP(W)	EIRP(dBm)	EIRP(W)
Lowest	QPSK	1	0	20.25	0.1059	20.56	0.1137
Middle		1	0	19.39	0.0869	19.35	0.0860
Highest		1	0	17.86	0.0611	17.79	0.0602
Lowest	16QAM	1	49	19.19	0.0831	19.13	0.0818
Middle		1	0	18.67	0.0736	18.47	0.0703
Highest		1	99	16.25	0.0422	16.32	0.0428
Limit	EIRP < 2W			Result		PASS	

LTE Band 17 / 5MHz (Average)							
Channel	Modulation	RB		Horizontal		Vertical	
		Size	Offset	ERP(dBm)	ERP(W)	ERP(dBm)	ERP(W)
Lowest	QPSK	1	12	16.17	0.0414	4.34	0.0027
Middle		1	0	16.12	0.0409	4.45	0.0028
Highest		1	0	16.27	0.0424	4.76	0.0030
Lowest	16QAM	1	12	15.29	0.0338	3.45	0.0022
Middle		1	0	15.27	0.0336	3.59	0.0023
Highest		1	0	15.48	0.0353	3.97	0.0025
Limit	ERP < 3W			Result		PASS	



LTE Band 17 / 10MHz (Average)							
Channel	Modulation	RB		Horizontal		Vertical	
		Size	Offset	ERP(dBm)	ERP(W)	ERP(dBm)	ERP(W)
Lowest	QPSK	1	0	16.09	0.0407	4.08	0.0026
Middle		1	0	16.12	0.0409	4.24	0.0027
Highest		1	0	16.16	0.0414	4.34	0.0027
Lowest	16QAM	1	0	15.27	0.0336	3.20	0.0021
Middle		1	0	15.25	0.0335	3.30	0.0021
Highest		1	0	15.28	0.0337	3.44	0.0022
Limit	ERP < 3W			Result		PASS	



Radiated Spurious Emission

LTE Band 2 / 1.4MHz / QPSK / RB Size 1 Offset 0									
Channel	Frequency (MHz)	EIRP (dBm)	Limit (dBm)	Over Limit (dB)	SPA Reading (dBm)	S.G. Power (dBm)	TX Cable loss (dB)	TX Antenna Gain (dBi)	Polarization (H/V)
Lowest	3700.32	-55.27	-13	-42.27	-66.52	-67.00	0.87	12.60	H
	5550.48	-53.27	-13	-40.27	-69.15	-65.30	1.07	13.10	H
	7400.64	-49.78	-13	-36.78	-68.10	-59.39	1.69	11.30	H
	3700.32	-54.31	-13	-41.31	-66.78	-66.04	0.87	12.6	V
	5550.48	-50.98	-13	-37.98	-67.3	-63.01	1.07	13.1	V
	7400.64	-50.55	-13	-37.55	-68.77	-60.16	1.69	11.3	V
Middle	3758.92	-54.66	-13	-41.66	-65.91	-66.39	0.87	12.60	H
	5638.38	-53.82	-13	-40.82	-69.70	-65.85	1.07	13.10	H
	7517.84	-50.88	-13	-37.88	-69.20	-60.49	1.69	11.30	H
	3758.92	-49.80	-13	-36.80	-62.27	-61.53	0.87	12.6	V
	5638.38	-53.25	-13	-40.25	-69.57	-65.28	1.07	13.1	V
	7517.84	-49.77	-13	-36.77	-67.99	-59.38	1.69	11.3	V
Highest	3817.52	-54.28	-13	-41.28	-65.53	-66.01	0.87	12.60	H
	5726.28	-53.74	-13	-40.74	-69.62	-65.77	1.07	13.10	H
	7635.04	-50.82	-13	-37.82	-69.14	-60.43	1.69	11.30	H
	3817.52	-51.41	-13	-38.41	-63.88	-63.14	0.87	12.6	V
	5726.28	-51.83	-13	-38.83	-68.15	-63.86	1.07	13.1	V
	7635.04	-49.47	-13	-36.47	-67.69	-59.08	1.69	11.3	V

Remark: Spurious emissions within 30-1000MHz were found more than 20dB below limit line.



LTE Band 2 / 3MHz / QPSK / RB Size 1 Offset 0									
Channel	Frequency (MHz)	EIRP (dBm)	Limit (dBm)	Over Limit (dB)	SPA Reading (dBm)	S.G. Power (dBm)	TX Cable loss (dB)	TX Antenna Gain (dBi)	Polarization (H/V)
Lowest	3700.48	-54.76	-13	-41.76	-66.01	-66.49	0.87	12.60	H
	5550.72	-52.99	-13	-39.99	-68.87	-65.02	1.07	13.10	H
	7400.96	-49.84	-13	-36.84	-68.16	-59.45	1.69	11.30	H
	3700.48	-53.52	-13	-40.52	-65.99	-65.25	0.87	12.6	V
	5550.72	-49.99	-13	-36.99	-66.31	-62.02	1.07	13.1	V
	7400.96	-50.29	-13	-37.29	-68.51	-59.90	1.69	11.3	V
Middle	3758.92	-53.85	-13	-40.85	-65.10	-65.58	0.87	12.60	H
	5638.38	-52.71	-13	-39.71	-68.59	-64.74	1.07	13.10	H
	7517.84	-50.24	-13	-37.24	-68.56	-59.85	1.69	11.30	H
	3758.92	-49.41	-13	-36.41	-61.88	-61.14	0.87	12.6	V
	5638.38	-53.37	-13	-40.37	-69.69	-65.40	1.07	13.1	V
	7517.84	-48.93	-13	-35.93	-67.15	-58.54	1.69	11.3	V
Highest	3814.48	-53.85	-13	-40.85	-65.10	-65.58	0.87	12.60	H
	5721.72	-54.39	-13	-41.39	-70.27	-66.42	1.07	13.10	H
	7628.96	-49.70	-13	-36.70	-68.02	-59.31	1.69	11.30	H
	3814.48	-50.91	-13	-37.91	-63.38	-62.64	0.87	12.6	V
	5721.72	-50.63	-13	-37.63	-66.95	-62.66	1.07	13.1	V
	7628.96	-48.80	-13	-35.80	-67.02	-58.41	1.69	11.3	V

Remark: Spurious emissions within 30-1000MHz were found more than 20dB below limit line.



LTE Band 2 / 5MHz / QPSK / RB Size 1 Offset 0									
Channel	Frequency (MHz)	EIRP (dBm)	Limit (dBm)	Over Limit (dB)	SPA Reading (dBm)	S.G. Power (dBm)	TX Cable loss (dB)	TX Antenna Gain (dBi)	Polarization (H/V)
Lowest	3700.68	-56.24	-13	-43.24	-67.49	-67.97	0.87	12.60	H
	5551.02	-54.05	-13	-41.05	-69.93	-66.08	1.07	13.10	H
	7401.36	-50.75	-13	-37.75	-69.07	-60.36	1.69	11.30	H
	3700.68	-55.67	-13	-42.67	-68.14	-67.40	0.87	12.6	V
	5551.02	-53.17	-13	-40.17	-69.49	-65.20	1.07	13.1	V
	7401.36	-50.70	-13	-37.70	-68.92	-60.31	1.69	11.3	V
Middle	3755.68	-56.11	-13	-43.11	-67.36	-67.84	0.87	12.60	H
	5633.52	-53.84	-13	-40.84	-69.72	-65.87	1.07	13.10	H
	7511.36	-50.37	-13	-37.37	-68.69	-59.98	1.69	11.30	H
	3755.68	-55.00	-13	-42.00	-67.47	-66.73	0.87	12.6	V
	5633.52	-53.32	-13	-40.32	-69.64	-65.35	1.07	13.1	V
	7511.36	-50.35	-13	-37.35	-68.57	-59.96	1.69	11.3	V
Highest	3814.48	-52.83	-13	-39.83	-64.08	-64.56	0.87	12.60	H
	5721.72	-54.22	-13	-41.22	-70.10	-66.25	1.07	13.10	H
	7628.96	-51.68	-13	-38.68	-70.00	-61.29	1.69	11.30	H
	3814.48	-50.95	-13	-37.95	-63.42	-62.68	0.87	12.6	V
	5721.72	-50.67	-13	-37.67	-66.99	-62.70	1.07	13.1	V
	7628.96	-50.12	-13	-37.12	-68.34	-59.73	1.69	11.3	V

Remark: Spurious emissions within 30-1000MHz were found more than 20dB below limit line.



LTE Band 2 / 10MHz / QPSK / RB Size 1 Offset 0									
Channel	Frequency (MHz)	EIRP (dBm)	Limit (dBm)	Over Limit (dB)	SPA Reading (dBm)	S.G. Power (dBm)	TX Cable loss (dB)	TX Antenna Gain (dBi)	Polarization (H/V)
Lowest	3701.18	-56.20	-13	-43.20	-67.45	-67.93	0.87	12.60	H
	5551.77	-53.62	-13	-40.62	-69.50	-65.65	1.07	13.10	H
	7402.36	-50.20	-13	-37.20	-68.52	-59.81	1.69	11.30	H
	3701.18	-55.64	-13	-42.64	-68.11	-67.37	0.87	12.6	V
	5551.77	-53.45	-13	-40.45	-69.77	-65.48	1.07	13.1	V
	7402.36	-52.04	-13	-39.04	-70.26	-61.65	1.69	11.3	V
Middle	3751.18	-52.87	-13	-39.87	-64.12	-64.60	0.87	12.60	H
	5626.77	-53.13	-13	-40.13	-69.01	-65.16	1.07	13.10	H
	7502.36	-50.67	-13	-37.67	-68.99	-60.28	1.69	11.30	H
	3751.18	-50.73	-13	-37.73	-63.2	-62.46	0.87	12.6	V
	5626.77	-51.74	-13	-38.74	-68.06	-63.77	1.07	13.1	V
	7502.36	-50.79	-13	-37.79	-69.01	-60.40	1.69	11.3	V
Highest	3801.18	-52.95	-13	-39.95	-64.20	-64.68	0.87	12.60	H
	5701.77	-54.08	-13	-41.08	-69.96	-66.11	1.07	13.10	H
	7602.36	-51.41	-13	-38.41	-69.73	-61.02	1.69	11.30	H
	3801.18	-51.37	-13	-38.37	-63.84	-63.10	0.87	12.6	V
	5701.77	-51.88	-13	-38.88	-68.2	-63.91	1.07	13.1	V
	7602.36	-51.56	-13	-38.56	-69.78	-61.17	1.69	11.3	V

Remark: Spurious emissions within 30-1000MHz were found more than 20dB below limit line.



LTE Band 2 / 15MHz / QPSK / RB Size 1 Offset 0									
Channel	Frequency (MHz)	EIRP (dBm)	Limit (dBm)	Over Limit (dB)	SPA Reading (dBm)	S.G. Power (dBm)	TX Cable loss (dB)	TX Antenna Gain (dBi)	Polarization (H/V)
Lowest	3701.68	-55.04	-13	-42.04	-66.29	-66.77	0.87	12.60	H
	5552.52	-52.09	-13	-39.09	-67.97	-64.12	1.07	13.10	H
	7403.36	-51.60	-13	-38.60	-69.92	-61.21	1.69	11.30	H
	3701.68	-54.10	-13	-41.10	-66.57	-65.83	0.87	12.6	V
	5552.52	-51.48	-13	-38.48	-67.8	-63.51	1.07	13.1	V
	7403.36	-51.20	-13	-38.20	-69.42	-60.81	1.69	11.3	V
Middle	3746.68	-55.27	-13	-42.27	-66.52	-67.00	0.87	12.60	H
	5620.02	-52.92	-13	-39.92	-68.80	-64.95	1.07	13.10	H
	7493.36	-51.42	-13	-38.42	-69.74	-61.03	1.69	11.30	H
	3746.68	-51.66	-13	-38.66	-64.13	-63.39	0.87	12.6	V
	5620.02	-51.71	-13	-38.71	-68.03	-63.74	1.07	13.1	V
	7493.36	-51.50	-13	-38.50	-69.72	-61.11	1.69	11.3	V
Highest	3791.68	-54.54	-13	-41.54	-65.79	-66.27	0.87	12.60	H
	5687.52	-52.76	-13	-39.76	-68.64	-64.79	1.07	13.10	H
	7583.36	-51.53	-13	-38.53	-69.85	-61.14	1.69	11.30	H
	3791.68	-50.66	-13	-37.66	-63.13	-62.39	0.87	12.6	V
	5687.52	-52.44	-13	-39.44	-68.76	-64.47	1.07	13.1	V
	7583.36	-51.25	-13	-38.25	-69.47	-60.86	1.69	11.3	V

Remark: Spurious emissions within 30-1000MHz were found more than 20dB below limit line.



LTE Band 2 / 20MHz / QPSK / RB Size 1 Offset 0									
Channel	Frequency (MHz)	EIRP (dBm)	Limit (dBm)	Over Limit (dB)	SPA Reading (dBm)	S.G. Power (dBm)	TX Cable loss (dB)	TX Antenna Gain (dBi)	Polarization (H/V)
Lowest	3702.18	-56.02	-13	-43.02	-67.27	-67.75	0.87	12.60	H
	5553.27	-53.23	-13	-40.23	-69.11	-65.26	1.07	13.10	H
	7404.36	-51.94	-13	-38.94	-70.26	-61.55	1.69	11.30	H
	3702.18	-54.86	-13	-41.86	-67.33	-66.59	0.87	12.6	V
	5553.27	-51.76	-13	-38.76	-68.08	-63.79	1.07	13.1	V
	7404.36	-52.16	-13	-39.16	-70.38	-61.77	1.69	11.3	V
Middle	3742.18	-55.13	-13	-42.13	-66.38	-66.86	0.87	12.60	H
	5613.27	-52.43	-13	-39.43	-68.31	-64.46	1.07	13.10	H
	7484.36	-50.80	-13	-37.80	-69.12	-60.41	1.69	11.30	H
	3742.18	-52.20	-13	-39.20	-64.67	-63.93	0.87	12.6	V
	5613.27	-52.53	-13	-39.53	-68.85	-64.56	1.07	13.1	V
	7484.36	-51.41	-13	-38.41	-69.63	-61.02	1.69	11.3	V
Highest	3782.18	-52.18	-13	-39.18	-63.43	-63.91	0.87	12.60	H
	5673.27	-53.73	-13	-40.73	-69.61	-65.76	1.07	13.10	H
	7564.36	-51.21	-13	-38.21	-69.53	-60.82	1.69	11.30	H
	3782.18	-50.82	-13	-37.82	-63.29	-62.55	0.87	12.6	V
	5673.27	-51.30	-13	-38.30	-67.62	-63.33	1.07	13.1	V
	7564.36	-52.17	-13	-39.17	-70.39	-61.78	1.69	11.3	V

Remark: Spurious emissions within 30-1000MHz were found more than 20dB below limit line.



LTE Band 4 / 1.4MHz / QPSK / RB Size 1 Offset 0									
Channel	Frequency (MHz)	EIRP (dBm)	Limit (dBm)	Over Limit (dB)	SPA Reading (dBm)	S.G. Power (dBm)	TX Cable loss (dB)	TX Antenna Gain (dBi)	Polarization (H/V)
Lowest	3420.32	-53.33	-13	-40.33	-66.16	-60.52	0.81	8.00	H
	5130.48	-50.14	-13	-37.14	-68.67	-59.19	0.95	10.00	H
	6840.64	-47.66	-13	-34.66	-69.00	-59.93	1.13	13.40	H
	3420.32	-53.06	-13	-40.06	-66.4	-64.85	0.81	12.6	V
	5130.48	-50.03	-13	-37.03	-68.66	-61.78	0.95	12.7	V
	6840.64	-47.43	-13	-34.43	-68.42	-58.00	1.13	11.7	V
Middle	3463.92	-51.49	-13	-38.49	-64.32	-58.68	0.81	8.00	H
	5195.88	-49.62	-13	-36.62	-68.15	-58.67	0.95	10.00	H
	6927.84	-47.62	-13	-34.62	-68.96	-59.89	1.13	13.40	H
	3463.92	-52.55	-13	-39.55	-65.89	-64.34	0.81	12.6	V
	5195.88	-50.39	-13	-37.39	-69.02	-62.14	0.95	12.7	V
	6927.84	-47.98	-13	-34.98	-68.97	-58.55	1.13	11.7	V
Highest	3507.52	-51.42	-13	-38.42	-64.25	-58.61	0.81	8.00	H
	5261.28	-49.71	-13	-36.71	-68.24	-58.76	0.95	10.00	H
	7015.04	-47.27	-13	-34.27	-68.61	-59.54	1.13	13.40	H
	3507.52	-51.26	-13	-38.26	-64.6	-63.05	0.81	12.6	V
	5261.28	-49.72	-13	-36.72	-68.35	-61.47	0.95	12.7	V
	7015.04	-48.06	-13	-35.06	-69.05	-58.63	1.13	11.7	V

Remark: Spurious emissions within 30-1000MHz were found more than 20dB below limit line.



LTE Band 4 / 3MHz / QPSK / RB Size 1 Offset 0									
Channel	Frequency (MHz)	EIRP (dBm)	Limit (dBm)	Over Limit (dB)	SPA Reading (dBm)	S.G. Power (dBm)	TX Cable loss (dB)	TX Antenna Gain (dBi)	Polarization (H/V)
Lowest	3420.48	-53.77	-13	-40.77	-66.60	-60.96	0.81	8.00	H
	5130.72	-50.78	-13	-37.78	-69.31	-59.83	0.95	10.00	H
	6840.96	-47.22	-13	-34.22	-68.56	-59.49	1.13	13.40	H
	3420.48	-53.17	-13	-40.17	-66.51	-64.96	0.81	12.6	V
	5130.72	-50.53	-13	-37.53	-69.16	-62.28	0.95	12.7	V
	6840.96	-47.57	-13	-34.57	-68.56	-58.14	1.13	11.7	V
Middle	3462.48	-53.89	-13	-40.89	-66.72	-61.08	0.81	8.00	H
	5193.72	-47.47	-13	-34.47	-66.00	-56.52	0.95	10.00	H
	6924.96	-47.33	-13	-34.33	-68.67	-59.60	1.13	13.40	H
	3462.48	-51.88	-13	-38.88	-65.22	-63.67	0.81	12.6	V
	5193.72	-47.14	-13	-34.14	-65.77	-58.89	0.95	12.7	V
	6924.96	-47.61	-13	-34.61	-68.6	-58.18	1.13	11.7	V
Highest	3504.48	-53.65	-13	-40.65	-66.48	-60.84	0.81	8.00	H
	5256.72	-50.38	-13	-37.38	-68.91	-59.43	0.95	10.00	H
	7008.96	-47.83	-13	-34.83	-69.17	-60.10	1.13	13.40	H
	3504.48	-52.96	-13	-39.96	-66.3	-64.75	0.81	12.6	V
	5256.72	-49.56	-13	-36.56	-68.19	-61.31	0.95	12.7	V
	7008.96	-48.22	-13	-35.22	-69.21	-58.79	1.13	11.7	V

Remark: Spurious emissions within 30-1000MHz were found more than 20dB below limit line.



LTE Band 4 / 5MHz / QPSK / RB Size 1 Offset 0									
Channel	Frequency (MHz)	EIRP (dBm)	Limit (dBm)	Over Limit (dB)	SPA Reading (dBm)	S.G. Power (dBm)	TX Cable loss (dB)	TX Antenna Gain (dBi)	Polarization (H/V)
Lowest	3420.68	-53.44	-13	-40.44	-66.27	-60.63	0.81	8.00	H
	5131.02	-50.21	-13	-37.21	-68.74	-59.26	0.95	10.00	H
	6841.36	-46.56	-13	-33.56	-67.90	-58.83	1.13	13.40	H
	3420.68	-52.00	-13	-39.00	-65.34	-63.79	0.81	12.6	V
	5131.02	-50.42	-13	-37.42	-69.05	-62.17	0.95	12.7	V
	6841.36	-47.53	-13	-34.53	-68.52	-58.10	1.13	11.7	V
Middle	3460.68	-52.34	-13	-39.34	-65.17	-59.53	0.81	8.00	H
	5191.02	-49.93	-13	-36.93	-68.46	-58.98	0.95	10.00	H
	6921.36	-47.39	-13	-34.39	-68.73	-59.66	1.13	13.40	H
	3460.68	-52.81	-13	-39.81	-66.15	-64.60	0.81	12.6	V
	5191.02	-49.82	-13	-36.82	-68.45	-61.57	0.95	12.7	V
	6921.36	-47.00	-13	-34.00	-67.99	-57.57	1.13	11.7	V
Highest	3500.68	-53.35	-13	-40.35	-66.18	-60.54	0.81	8.00	H
	5252	-50.12	-13	-37.12	-68.65	-59.17	0.95	10.00	H
	7001.36	-47.90	-13	-34.90	-69.24	-60.17	1.13	13.40	H
	3500.68	-52.73	-13	-39.73	-66.07	-64.52	0.81	12.6	V
	5252	-49.84	-13	-36.84	-68.47	-61.59	0.95	12.7	V
	7001.36	-48.21	-13	-35.21	-69.2	-58.78	1.13	11.7	V

Remark: Spurious emissions within 30-1000MHz were found more than 20dB below limit line.



LTE Band 4 / 10MHz / QPSK / RB Size 1 Offset 0									
Channel	Frequency (MHz)	EIRP (dBm)	Limit (dBm)	Over Limit (dB)	SPA Reading (dBm)	S.G. Power (dBm)	TX Cable loss (dB)	TX Antenna Gain (dBi)	Polarization (H/V)
Lowest	3421.18	-53.56	-13	-40.56	-66.39	-60.75	0.81	8.00	H
	5131.77	-50.16	-13	-37.16	-68.69	-59.21	0.95	10.00	H
	6842.36	-47.10	-13	-34.10	-68.44	-59.37	1.13	13.40	H
	3421.18	-51.58	-13	-38.58	-64.92	-63.37	0.81	12.6	V
	5131.77	-49.76	-13	-36.76	-68.39	-61.51	0.95	12.7	V
	6842.36	-46.83	-13	-33.83	-67.82	-57.40	1.13	11.7	V
Middle	3456.18	-51.29	-13	-38.29	-64.12	-58.48	0.81	8.00	H
	5184.27	-50.00	-13	-37.00	-68.53	-59.05	0.95	10.00	H
	6912.36	-46.70	-13	-33.70	-68.04	-58.97	1.13	13.40	H
	3456.18	-53.15	-13	-40.15	-66.49	-64.94	0.81	12.6	V
	5184.27	-49.40	-13	-36.40	-68.03	-61.15	0.95	12.7	V
	6912.36	-47.88	-13	-34.88	-68.87	-58.45	1.13	11.7	V
Highest	3491.18	-53.53	-13	-40.53	-66.36	-60.72	0.81	8.00	H
	5236.77	-49.71	-13	-36.71	-68.24	-58.76	0.95	10.00	H
	6982.36	-47.81	-13	-34.81	-69.15	-60.08	1.13	13.40	H
	3491.18	-52.51	-13	-39.51	-65.85	-64.30	0.81	12.6	V
	5236.77	-49.75	-13	-36.75	-68.38	-61.50	0.95	12.7	V
	6982.36	-47.78	-13	-34.78	-68.77	-58.35	1.13	11.7	V

Remark: Spurious emissions within 30-1000MHz were found more than 20dB below limit line.



LTE Band 4 / 15MHz / QPSK / RB Size 1 Offset 0									
Channel	Frequency (MHz)	EIRP (dBm)	Limit (dBm)	Over Limit (dB)	SPA Reading (dBm)	S.G. Power (dBm)	TX Cable loss (dB)	TX Antenna Gain (dBi)	Polarization (H/V)
Lowest	3421.68	-53.27	-13	-40.27	-66.10	-60.46	0.81	8.00	H
	5132.52	-50.04	-13	-37.04	-68.57	-59.09	0.95	10.00	H
	6843.36	-47.25	-13	-34.25	-68.59	-59.52	1.13	13.40	H
	3421.68	-51.64	-13	-38.64	-64.98	-63.43	0.81	12.6	V
	5132.52	-48.65	-13	-35.65	-67.28	-60.40	0.95	12.7	V
	6843.36	-46.94	-13	-33.94	-67.93	-57.51	1.13	11.7	V
Middle	3451.68	-53.42	-13	-40.42	-66.25	-60.61	0.81	8.00	H
	5177.52	-49.87	-13	-36.87	-68.40	-58.92	0.95	10.00	H
	6903.36	-47.02	-13	-34.02	-68.36	-59.29	1.13	13.40	H
	3451.68	-51.58	-13	-38.58	-64.92	-63.37	0.81	12.6	V
	5177.52	-49.66	-13	-36.66	-68.29	-61.41	0.95	12.7	V
	6903.36	-47.34	-13	-34.34	-68.33	-57.91	1.13	11.7	V
Highest	3481.68	-53.37	-13	-40.37	-66.20	-60.56	0.81	8.00	H
	5222.52	-49.86	-13	-36.86	-68.39	-58.91	0.95	10.00	H
	6963.36	-47.82	-13	-34.82	-69.16	-60.09	1.13	13.40	H
	3481.68	-53.43	-13	-40.43	-66.77	-65.22	0.81	12.6	V
	5222.52	-50.31	-13	-37.31	-68.94	-62.06	0.95	12.7	V
	6963.36	-48.00	-13	-35.00	-68.99	-58.57	1.13	11.7	V

Remark: Spurious emissions within 30-1000MHz were found more than 20dB below limit line.



LTE Band 4 / 20MHz / QPSK / RB Size 1 Offset 0									
Channel	Frequency (MHz)	EIRP (dBm)	Limit (dBm)	Over Limit (dB)	SPA Reading (dBm)	S.G. Power (dBm)	TX Cable loss (dB)	TX Antenna Gain (dBi)	Polarization (H/V)
Lowest	3422.18	-51.25	-13	-38.25	-64.08	-58.44	0.81	8.00	H
	5133.27	-51.02	-13	-38.02	-69.55	-60.07	0.95	10.00	H
	6844.36	-46.91	-13	-33.91	-68.25	-59.18	1.13	13.40	H
	3422.18	-50.90	-13	-37.90	-64.24	-62.69	0.81	12.6	V
	5133.27	-50.43	-13	-37.43	-69.06	-62.18	0.95	12.7	V
	6844.36	-48.13	-13	-35.13	-69.12	-58.70	1.13	11.7	V
Middle	3447.18	-53.76	-13	-40.76	-66.59	-60.95	0.81	8.00	H
	5170.77	-49.64	-13	-36.64	-68.17	-58.69	0.95	10.00	H
	6894.36	-47.37	-13	-34.37	-68.71	-59.64	1.13	13.40	H
	3447.18	-51.04	-13	-38.04	-64.38	-62.83	0.81	12.6	V
	5170.77	-49.96	-13	-36.96	-68.59	-61.71	0.95	12.7	V
	6894.36	-48.15	-13	-35.15	-69.14	-58.72	1.13	11.7	V
Highest	3472.18	-53.18	-13	-40.18	-66.01	-60.37	0.81	8.00	H
	5208.27	-49.82	-13	-36.82	-68.35	-58.87	0.95	10.00	H
	6944.36	-47.35	-13	-34.35	-68.69	-59.62	1.13	13.40	H
	3472.18	-52.65	-13	-39.65	-65.99	-64.44	0.81	12.6	V
	5208.27	-49.59	-13	-36.59	-68.22	-61.34	0.95	12.7	V
	6944.36	-47.98	-13	-34.98	-68.97	-58.55	1.13	11.7	V

Remark: Spurious emissions within 30-1000MHz were found more than 20dB below limit line.



LTE Band 7 / 5MHz / QPSK / RB Size 1 Offset 0									
Channel	Frequency (MHz)	EIRP (dBm)	Limit (dBm)	Over Limit (dB)	SPA Reading (dBm)	S.G. Power (dBm)	TX Cable loss (dB)	TX Antenna Gain (dBi)	Polarization (H/V)
Lowest	5000.68	-41.63	-25.00	-16.63	-73.61	-53.38	0.95	12.70	H
	7501.02	-38.34	-25.00	-13.34	-75.23	-48.58	1.46	11.70	H
	10001.36	-38.89	-25.00	-13.89	-77.36	-49.68	1.31	12.10	H
	5000.68	-42.94	-25.00	-17.94	-74.17	-54.69	0.95	12.70	V
	7501.02	-38.46	-25.00	-13.46	-75.34	-48.70	1.46	11.70	V
	10001.36	-39.50	-25.00	-14.50	-76.40	-50.29	1.31	12.10	V
Middle	5065.68	-40.98	-25.00	-15.98	-72.97	-52.73	0.95	12.70	H
	7598.52	-38.08	-25.00	-13.08	-74.97	-48.32	1.46	11.70	H
	10131.36	-38.32	-25.00	-13.32	-76.79	-49.11	1.31	12.10	H
	5065.68	-39.98	-25.00	-14.98	-73.13	-51.73	0.95	12.70	V
	7598.52	-38.39	-25.00	-13.39	-75.27	-48.63	1.46	11.70	V
	10131.36	-40.34	-25.00	-15.34	-77.24	-51.13	1.31	12.10	V
Highest	5181.68	-40.67	-25.00	-15.67	-72.76	-52.42	0.95	12.70	H
	7772.52	-38.90	-25.00	-13.90	-75.79	-49.14	1.46	11.70	H
	10363.36	-38.83	-25.00	-13.83	-77.30	-49.62	1.31	12.10	H
	5181.68	-41.75	-25.00	-16.75	-72.98	-53.50	0.95	12.70	V
	7772.52	-38.72	-25.00	-13.72	-75.60	-48.96	1.46	11.70	V
	10363.36	-40.75	-25.00	-15.75	-77.65	-51.54	1.31	12.10	V

Remark: Spurious emissions within 30-1000MHz were found more than 20dB below limit line.



LTE Band 7 / 10MHz / QPSK / RB Size 1 Offset 0									
Channel	Frequency (MHz)	EIRP (dBm)	Limit (dBm)	Over Limit (dB)	SPA Reading (dBm)	S.G. Power (dBm)	TX Cable loss (dB)	TX Antenna Gain (dBi)	Polarization (H/V)
Lowest	5001.18	-42.22	-25.00	-17.22	-74.20	-53.97	0.95	12.70	H
	7501.77	-38.50	-25.00	-13.50	-75.39	-48.74	1.46	11.70	H
	10002.36	-38.81	-25.00	-13.81	-77.28	-49.60	1.31	12.10	H
	5001.18	-42.20	-25.00	-17.20	-73.63	-53.95	0.95	12.70	V
	7501.77	-38.04	-25.00	-13.04	-74.92	-48.28	1.46	11.70	V
	10002.36	-40.70	-25.00	-15.70	-77.60	-51.49	1.31	12.10	V
Middle	5061.18	-40.00	-25.00	-15.00	-72.30	-51.75	0.95	12.70	H
	7591.77	-38.29	-25.00	-13.29	-75.18	-48.53	1.46	11.70	H
	10122.36	-38.35	-25.00	-13.35	-76.82	-49.14	1.31	12.10	H
	5061.18	-39.56	-25.00	-14.56	-72.79	-51.31	0.95	12.70	V
	7591.77	-38.11	-25.00	-13.11	-74.99	-48.35	1.46	11.70	V
	10122.36	-40.13	-25.00	-15.13	-77.03	-50.92	1.31	12.10	V
Highest	5121.18	-40.17	-25.00	-15.17	-72.42	-51.92	0.95	12.70	H
	7681.77	-38.88	-25.00	-13.88	-75.77	-49.12	1.46	11.70	H
	10242.36	-39.06	-25.00	-14.06	-77.53	-49.85	1.31	12.10	H
	5121.18	-39.45	-25.00	-14.45	-72.70	-51.20	0.95	12.70	V
	7681.77	-38.70	-25.00	-13.70	-75.58	-48.94	1.46	11.70	V
	10242.36	-40.38	-25.00	-15.38	-77.28	-51.17	1.31	12.10	V

Remark: Spurious emissions within 30-1000MHz were found more than 20dB below limit line.



LTE Band 7 / 15MHz / QPSK / RB Size 1 Offset 0									
Channel	Frequency (MHz)	EIRP (dBm)	Limit (dBm)	Over Limit (dB)	SPA Reading (dBm)	S.G. Power (dBm)	TX Cable loss (dB)	TX Antenna Gain (dBi)	Polarization (H/V)
Lowest	5001.68	-41.44	-25.00	-16.44	-73.42	-53.19	0.95	12.70	H
	7502.52	-38.07	-25.00	-13.07	-74.96	-48.31	1.46	11.70	H
	10003.36	-38.77	-25.00	-13.77	-77.24	-49.56	1.31	12.10	H
	5001.68	-39.47	-25.00	-14.47	-72.72	-51.22	0.95	12.70	V
	7502.52	-38.16	-25.00	-13.16	-75.04	-48.40	1.46	11.70	V
	10003.36	-40.10	-25.00	-15.10	-77.00	-50.89	1.31	12.10	V
Middle	5056.68	-41.05	-25.00	-16.05	-73.03	-52.80	0.95	12.70	H
	7585.02	-38.44	-25.00	-13.44	-75.33	-48.68	1.46	11.70	H
	10131.36	-37.76	-25.00	-12.76	-76.23	-48.55	1.31	12.10	H
	5056.68	-40.59	-25.00	-15.59	-73.27	-52.34	0.95	12.70	V
	7585.02	-38.80	-25.00	-13.80	-75.68	-49.04	1.46	11.70	V
	10131.36	-40.79	-25.00	-15.79	-77.69	-51.58	1.31	12.10	V
Highest	5111.68	-40.89	-25.00	-15.89	-72.91	-52.64	0.95	12.70	H
	7667.52	-38.68	-25.00	-13.68	-75.57	-48.92	1.46	11.70	H
	10223.36	-38.31	-25.00	-13.31	-76.78	-49.10	1.31	12.10	H
	5111.68	-39.21	-25.00	-14.21	-72.51	-50.96	0.95	12.70	V
	7667.52	-38.24	-25.00	-13.24	-75.12	-48.48	1.46	11.70	V
	10223.36	-39.89	-25.00	-14.89	-76.79	-50.68	1.31	12.10	V

Remark: Spurious emissions within 30-1000MHz were found more than 20dB below limit line.



LTE Band 7 / 20MHz / QPSK / RB Size 1 Offset 0									
Channel	Frequency (MHz)	EIRP (dBm)	Limit (dBm)	Over Limit (dB)	SPA Reading (dBm)	S.G. Power (dBm)	TX Cable loss (dB)	TX Antenna Gain (dBi)	Polarization (H/V)
Lowest	5002.18	-48.76	-25.00	-23.76	-80.74	-60.51	0.95	12.70	H
	7503.27	-44.67	-25.00	-19.67	-81.56	-54.91	1.46	11.70	H
	10004.36	-42.94	-25.00	-17.94	-81.41	-53.73	1.31	12.10	H
	5002.18	-49.59	-25.00	-24.59	-80.82	-61.34	0.95	12.70	V
	7503.27	-44.42	-25.00	-19.42	-81.30	-54.66	1.46	11.70	V
	10004.36	-44.82	-25.00	-19.82	-81.72	-55.61	1.31	12.10	V
Middle	5052.18	-40.07	-25.00	-15.07	-72.35	-51.82	0.95	12.70	H
	7578.27	-37.87	-25.00	-12.87	-74.76	-48.11	1.46	11.70	H
	10104.36	-38.24	-25.00	-13.24	-76.71	-49.03	1.31	12.10	H
	5052.18	-39.72	-25.00	-14.72	-72.92	-51.47	0.95	12.70	V
	7578.27	-38.49	-25.00	-13.49	-75.37	-48.73	1.46	11.70	V
	10104.36	-39.55	-25.00	-14.55	-76.45	-50.34	1.31	12.10	V
Highest	5102.18	-40.91	-25.00	-15.91	-72.92	-52.66	0.95	12.70	H
	7653.27	-38.61	-25.00	-13.61	-75.50	-48.85	1.46	11.70	H
	10204.36	-38.33	-25.00	-13.33	-76.80	-49.12	1.31	12.10	H
	5102.18	-39.31	-25.00	-14.31	-72.59	-51.06	0.95	12.70	V
	7653.27	-38.78	-25.00	-13.78	-75.66	-49.02	1.46	11.70	V
	10204.36	-39.52	-25.00	-14.52	-76.42	-50.31	1.31	12.10	V

Remark: Spurious emissions within 30-1000MHz were found more than 20dB below limit line.



LTE Band 17 / 5MHz / QPSK / RB Size 1 Offset 0									
Channel	Frequency (MHz)	ERP (dBm)	Limit (dBm)	Over Limit (dB)	SPA Reading (dBm)	S.G. Power (dBm)	TX Cable loss (dB)	TX Antenna Gain (dBi)	Polarization (H/V)
Lowest	1408.68	-47.52	-13	-34.52	-63.13	-54.20	0.57	9.40	H
	2113.02	-50.41	-13	-37.41	-71.12	-58.11	0.75	10.60	H
	2817.36	-47.82	-13	-34.82	-72.28	-57.40	0.87	12.60	H
	1408.68	-48.45	-13	-35.45	-64.65	-55.13	0.57	9.40	V
	2113.02	-48.66	-13	-35.66	-71.38	-56.36	0.75	10.60	V
	2817.36	-42.70	-13	-29.70	-71.68	-52.28	0.87	12.60	V
Middle	1415.68	-52.71	-13	-39.71	-67.07	-59.39	0.57	9.40	H
	2123.58	-45.12	-13	-32.12	-67.13	-52.82	0.75	10.60	H
	2831.36	-45.31	-13	-32.31	-71.04	-54.89	0.87	12.60	H
	1415.68	-51.61	-13	-38.61	-66.97	-58.29	0.57	9.40	V
	2123.58	-46.49	-13	-33.49	-69.98	-54.19	0.75	10.60	V
	2831.36	-42.31	-13	-29.31	-71.37	-51.89	0.87	12.60	V
Highest	1422.68	-49.21	-13	-36.21	-64.27	-55.89	0.57	9.40	H
	2134.02	-49.57	-13	-36.57	-70.49	-57.27	0.75	10.60	H
	2845.36	-47.00	-13	-34.00	-71.86	-56.58	0.87	12.60	H
	1422.68	-49.14	-13	-36.14	-65.26	-55.82	0.57	9.40	V
	2134.02	-47.18	-13	-34.18	-70.57	-54.88	0.75	10.60	V
	2845.36	-42.72	-13	-29.72	-71.70	-52.30	0.87	12.60	V

Remark: Spurious emissions within 30-1000MHz were found more than 20dB below limit line.



LTE Band 17 / 10MHz / QPSK / RB Size 1 Offset 0									
Channel	Frequency (MHz)	ERP (dBm)	Limit (dBm)	Over Limit (dB)	SPA Reading (dBm)	S.G. Power (dBm)	TX Cable loss (dB)	TX Antenna Gain (dBi)	Polarization (H/V)
Lowest	1409.18	-46.03	-13	-33.03	-62.12	-52.71	0.57	9.40	H
	2113.77	-50.39	-13	-37.39	-71.11	-58.09	0.75	10.60	H
	2818.36	-46.20	-13	-33.20	-71.34	-55.78	0.87	12.60	H
	1409.18	-47.09	-13	-34.09	-63.49	-53.77	0.57	9.40	V
	2113.77	-45.70	-13	-32.70	-69.44	-53.40	0.75	10.60	V
	2818.36	-42.12	-13	-29.12	-71.22	-51.70	0.87	12.60	V
Middle	1411.18	-54.61	-13	-41.61	-68.82	-61.29	0.57	9.40	H
	2116.77	-50.54	-13	-37.54	-71.18	-58.24	0.75	10.60	H
	2822.36	-45.45	-13	-32.45	-71.09	-55.03	0.87	12.60	H
	1411.18	-41.92	-13	-28.92	-59.00	-48.60	0.57	9.40	V
	2116.77	-46.89	-13	-33.89	-70.34	-54.59	0.75	10.60	V
	2822.36	-42.82	-13	-29.82	-71.78	-52.40	0.87	12.60	V
Highest	1413.18	-49.82	-13	-36.82	-64.77	-56.50	0.57	9.40	H
	2119.77	-48.48	-13	-35.48	-69.65	-56.18	0.75	10.60	H
	2826.36	-47.09	-13	-34.09	-71.91	-56.67	0.87	12.60	H
	1413.18	-53.34	-13	-40.34	-68.24	-60.02	0.57	9.40	V
	2119.77	-49.40	-13	-36.40	-71.62	-57.10	0.75	10.60	V
	2826.36	-43.03	-13	-30.03	-71.95	-52.61	0.87	12.60	V

Remark: Spurious emissions within 30-1000MHz were found more than 20dB below limit line.